



## City Treasurer

7447 E. Indian School Rd. Suite #210  
Scottsdale, AZ 85251

PHONE 480-312-2364

WEB [www.ScottsdaleAZ.gov](http://www.ScottsdaleAZ.gov)

**Date:** February 23, 2026  
**To:** The Honorable Mayor and City Council  
**From:** Sonia Andrews, City Treasurer/ Chief Financial Officer  
**Subject:** General Fund Financial Summary as of January 2026

---

Attached is the General Fund Financial Summary as of January 2026.

The City Treasurer's Office provides monthly and quarterly financial information to City Council and the public via the following methods:

### **Financial Information Sent via Email**

- **General Fund Financial Summary** – Monthly, a financial summary for the General Fund, which also includes the Ambulance Service Fund, is emailed directly to Council within 15 business days of month end, with the exception of fiscal year end, per requirements of the City Charter (Article 3, Section 4). The General Fund Financial Summary includes budget to actual and prior year comparisons for the General Fund.
- **Investment Portfolio Summary** – Quarterly, an investment report is emailed directly to Council, highlighting the city's investment holdings and compliance with the city's investment policies.

### **Financial Report on Council Consent Agenda**

- **Detailed Financial Report** - Monthly, the Council consent agenda includes a request to accept a Detailed Financial Report. The report focuses on the General Fund and other major funds and includes a summary of sources and uses by major categories, highlighting significant budget to actual variances.

### **Quarterly Financial Update Presentation**

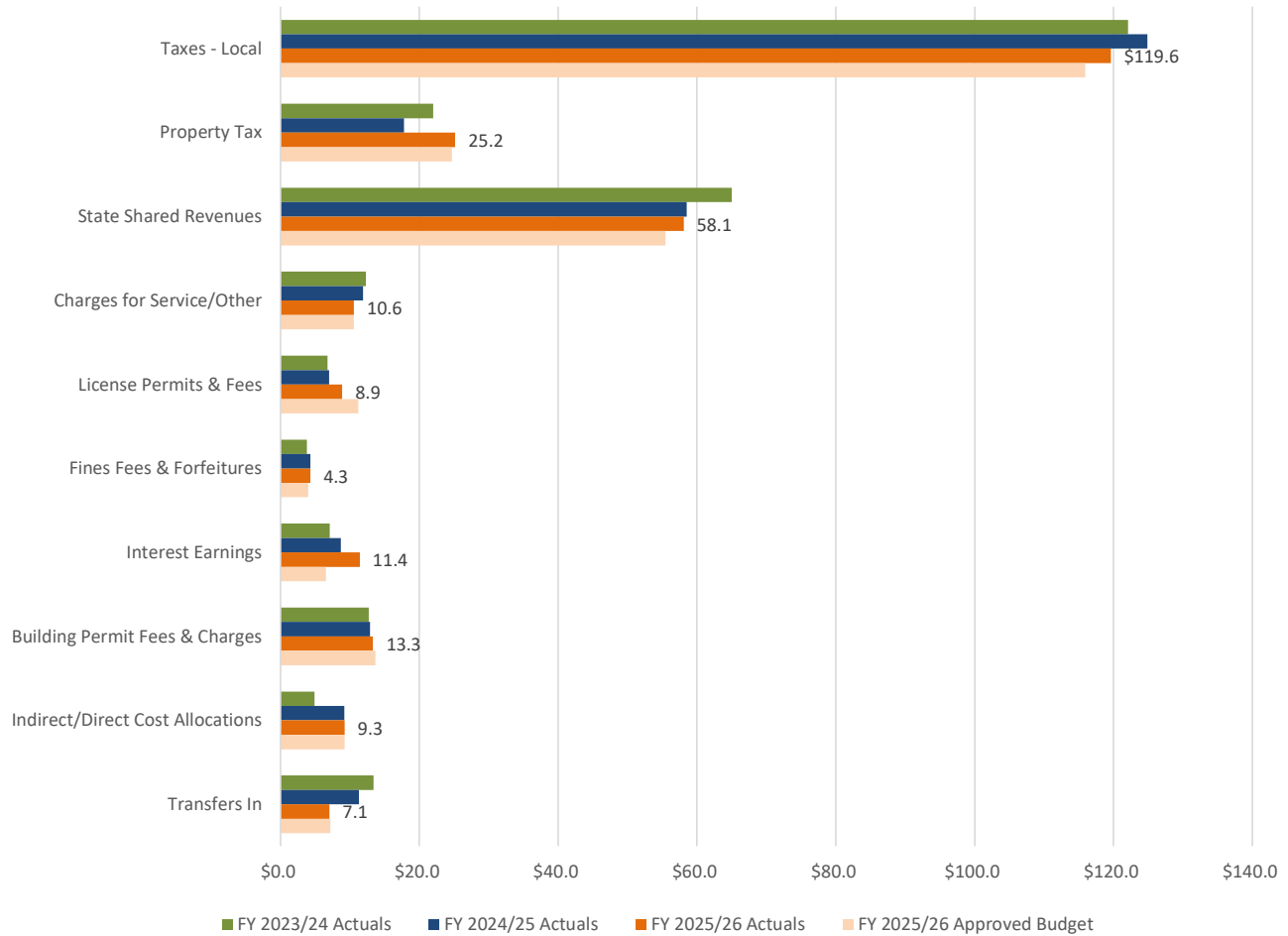
- **Financial Update** - Quarterly, a Financial Update is presented to Council at a regular Council meeting. The presentation includes any relevant economic factors and discussion of key financial matters.

The General Fund Financial Summary, Detailed Financial Report and Financial Update presentations are posted on the city's website and available to the public.

## Exhibit 1 – General Fund Operating Sources as of January 2026

General Fund revenues through January 2026 were \$267.7 million, resulting in a favorable variance of \$9.0 million compared to approved budget of \$258.6 million, equivalent to 3%.

### Sources (Fiscal Year to Date: January 2026)



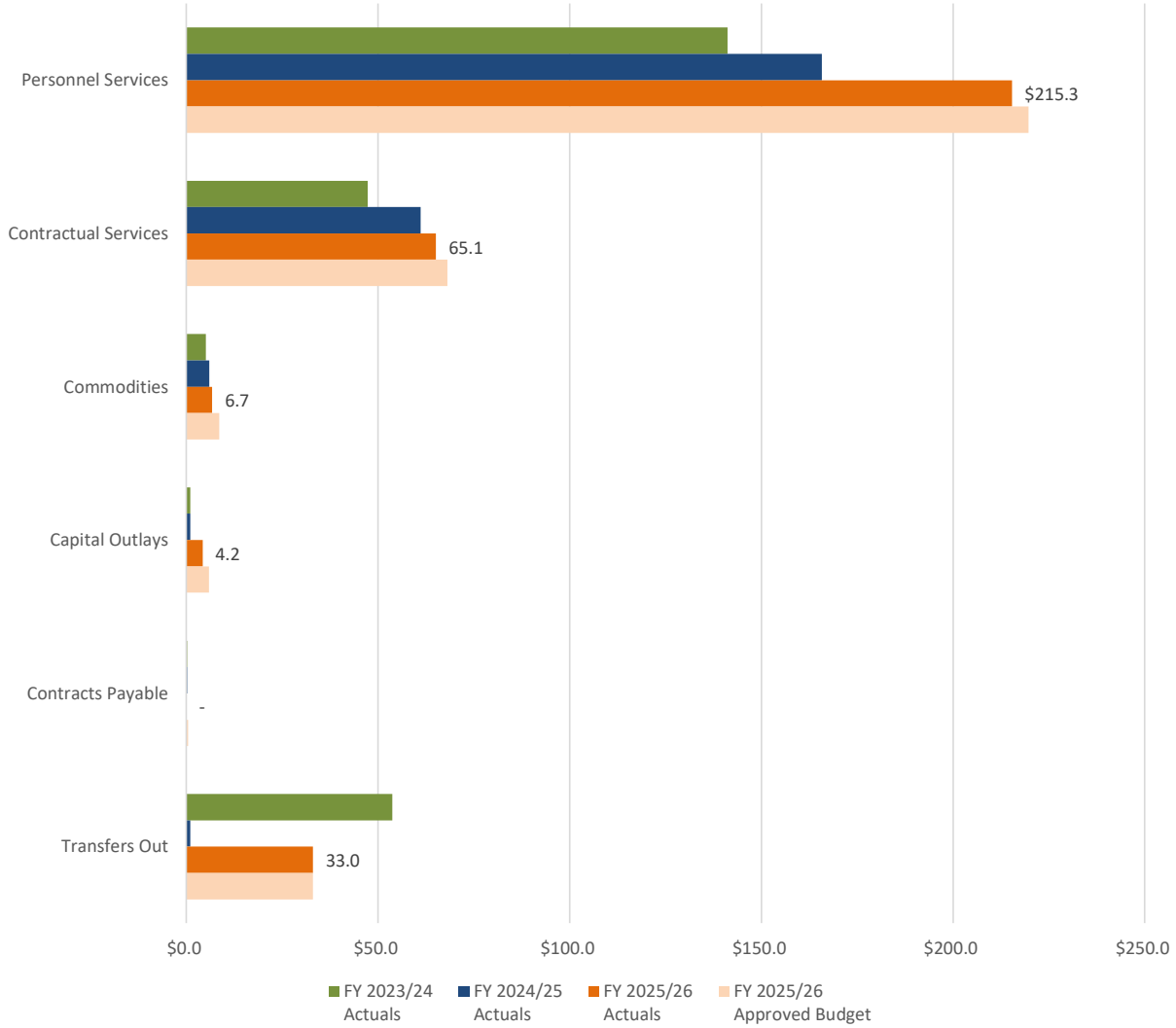
	FY 2023/24 Actuals	FY 2024/25 Actuals	FY 2025/26 Actuals	FY 2025/26 Approved Budget	Variance Amount	Variance Percent
Taxes - Local	\$122.1	\$124.9	\$119.6	\$116.0	\$3.7	3%
Property Tax	22.0	17.8	25.2	24.7	0.5	2%
State Shared Revenues	65.0	58.5	58.1	55.5	2.6	5%
Charges for Service/Other	12.3	11.9	10.6	10.5	0.0	0%
License Permits & Fees	6.8	7.0	8.9	11.2	(2.3)	(21%)
Fines Fees & Forfeitures	3.8	4.3	4.3	4.0	0.3	8%
Interest Earnings	7.1	8.7	11.4	6.6	4.8	73%
Building Permit Fees & Charges	12.7	12.9	13.3	13.7	(0.3)	(2%)
Indirect/Direct Cost Allocations	4.9	9.2	9.3	9.3	-	-
Transfers In	13.4	11.3	7.1	7.2	(0.1)	(2%)
<b>Total Sources</b>	<b>\$270.1</b>	<b>\$266.5</b>	<b>\$267.7</b>	<b>\$258.6</b>	<b>\$9.0</b>	<b>3%</b>

Note: \$ in millions/rounding differences and blank lines may occur.

## Exhibit 2 – General Fund Operating Uses as of January 2026

General Fund expenditures through January 2026 were \$324.4 million, resulting in a favorable variance of \$11.3 million compared to approved budget of \$335.7 million, equivalent to 3%.

### Uses (Fiscal Year to Date: January 2026)



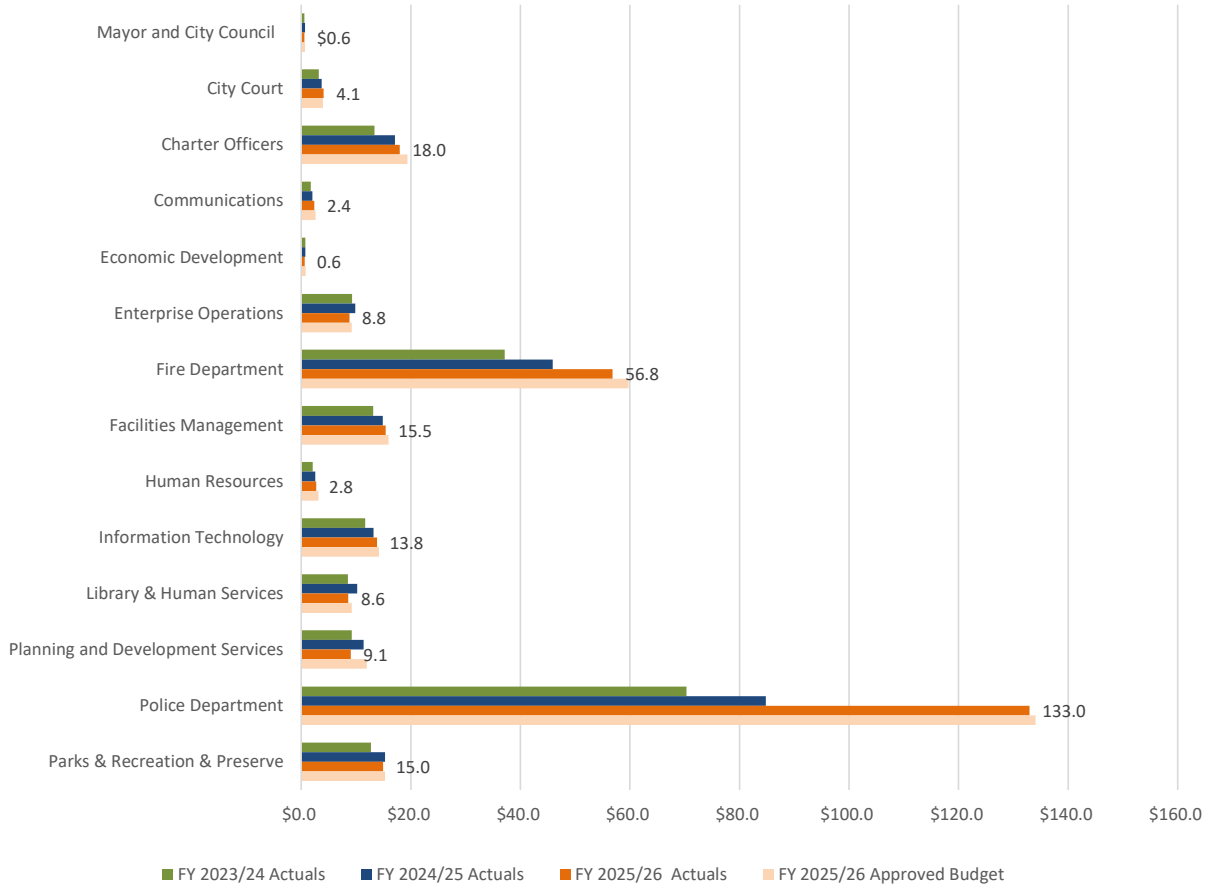
	FY 2023/24 Actuals	FY 2024/25 Actuals	FY 2025/26 Actuals	FY 2025/26 Approved Budget	Variance Amount	Variance Percent
Personnel Services	\$141.2	\$165.8	\$215.3	\$219.7	\$4.3	2%
Contractual Services	47.3	61.1	65.1	68.1	3.0	4%
Commodities	5.1	6.0	6.7	8.5	1.8	21%
Capital Outlays	1.0	1.0	4.2	5.9	1.7	28%
Contracts Payable	0.2	0.2	-	0.5	0.5	100%
Transfers Out	53.7	1.0	33.0	33.0	-	-
<b>Total Uses</b>	<b>\$248.5</b>	<b>\$235.1</b>	<b>\$324.4</b>	<b>\$335.7</b>	<b>\$11.3</b>	<b>3%</b>

Note: \$ in millions/rounding differences and blank lines may occur.

### Exhibit 3 – General Fund Operating Uses by Department as of January 2026

General Fund Departmental expenditures through January 2026 were \$291.3 million, resulting in a favorable variance of \$11.1 million compared to the approved budget of \$302.4 million, equivalent to 4%. Please note these figures do not include Contracts Payable and Transfers Out.

#### Department Expenditures (Fiscal Year to Date: January 2026)



	FY 2023/24 Actuals	FY 2024/25 Actuals	FY 2025/26 Actuals	FY 2025/26 Approved Budget	Variance Amount	Variance Percent
Mayor and City Council	\$0.6	\$0.7	\$0.6	\$0.7	\$0.0	7%
City Court	3.2	3.8	4.1	4.0	(0.2)	(5%)
Charter Officers	13.4	17.1	18.0	19.4	1.3	7%
Communications	1.7	2.1	2.4	2.6	0.2	8%
Economic Development	0.8	0.8	0.6	0.8	0.2	24%
Enterprise Operations	9.3	9.9	8.8	9.2	0.4	5%
Fire Department	37.2	46.0	56.8	59.8	2.9	5%
Facilities Management	13.1	14.9	15.5	15.9	0.5	3%
Human Resources	2.1	2.6	2.8	3.2	0.4	13%
Information Technology	11.7	13.3	13.8	14.2	0.4	3%
Library & Human Services	8.5	10.2	8.6	9.2	0.6	7%
Planning and Development Services	9.2	11.4	9.1	12.0	2.9	24%
Police Department	70.3	84.8	133.0	134.0	1.0	1%
Parks & Recreation & Preserve	12.7	15.3	15.0	15.3	0.3	2%
Transportation and Infrastructure	0.7	0.9	2.2	2.0	(0.2)	(10%)
<b>Total</b>	<b>\$194.6</b>	<b>\$233.6</b>	<b>\$291.3</b>	<b>\$302.4</b>	<b>\$11.1</b>	<b>4%</b>

Note: \$ in millions/rounding differences and blank lines may occur.

Enterprise Operations includes the portion of Tourism and Events, WestWorld, professional baseball, and the Enterprise Operations department administration funded by the General Fund. Does not include Enterprise Funds (Water and Water Reclamation Funds, Solid Waste Fund and Aviation Fund)

Actual to Approved Budget variance of \$11.1 million or 4%.