

Scottsdale Police Department

Annual Statistics



National & State Crime Statistics

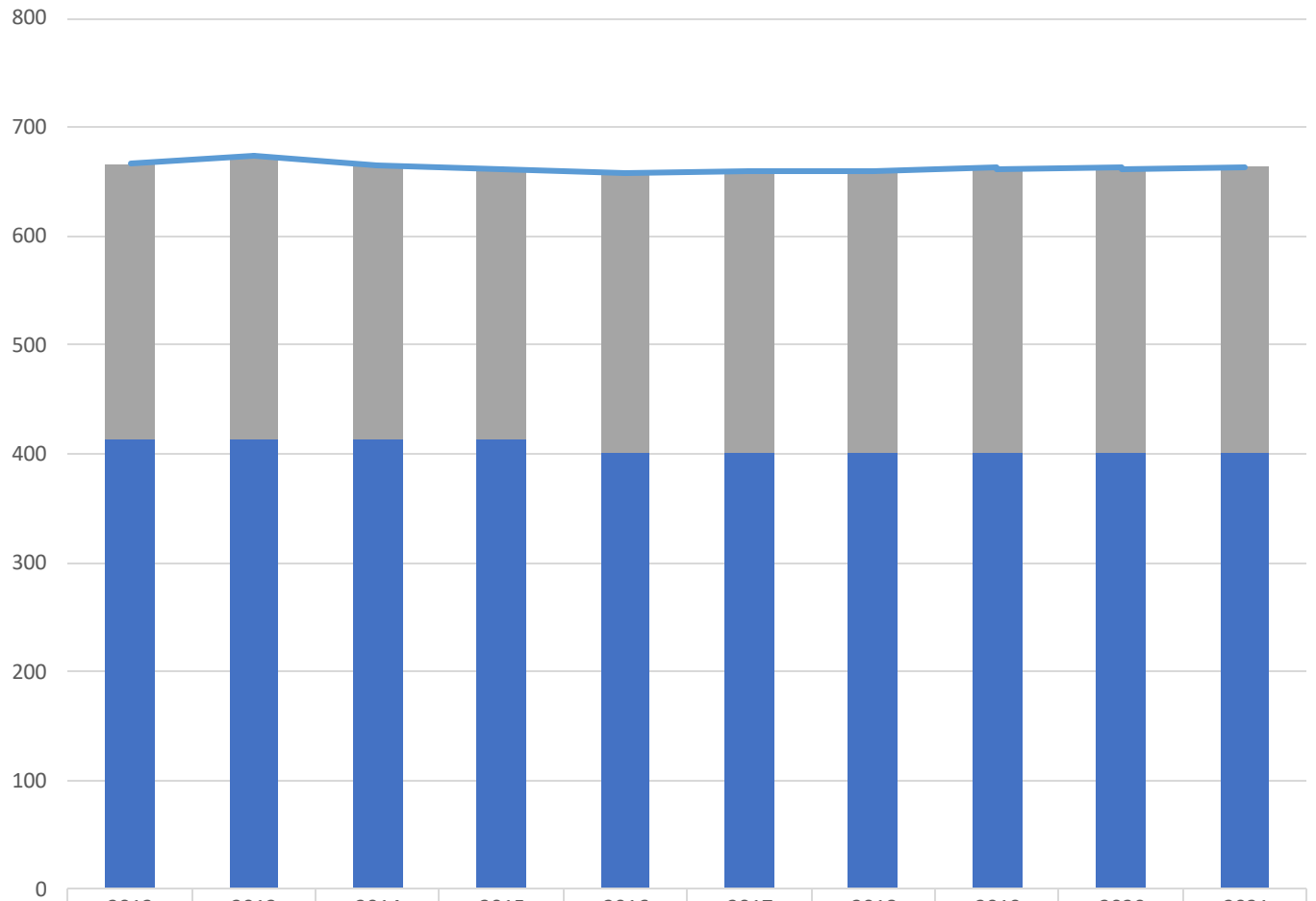
Beginning in January 2021, the Scottsdale Police Department began reporting crime statistics in the Uniformed Crime Reporting (UCR) *National Incident Based Report System* (NIBRS). Previously, the department reported under the Summary Reporting System. NIBRS is intended to provide more context to reported crime, in the following ways:

- Incident specific data for 52 offenses (previously 10 in SRS)
- Reported arrests for an additional ten offenses (previously 20 in SRS)
- 58 data elements related to the criminal elements, and characteristics of victims and offenders (not previously reported), including
 - the relationship between victim/offender
 - Type of injury or loss
 - Location details
 - Weapons involved

National & State Crime Statistics

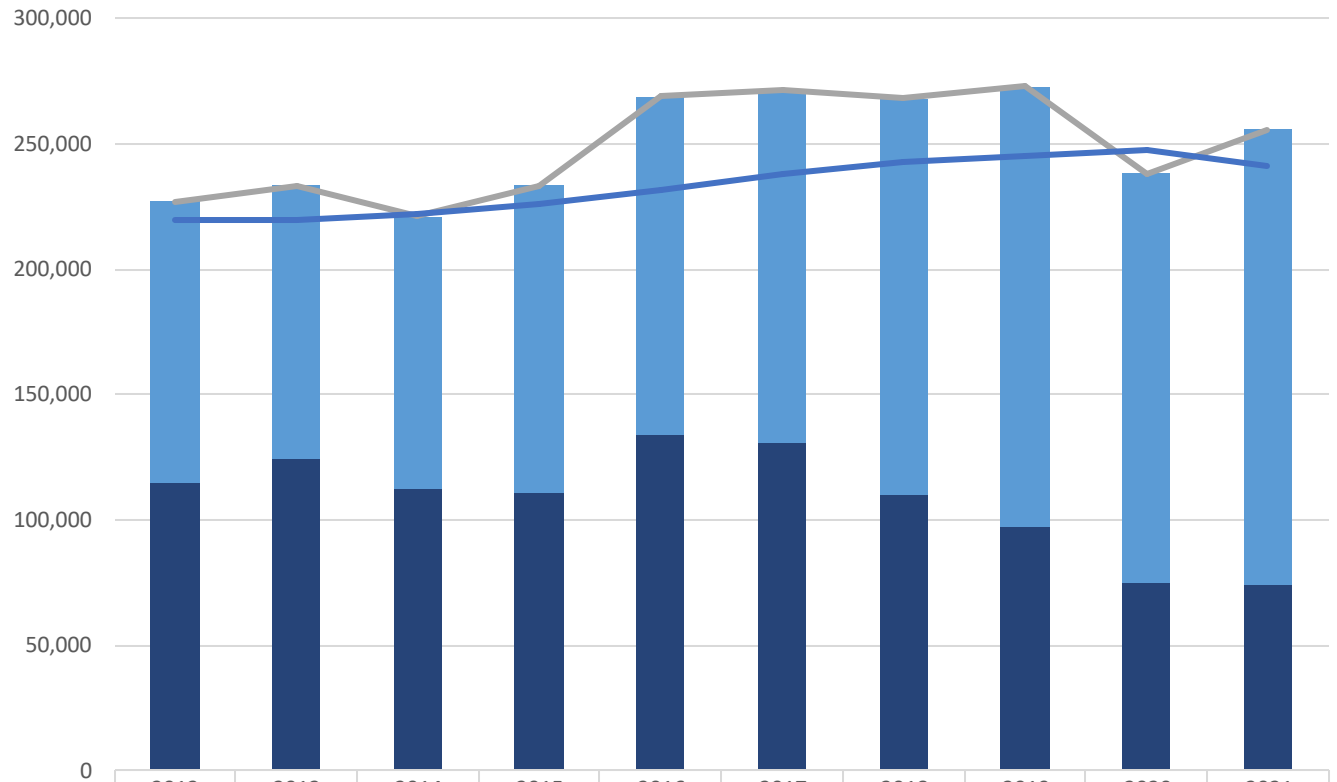
- With this change, published crime data is fluid and can change from month to month, as the department reports new information to the Arizona Department of Public Safety (DPS) and the Federal Bureau of Investigations (FBI)
 - Under summary reporting, crimes were reported and published as of when the crime was *reported* to the police department. Under NIBRS, the crime is reported and published as of when the crime *occurred*.
 - This means that as information is reported to the Scottsdale Police Department, any delayed reports will be submitted at the time received, but could be reported for the month that the crime occurred. This influences monthly data on an ongoing basis.
- All official crime data can be found on the DPS [Crime Statistics Dashboard](#)
 - Data is collected from participating agencies on a monthly basis and all charts reflect data processed prior to the current day. The current year does not reflect a full 12 months of data and should not be compared to previous years.

Authorized Employees (PCN)



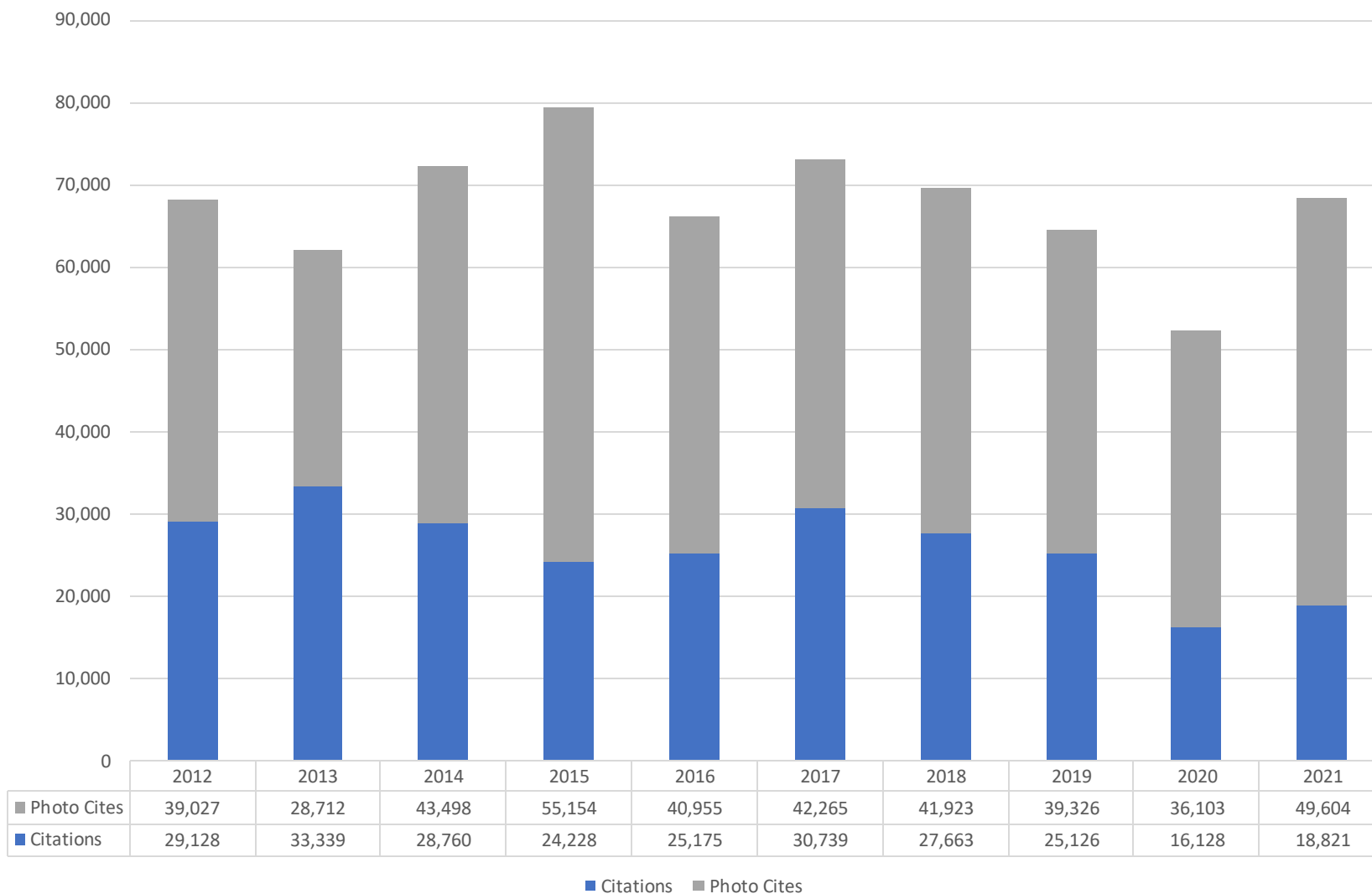
| | 2012 | 2013 | 2014 | 2015 | 2016 | 2017 | 2018 | 2019 | 2020 | 2021 |
|-------------------------------|-------|-------|-------|-------|-------|-------|-------|-------|-------|-------|
| Authorized Professional Staff | 253.6 | 260.6 | 251.6 | 248.6 | 257.3 | 258.3 | 258.3 | 262.7 | 263.7 | 263.8 |
| Authorized Sworn | 413 | 413 | 413 | 413 | 401 | 401 | 401 | 400 | 400 | 400 |
| Total Positions | 666.6 | 673.6 | 664.6 | 661.6 | 658.3 | 659.3 | 659.3 | 662.7 | 663.7 | 663.8 |

Calls for Service

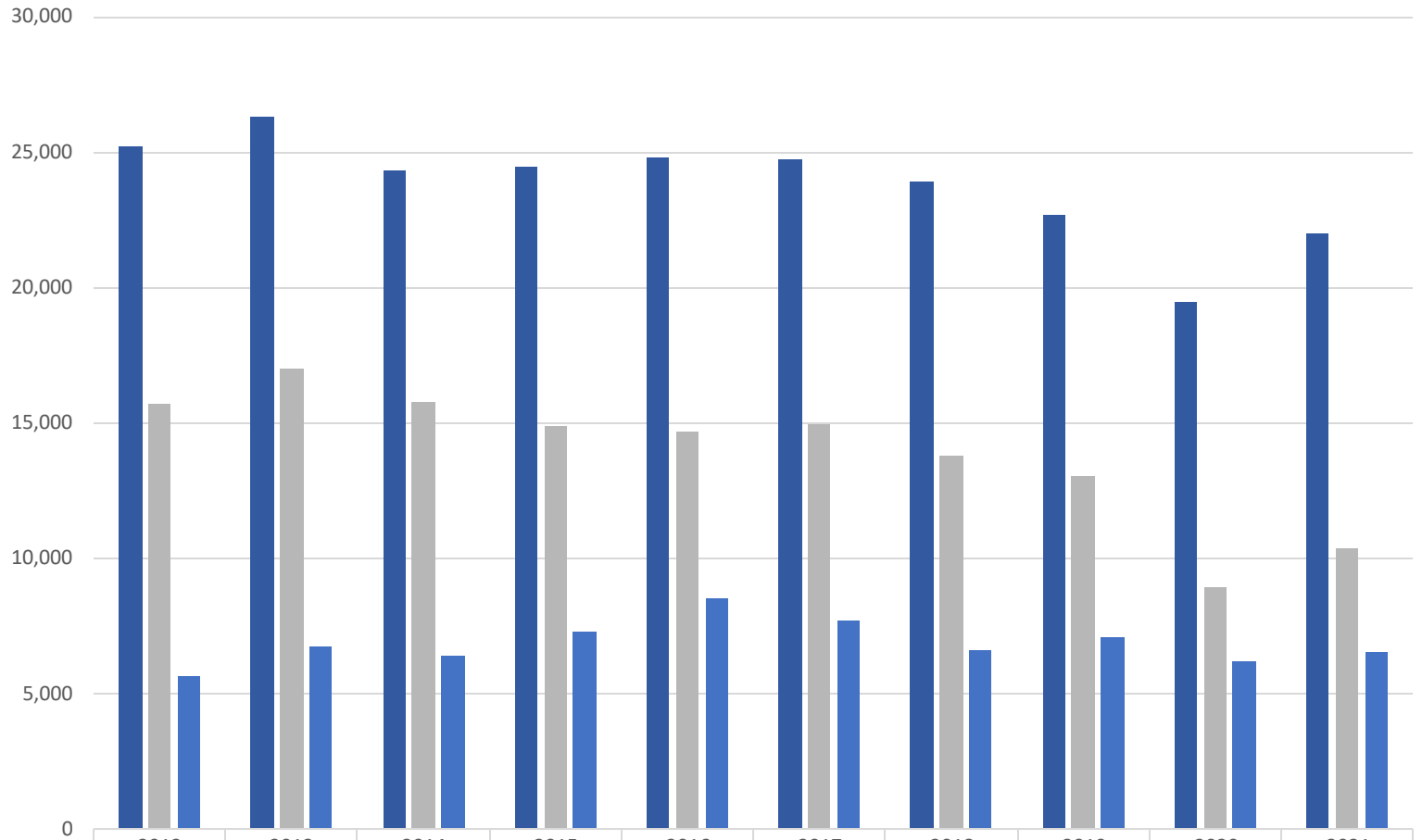


| | 2012 | 2013 | 2014 | 2015 | 2016 | 2017 | 2018 | 2019 | 2020 | 2021 |
|--|---------|---------|---------|---------|---------|---------|---------|---------|---------|---------|
| ■ Calls for Service (Citizen Generated) | 111,911 | 109,571 | 109,020 | 123,077 | 135,217 | 140,483 | 158,308 | 175,379 | 163,326 | 181,353 |
| ■ Calls for Service (Officer Initiated) | 114,921 | 123,963 | 112,049 | 110,454 | 133,550 | 130,955 | 109,615 | 97,317 | 75,023 | 74,338 |
| — Calls for Service (All) | 226,832 | 233,534 | 221,069 | 233,531 | 268,767 | 271,438 | 267,923 | 272,696 | 238,349 | 255,691 |
| — Population | 219,713 | 219,713 | 222,217 | 225,698 | 231,200 | 238,000 | 242,540 | 245,417 | 247,944 | 241,361 |

Citations

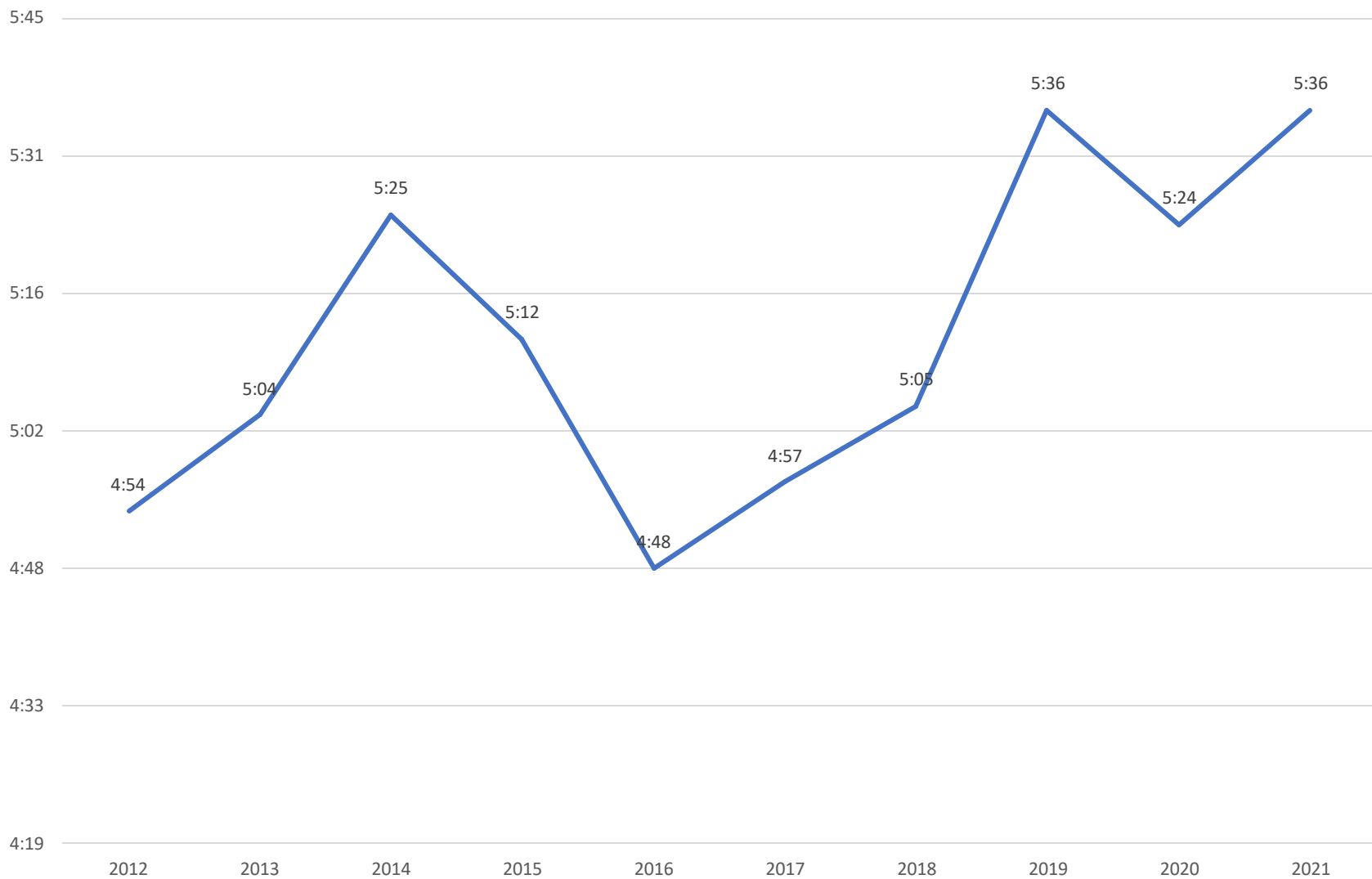


Reports, Arrests, and Contacts



| | 2012 | 2013 | 2014 | 2015 | 2016 | 2017 | 2018 | 2019 | 2020 | 2021 |
|---------------------|--------|--------|--------|--------|--------|--------|--------|--------|--------|--------|
| Dep. Reports (DRs) | 25,188 | 26,318 | 24,345 | 24,456 | 24,786 | 24,699 | 23,924 | 22,655 | 19,486 | 21,990 |
| Arrests | 15,672 | 16,968 | 15,766 | 14,902 | 14,641 | 14,957 | 13,804 | 13,021 | 8,938 | 10,354 |
| Field Contact Cards | 5,647 | 6,733 | 6,361 | 7,287 | 8,474 | 7,693 | 6,589 | 7,035 | 6,189 | 6,524 |

Average Emergency Response Time (in minutes:seconds)



Disclaimers

- All information provided is in Calendar Year
- Population figures are obtained via <https://population.az.gov/>
- All positions are authorized positions from the fiscal year budget that begins mid-calendar year of each specific year (example: 2016 is FY16/17 Adopted Budget)
- All Statistics are from the Scottsdale Police Department Records Management System as of February 22, 2021.
 - Photo Enforcement Citations provided by ATS include red light, left turn, speeding, and school zone violations.
- Emergency Response Times are calculated from “start” to “arrive,” or “hello” to “hello” and only include Priority 1 citizen-generated calls for service

