

RESOLUTION NO. 5197

A RESOLUTION OF THE COUNCIL OF THE CITY OF SCOTTSDALE MARICOPA COUNTY, ARIZONA DECLARING THE OFFICIAL CANVASS OF VOTES CAST IN A SPECIAL ELECTION HELD ON NOVEMBER 3, 1998 TO ALLOW THE QUALIFIED ELECTORS OF THE CITY OF SCOTTSDALE TO VOTE ON PROPOSITIONS

WHEREAS, a special election of the City of Scottsdale, Maricopa County, Arizona was held on November 3, 1998 for the purpose of allowing the qualified voters to vote upon charter amendments relating to designation, removal of designation and disposition of preserve lands (Proposition 410) and relating to a 2/3 council vote for adoption, readoption or a major amendment to the general plan (Proposition 413); and measures allowing existing tax revenues designated for preserve lands in the RSB to be used within the extended study boundary for the McDowell Sonoran Mountain Preserve (Proposition 411) and requesting voter approval of a permanent adjustment to the base expenditure limitation (Proposition 412), and

WHEREAS, the Council of the City of Scottsdale, having canvassed the returns of the Special Election find the returns to be as stated in this Resolution.

NOW, THEREFORE, BE IT RESOLVED by the Council of the City of Scottsdale as follows:


1. The results of the canvass having been determined, the official canvass of the City of Scottsdale Special election held on November 3, 1998 is as follows:
 - a. The number of ballots cast or rejected in each precinct for and against Propositions 410, 411, 412 and 413 is as shown on Exhibit A, which is attached and incorporated by this reference.
 - b. The total number of ballots cast was 52,979. Voter turnout was 47.32 %.
2. Proposition 410, having received a number of votes which was more than a majority of the votes cast, was accepted by the qualified electors.
3. Proposition 411, having received a number of votes which was more than a majority of the votes cast, was accepted by the qualified electors.
4. Proposition 412, having received a number of votes which was more than a majority of the votes cast, was accepted by the qualified electors.
5. Proposition 413, having received a number of votes which was more than a majority of the votes cast, was accepted by the qualified electors.

Resolution No. 5197
November 16, 1998
Page 2


The City Clerk and the city attorney are hereby directed to take such steps as are necessary to file the approved propositions with the governor for review and approval.

PASSED AND ADOPTED by the Council of the City of Scottsdale this 16th day of November, 1998.


CITY OF SCOTTSDALE, an
Arizona municipal corporation


Sam Kathryn Campana
Mayor

ATTEST:


Sonia Robertson
City Clerk

APPROVED AS TO FORM:


Fredda J. Bisman
City Attorney

RESOLUCION NUM. 5197

UNA RESOLUCION DEL CONCILIO DE LA CIUDAD DE SCOTTSDALE, CONDADO DE MARICOPA, ARIZONA DECLARANDO EL ESCRUTINIO OFICIAL DE LOS VOTOS EMITIDOS EN UNA ELECCION ESPECIAL QUE SE CELEBRO EL 3 DE NOVIEMBRE DE 1998 PARA PERMITIR A LOS ELECTORES CALIFICADOS DE LA CIUDAD DE SCOTTSDALE VOTAR SOBRE PROPOSICIONES.

VISTO QUE, el 3 de noviembre de 1998 se celebró una elección especial de la Ciudad de Scottsdale, Condado de Maricopa, Arizona con el propósito de permitir a los votantes calificados votar sobre enmiendas a la carta constitucional con respecto a la designación, eliminación de la designación y disposición de terrenos preservados (Proposición 410) y con respecto al voto del concilio de 2/3 para adoptar, adoptar de nuevo o presentar una enmienda principal al plan general (Proposición 413); y medidas permitiendo el uso de ingresos de impuestos existentes designados para terrenos preservados en el RSB dentro del estudio de límites extendidos para la Preserva McDowell Sonoran Mountain (Proposición 411) y solicitando la aprobación de los votantes de cambio permanente a la base de límites de gasto (Proposición 412), y

VISTO QUE, el Concilio de la Ciudad de Scottsdale, habiendo terminado el escrutinio de los informes de la Elección Especial encuentra los informes a ser como se declaran en esta Resolución.

AHORA, POR CONSIGUIENTE, SE RESUELVE por el Concilio de la Ciudad de Scottsdale como lo siguiente:

1. Los informes del escrutinio de los votos habiendo sido determinados, el escrutinio oficial de los votos de la Elección Especial de la Ciudad de Scottsdale que se celebró el 3 de noviembre de 1998 es como lo siguiente:
 - a. El número de boletas emitidas o rechazadas en cada precinto a favor y en contra de las Proposiciones 410, 411, 412 y 413 es como se muestra en el Documento de Prueba A, cual esta adjunto y que se hace parte de esto por esta referencia.
 - b. La suma del número de boletas emitidas fue 52,979. El porcentaje de los votantes que votaron fue el 47.32%.
2. La Proposición 410, habiendo recibido un número de votos que fue más de la mayoría de los votos emitidos, fue aprobada por los electores calificados.
3. La Proposición 411, habiendo recibido un número de votos que fue más de la mayoría de los votos emitidos, fue aprobada por los electores calificados.
4. La Proposición 412, habiendo recibido un número de votos que fue más de la mayoría de los votos emitidos, fue aprobada por los electores calificados.
5. La Proposición 413, habiendo recibido un número de votos que fue más de la mayoría de los votos emitidos, fue aprobada por los electores calificados.

Por la presente se le ordena a la Secretaria Municipal y al abogado municipal tomar los pasos necesarios para archivar las proposiciones aprobadas con el gobernador para ser revisadas y aprobadas.

PASADA Y ADOPTADA por el Concilio de la Ciudad de Scottsdale este día 16 de noviembre de 1998.


CIUDAD DE SCOTTSDALE, una
corporación municipal de Arizona

CERTIFICA:


Sonia Robertson
Secretaria Municipal


Sam Kathryn Campana
Alcalde

APROBADA EN FORMA:


Fredda J. Bisman
Abogada Municipal

SUMMARY REPORT

MARICOPA COUNTY
GENERAL ELECTION
NOVEMBER 3, 1998

FINAL RESULTS

RUN DATE:11/13/98 11:52 AM

REPORT-EL45 PAGE 001

	VOTES	PERCENT
PRECINCTS COUNTED (OF 80)	80	100.00
REGISTERED VOTERS - TOTAL	117,466	
REGISTERED VOTERS - CITY SCOTTSDALE	111,556	
BALLOTS CAST - TOTAL	57,539	
BALLOTS CAST - CITY SCOTTSDALE	52,979	
VOTER TURNOUT - TOTAL	48.98	
VOTER TURNOUT - CITY SCOTTSDALE	47.32	

CITY OF SCOTTSDALE PROP 410 SCOTTSDALE (WITH 80 OF 80 PRECINCTS COUNTED)		
Yes	39,429	80.85
No	9,340	19.15
Total	48,769	100.00
Over Votes	67	
Under Votes	5,533	

CITY OF SCOTTSDALE PROP 411 SCOTTSDALE (WITH 80 OF 80 PRECINCTS COUNTED)		
Yes	33,934	69.72
No	14,738	30.28
Total	48,672	100.00
Over Votes	80	
Under Votes	5,617	

CITY OF SCOTTSDALE PROP 412 SCOTTSDALE (WITH 80 OF 80 PRECINCTS COUNTED)		
Yes	31,202	64.65
No	17,061	35.35
Total	48,263	100.00
Over Votes	87	
Under Votes	6,019	

CITY OF SCOTTSDALE PROP 413 SCOTTSDALE (WITH 80 OF 80 PRECINCTS COUNTED)		
Yes	38,079	79.19
No	10,004	20.81
Total	48,083	100.00
Over Votes	41	
Under Votes	6,245	

CITY OF SCOTTSDALE PROP 410 SCOTTSDALE

WITH 80 OF 80 PRECINCTS REPORTING

	VOTES		PERCENT		VOTES		PERCENT	
01 = Yes	39,429		80.85		03 = OVER VOTES		67	
02 = No	9,340		19.15		04 = UNDER VOTES		5,533	
	01	02	03	04				
0021 ANGUS	285	77	0	62				
0041 BARNES	519	117	1	92				
0066 BRONCO	797	168	1	94				
0071 BUENA TERRA	309	92	0	44				
0075 CACTUS GLEN	419	109	2	54				
0084 CAMELVIEW	319	106	1	82				
0100 CASCADE	488	106	1	57				
0144 CHAPARRAL	324	106	0	74				
0153 CIELO	426	115	0	57				
0164 COCOPAH	481	118	1	82				
0166 COLUMBUS	495	130	0	77				
0173 CONTINENTAL	213	67	0	29				
0182 CORONADO	396	106	1	47				
0196 CRESTWOOD	350	71	1	39				
0210 DEER CANYON	636	131	1	115				
0212 DEERVIEW	229	54	1	42				
0213 DEL JOYA	815	176	1	87				
0229 DIAMOND	389	103	0	59				
0235 DREYFUS	684	134	1	78				
0261 EXETER	354	118	1	66				
0347 GRACE	411	157	0	80				
0350 GRANITE MOUNTAIN	755	100	3	50				
0383 HOHOKAM	667	223	1	72				
0394 HUBBELL	531	137	1	89				
0417 KALIL	641	159	3	90				
0424 KIVA	59	9	0	11				
0450 LAKESIDE	271	59	1	42				
0438 LAUREL	445	119	3	65				
0453 LONE MOUNTAIN	3	0	0	0				
0459 LUCAS	300	51	0	39				
0469 MALAPAI	659	177	3	141				
0474 MARICOPA	424	159	2	66				
0481 MCCORMICK EAST	962	222	2	147				
0482 MCCORMICK WEST	748	166	1	111				
0483 MCDONALD	346	85	0	36				
0484 MCKELLIPS PARK	364	151	1	47				
0488 MEADOW HILLS	576	107	0	92				
0618 MOHAVE	692	192	1	84				
0630 MOONSET	389	70	0	54				
0636 MOUNTAIN VISTA	834	146	1	109				
0637 MOUNTAINSIDE	834	129	0	78				
0641 MUSTANG	487	124	2	74				
0643 NAVAJO	404	109	0	39				
0664 ORANGE	466	96	1	81				
0665 ORANGE TREE	82	23	0	11				
0671 PAIUTE	362	114	1	71				
0686 PARK MEADOWS	513	126	0	68				
0690 PEAK VIEW	275	55	0	23				
0693 PECOS	425	117	3	81				
0706 PEPPERTREE	543	139	0	49				
0714 PIMA	588	175	3	71				
0716 PINE VALLEY	500	112	1	56				
0717 PINNACLE PEAK	1214	204	1	115				

CITY OF SCOTTSDALE PROP 410 SCOTTSDALE

WITH 80 OF 80 PRECINCTS REPORTING

	VOTES PERCENT				VOTES PERCENT	
01 = Yes	39,429	80.85	03 = OVER VOTES		67	
02 = No	9,340	19.15	04 = UNDER VOTES	5,533		

	01	02	03	04
0718 PINNACLE SOUTH	925	146	0	80
0719 PINNACLE WEST	652	129	1	56
0730 PRINCETON	475	147	1	74
0731 PUEBLO	236	47	0	53
0736 RAINTREE	355	81	0	61
0739 REDWING	452	120	1	57
0740 RHODES	300	48	0	52
0743 RIO MONTANA	798	133	0	80
0767 SALT RIVER	331	114	1	73
0770 SAN SIMON	519	122	0	80
0771 SAN VICTOR	549	116	0	116
0775 SANDY SHORES	463	130	1	82
0779 SANTO	309	40	0	35
0781 SCOTTSDALE	274	64	0	54
0784 SENTRY	669	149	0	91
0792 SHAWNEE	258	76	0	46
0801 SILVER SPUR	417	93	0	38
0824 STAGECOACH	208	42	1	30
0828 STONEGATE	634	150	0	97
0842 SUNDOWN	643	177	3	120
0856 SUPAI	385	136	2	51
0859 SUTTON	618	142	1	66
0929 TERRAVITA	622	109	2	103
0931 THORNWOOD	576	156	0	81
0958 VIRGINIA	492	129	1	68
0976 WESTWORLD	919	147	1	106
1004 YUMA	652	181	2	104

CITY OF SCOTTSDALE PROP 411 SCOTTSDALE

WITH 80 OF 80 PRECINCTS REPORTING

	VOTES PERCENT				VOTES PERCENT	
01 = Yes	33,934	69.72	03 = OVER VOTES		80	
02 = No	14,738	30.28	04 = UNDER VOTES	5,617		

	01	02	03	04
0021 ANGUS	256	112	2	54
0041 BARNES	433	212	1	83
0066 BRONCO	700	260	1	99
0071 BUENA TERRA	257	141	1	46
0075 CACTUS GLEN	369	164	0	51
0084 CAMELVIEW	274	147	0	87
0100 CASCADE	428	171	1	52
0144 CHAPARRAL	262	174	2	66
0153 CIELO	403	134	3	58
0164 COCOPAH	412	177	1	92
0166 COLUMBUS	417	209	1	75
0173 CONTINENTAL	196	89	1	23
0182 CORONADO	344	159	0	47
0196 CRESTWOOD	290	127	0	44
0210 DEER CANYON	574	197	3	109
0212 DEERVIEW	192	94	0	40
0213 DEL JOYA	736	251	7	85

CITY OF SCOTTSDALE PROP 411 SCOTTSDALE

WITH 80 OF 80 PRECINCTS REPORTING

	VOTES		PERCENT			VOTES		PERCENT	
01 = Yes	33,934		69.72		03 = OVER VOTES	80			
02 = No	14,738		30.28		04 = UNDER VOTES	5,617			
	01	02	03	04					
0229 DIAMOND	318	172	1	60					
0235 DREYFUS	595	209	0	93					
0261 EXETER	314	159	2	64					
0347 GRACE	371	196	0	81					
0350 GRANITE MOUNTAIN	634	223	1	50					
0383 HOHOKAM	544	342	1	76					
0394 HUBBELL	399	267	1	91					
0417 KALIL	571	228	0	94					
0424 KIVA	50	19	0	10					
0430 LAKESIDE	238	89	0	46					
0438 LAUREL	375	188	2	67					
0453 LONE MOUNTAIN	3	0	0	0					
0459 LUCAS	256	93	2	39					
0469 MALAPAI	532	310	2	136					
0474 MARICOPA	347	237	0	67					
0481 MCCORMICK EAST	845	335	3	150					
0482 MCCORMICK WEST	641	270	2	113					
0483 MCDONALD	304	119	0	44					
0484 MCKELLIPS PARK	292	223	0	48					
0488 MEADOW HILLS	490	187	1	97					
0618 MOHAVE	571	302	1	95					
0630 MOONSET	328	125	1	59					
0636 MOUNTAIN VISTA	709	259	1	121					
0637 MOUNTAINSIDE	751	208	1	81					
0641 MUSTANG	447	172	0	68					
0643 NAVAJO	330	182	1	39					
0664 ORANGE	386	187	0	71					
0665 ORANGE TREE	68	32	0	16					
0671 PAIUTE	322	150	0	76					
0686 PARK MEADOWS	442	186	0	79					
0690 PEAK VIEW	244	82	1	26					
0693 PECOS	381	175	0	70					
0706 PEPPERTREE	481	202	0	48					
0714 PIMA	469	294	2	72					
0716 PINE VALLEY	425	185	0	59					
0717 PINNACLE PEAK	1049	360	1	124					
0718 PINNACLE SOUTH	790	278	2	81					
0719 PINNACLE WEST	573	215	0	50					
0730 PRINCETON	379	251	0	67					
0731 PUEBLO	206	77	0	53					
0736 RAINTREE	323	122	0	52					
0739 REDWING	381	183	3	63					
0740 RHODES	254	85	1	60					
0743 RIO MONTANA	725	204	1	81					
0767 SALT RIVER	263	186	1	69					
0770 SAN SIMON	456	183	1	81					
0771 SAN VICTOR	442	214	0	125					
0775 SANDY SHORES	426	163	2	85					
0779 SANTO	261	82	0	41					
0781 SCOTTSDALE	226	106	0	60					
0784 SENTRY	611	208	0	90					
0792 SHAWNEE	208	120	1	51					
0801 SILVER SPUR	377	127	1	43					
0824 STAGECOACH	181	67	3	30					

CITY OF SCOTTSDALE PROP 411 SCOTTSDALE

WITH 80 OF 80 PRECINCTS REPORTING

	VOTES PERCENT				VOTES PERCENT	
01 = Yes	33,934	69.72	03 = OVER VOTES		80	
02 = No	14,738	30.28	04 = UNDER VOTES	5,617		

	01	02	03	04
0828 STONEGATE	562	223	1	95
0842 SUNDOWN	568	244	4	127
0856 SUPAI	305	210	2	57
0859 SUTTON	538	217	1	71
0929 TERRAVITA	541	199	0	96
0931 THORNWOOD	489	248	2	74
0958 VIRGINIA	404	221	1	64
0976 WESTWORLD	829	237	1	106
1004 YUMA	551	283	1	104

CITY OF SCOTTSDALE PROP 412 SCOTTSDALE

WITH 80 OF 80 PRECINCTS REPORTING

	VOTES PERCENT				VOTES PERCENT	
01 = Yes	31,202	64.65	03 = OVER VOTES		87	
02 = No	17,061	35.35	04 = UNDER VOTES	6,019		

	01	02	03	04
0021 ANGUS	235	123	2	64
0041 BARNES	419	228	2	80
0066 BRONCO	544	407	3	106
0071 BUENA TERRA	260	136	0	49
0075 CACTUS GLEN	350	180	0	54
0084 CAMELVIEW	251	158	1	98
0100 CASCADE	384	212	2	54
0144 CHAPARRAL	287	147	0	70
0153 CIELO	375	150	1	72
0164 COCOPAH	384	211	1	86
0166 COLUMBUS	387	235	0	80
0173 CONTINENTAL	184	95	0	30
0182 CORONADO	328	174	0	48
0196 CRESTWOOD	282	131	1	47
0210 DEER CANYON	502	251	0	130
0212 DEERVIEW	176	108	0	42
0213 DEL JOYA	693	295	0	91
0229 DIAMOND	305	186	0	60
0235 DREYFUS	564	237	2	94
0261 EXETER	287	187	0	65
0347 GRACE	374	205	0	69
0350 GRANITE MOUNTAIN	429	409	4	66
0383 HOHOKAM	556	328	0	79
0394 HUBBELL	402	265	1	90
0417 KALIL	528	263	5	97
0424 KIVA	47	20	0	12
0430 LAKESIDE	230	99	1	43
0438 LAUREL	355	198	0	79
0453 LONE MOUNTAIN	1	2	0	0
0459 LUCAS	235	114	2	39
0469 MALAPAI	528	315	2	135
0474 MARICOPA	356	234	0	61
0481 MCCORMICK EAST	797	385	5	146
0482 MCCORMICK WEST	630	275	1	120
0483 MCDONALD	287	134	1	45

CITY OF SCOTTSDALE PROP 412 SCOTTSDALE

WITH 80 OF 80 PRECINCTS REPORTING

	VOTES		PERCENT			VOTES		PERCENT	
01 = Yes	31,202	64.65	03 = OVER VOTES	87					
02 = No	17,061	35.35	04 = UNDER VOTES	6,019					

	01	02	03	04
0484 MCKELLIPS PARK	315	200	1	47
0488 MEADOW HILLS	462	207	0	106
0618 MOHAVE	555	316	4	94
0630 MOONSET	308	138	1	66
0636 MOUNTAIN VISTA	661	302	2	125
0637 MOUNTAINSIDE	646	293	0	102
0641 MUSTANG	409	196	0	82
0643 NAVAJO	328	186	0	38
0664 ORANGE	380	189	0	75
0665 ORANGE TREE	65	37	1	13
0671 PAIUTE	301	168	0	79
0686 PARK MEADOWS	418	207	2	80
0690 PEAK VIEW	192	132	1	28
0693 PECOS	346	201	1	78
0706 PEPPERTREE	430	248	0	53
0714 PIMA	444	301	4	88
0716 PINE VALLEY	389	203	0	77
0717 PINNACLE PEAK	761	624	3	146
0718 PINNACLE SOUTH	626	426	1	98
0719 PINNACLE WEST	474	297	3	64
0730 PRINCETON	404	215	1	77
0731 PUEBLO	195	83	1	57
0736 RAINTREE	308	137	1	51
0739 REDWING	371	191	0	68
0740 RHODES	231	102	0	67
0743 RIO MONTANA	647	273	1	90
0767 SALT RIVER	251	197	0	71
0770 SAN SIMON	432	206	1	82
0771 SAN VICTOR	435	224	2	120
0775 SANDY SHORES	362	220	0	94
0779 SANTO	245	102	0	37
0781 SCOTTSDALE	206	130	2	54
0784 SENTRY	545	256	0	108
0792 SHAWNEE	219	108	1	52
0801 SILVER SPUR	345	157	0	46
0824 STAGECOACH	125	123	0	33
0828 STONEGATE	523	258	2	98
0842 SUNDOWN	545	264	1	133
0856 SUPAI	314	204	2	54
0859 SUTTON	473	265	0	89
0929 TERRAVITA	462	260	1	113
0931 THORNWOOD	463	272	2	76
0958 VIRGINIA	388	219	4	79
0976 WESTWORLD	700	344	2	127
1004 YUMA	551	283	2	103

=====

CITY OF SCOTTSDALE PROP 413 SCOTTSDALE

WITH 80 OF 80 PRECINCTS REPORTING

	VOTES PERCENT				VOTES PERCENT	
01 = Yes	38,079	79.19	03 = OVER VOTES	41		
02 = No	10,004	20.81	04 = UNDER VOTES	6,245		
	01	02	03	04		
0021 ANGUS	268	90	0	66		
0041 BARNES	512	129	0	88		
0066 BRONCO	777	168	1	114		
0071 BUENA TERRA	300	90	0	55		
0075 CACTUS GLEN	415	115	0	54		
0084 CAMELVIEW	315	98	0	95		
0100 CASCADE	487	106	1	58		
0144 CHAPARRAL	332	96	0	76		
0153 CIELO	429	104	0	65		
0164 COCOPAH	478	115	0	89		
0166 COLUMBUS	505	117	0	80		
0173 CONTINENTAL	199	80	0	30		
0182 CORONADO	380	124	0	46		
0196 CRESTWOOD	315	93	0	53		
0210 DEER CANYON	597	157	1	128		
0212 DEERVIEW	208	68	0	50		
0213 DEL JOYA	793	183	0	103		
0229 DIAMOND	353	130	0	68		
0235 DREYFUS	623	178	1	95		
0261 EXETER	364	114	1	60		
0347 GRACE	430	141	0	77		
0350 GRANITE MOUNTAIN	725	125	2	56		
0383 HOHOKAM	651	222	0	90		
0394 HUBBELL	502	158	0	98		
0417 KALIL	644	151	0	98		
0424 KIVA	56	12	0	11		
0430 LAKESIDE	253	68	1	51		
0438 LAUREL	441	109	0	82		
0453 LONE MOUNTAIN	2	1	0	0		
0459 LUCAS	279	69	3	39		
0469 MALAPAI	636	199	2	143		
0474 MARICOPA	413	164	1	73		
0481 MCCORMICK EAST	966	211	0	156		
0482 MCCORMICK WEST	713	193	0	120		
0483 MCDONALD	332	82	0	53		
0484 MCKELLIPS PARK	370	141	0	52		
0488 MEADOW HILLS	545	123	1	106		
0618 MOHAVE	683	193	0	93		
0630 MOONSET	378	71	1	63		
0636 MOUNTAIN VISTA	794	164	0	132		
0637 MOUNTAINSIDE	772	162	0	107		
0641 MUSTANG	488	117	1	81		
0643 NAVAJO	388	122	0	42		
0664 ORANGE	436	123	0	85		
0665 ORANGE TREE	77	27	0	12		
0671 PAIUTE	336	129	0	83		
0686 PARK MEADOWS	487	136	0	84		
0690 PEAK VIEW	270	57	0	26		
0693 PECOS	430	118	0	78		
0706 PEPPERTREE	553	131	0	47		
0714 PIMA	575	173	0	89		
0716 PINE VALLEY	482	115	0	72		
0717 PINNACLE PEAK	1194	199	0	141		
0718 PINNACLE SOUTH	873	159	2	117		

CITY OF SCOTTSDALE PROP 413 SCOTTSDALE

WITH 80 OF 80 PRECINCTS REPORTING

	VOTES	PERCENT		VOTES	PERCENT
01 = Yes	38,079	79.19	03 = OVER VOTES	41	
02 = No	10,004	20.81	04 = UNDER VOTES	6,245	

	01	02	03	04
0719 PINNACLE WEST	636	136	3	63
0730 PRINCETON	474	146	0	77
0731 PUEBLO	221	57	0	58
0736 RAINTREE	353	85	2	57
0739 REDWING	446	117	0	67
0740 RHODES	272	61	1	66
0743 RIO MONTANA	750	168	2	91
0767 SALT RIVER	298	144	0	77
0770 SAN SIMON	514	123	1	83
0771 SAN VICTOR	496	156	2	127
0775 SANDY SHORES	469	116	1	90
0779 SANTO	281	62	0	41
0781 SCOTTSDALE	257	81	1	53
0784 SENTRY	644	162	2	101
0792 SHAWNEE	240	86	0	54
0801 SILVER SPUR	394	98	0	56
0824 STAGECOACH	200	53	0	28
0828 STONEGATE	619	155	1	106
0842 SUNDOWN	622	178	2	141
0856 SUPAI	384	138	0	52
0859 SUTTON	592	143	1	91
0929 TERRAVITA	615	109	0	112
0931 THORNWOOD	567	165	1	80
0958 VIRGINIA	457	154	0	79
0976 WESTWORLD	817	207	2	147
1004 YUMA	637	184	0	118

=====