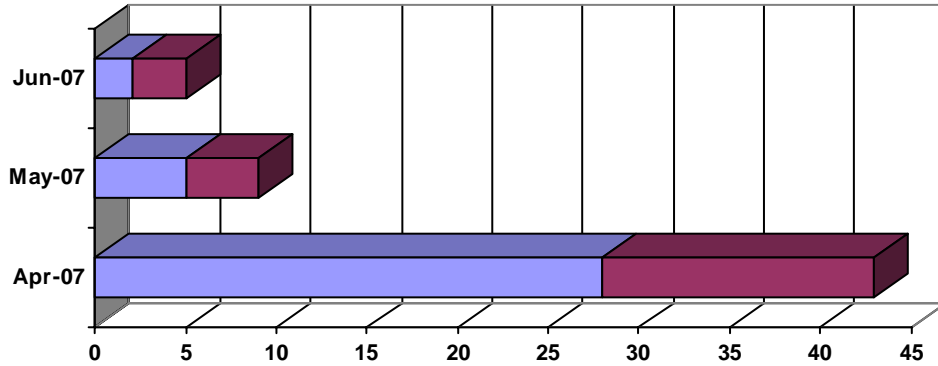




SCOTTSDALE AIRPORT (SDL) AIRCRAFT NOISE COMPLAINT SUMMARY

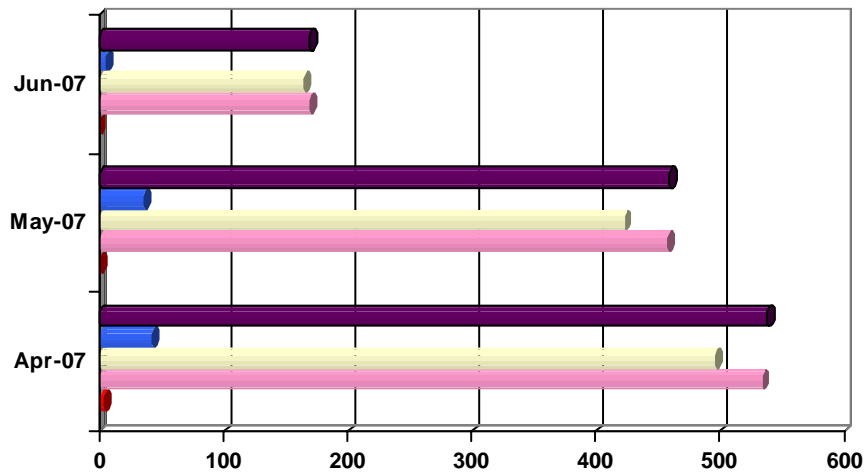
04/01/2007 Through 06/30/2007

Summary of Complainants



	Apr-07	May-07	Jun-07
■ New Callers	15	4	3
■ Callers - Not New	28	5	2

Total Complaints Comparison



	Apr-07	May-07	Jun-07
■ Complaints	538	459	170
■ Night	42	36	5
■ Day	496	423	165
■ Local	534	458	170
■ Regional	4	1	0

The Airport Influence Area is mapped on page two of this report. Complaints received from locations inside the Airport Influence Area are defined as "local," and complaints from locations outside the Airport Influence Area are defined as "regional."

Night = 10 p.m. to 6 a.m.
Day = 6 a.m. to 10 p.m.

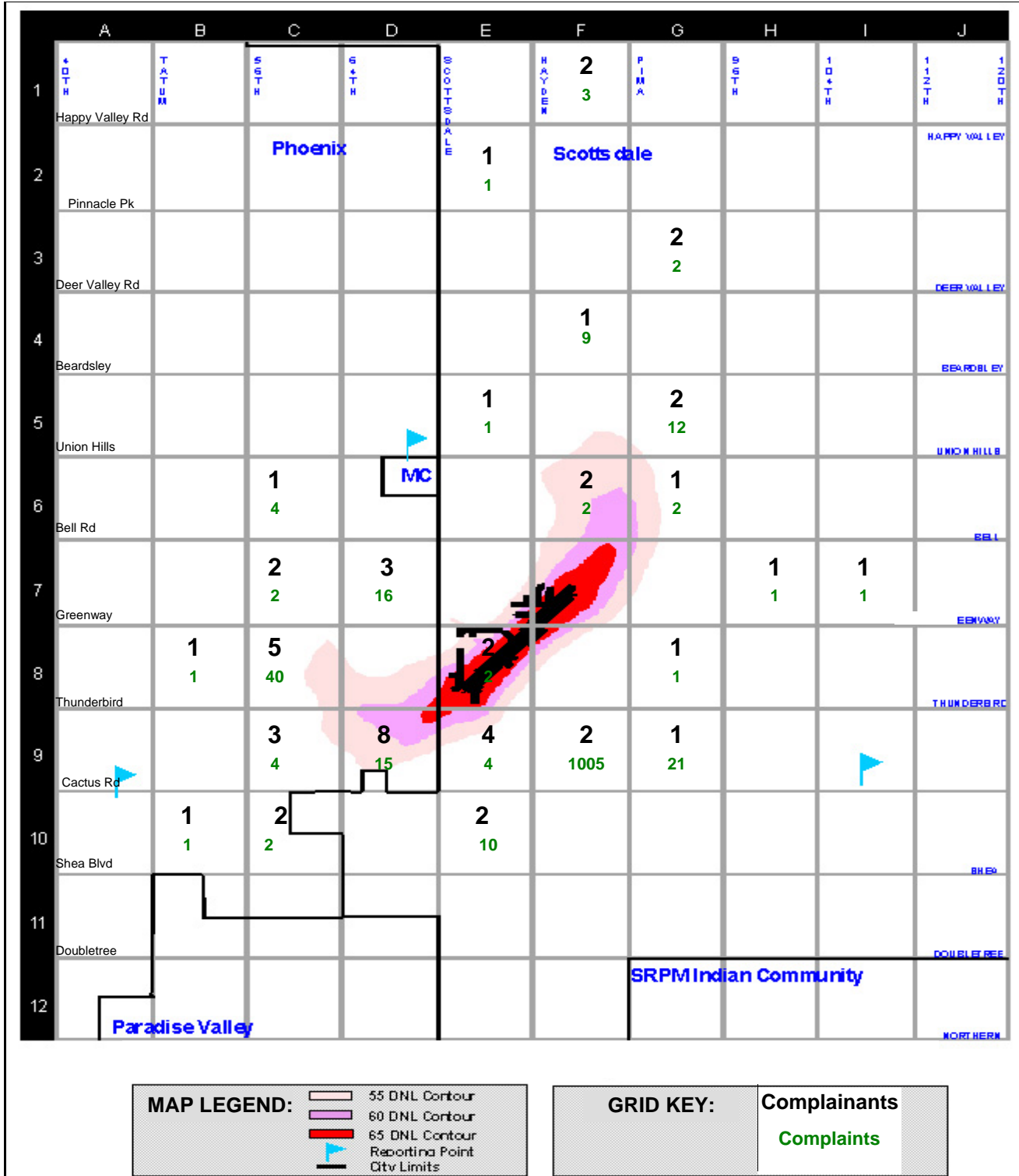
Local = complaints within the Airport Influence Area
Regional = complaints outside the Airport Influence Area

SDL AIRCRAFT NOISE COMPLAINT MAP

Complaints and Complainants Per Square Mile

04/01/2007 Through 06/30/2007

The map below represents the Scottsdale Airport Influence Area. Each grid block indicates the total number of complaints (green- on top) received per square mile for the summary period, and the number of complainants or people (black- on bottom) who filed them. Please refer to the Map Legend for a description of the other map features.



AIRCRAFT OPERATIONS and "LOCAL" NOISE COMPLAINT HISTORY

Through 06/30/2007

To remain consistent with historic data, only "Local" aircraft noise complaints that emanate within the boundaries of the Airport Influence Area grid are included in the chart below. The Airport Influence Area grid is depicted on page two of this report. "Regional" complaints emanating from outside of the Airport Influence Area grid are tracked and reflected on page one of this report.

Year	JAN	FEB	MAR	APR	MAY	JUN	JUL	AUG	SEP	OCT	NOV	DEC	ANNUAL TOTAL
1990 COMPLAINTS	69	70	60	122	49	39	52	39	52	196	150	53	951
OPERATIONS	19,900	20,440	21,064	22,268	23,295	22,628	24,291	25,442	22,484	22,774	21,779	19,454	265,819
1991 COMPLAINTS	108	77	82	58	79	80	44	52	40	83	28	32	763
OPERATIONS	20,730	21,949	22,082	24,822	25,010	20,972	17,684	25,442	15,835	16,553	16,883	15,071	243,013
1992 COMPLAINTS	20	67	67	74	43	20	21	28	33	51	35	19	478
OPERATIONS	16,117	15,461	17,004	18,820	18,477	17,409	15,795	15,130	15,631	17,563	15,643	14,527	197,577
1993 COMPLAINTS	78	49	65	111	51	28	21	17	23	45	24	13	525
OPERATIONS	14,978	15,151	19,178	17,692	16,497	14,090	13,919	14,255	12,301	16,350	15,141	14,960	184,512
1994 COMPLAINTS	33	34	68	84	43	12	15	15	24	32	22	23	405
OPERATIONS	14,553	14,835	17,406	15,599	13,988	12,581	12,615	12,613	12,526	13,579	13,395	13,048	166,738
1995 COMPLAINTS	59	78	50	23	22	15	14	11	22	43	37	23	397
OPERATIONS	12,517	15,347	17,009	15,813	15,271	14,767	13,351	13,788	13,439	16,991	15,257	14,559	178,109
1996 COMPLAINTS	33	24	20	13	16	10	13	19	64	28	120	172	532
OPERATIONS	14,231	15,565	17,317	15,761	16,185	13,861	14,412	14,495	14,889	16,712	15,323	14,357	183,108
1997 COMPLAINTS	197	58	87	62	30	35	21	19	31	33	46	25	644
OPERATIONS	14,973	15,015	18,537	16,011	16,160	15,163	13,804	13,487	14,067	15,226	16,950	15,707	185,100
1998 COMPLAINTS	31	34	57	54	41	27	19	26	49	94	44	22	498
OPERATIONS	17061	14649	17573	17025	18214	16908	17414	16813	17058	19843	18698	17208	208,464
1999 COMPLAINTS	30	25	36	19	26	35	28	29	25	27	51	16	347
OPERATIONS	19403	18792	21822	19036	21111	20534	17340	16801	16347	21163	20670	17572	230,591
2000 COMPLAINTS	37	63	67	40	15	31	8	29	29	108	40	21	488
OPERATIONS	18790	20303	19350	17904	18913	17845	8728	16671	16939	17313	17869	15908	206,533
2001 COMPLAINTS	51	54	61	38	38	12	31	17	20	31	71	26	450
OPERATIONS	16250	17049	19963	16951	17801	14629	14271	14940	8864	13811	15112	15086	184,727
2002 COMPLAINTS	25	44	60	111	92	136	108	474	955	573	404	245	3,227
OPERATIONS	16779	16613	17699	17500	16041	14941	14811	15502	15496	16806	17913	15463	195,564
2003 COMPLAINTS	390	305	323	177	173	131	217	228	400	346	415	231	3,336
OPERATIONS	17996	15316	17647	18117	17401	15105	13188	13251	15408	16442	18061	16540	194,472
2004 COMPLAINTS	813	1112	968	1148	518	385	478	670	622	1143	1425	822	10,104
OPERATIONS	18195	17034	17479	16436	16889	16353	15896	15436	16727	17732	18284	16220	202,681
2005 COMPLAINTS	1085	1018	857	709	725	664	1235	1271	1269	2439	2195	2140	15,607
OPERATIONS	16308	15870	18442	18492	18713	19986	16869	18043	17242	18305	17418	16786	212,474
2006 COMPLAINTS	3102	2932	2118	839	476	356	332	471	502	618	553	471	12,770
OPERATIONS	16610	16972	17991	18601	18185	17459	13295	15497	15002	16365	16488	14518	196,983
2007 COMPLAINTS	539	535	405	534	458	170							2,641
OPERATIONS	15493	13932	15906	16141	15982	16622							94,076