

SCOTTSDALE POLICE DEPARTMENT CRIME LABORATORY BLOOD ALCOHOL FACE SHEET

ANALYSIS DATE 2/27/24 SEQUENCE NAME 27Feb24 2

EQUIPMENT

Pipettor Hamilton ML600EH7497 Hamilton ML600GJ10749
 Gas Chromatograph Agilent US14173023

INSTRUMENT CALIBRATION

Vial 1 0.02 calibrator Lot FN03122113 Coefficient of determination (r²)
 Vial 2 0.10 calibrator Lot FN03072301 0.99984
 Vial 3 0.20 calibrator Lot FN03132302
 Vial 4 0.40 calibrator Lot FN03052102

CALIBRATION VERIFICATION AND RESOLUTION TEST

Vial	Sample	Expected result	Measured result	Manufacturer/lot
5	Blank	Not detected	Not detected	SPD lab 011823WB
6	Volatiles mix	6 compounds	6 compounds	SPD lab 050721MIX
7	Aqueous control	0.400 g/dL	0.400 g/dL	Lipomed 30012020-A
8	Aqueous control	0.040 g/dL	0.040 g/dL	Lipomed 14082019-B
9	Blood control	0.199 g/dL	0.203 g/dL	ACQ 4110320133/11
20	Aqueous control	0.080 g/dL	0.080 g/dL	Lipomed 20012020-B
31	Blood control	0.199 g/dL	0.203 g/dL	ACQ 4110320133/11
42	Aqueous control	0.080 g/dL	0.078 g/dL	Lipomed 20012020-B
53	Aqueous control	0.400 g/dL	0.404 g/dL	Lipomed 30012020-A
54	Aqueous control	0.040 g/dL	0.039 g/dL	Lipomed 14082019-B
55	Blood control	0.199 g/dL	0.202 g/dL	ACQ 4110320133/11
56	Blank	Not detected	Not detected	SPD lab 010524AQ

SUBJECT SAMPLES

Subjects in the sequence 20 Subjects requiring reanalysis 0

ADDITIONAL NOTES: All testing proceeded as expected.

Run valid Run invalid Philip B... Analyst
 Run valid Run invalid Don Abbott Technical Reviewer

Scottsdale Police Department Crime Laboratory Sequence Quality Assurance Summary

498

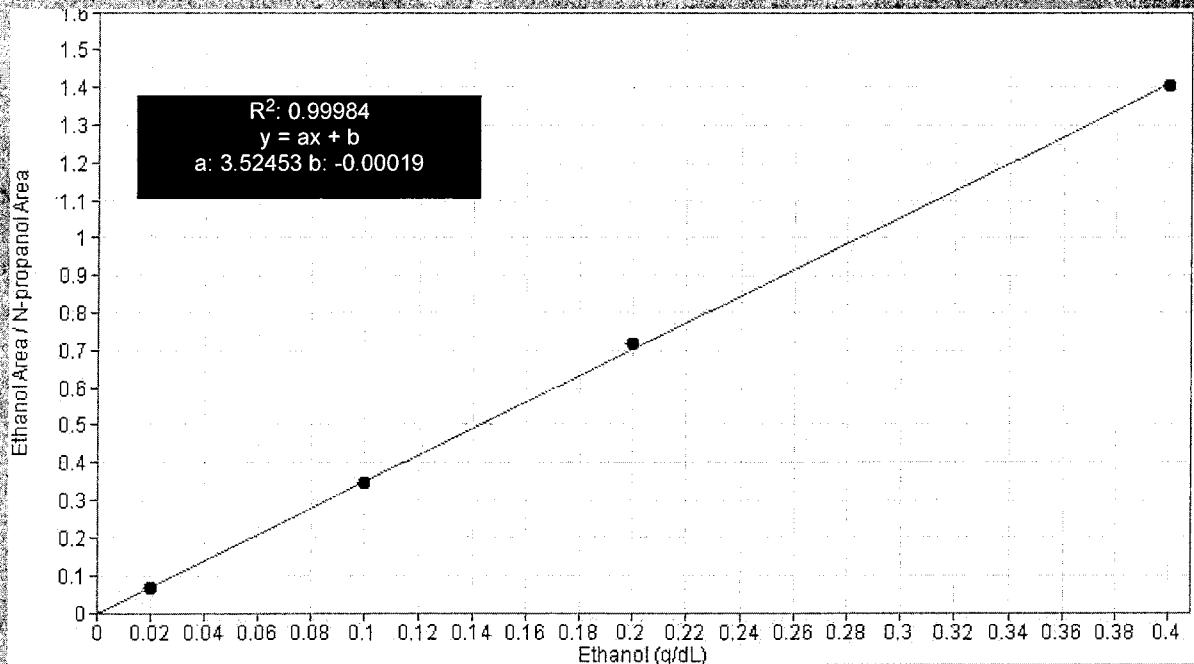
SEQUENCE NAME: 27Feb24 2

ANALYST: Brooke

Sample Name	Vial	Measured Value (g/dL)	Expected Value (g/dL)	Percent Difference	Absolute Difference (g/dL)
blank 011823WB	5	negative	negative	-	-
0.400 30012020-A	7	0.400	0.400	0.00	0.000
0.040 14082019-B	8	0.040	0.040	0.00	0.000
0.199 4110320133/11	9	0.203	0.199	2.01	0.004
0.080 20012020-B	20	0.080	0.080	0.00	0.000
0.199 4110320133/11	31	0.203	0.199	2.01	0.004
0.080 20012020-B	42	0.078	0.080	2.50	-0.002
0.400 30012020-A	53	0.404	0.400	1.00	0.004
0.040 14082019-B	54	0.039	0.040	2.50	-0.001
0.199 4110320133/11	55	0.202	0.199	1.51	0.003
blank 010524AQ	56	negative	negative	-	-

Calibrator	Ethanol Area	N-propanol Area	Ratio
0.020	11.685	171.398	0.068
0.100	60.191	173.052	0.348
0.200	128.332	179.383	0.715
0.400	243.100	172.965	1.406

Calibration Line



Scottsdale Police Department Crime Lab Volatiles Analysis

PB

Sample: FN03122113	Vial: 1
Description: 0.020 calibrator	Sequence: 27Feb24 2
Method: ethanol quant.M	Injection date: 2/27/2024 3:43:41 PM
Instrument: US14173023 CN14160045	Analyst: Brooke
Data file: C:\Chem32\1\Data\27Feb24 2\1.D	

Dissemination is restricted to Criminal Justice Agencies and authorized agencies ONLY. Secondary dissemination to unauthorized agencies is PROHIBITED. Scottsdale City Prosecutor

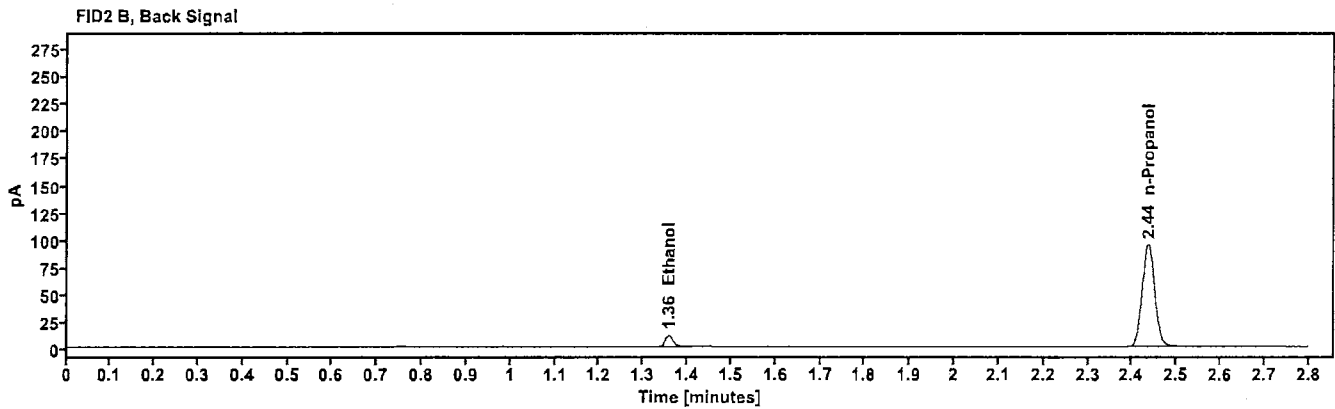
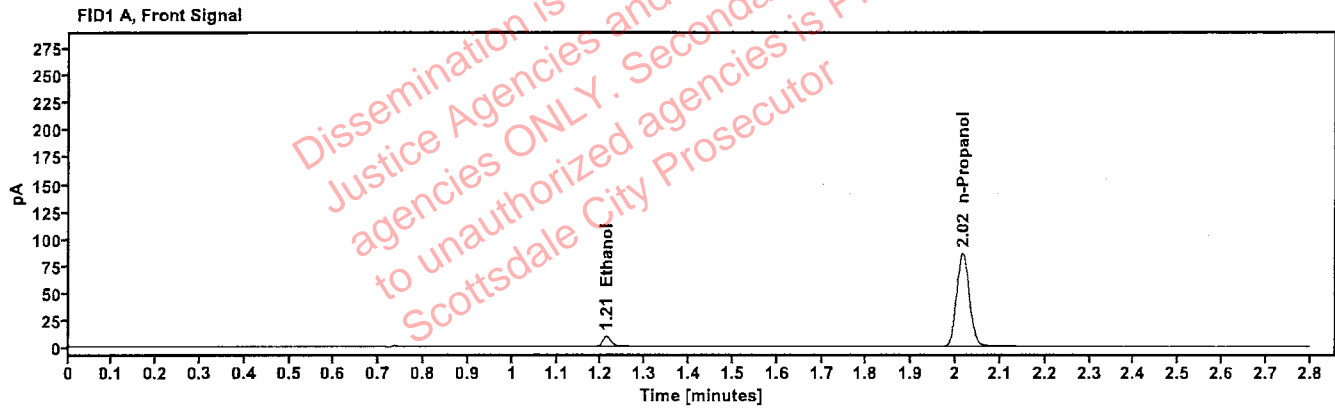


Table 1: FID 1 A (column DB-ALC1)

Compound	Time (min)	Peak Area
Ethanol	1.212	11.685
n-Propanol	2.015	171.398

Table 2: FID 2 B (column DB-ALC2)

Compound	Time (min)	Peak Area
Ethanol	1.358	12.757
n-Propanol	2.436	186.163

Scottsdale Police Department Crime Lab Volatiles Analysis

13

Sample: FN03072301	Vial: 2
Description: 0.100 calibrator	Sequence: 27Feb24 2
Method: ethanol quant.M	Injection date: 2/27/2024 3:47:42 PM
Instrument: US14173023 CN14160045	Analyst: Brooke
Data file: C:\Chem32\1\Data\27Feb24 2\2.D	

Dissemination is restricted to Criminal Justice Agencies and authorized agencies ONLY. Secondary dissemination to unauthorized agencies is PROHIBITED. Scottsdale City Prosecutor

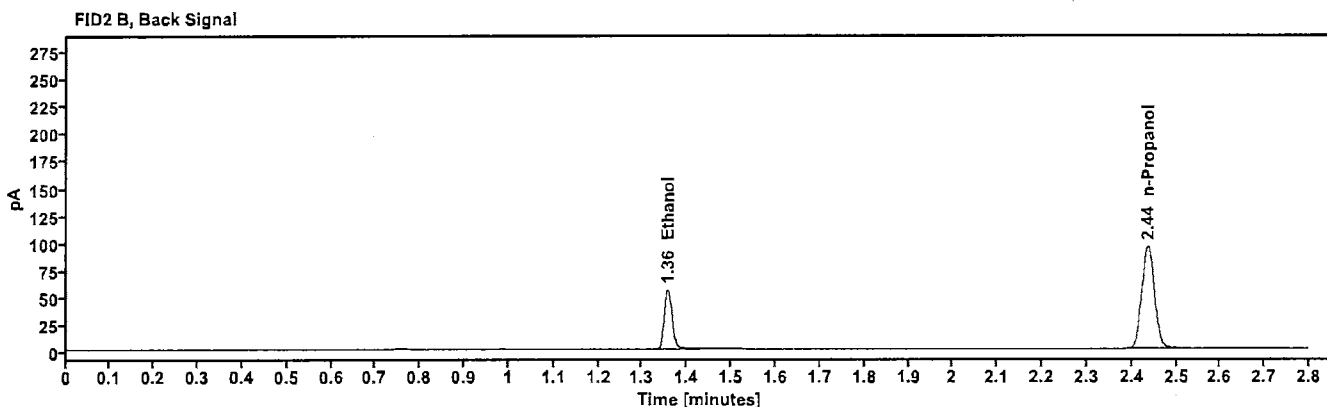
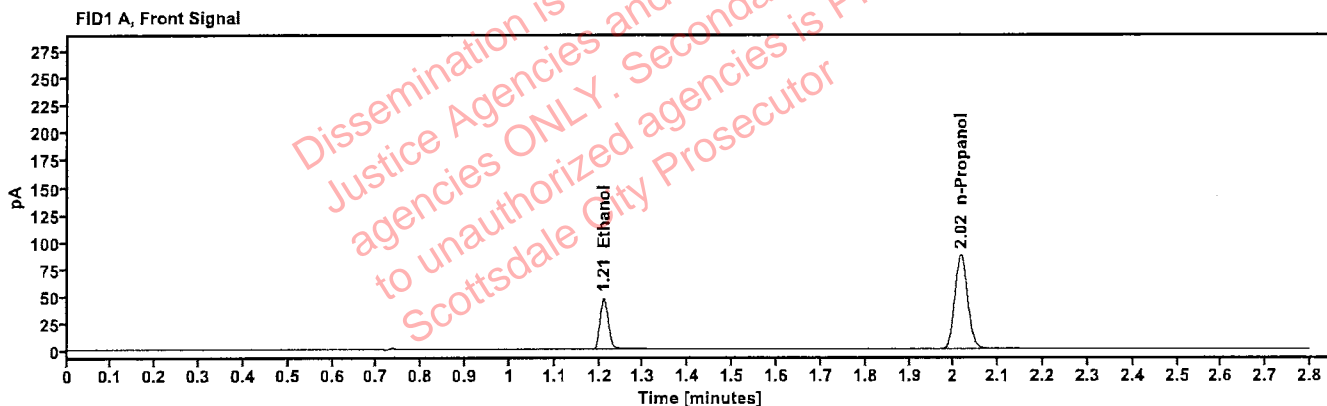


Table 1: FID 1 A (column DB-ALC1)

Compound	Time (min)	Peak Area
Ethanol	1.210	60.191
n-Propanol	2.015	173.052

Table 2: FID 2 B (column DB-ALC2)

Compound	Time (min)	Peak Area
Ethanol	1.356	65.997
n-Propanol	2.436	187.744

Scottsdale Police Department Crime Lab Volatiles Analysis

Sample: FN03132302	Vial: 3
Description: 0.200 calibrator	Sequence: 27Feb24 2
Method: ethanol quant.M	Injection date: 2/27/2024 3:51:42 PM
Instrument: US14173023 CN14160045	Analyst: Brooke
Data file: C:\Chem32\1\Data\27Feb24 2\3.D	

TAB

Dissemination is restricted to Criminal Justice Agencies and authorized agencies ONLY. Secondary dissemination to unauthorized agencies is PROHIBITED. Scottsdale City Prosecutor

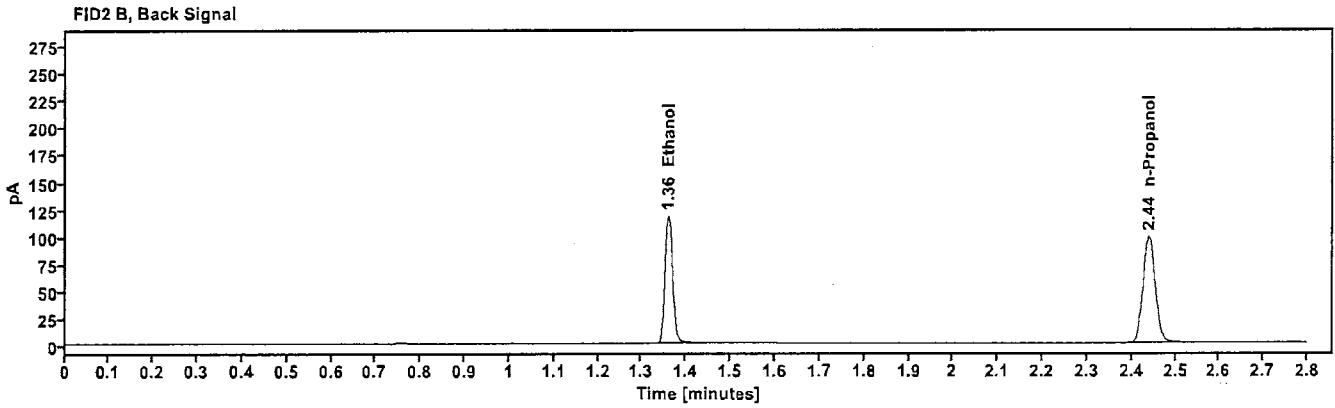
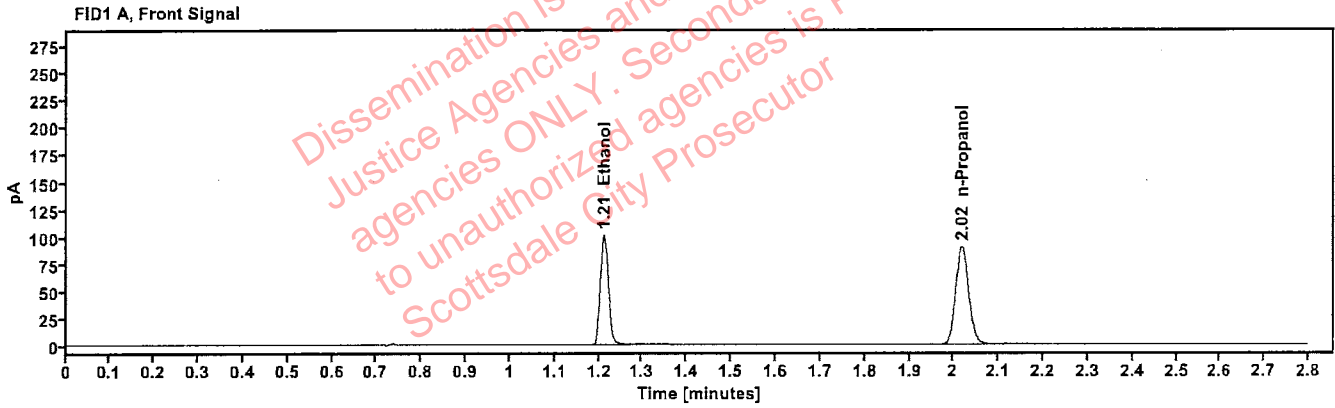


Table 1: FID 1 A (column DB-ALC1)

Compound	Time (min)	Peak Area
Ethanol	1.212	128.332
n-Propanol	2.018	179.383

Table 2: FID 2 B (column DB-ALC2)

Compound	Time (min)	Peak Area
Ethanol	1.360	141.022
n-Propanol	2.440	194.423

Scottsdale Police Department Crime Lab Volatiles Analysis

Sample: FN03052102	Vial: 4
Description: 0.400 calibrator	Sequence: 27Feb24 2
Method: ethanol quant.M	Injection date: 2/27/2024 3:55:41 PM
Instrument: US14173023 CN14160045	Analyst: Brooke
Data file: C:\Chem32\1\Data\27Feb24 2\4.D	

103

Dissemination is restricted to Criminal Justice Agencies and authorized agencies ONLY. Secondary dissemination to unauthorized agencies is PROHIBITED. Scottsdale City Prosecutor

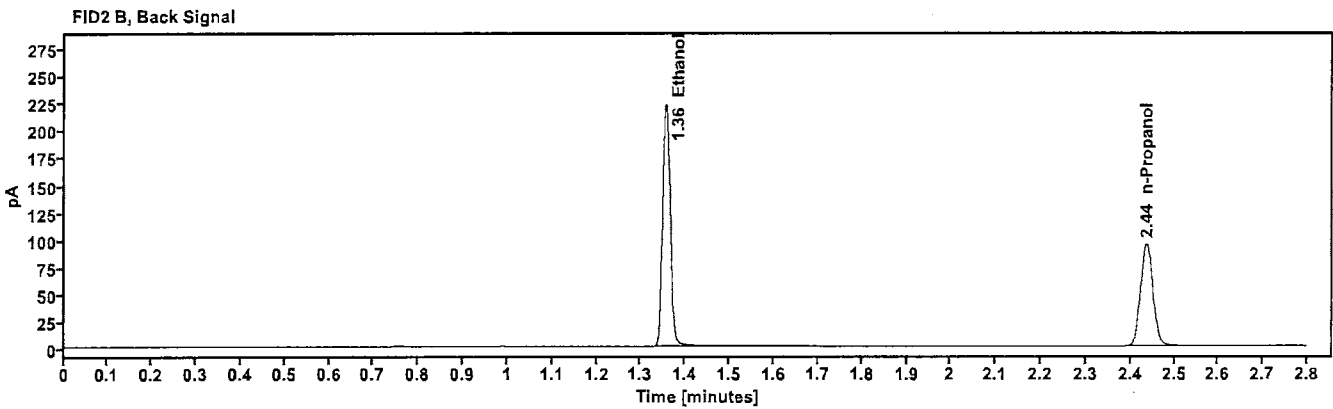
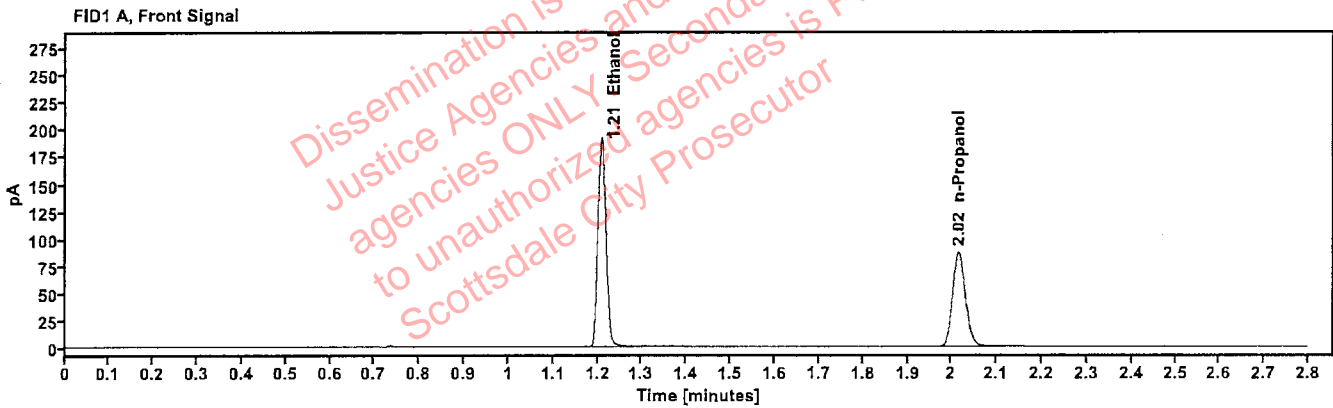


Table 1: FID 1 A (column DB-ALC1)

Compound	Time (min)	Peak Area
Ethanol	1.209	243.100
n-Propanol	2.016	172.965

Table 2: FID 2 B (column DB-ALC2)

Compound	Time (min)	Peak Area
Ethanol	1.356	267.646
n-Propanol	2.437	187.521

Scottsdale Police Department Crime Lab Volatiles Analysis

Sample: 011823WB	Vial: 5
Description: Negative	LIMS ID: 188
Method: ethanol quant.M	Sequence: 27Feb24 2
Instrument: US14173023 CN14160045	Injection date: 2/27/2024 3:59:42 PM
Data file: C:\Chem32\1\Data\27Feb24 2\5.D	Analyst: Brooke

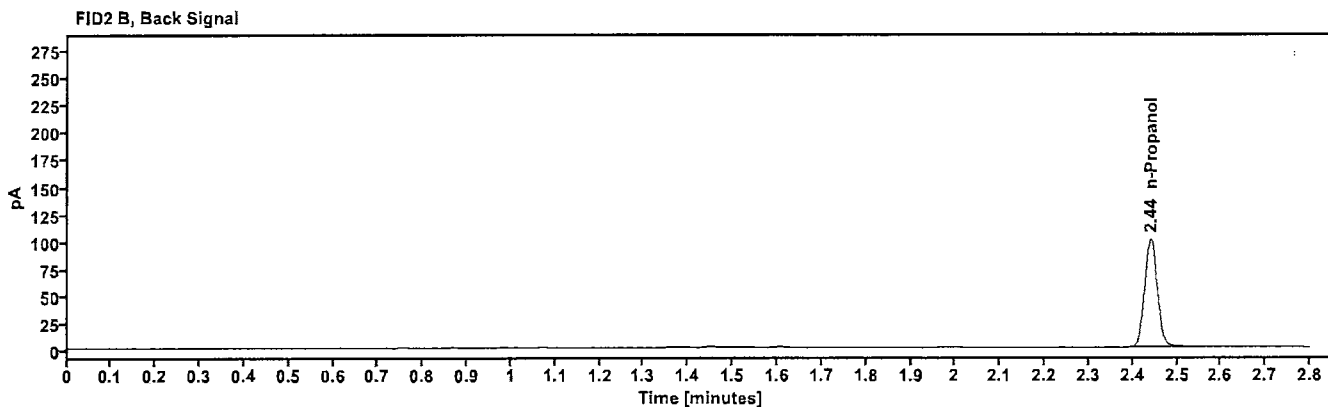
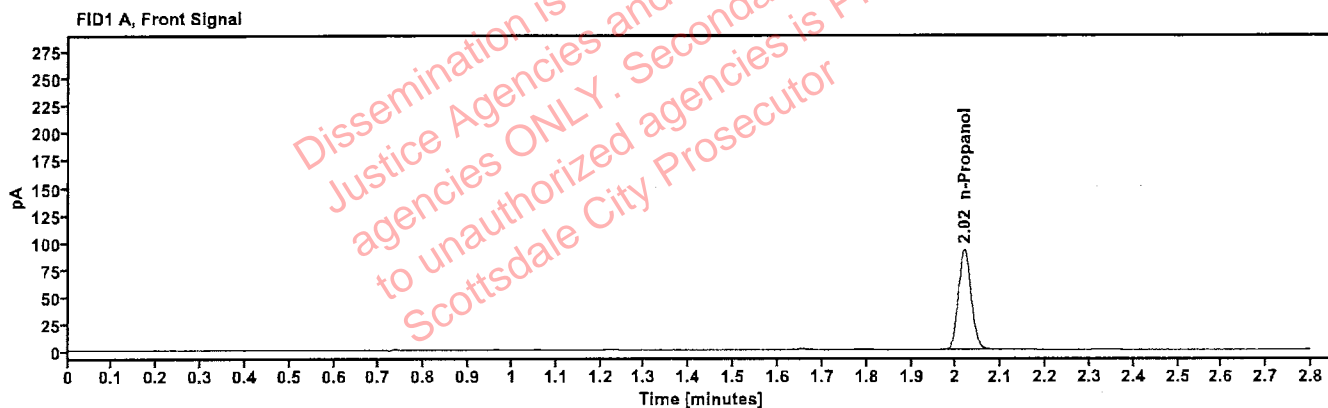


Table 1: FID 1 A (column DB-ALC1)

Compound	Amount (g/100mL)	Time (min)	Peak Area
n-Propanol	----	2.019	182.809

Table 2: FID 2 B (column DB-ALC2)

Compound	Time (min)	Peak Area
n-Propanol	2.441	198.831

Scottsdale Police Department Crime Lab Volatiles Analysis

Sample: 050721MIX	Vial: 6
Description: Volatiles mix	LIMS ID: 783
Method: ethanol quant.M	Sequence: 27Feb24 2
Instrument: US14173023 CN14160045	Injection date: 2/27/2024 4:03:42 PM
Data file: C:\Chem32\1\Data\27Feb24 2\6.D	Analyst: Brooke

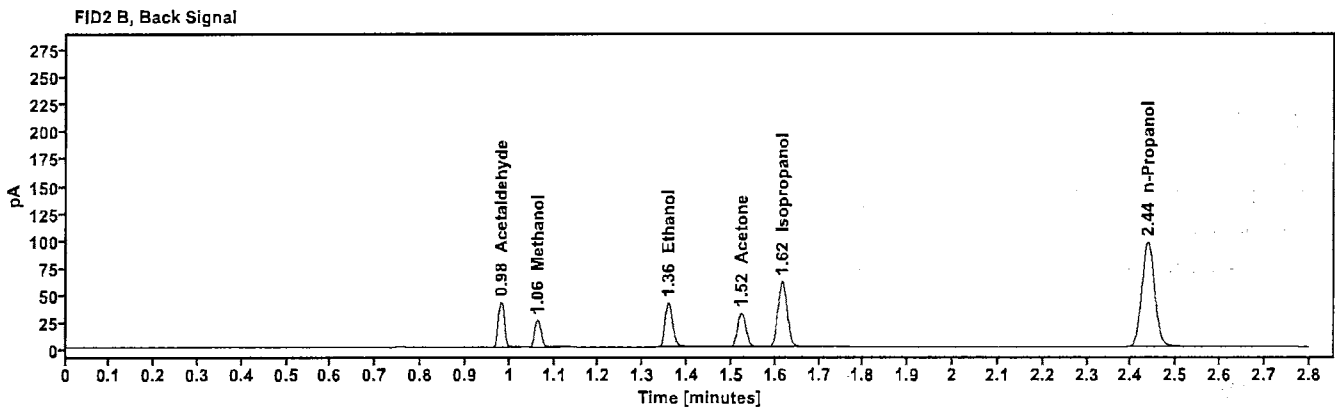
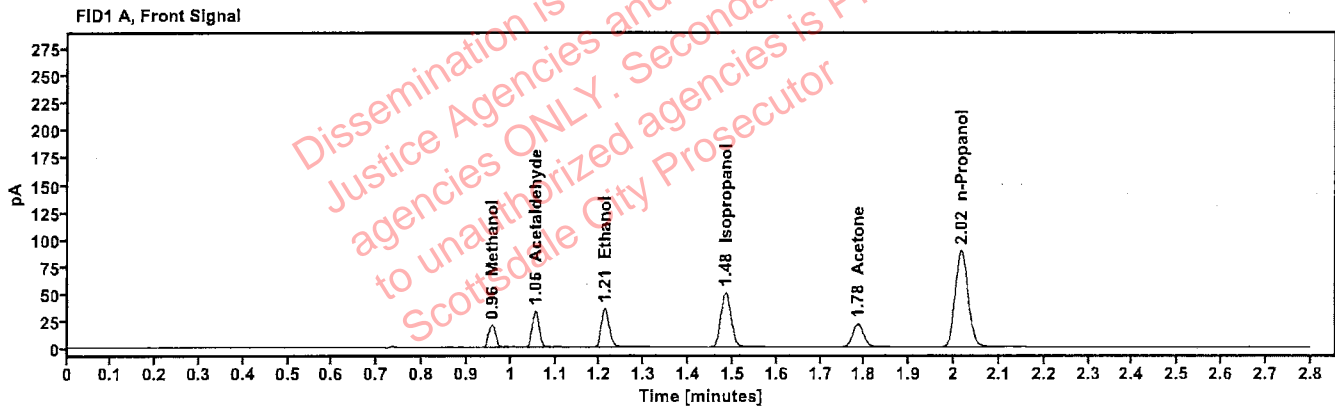


Table 1: FID 1 A (column DB-ALC1)

Compound	Amount (g/100mL)	Time (min)	Peak Area
Methanol	-----	0.957	23.069
Acetaldehyde	-----	1.055	36.564
>Ethanol	0.0722	1.211	44.960
Isopropanol	-----	1.484	80.719
Acetone	-----	1.785	37.114
n-Propanol	-----	2.016	176.924

Table 2: FID 2 B (column DB-ALC2)

Compound	Time (min)	Peak Area
Acetaldehyde	0.981	40.827
Methanol	1.062	25.645
Ethanol	1.357	49.069
Acetone	1.522	40.693
Isopropanol	1.616	88.888
n-Propanol	2.437	191.613

Scottsdale Police Department Crime Lab Volatiles Analysis

Sample: 30012020-A	Vial: 7
Description: 0.400	LIMS ID: PB
Method: ethanol quant.M	Sequence: 27Feb24 2
Instrument: US14173023 CN14160045	Injection date: 2/27/2024 4:07:57 PM
Data file: C:\Chem32\1\Data\27Feb24 2\7.D	Analyst: Brooke

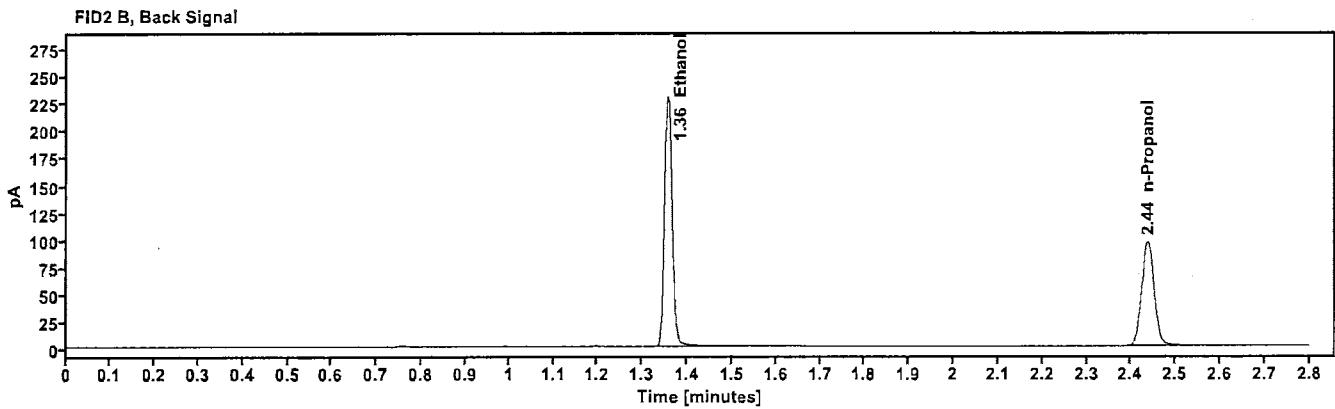
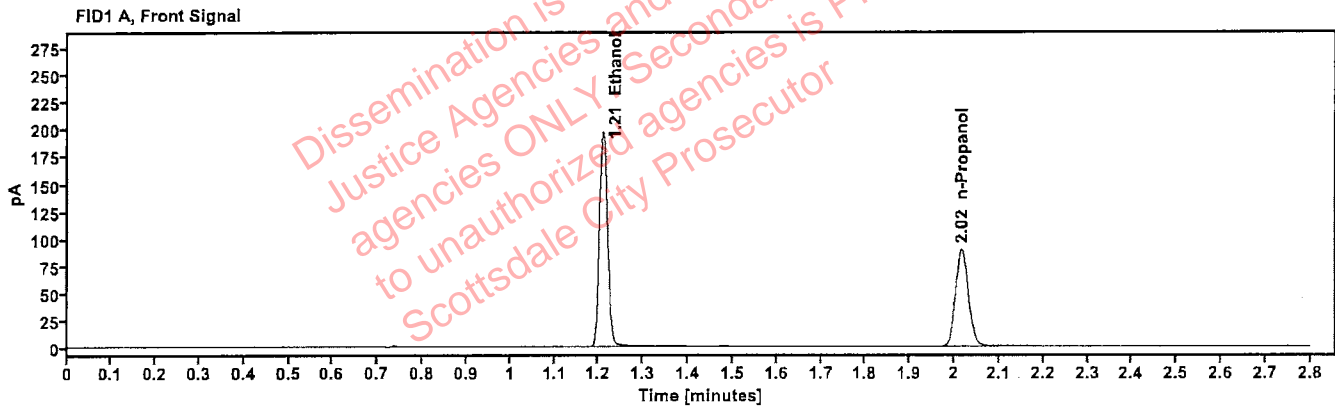


Table 1: FID 1 A (column DB-ALC1)

Compound	Amount (g/100mL)	Time (min)	Peak Area
>Ethanol	0.4002	1.209	250.154
n-Propanol	-----	2.016	177.393

Table 2: FID 2 B (column DB-ALC2)

Compound	Time (min)	Peak Area
Ethanol	1.357	275.418
n-Propanol	2.437	192.046

Scottsdale Police Department Crime Lab Volatiles Analysis

Sample:	14082019-B	Vial:	8
Description:	0.040	LIMS ID:	
Method:	ethanol quant.M	Sequence:	27Feb24 2 PB
Instrument:	US14173023 CN14160045	Injection date:	2/27/2024 4:11:57 PM
Data file:	C:\Chem32\1\Data\27Feb24 2\8.D	Analyst:	Brooke

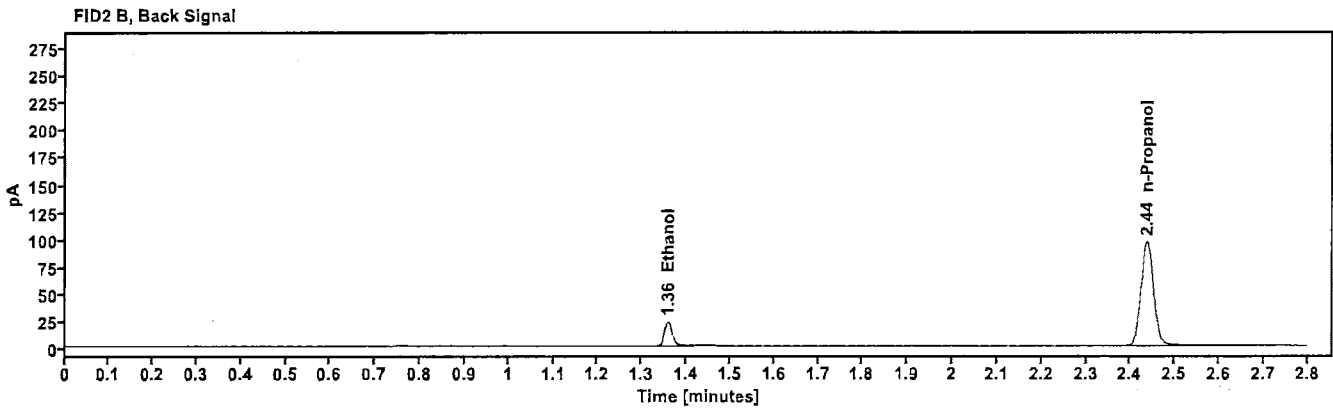
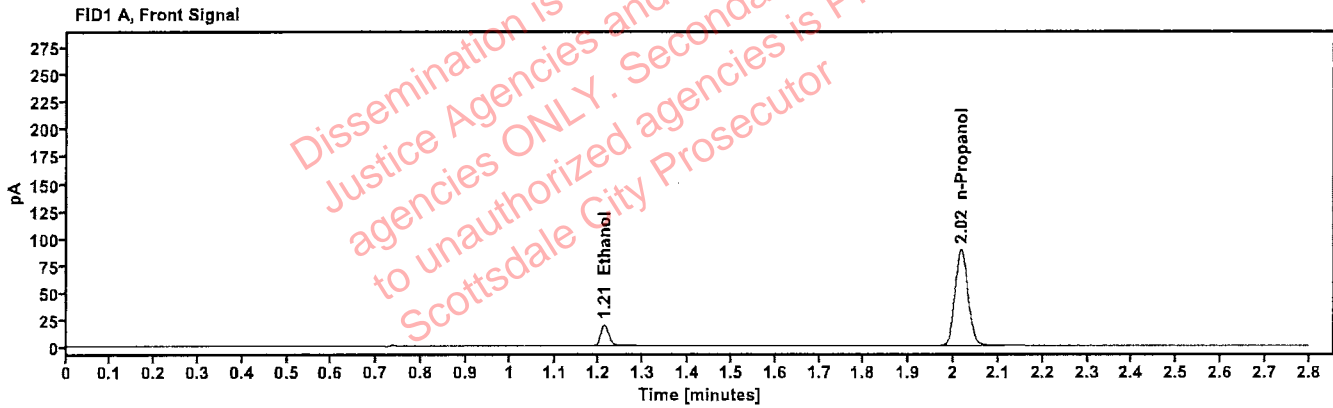


Table 1: FID 1 A (column DB-ALC1)

Compound	Amount (g/100mL)	Time (min)	Peak Area
>Ethanol	0.0400	1.211	24.750
n-Propanol	-----	2.016	175.898

Table 2: FID 2 B (column DB-ALC2)

Compound	Time (min)	Peak Area
Ethanol	1.358	27.034
n-Propanol	2.437	190.779

Scottsdale Police Department Crime Lab Volatiles Analysis

Sample: 4110320133/11	Vial: 9
Description: 0.199	LIMS ID:
Method: ethanol quant.M	Sequence: 27Feb24 2
Instrument: US14173023 CN14160045	Injection date: 2/27/2024 4:15:57 PM
Data file: C:\Chem32\1\Data\27Feb24 2\9.D	Analyst: Brooke

YRB

Dissemination is restricted to Criminal Justice Agencies and authorized agencies ONLY. Secondary dissemination to unauthorized agencies is PROHIBITED. Scottsdale City Prosecutor

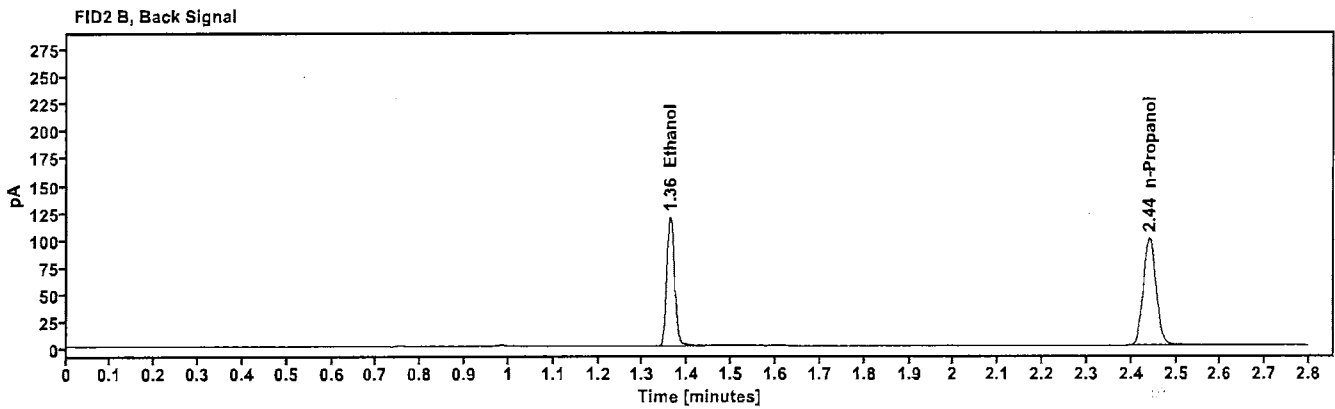
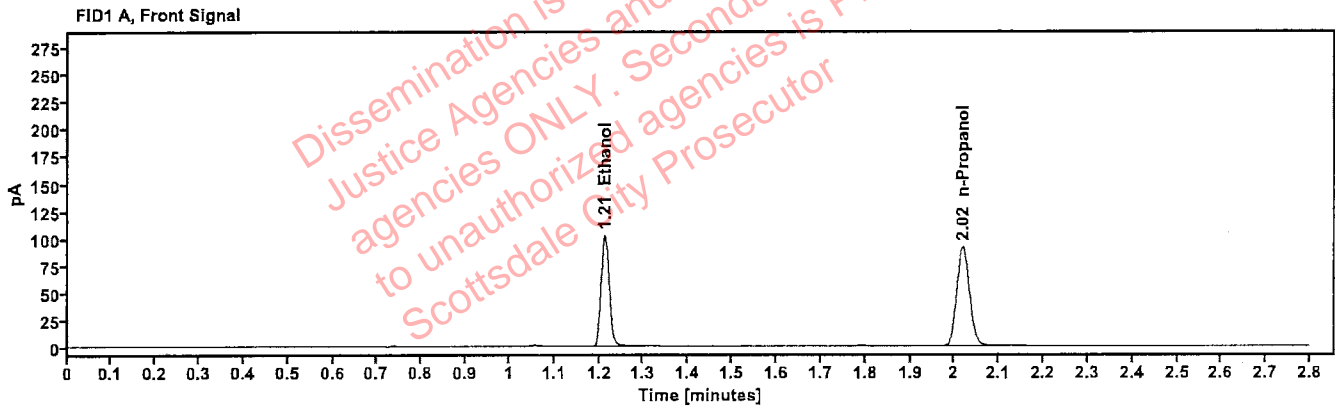


Table 1: FID 1 A (column DB-ALC1)

Compound	Amount (g/100mL)	Time (min)	Peak Area
>Ethanol	0.2033	1.212	130.591
n-Propanol	---	2.019	182.257

Table 2: FID 2 B (column DB-ALC2)

Compound	Time (min)	Peak Area
Ethanol	1.361	143.250
n-Propanol	2.441	197.586

Scottsdale Police Department Crime Lab Volatiles Analysis

Sample: 20012020-B	Vial: 20
Description: 0.080	LIMS ID:
Method: ethanol quant.M	Sequence: 27Feb24 2
Instrument: US14173023 CN14160045	Injection date: 2/27/2024 5:00:27 PM
Data file: C:\Chem32\1\Data\27Feb24 2\20.D	Analyst: Brooke

VPB

Dissemination is restricted to Criminal Justice Agencies and authorized agencies ONLY. Secondary dissemination to unauthorized agencies is PROHIBITED.
Scottsdale City Prosecutor

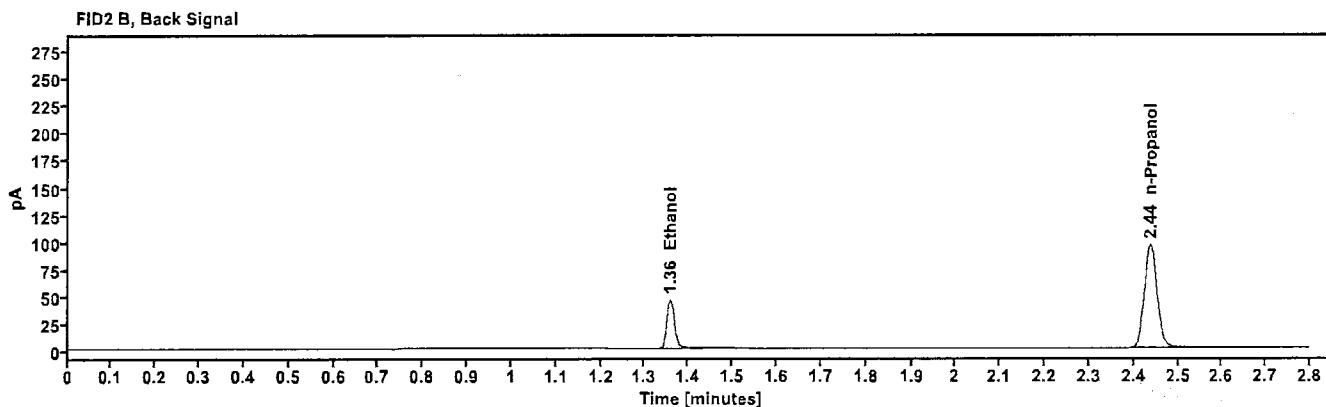
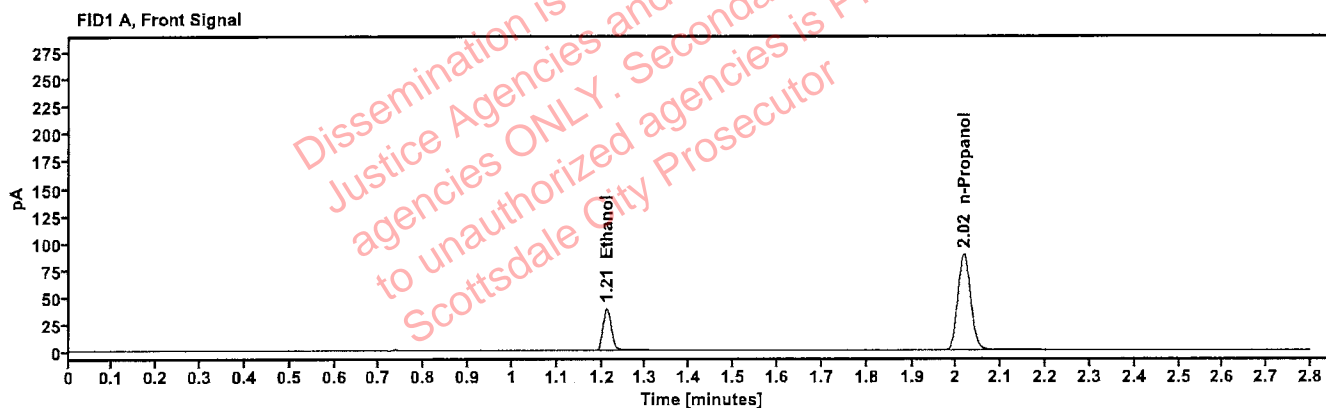


Table 1: FID 1 A (column DB-ALC1)

Compound	Amount (g/100mL)	Time (min)	Peak Area
>Ethanol	0.0801	1.211	49.683
n-Propanol	—	2.017	176.091

Table 2: FID 2 B (column DB-ALC2)

Compound	Time (min)	Peak Area
Ethanol	1.358	54.301
n-Propanol	2.438	190.361

Scottsdale Police Department Crime Lab Volatiles Analysis

Sample: 4110320133/11	Vial: 31	
Description: 0.199	LIMS ID:	
Method: ethanol quant.M	Sequence: 27Feb24 2	YB
Instrument: US14173023 CN14160045	Injection date: 2/27/2024 5:44:58 PM	
Data file: C:\Chem32\1\Data\27Feb24 2\31.D	Analyst: Brooke	

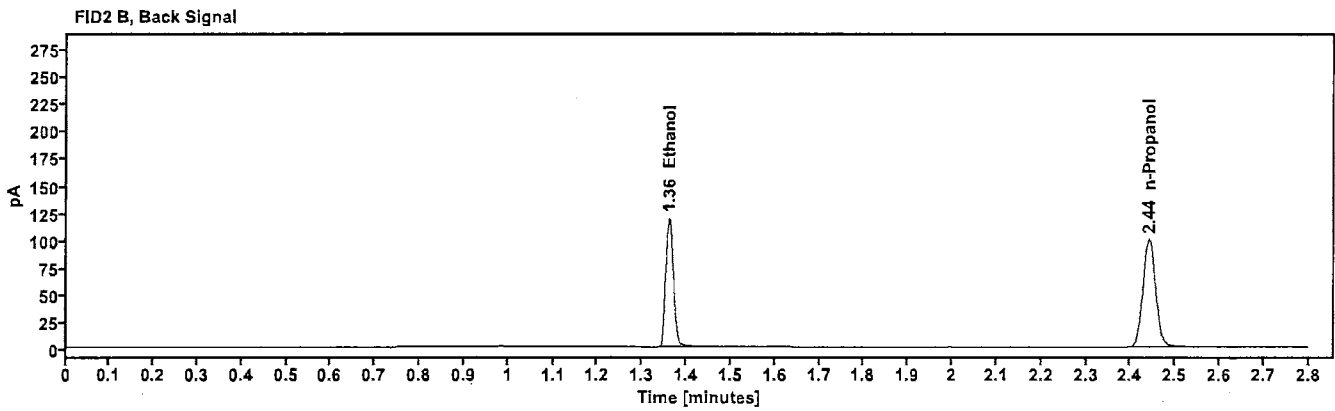
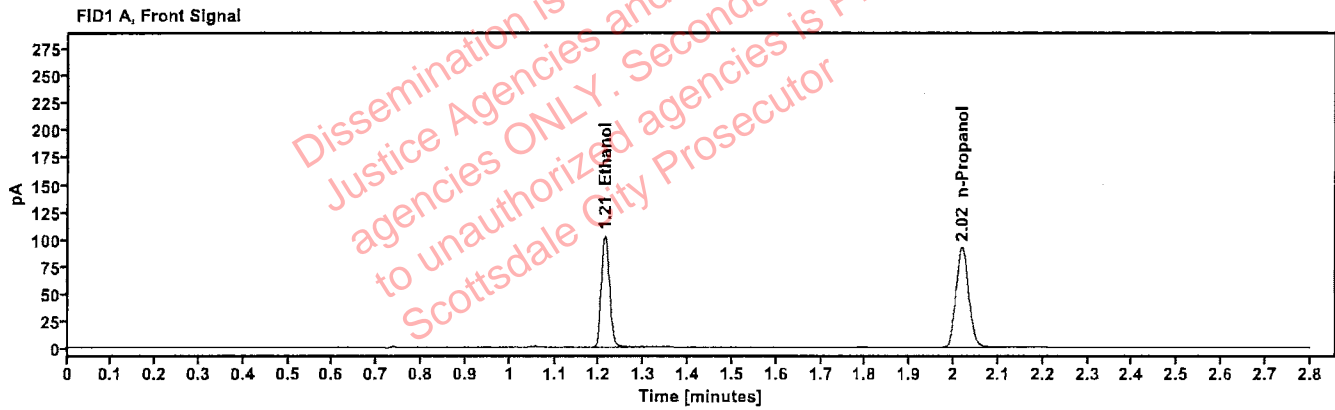


Table 1: FID 1 A (column DB-ALC1)

Compound	Amount (g/100mL)	Time (min)	Peak Area
>Ethanol	0.2034	1.212	131.491
n-Propanol	----	2.018	183.459

Table 2: FID 2 B (column DB-ALC2)

Compound	Time (min)	Peak Area
Ethanol	1.361	143.867
n-Propanol	2.441	198.430

Scottsdale Police Department Crime Lab Volatiles Analysis

Sample: 20012020-B	Vial: 42
Description: 0.080	LIMS ID:
Method: ethanol quant.M	Sequence: 27Feb24 2
Instrument: US14173023 CN14160045	Injection date: 2/27/2024 6:29:12 PM
Data file: C:\Chem32\1\Data\27Feb24 2\42.D	Analyst: Brooke

723

Dissemination is restricted to Criminal Justice Agencies and authorized agencies ONLY. Secondary dissemination to unauthorized agencies is PROHIBITED. Scottsdale City Prosecutor

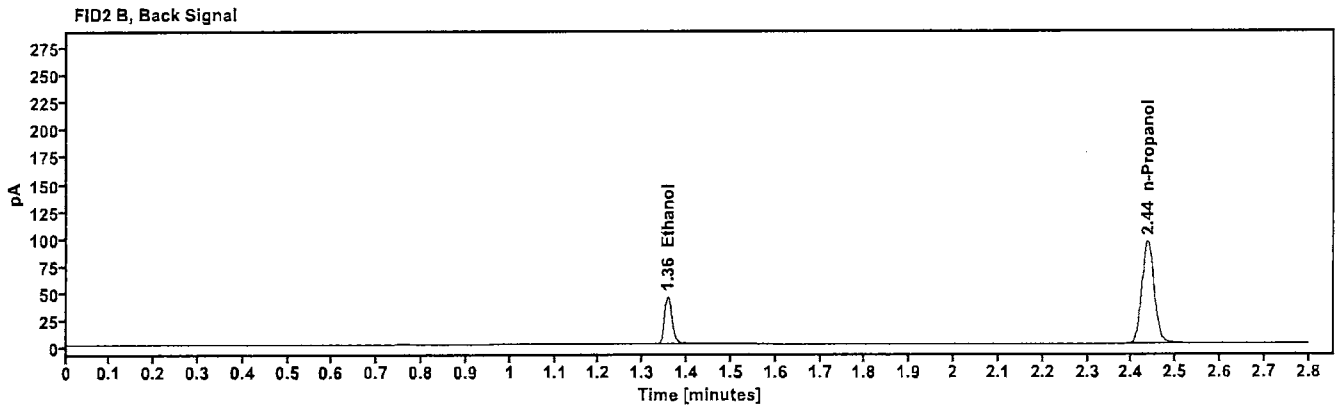
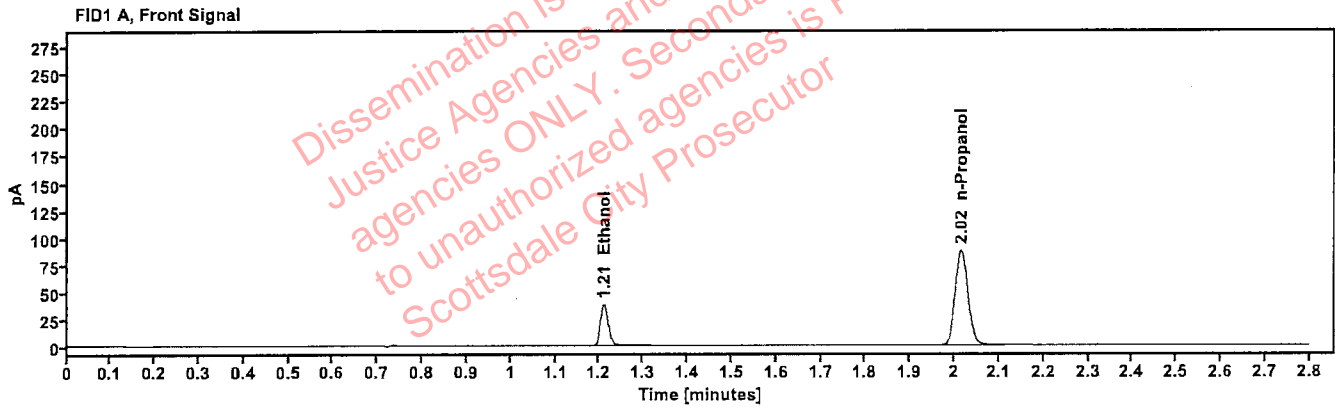


Table 1: FID 1 A (column DB-ALC1)

Compound	Amount (g/100mL)	Time (min)	Peak Area
>Ethanol	0.0788	1.210	48.300
n-Propanol	---	2.015	173.950

Table 2: FID 2 B (column DB-ALC2)

Compound	Time (min)	Peak Area
Ethanol	1.357	52.917
n-Propanol	2.436	188.365

Scottsdale Police Department Crime Lab Volatiles Analysis

Sample: 30012020-A	Vial: 53
Description: 0.400	LIMS ID:
Method: ethanol quant.M	Sequence: 27Feb24 2
Instrument: US14173023 CN14160045	Injection date: 2/27/2024 7:13:42 PM
Data file: C:\Chem32\1\Data\27Feb24 2\53.D	Analyst: Brooke

YAB

Dissemination is restricted to Criminal Justice Agencies and authorized agencies ONLY. Secondary dissemination to unauthorized agencies is PROHIBITED. Scottsdale City Prosecutor

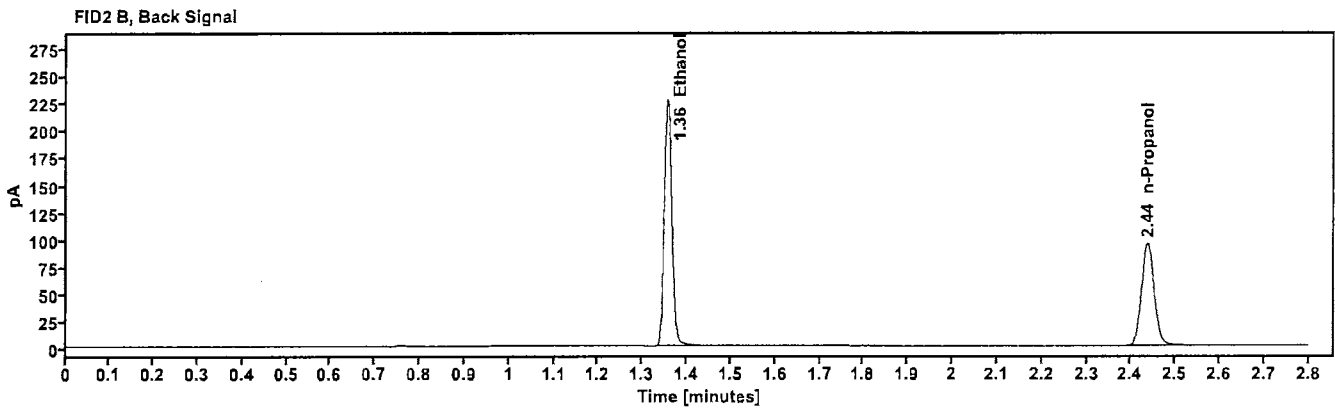
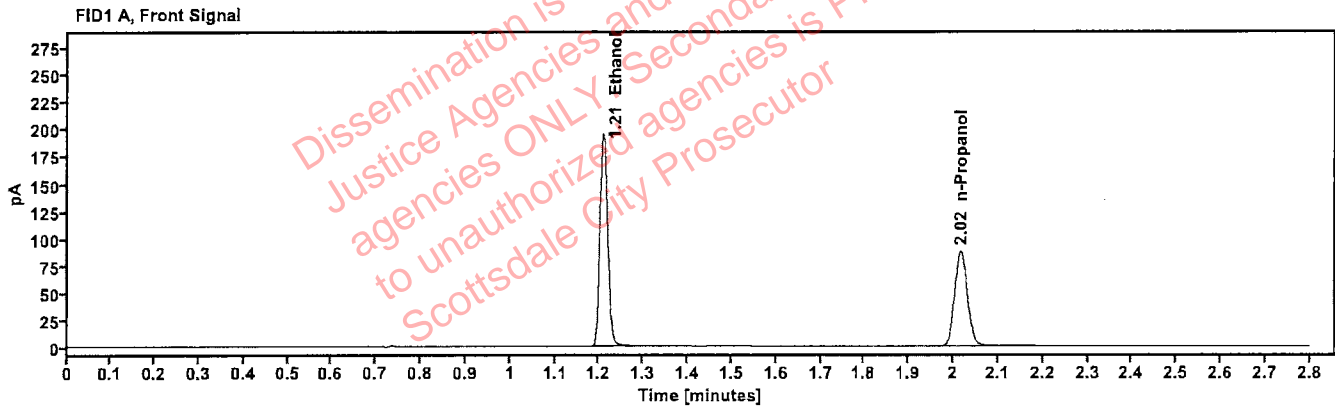


Table 1: FID 1 A (column DB-ALC1)

Compound	Amount (g/100mL)	Time (min)	Peak Area
>Ethanol	0.4041	1.209	247.812
n-Propanol	-----	2.016	174.004

Table 2: FID 2 B (column DB-ALC2)

Compound	Time (min)	Peak Area
Ethanol	1.357	272.661
n-Propanol	2.437	188.263

Scottsdale Police Department Crime Lab Volatiles Analysis

Sample: 14082019-B	Vial: 54	
Description: 0.040	LIMS ID:	
Method: ethanol quant.M	Sequence: 27Feb24 2	YB
Instrument: US14173023 CN14160045	Injection date: 2/27/2024 7:17:42 PM	
Data file: C:\Chem32\1\Data\27Feb24 2\54.D	Analyst: Brooke	

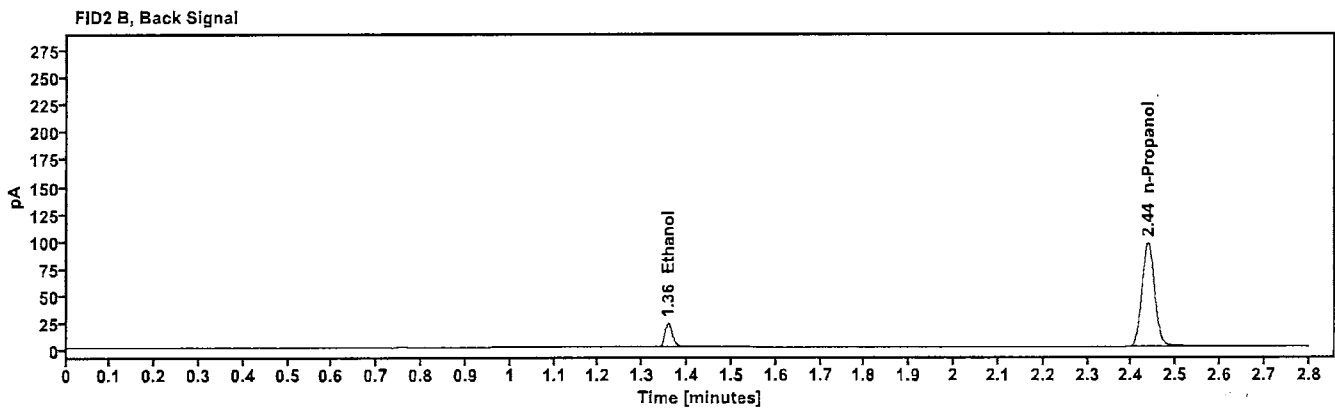
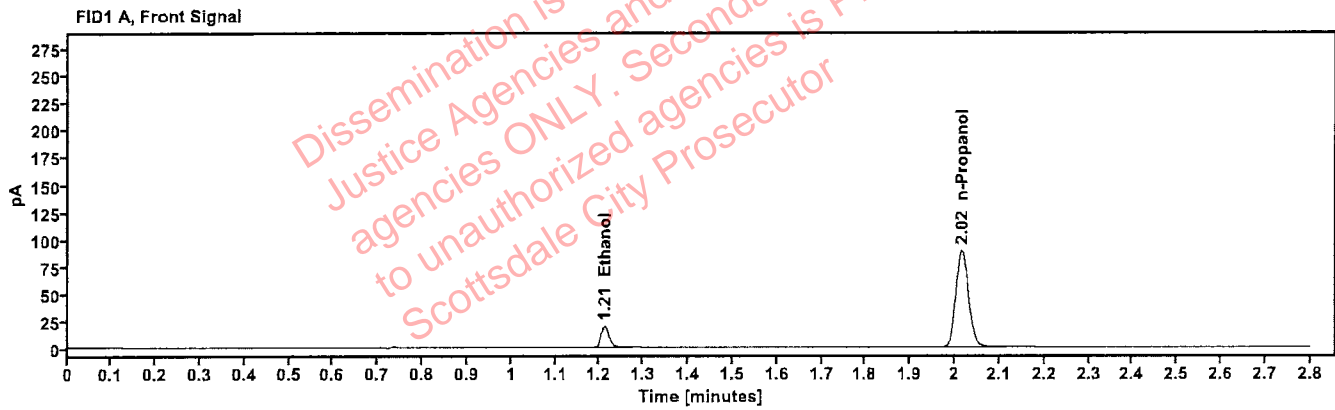


Table 1: FID 1 A (column DB-ALC1)

Compound	Amount (g/100mL)	Time (min)	Peak Area
>Ethanol	0.0398	1.211	24.733
n-Propanol	-----	2.016	176.567

Table 2: FID 2 B (column DB-ALC2)

Compound	Time (min)	Peak Area
Ethanol	1.358	26.916
n-Propanol	2.437	191.185

Scottsdale Police Department Crime Lab Volatiles Analysis

Sample: 4110320133/11	Vial: 55
Description: 0.199	LIMS ID:
Method: ethanol quant.M	Sequence: 27Feb24 2
Instrument: US14173023 CN14160045	Injection date: 2/27/2024 7:21:57 PM
Data file: C:\Chem32\1\Data\27Feb24 2\55.D	Analyst: Brooke

123

Dissemination is restricted to Criminal Justice Agencies and authorized agencies ONLY. Secondary dissemination to unauthorized agencies is PROHIBITED. Scottsdale City Prosecutor

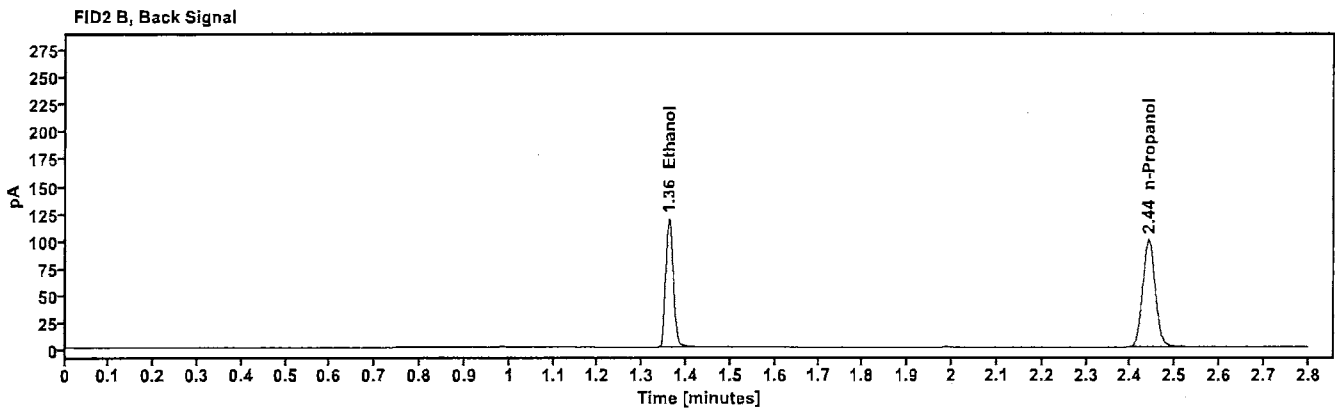
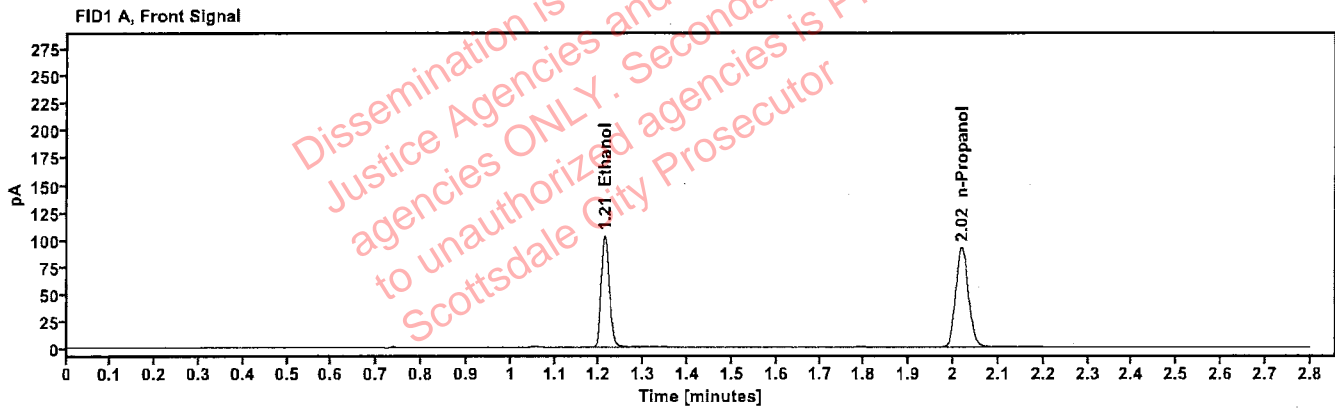


Table 1: FID 1 A (column DB-ALC1)

Compound	Amount (g/100mL)	Time (min)	Peak Area
>Ethanol	0.2029	1.212	130.682
n-Propanol	-----	2.019	182.800

Table 2: FID 2 B (column DB-ALC2)

Compound	Time (min)	Peak Area
Ethanol	1.361	143.196
n-Propanol	2.441	197.647

Scottsdale Police Department Crime Lab Volatiles Analysis

Sample: 010524AQ	Vial: 56
Description: Negative	LIMS ID:
Method: ethanol quant.M	Sequence: 27Feb24 2
Instrument: US14173023 CN14160045	Injection date: 2/27/2024 7:25:57 PM
Data file: C:\Chem32\1\Data\27Feb24 2\56.D	Analyst: Brooke

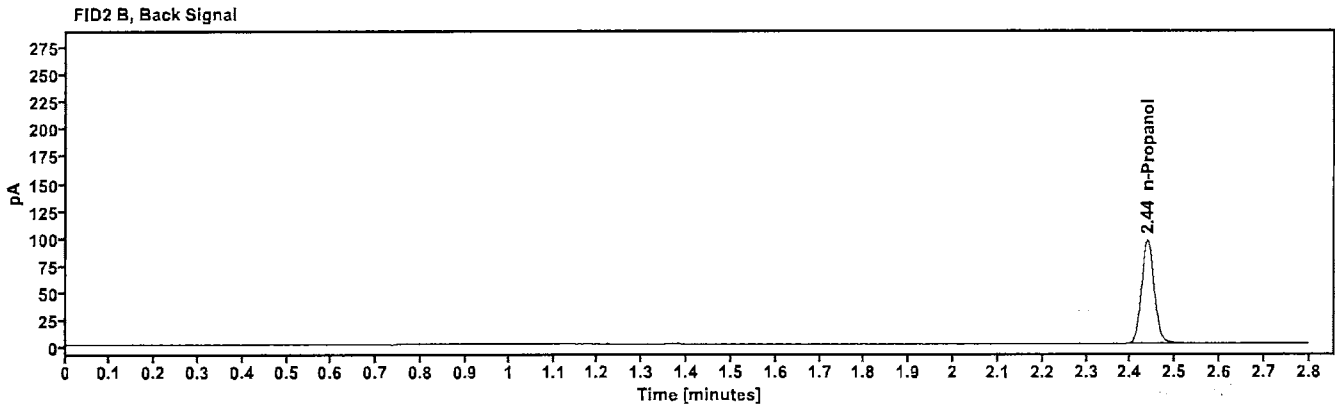
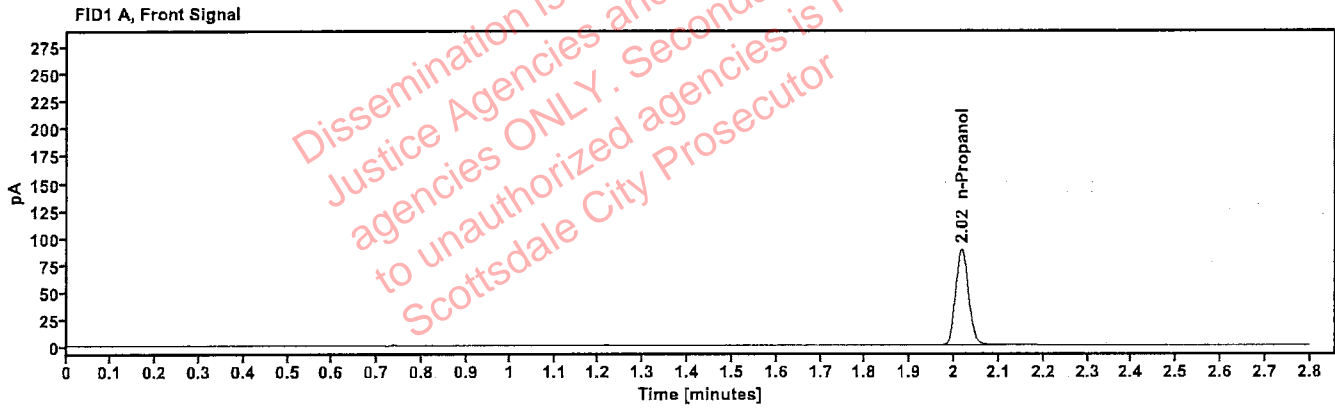


Table 1: FID 1 A (column DB-ALC1)

Compound	Amount (g/100mL)	Time (min)	Peak Area
n-Propanol	-----	2.017	175.645

Table 2: FID 2 B (column DB-ALC2)

Compound	Time (min)	Peak Area
n-Propanol	2.438	190.001

Sequence Summary

PB

Sequence name: 27Feb24 2 Instrument: US14173023 CN14160045 Analyst: Brooke

Vial	Sample	Description	Type	LIMS ID	Method
1	FN03122113	0.020 calibrator	Calibration		ethanol quant.M
2	FN03072301	0.100 calibrator	Calibration		ethanol quant.M
3	FN03132302	0.200 calibrator	Calibration		ethanol quant.M
4	FN03052102	0.400 calibrator	Calibration		ethanol quant.M
5	011823WB	Negative	Control		ethanol quant.M
6	050721MIX	Volatiles mix	Control		ethanol quant.M
7	30012020-A	0.400	Control		ethanol quant.M
8	14082019-B	0.040	Control		ethanol quant.M
9	4110320133/11	0.199	Control		ethanol quant.M
10	2318804-1				ethanol quant.M
11	2318804-1				ethanol quant.M
12	2403048-2				ethanol quant.M
13	2403048-2				ethanol quant.M
14	2403359-1				ethanol quant.M
15	2403359-1				ethanol quant.M
16	2403510-2				ethanol quant.M
17	2403510-2				ethanol quant.M
18	2401493-2				ethanol quant.M
19	2401493-2				ethanol quant.M
20	20012020-B	0.080	Control		ethanol quant.M
21	2403748-2				ethanol quant.M
22	2403748-2				ethanol quant.M
23	2403754-2				ethanol quant.M
24	2403754-2				ethanol quant.M
25	2403678-1				ethanol quant.M
26	2403678-1				ethanol quant.M
27	2403301-2				ethanol quant.M
28	2403301-2				ethanol quant.M
29	2403362-1				ethanol quant.M
30	2403362-1				ethanol quant.M
31	4110320133/11	0.199	Control		ethanol quant.M
32	2403835-2				ethanol quant.M
33	2403835-2				ethanol quant.M
34	2403833-2				ethanol quant.M
35	2403833-2				ethanol quant.M
36	2403900-12				ethanol quant.M
37	2403900-12				ethanol quant.M
38	2403837-2				ethanol quant.M
39	2403837-2				ethanol quant.M
40	2403947-2				ethanol quant.M
41	2403947-2				ethanol quant.M
42	20012020-B	0.080	Control		ethanol quant.M
43	2403854-2				ethanol quant.M
44	2403854-2				ethanol quant.M
45	2402019-2				ethanol quant.M
46	2402019-2				ethanol quant.M
47	2317221-2				ethanol quant.M

Sequence Summary

123

48	2317221-2				ethanol quant.M
49	2404094-2				ethanol quant.M
50	2404094-2				ethanol quant.M
51	2404167-2				ethanol quant.M
52	2404167-2				ethanol quant.M
53	30012020-A	0.400	Control		ethanol quant.M
54	14082019-B	0.040	Control		ethanol quant.M
55	4110320133/11	0.199	Control		ethanol quant.M
56	010524AQ	Negative	Control		ethanol quant.M

Dissemination is restricted to Criminal Justice Agencies and authorized agencies ONLY. Secondary dissemination to unauthorized agencies is PROHIBITED.
Scottsdale City Prosecutor

Scottsdale Police Department Crime Laboratory Summary of Cases

YB

SEQUENCE NAME: 27Feb24 2

ANALYST: Brooke

Vials	Test 1 (g/dL)	Test 2 (g/dL)	Mean (g/dL)	Percent Difference*	Absolute Difference (g/dL)*
10 11	0.0979	0.0974	0.09765	0.26	0.00025
12 13	0.1691	0.1700	0.16955	0.27	0.00045
14 15	0.1978	0.1933	0.19555	1.15	0.00225
16 17	0.1006	0.1008	0.10070	0.10	0.00010
18 19	0.1533	0.1531	0.15320	0.07	0.00010
21 22	0.1946	0.1946	0.19460	0.00	0.00000
23 24	0.2007	0.2053	0.20300	1.13	0.00230
25 26	0.0000	0.0000	0.00000	0.00	0.00000
27 28	0.1348	0.1367	0.13575	0.70	0.00095
29 30	0.2001	0.2002	0.20015	0.02	0.00005
32 33	0.0766	0.0768	0.07670	0.13	0.00010
34 35	0.0745	0.0751	0.07480	0.40	0.00030
36 37	0.1199	0.1202	0.12005	0.12	0.00015
38 39	0.0874	0.0885	0.08795	0.63	0.00055
40 41	0.2472	0.2510	0.24910	0.76	0.00190
43 44	0.2585	0.2614	0.25995	0.56	0.00145
45 46	0.2056	0.2044	0.20500	0.29	0.00060
47 48	0.2170	0.2149	0.21595	0.49	0.00105
49 50	0.1691	0.1699	0.16950	0.24	0.00040
51 52	0.2382	0.2395	0.23885	0.27	0.00065

*Calculated differences are differences from the mean of the two results.

Scottsdale Police Department Crime Lab Volatiles Analysis

Sample:	2318804-1	Vial:	10
Description:	[REDACTED]	LIMS ID:	[REDACTED]
Method:	ethanol quant.M	Sequence:	27Feb24 2
Instrument:	US14173023 CN14160045	Injection date:	2/27/2024 4:19:57 PM
Data file:	C:\Chem32\1\Data\27Feb24 2\10.D	Analyst:	Brooke

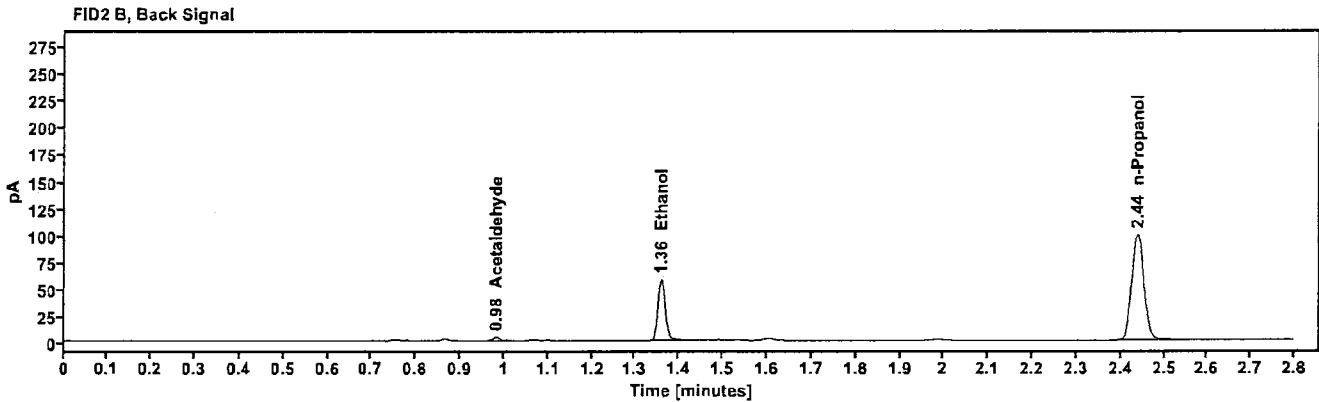
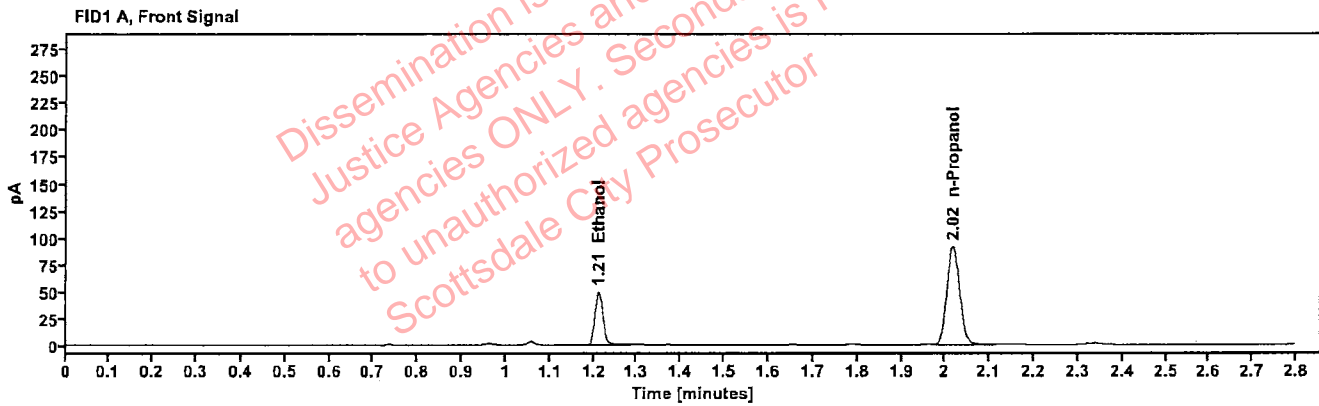


Table 1: FID 1 A (column DB-ALC1)

Compound	Amount (g/100mL)	Time (min)	Peak Area
>Ethanol	0.0979	1.211	62.933
n-Propanol	---	2.017	182.409

Table 2: FID 2 B (column DB-ALC2)

Compound	Time (min)	Peak Area
Acetaldehyde	0.982	3.862
Ethanol	1.359	69.044
n-Propanol	2.438	197.179

Scottsdale Police Department Crime Lab Volatiles Analysis

Sample:	2318804-1	Vial:	11
Description:	[REDACTED]	LIMS ID:	[REDACTED]
Method:	ethanol quant.M	Sequence:	27Feb24 2
Instrument:	US14173023 CN14160045	Injection date:	2/27/2024 4:23:57 PM
Data file:	C:\Chem32\1\Data\27Feb24 2\11.D	Analyst:	Brooke

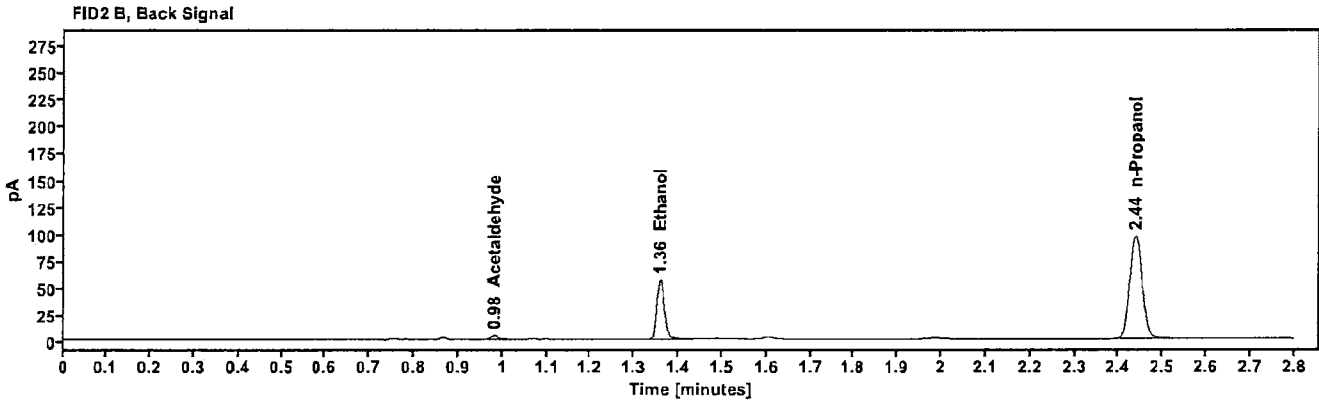
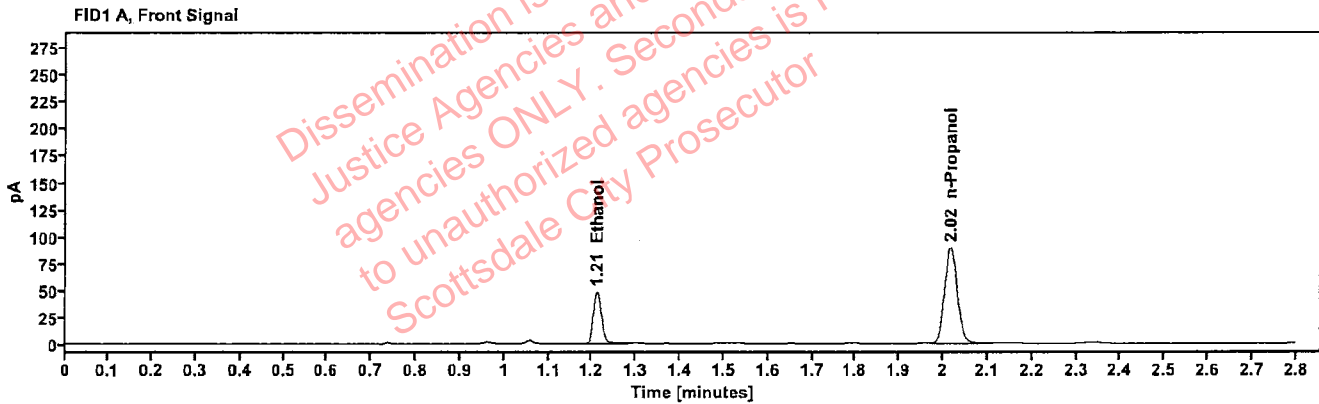


Table 1: FID 1 A (column DB-ALC1)

Compound	Amount (g/100mL)	Time (min)	Peak Area
>Ethanol	0.0974	1.211	61.026
n-Propanol	---	2.017	177.845

Table 2: FID 2 B (column DB-ALC2)

Compound	Time (min)	Peak Area
Acetaldehyde	0.982	3.830
Ethanol	1.358	67.020
n-Propanol	2.438	191.900

Scottsdale Police Department Crime Lab Volatiles Analysis

Sample:	2403048-2	Vial:	12
Description:	[REDACTED]	LIMS ID:	[REDACTED]
Method:	ethanol quant.M	Sequence:	27Feb24 2
Instrument:	US14173023 CN14160045	Injection date:	2/27/2024 4:27:57 PM
Data file:	C:\Chem32\1\Data\27Feb24 2\12.D	Analyst:	Brooke

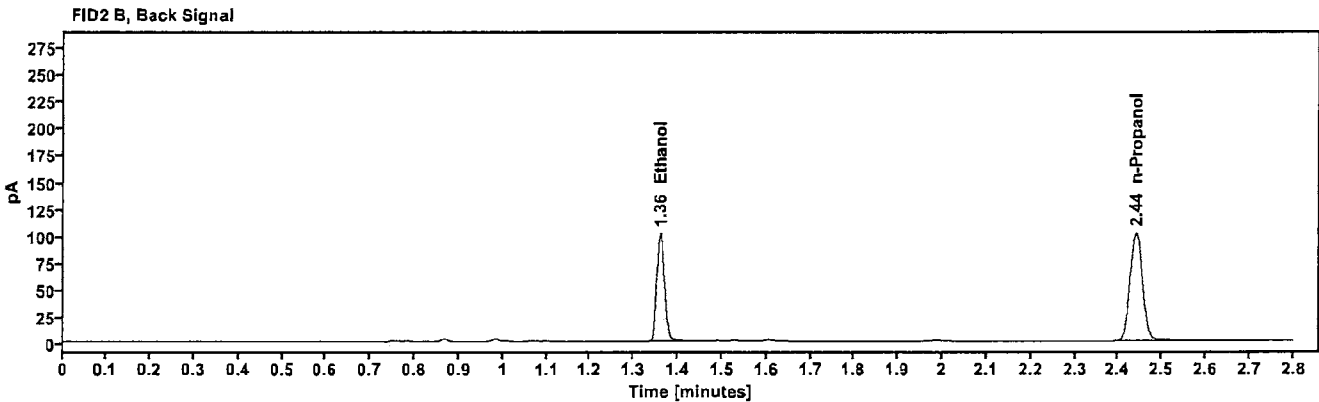
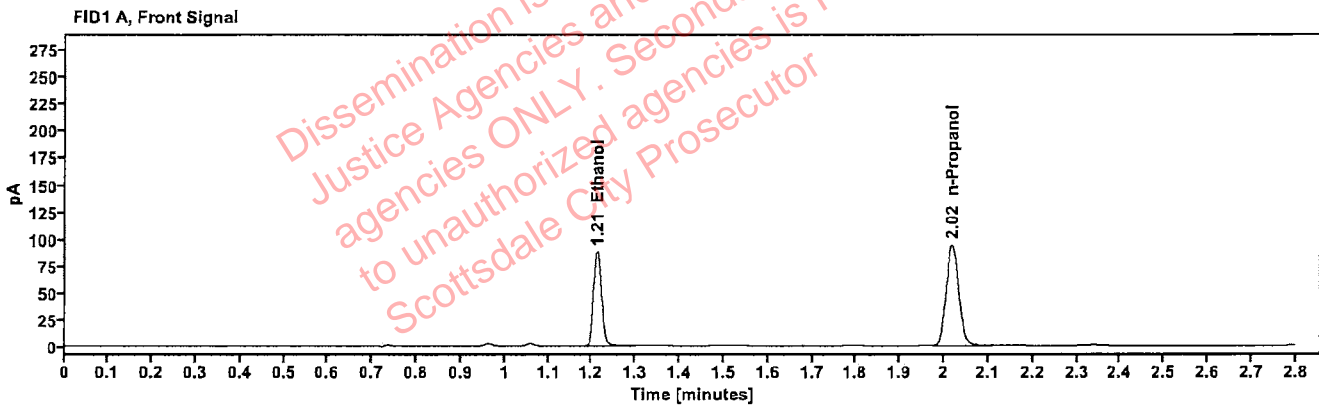


Table 1: FID 1 A (column DB-ALC1)

Compound	Amount (g/100mL)	Time (min)	Peak Area
>Ethanol	0.1691	1.212	111.584
n-Propanol	---	2.018	187.290

Table 2: FID 2 B (column DB-ALC2)

Compound	Time (min)	Peak Area
Ethanol	1.360	122.609
n-Propanol	2.440	202.316

Scottsdale Police Department Crime Lab Volatiles Analysis

Sample:	2403048-2	Vial:	13
Description:	[REDACTED]	LIMS ID:	[REDACTED]
Method:	ethanol quant.M	Sequence:	27Feb24 2
Instrument:	US14173023 CN14160045	Injection date:	2/27/2024 4:32:12 PM
Data file:	C:\Chem32\1\Data\27Feb24 2\13.D	Analyst:	Brooke

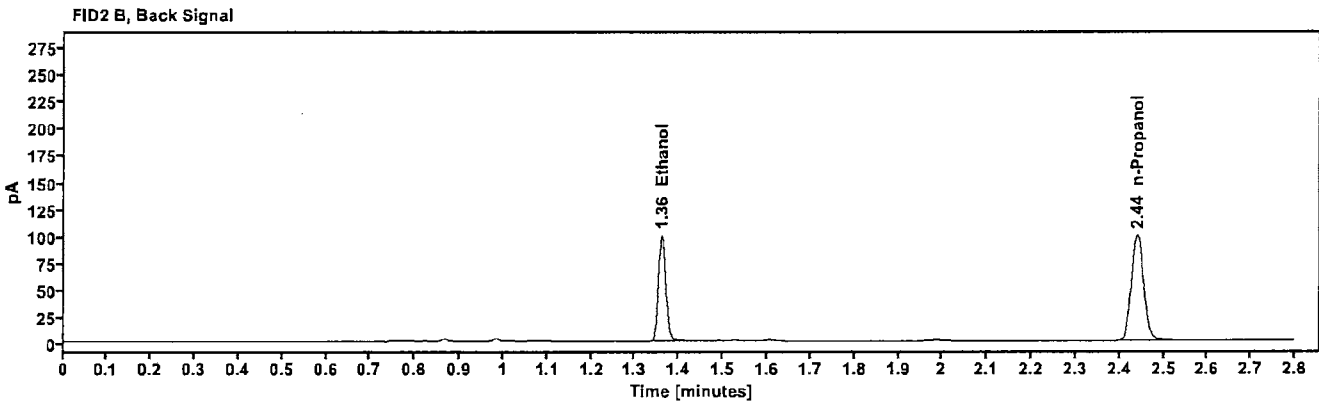
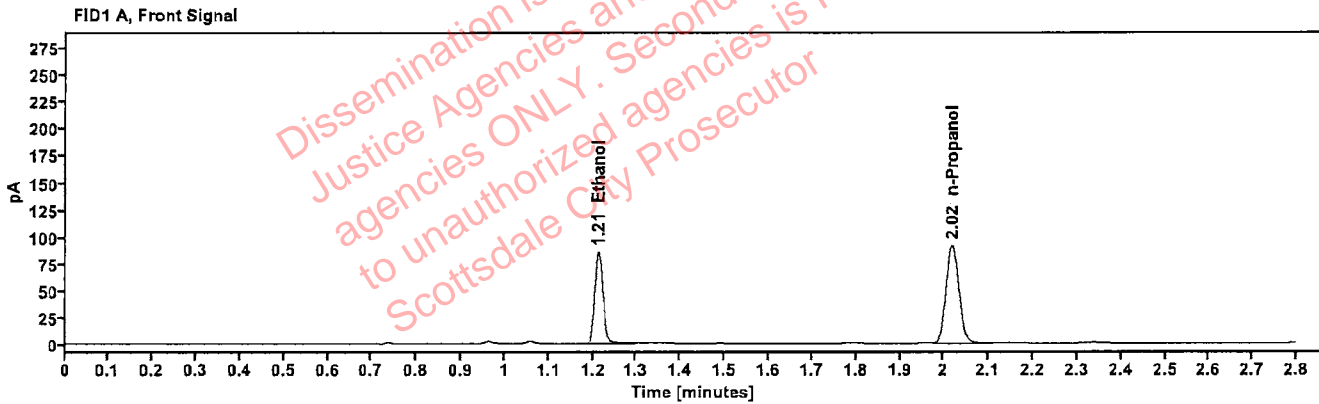


Table 1: FID 1 A (column DB-ALC1)

Compound	Amount (g/100mL)	Time (min)	Peak Area
>Ethanol	0.1700	1.212	109.478
n-Propanol	—	2.018	182.746

Table 2: FID 2 B (column DB-ALC2)

Compound	Time (min)	Peak Area
Ethanol	1.361	119.954
n-Propanol	2.440	197.188

Scottsdale Police Department Crime Lab Volatiles Analysis

Sample:	2403359-1	Vial:	14
Description:	[REDACTED]	LIMS ID:	[REDACTED]
Method:	ethanol quant.M	Sequence:	27Feb24 2
Instrument:	US14173023 CN14160045	Injection date:	2/27/2024 4:36:11 PM
Data file:	C:\Chem32\1\Data\27Feb24 2\14.D	Analyst:	Brooke

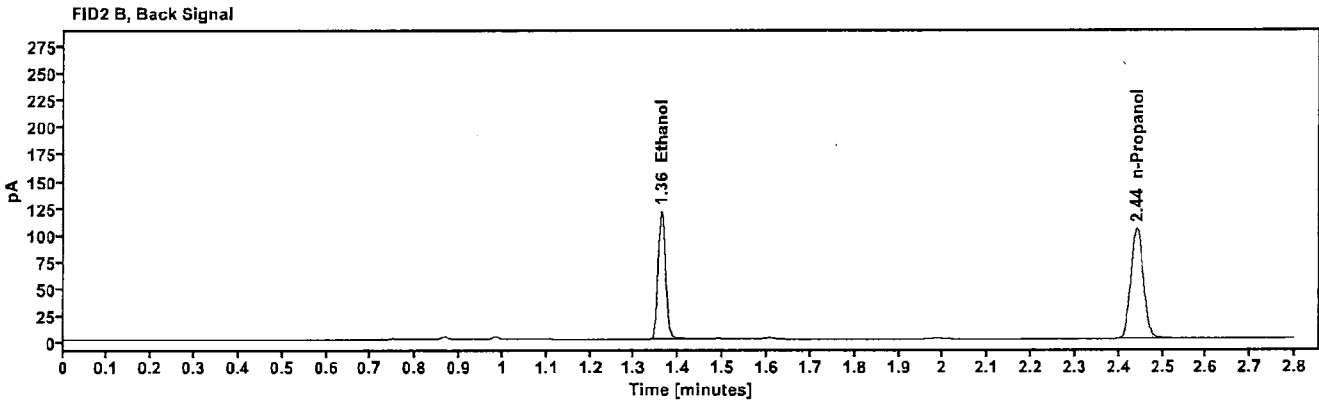
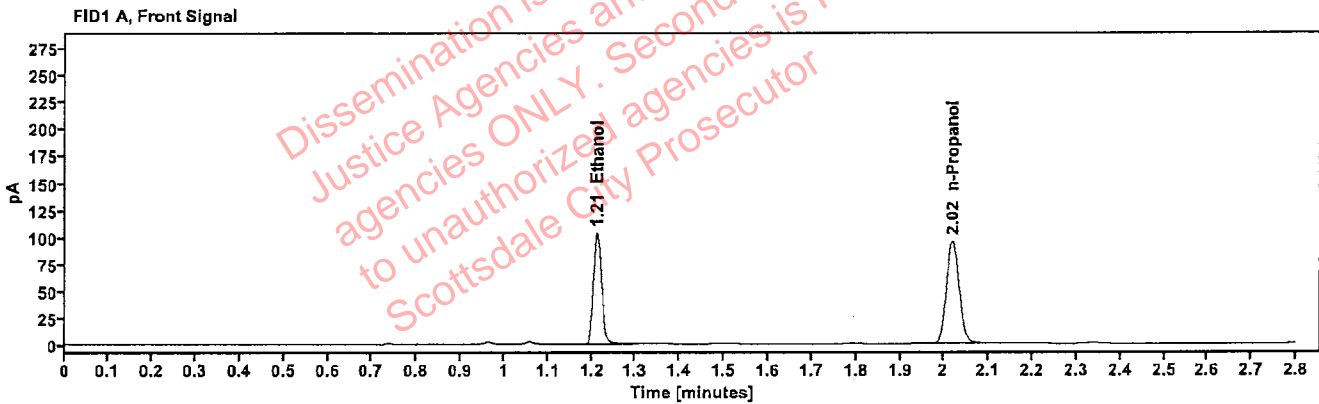


Table 1: FID 1 A (column DB-ALC1)

Compound	Amount (g/100mL)	Time (min)	Peak Area
>Ethanol	0.1978	1.212	132.280
n-Propanol	---	2.018	189.811

Table 2: FID 2 B (column DB-ALC2)

Compound	Time (min)	Peak Area
Ethanol	1.361	145.393
n-Propanol	2.441	205.605

Scottsdale Police Department Crime Lab Volatiles Analysis

Sample:	2403359-1	Vial:	15
Description:	[REDACTED]	LIMS ID:	[REDACTED]
Method:	ethanol quant.M	Sequence:	27Feb24 2
Instrument:	US14173023 CN14160045	Injection date:	2/27/2024 4:40:12 PM
Data file:	C:\Chem32\1\Data\27Feb24 2\15.D	Analyst:	Brooke

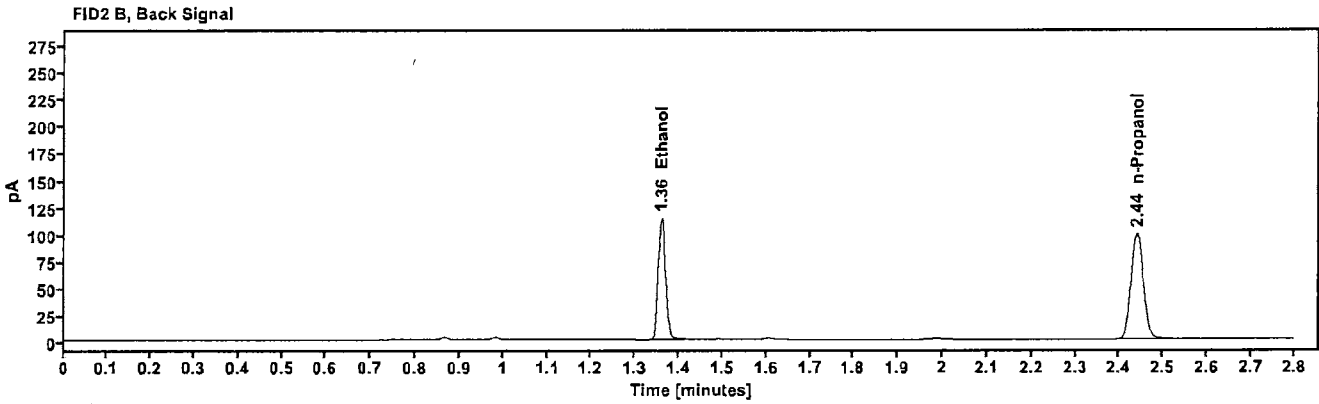
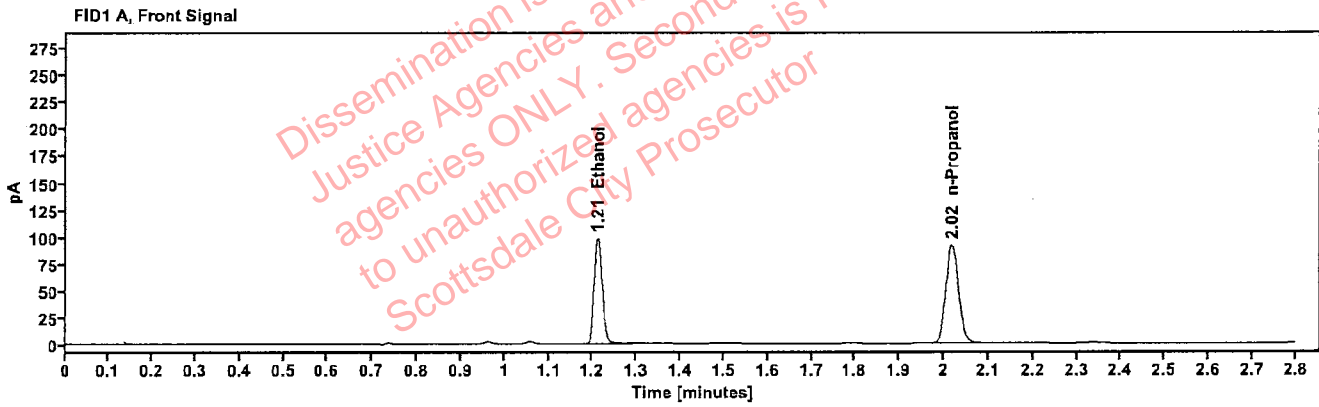


Table 1: FID 1 A (column DB-ALC1)

Compound	Amount (g/100mL)	Time (min)	Peak Area
>Ethanol	0.1933	1.211	125.190
n-Propanol	---	2.018	183.834

Table 2: FID 2 B (column DB-ALC2)

Compound	Time (min)	Peak Area
Ethanol	1.360	137.430
n-Propanol	2.439	196.878

Scottsdale Police Department Crime Lab Volatiles Analysis

Sample:	2403510-2	Vial:	16
Description:	[REDACTED]	LIMS ID:	[REDACTED]
Method:	ethanol quant.M	Sequence:	27Feb24 2
Instrument:	US14173023 CN14160045	Injection date:	2/27/2024 4:44:12 PM
Data file:	C:\Chem32\1\Data\27Feb24 2\16.D	Analyst:	Brooke

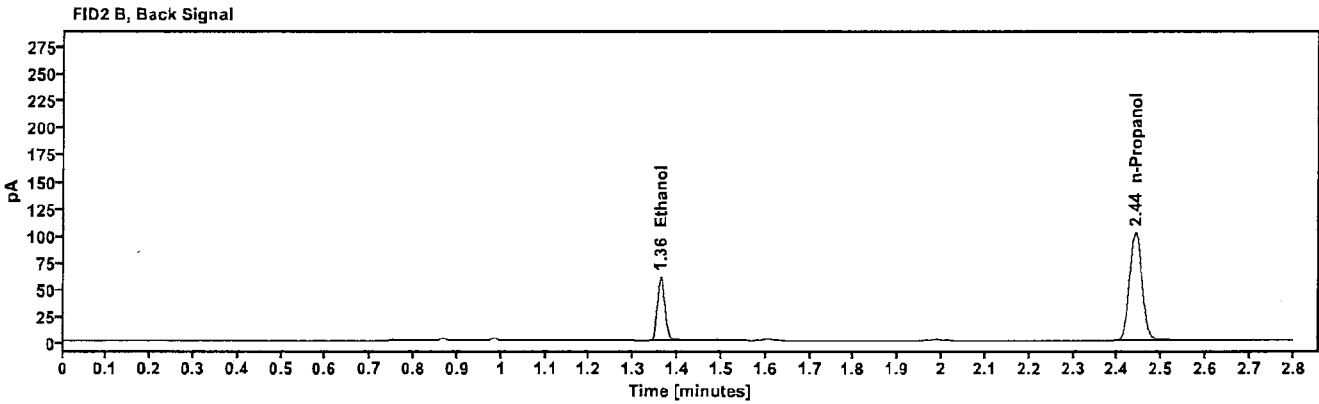
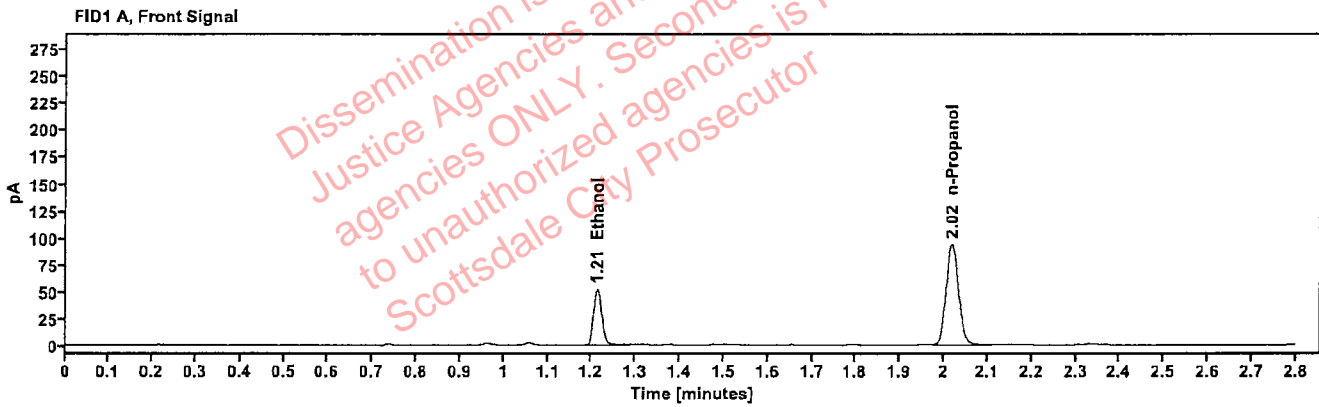


Table 1: FID 1 A (column DB-ALC1)

Compound	Amount (g/100mL)	Time (min)	Peak Area
>Ethanol	0.1006	1.213	66.414
n-Propanol	---	2.018	187.490

Table 2: FID 2 B (column DB-ALC2)

Compound	Time (min)	Peak Area
Ethanol	1.361	72.848
n-Propanol	2.441	202.033

Scottsdale Police Department Crime Lab Volatiles Analysis

Sample:	2403510-2	Vial:	17
Description:	[REDACTED]	LIMS ID:	[REDACTED]
Method:	ethanol quant.M	Sequence:	27Feb24 2
Instrument:	US14173023 CN14160045	Injection date:	2/27/2024 4:48:12 PM
Data file:	C:\Chem32\1\Data\27Feb24 2\17.D	Analyst:	Brooke

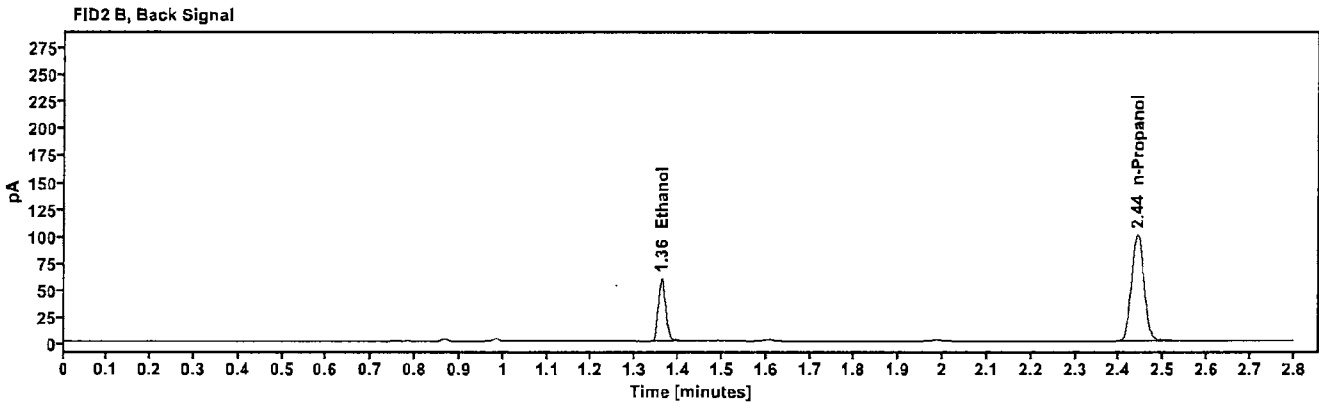
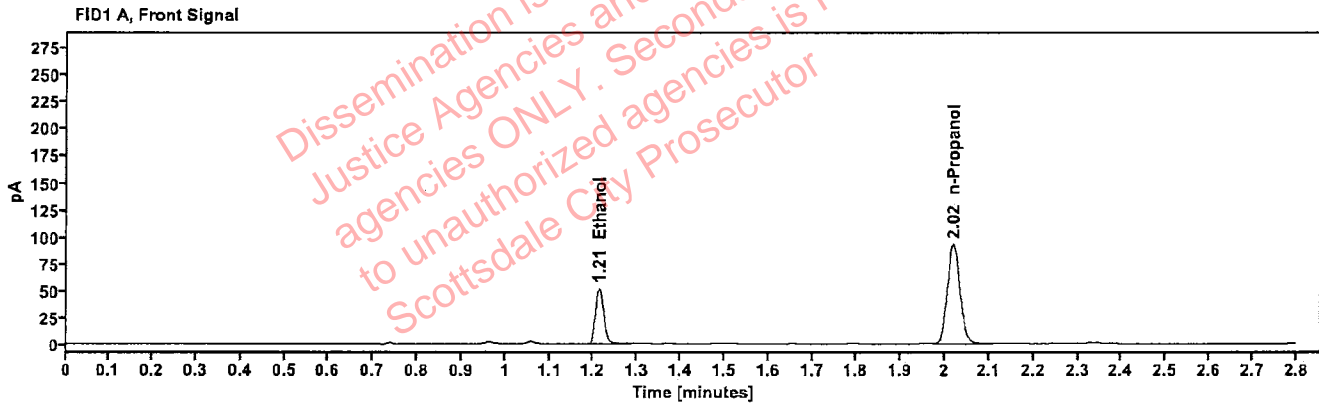


Table 1: FID 1 A (column DB-ALC1)

Compound	Amount (g/100mL)	Time (min)	Peak Area
>Ethanol	0.1008	1.213	65.729
n-Propanol	---	2.019	185.185

Table 2: FID 2 B (column DB-ALC2)

Compound	Time (min)	Peak Area
Ethanol	1.361	72.127
n-Propanol	2.441	200.059

Scottsdale Police Department Crime Lab Volatiles Analysis

Sample:	2401493-2	Vial:	18
Description:	[REDACTED]	LIMS ID:	[REDACTED]
Method:	ethanol quant.M	Sequence:	27Feb24 2
Instrument:	US14173023 CN14160045	Injection date:	2/27/2024 4:52:12 PM
Data file:	C:\Chem32\1\Data\27Feb24 2\18.D	Analyst:	Brooke

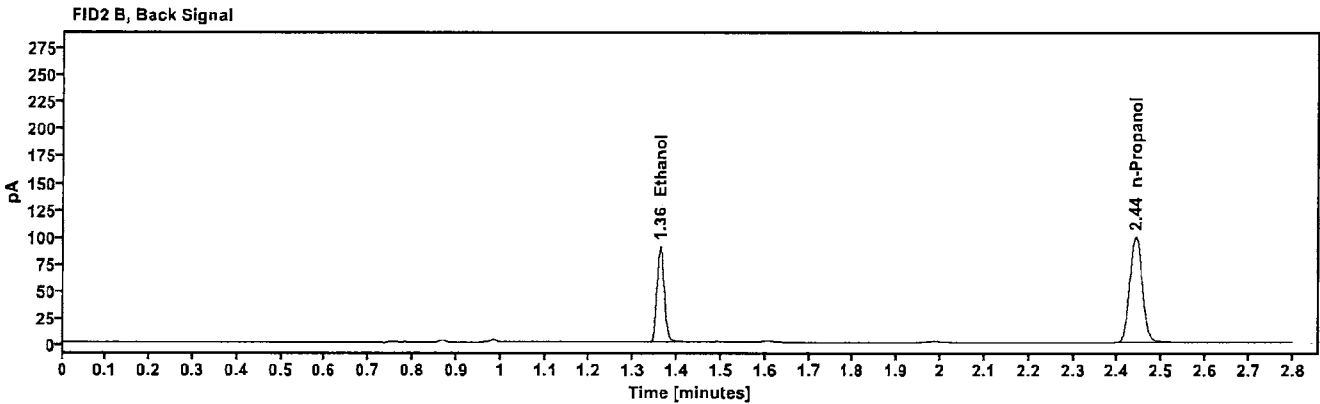
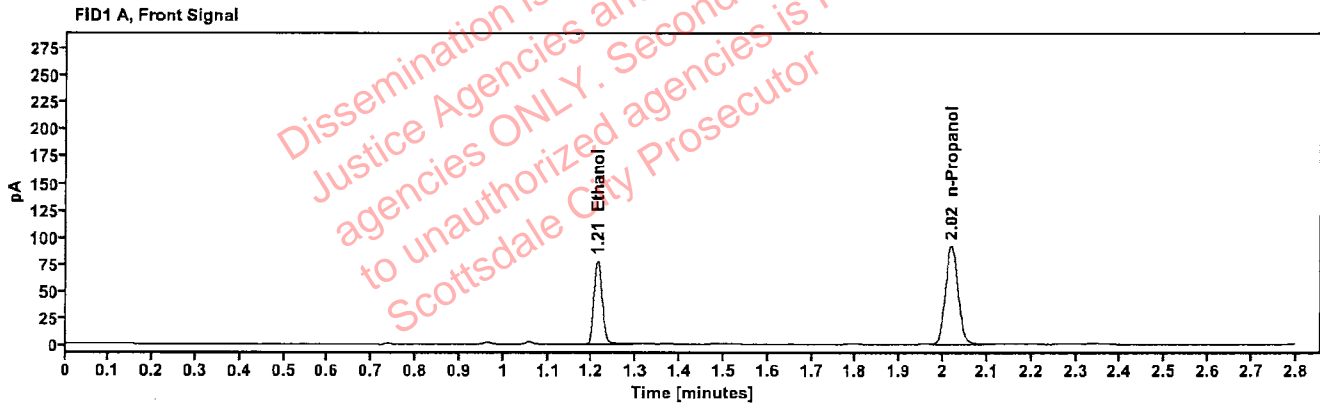


Table 1: FID 1 A (column DB-ALC1)

Compound	Amount (g/100mL)	Time (min)	Peak Area
>Ethanol	0.1533	1.212	99.111
n-Propanol	---	2.018	183.454

Table 2: FID 2 B (column DB-ALC2)

Compound	Time (min)	Peak Area
Ethanol	1.361	108.698
n-Propanol	2.440	198.058

Scottsdale Police Department Crime Lab Volatiles Analysis

Sample:	2401493-2	Vial:	19
Description:	[redacted]	LIMS ID:	[redacted]
Method:	ethanol quant.M	Sequence:	27Feb24 2
Instrument:	US14173023 CN14160045	Injection date:	2/27/2024 4:56:27 PM
Data file:	C:\Chem32\1\Data\27Feb24 2\19.D	Analyst:	Brooke

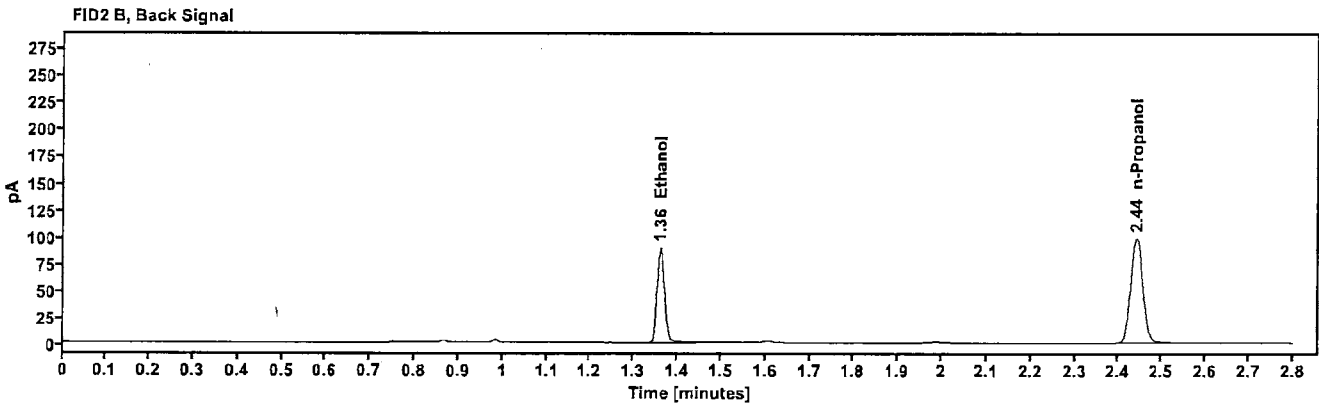
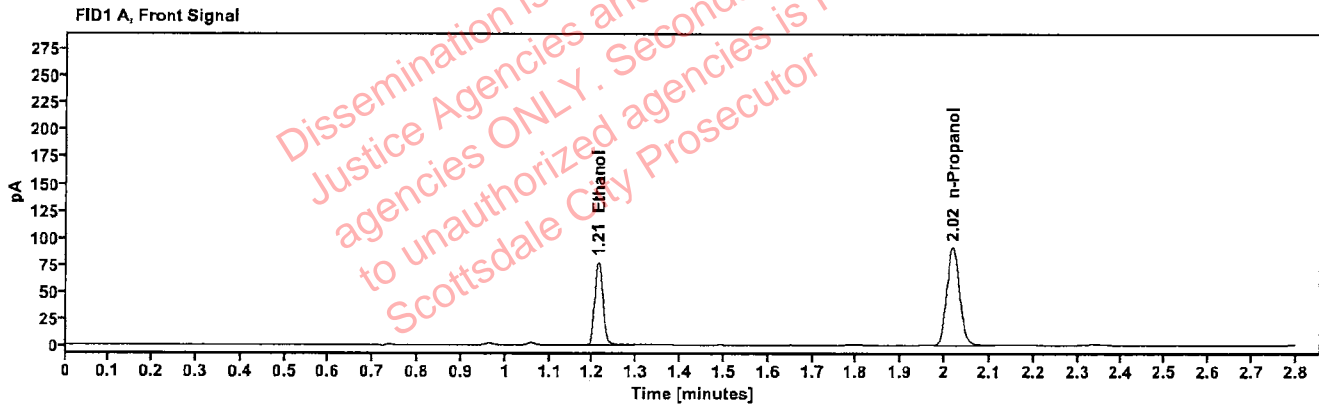


Table 1: FID 1 A (column DB-ALC1)

Compound	Amount (g/100mL)	Time (min)	Peak Area
>Ethanol	0.1531	1.212	98.455
n-Propanol	---	2.018	182.516

Table 2: FID 2 B (column DB-ALC2)

Compound	Time (min)	Peak Area
Ethanol	1.361	108.076
n-Propanol	2.440	196.637

Scottsdale Police Department Crime Lab Volatiles Analysis

Sample:	2403748-2	Vial:	21
Description:	[REDACTED]	LIMS ID:	[REDACTED]
Method:	ethanol quant.M	Sequence:	27Feb24 2
Instrument:	US14173023 CN14160045	Injection date:	2/27/2024 5:04:27 PM
Data file:	C:\Chem32\1\Data\27Feb24 2\21.D	Analyst:	Brooke

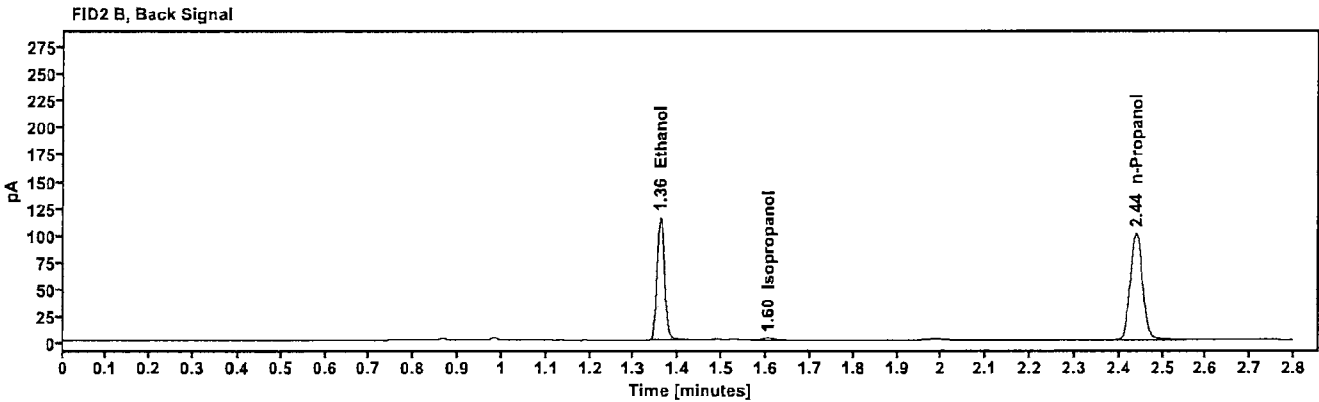
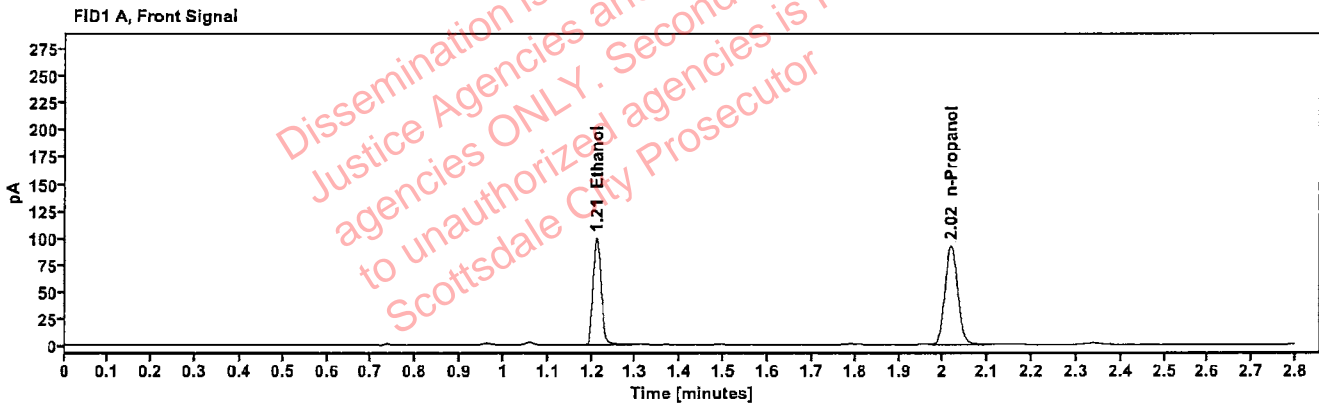


Table 1: FID 1 A (column DB-ALC1)

Compound	Amount (g/100mL)	Time (min)	Peak Area
>Ethanol	0.1946	1.211	126.428
n-Propanol	---	2.018	184.409

Table 2: FID 2 B (column DB-ALC2)

Compound	Time (min)	Peak Area
Ethanol	1.359	138.763
Isopropanol	1.605	3.812
n-Propanol	2.439	198.926

Scottsdale Police Department Crime Lab Volatiles Analysis

Sample:	2403748-2	Vial:	22
Description:	[REDACTED]	LIMS ID:	[REDACTED]
Method:	ethanol quant.M	Sequence:	27Feb24 2
Instrument:	US14173023 CN14160045	Injection date:	2/27/2024 5:08:26 PM
Data file:	C:\Chem32\1\Data\27Feb24 2\22.D	Analyst:	Brooke

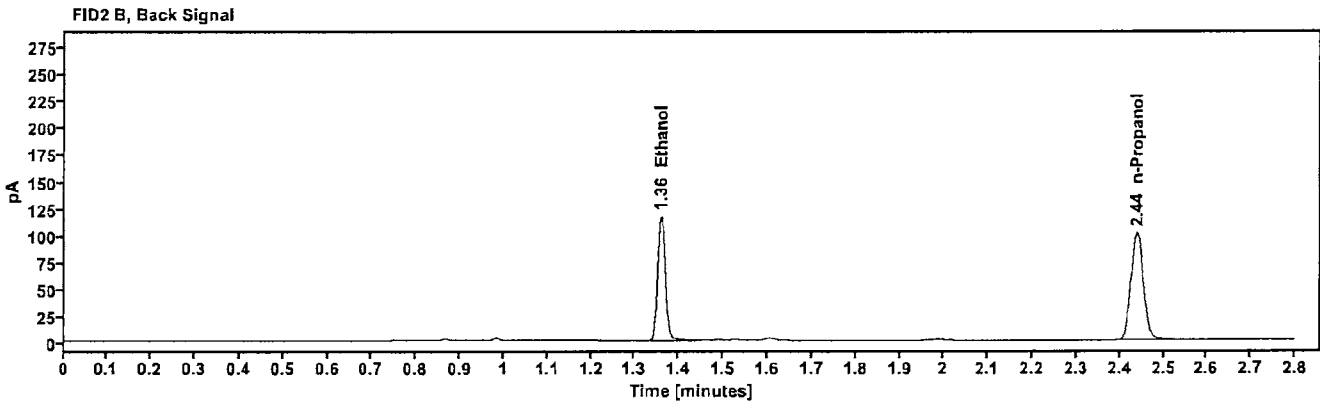
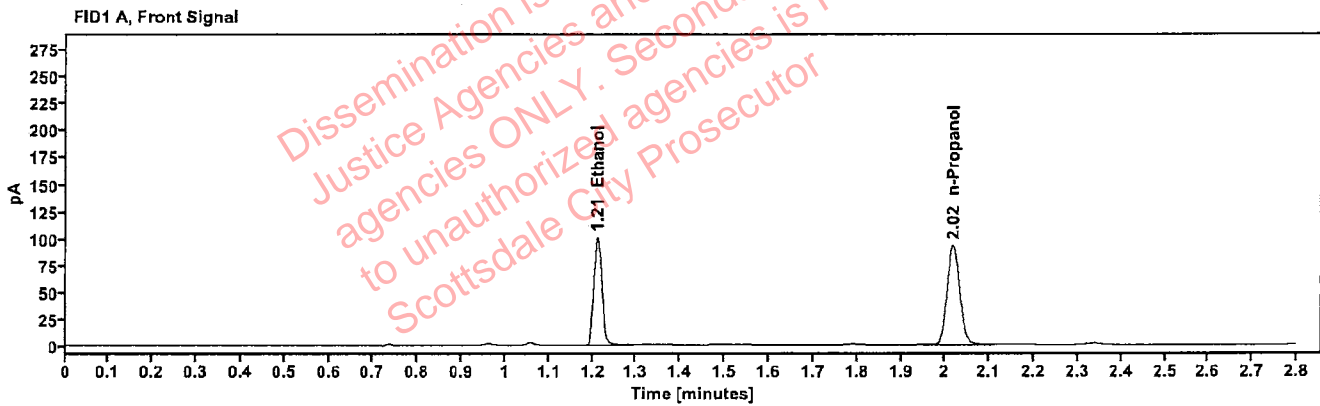


Table 1: FID 1 A (column DB-ALC1)

Compound	Amount (g/100mL)	Time (min)	Peak Area
>Ethanol	0.1946	1.211	127.730
n-Propanol	---	2.018	186.250

Table 2: FID 2 B (column DB-ALC2)

Compound	Time (min)	Peak Area
Ethanol	1.359	140.407
n-Propanol	2.439	200.358

Scottsdale Police Department Crime Lab Volatiles Analysis

Sample:	2403754-2	Vial:	23
Description:	[REDACTED]	LIMS ID:	[REDACTED]
Method:	ethanol quant.M	Sequence:	27Feb24 2
Instrument:	US14173023 CN14160045	Injection date:	2/27/2024 5:12:27 PM
Data file:	C:\Chem32\1\Data\27Feb24 2\23.D	Analyst:	Brooke

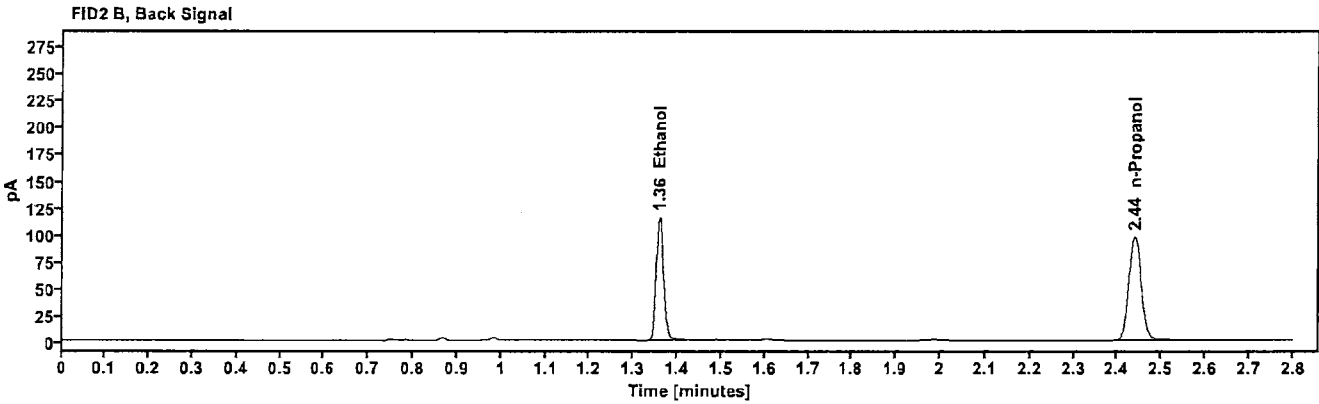
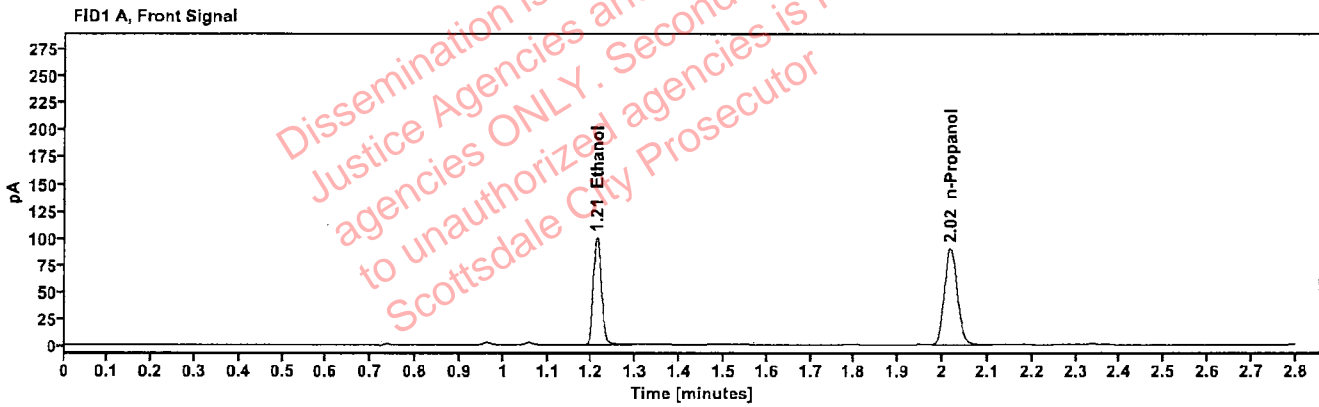


Table 1: FID 1 A (column DB-ALC1)

Compound	Amount (g/100mL)	Time (min)	Peak Area
>Ethanol	0.2007	1.211	126.923
n-Propanol	-----	2.018	179.509

Table 2: FID 2 B (column DB-ALC2)

Compound	Time (min)	Peak Area
Ethanol	1.359	139.163
n-Propanol	2.439	193.248

Scottsdale Police Department Crime Lab Volatiles Analysis

Sample:	2403754-2	Vial:	24
Description:	[REDACTED]	LIMS ID:	[REDACTED]
Method:	ethanol quant.M	Sequence:	27Feb24 2
Instrument:	US14173023 CN14160045	Injection date:	2/27/2024 5:16:28 PM
Data file:	C:\Chem32\1\Data\27Feb24 2\24.D	Analyst:	Brooke

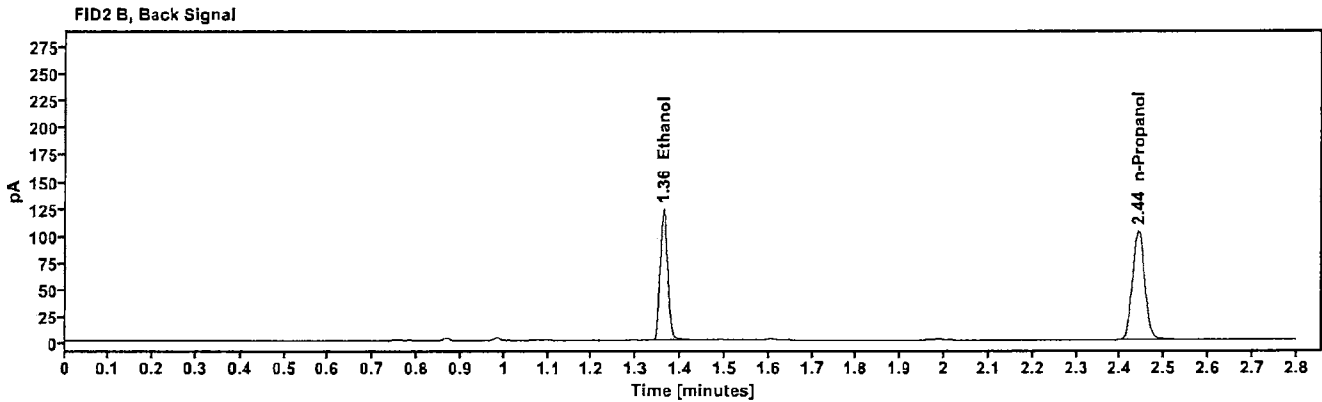
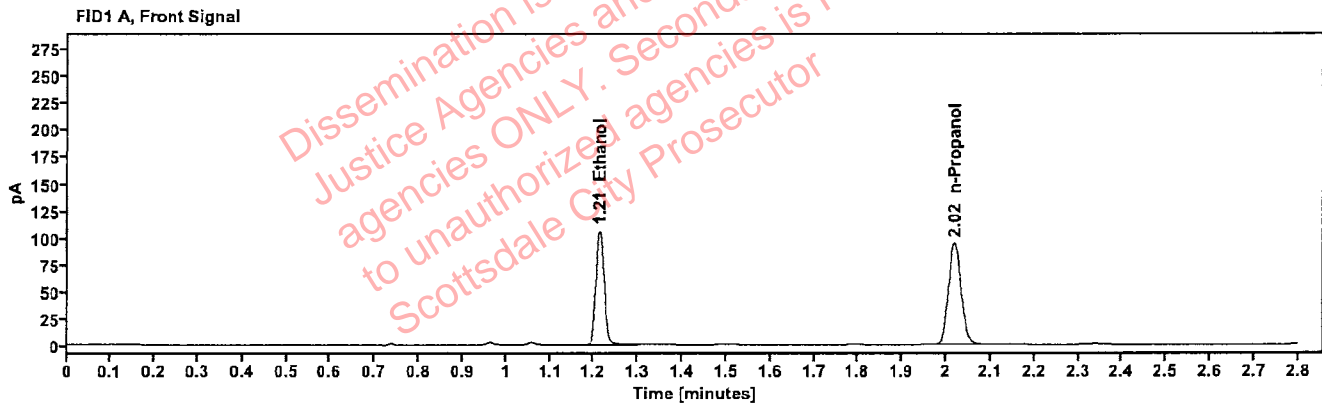


Table 1: FID 1 A (column DB-ALC1)

Compound	Amount (g/100mL)	Time (min)	Peak Area
>Ethanol	0.2053	1.212	135.888
n-Propanol	-----	2.019	187.835

Table 2: FID 2 B (column DB-ALC2)

Compound	Time (min)	Peak Area
Ethanol	1.361	149.374
n-Propanol	2.441	203.338

Scottsdale Police Department Crime Lab Volatiles Analysis

Sample:	2403678-1	Vial:	25
Description:	[REDACTED]	LIMS ID:	[REDACTED]
Method:	ethanol quant.M	Sequence:	27Feb24 2
Instrument:	US14173023 CN14160045	Injection date:	2/27/2024 5:20:42 PM
Data file:	C:\Chem32\1\Data\27Feb24 2\25.D	Analyst:	Brooke

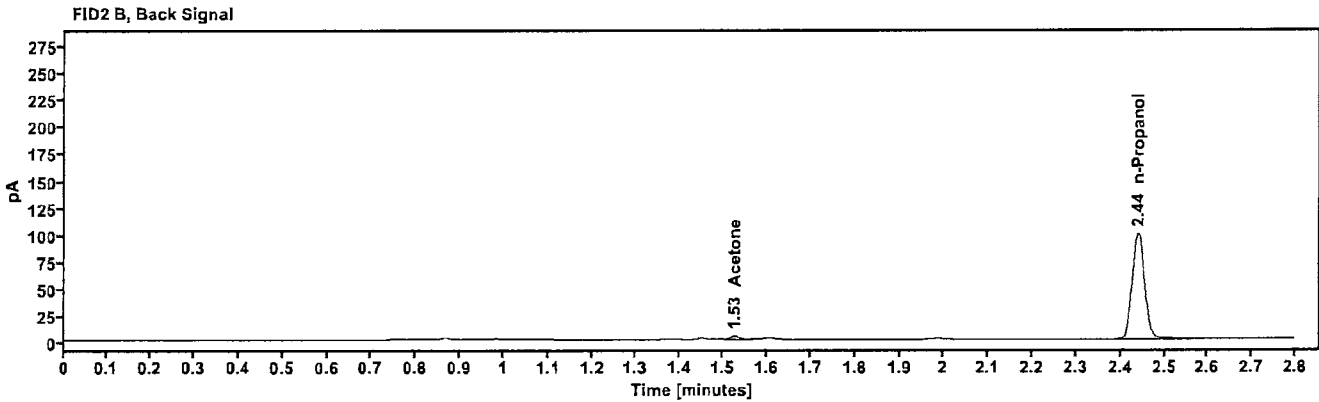
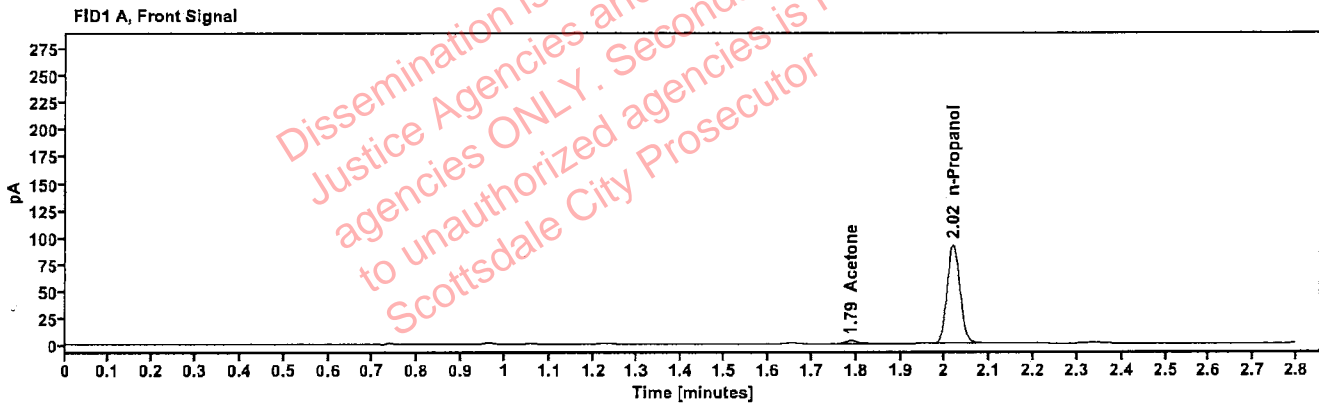


Table 1: FID 1 A (column DB-ALC1)

Compound	Amount (g/100mL)	Time (min)	Peak Area
Acetone	---	1.789	4.791
n-Propanol	---	2.018	182.617

Table 2: FID 2 B (column DB-ALC2)

Compound	Time (min)	Peak Area
Acetone	1.526	5.450
n-Propanol	2.440	198.507

Scottsdale Police Department Crime Lab Volatiles Analysis

Sample:	2403678-1	Vial:	26
Description:	[REDACTED]	LIMS ID:	[REDACTED]
Method:	ethanol quant.M	Sequence:	27Feb24 2
Instrument:	US14173023 CN14160045	Injection date:	2/27/2024 5:24:42 PM
Data file:	C:\Chem32\1\Data\27Feb24 2\26.D	Analyst:	Brooke

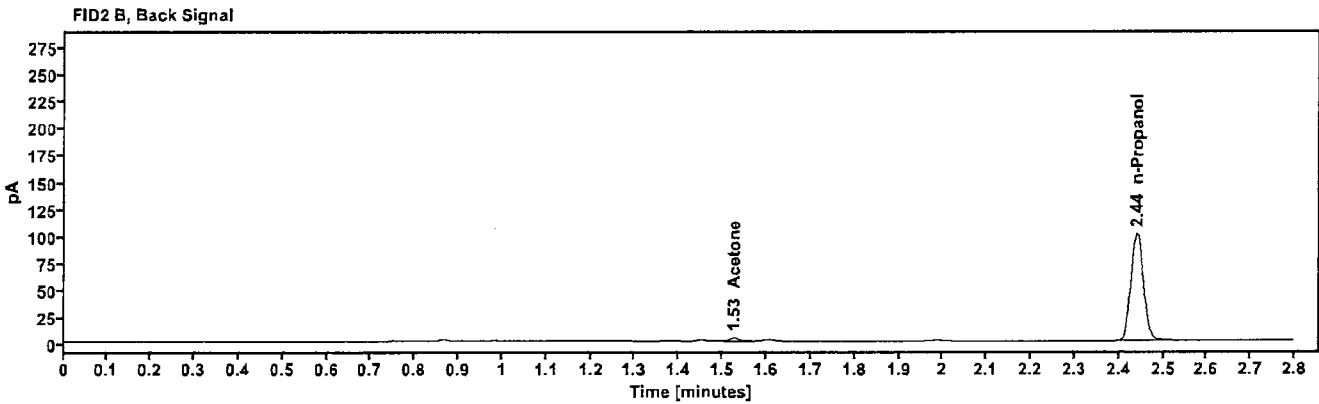
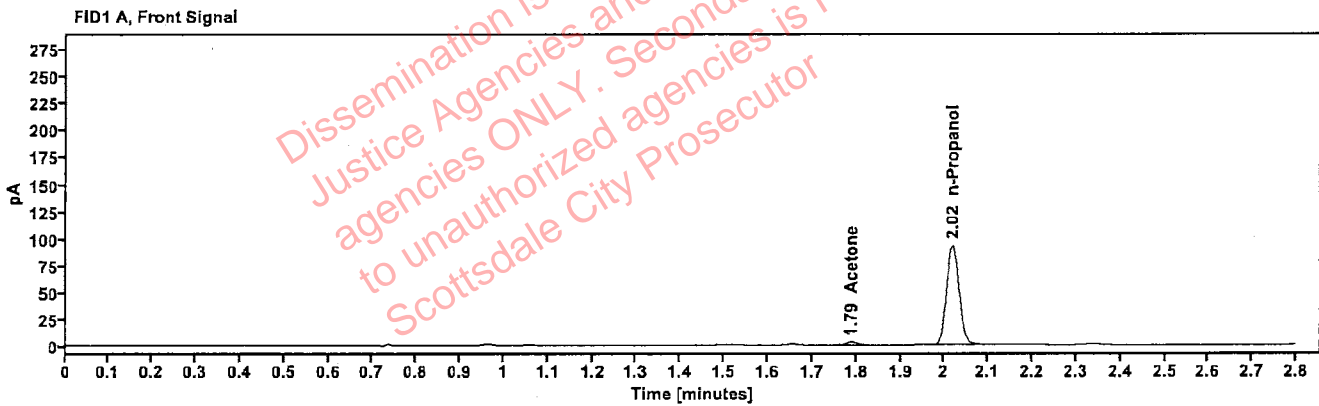


Table 1: FID 1 A (column DB-ALC1)

Compound	Amount (g/100mL)	Time (min)	Peak Area
Acetone	---	1.789	4.802
n-Propanol	---	2.019	185.057

Table 2: FID 2 B (column DB-ALC2)

Compound	Time (min)	Peak Area
Acetone	1.526	5,441
n-Propanol	2.441	200.928

Scottsdale Police Department Crime Lab Volatiles Analysis

Sample:	2403301-2	Vial:	27
Description:	[REDACTED]	LIMS ID:	[REDACTED]
Method:	ethanol quant.M	Sequence:	27Feb24 2
Instrument:	US14173023 CN14160045	Injection date:	2/27/2024 5:28:42 PM
Data file:	C:\Chem32\1\Data\27Feb24 2\27.D	Analyst:	Brooke

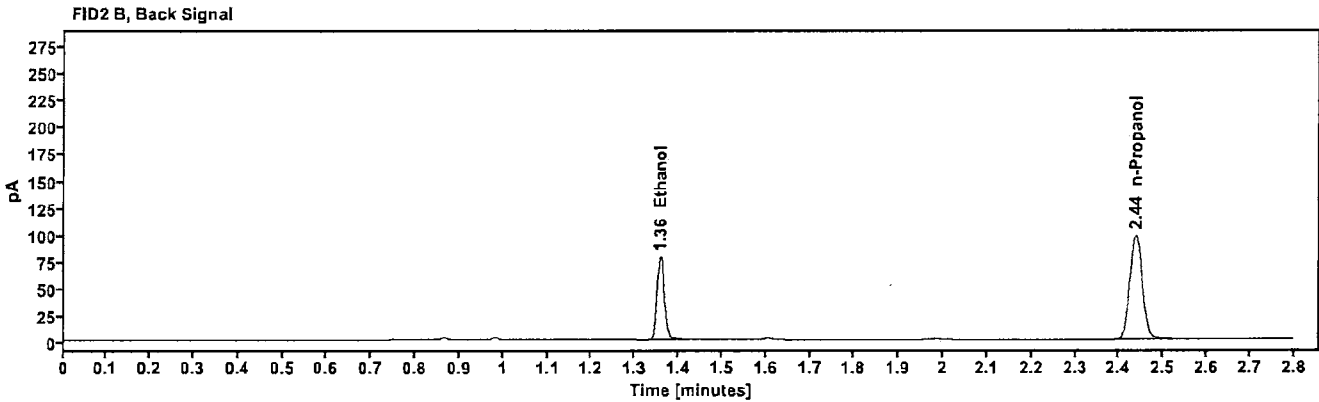
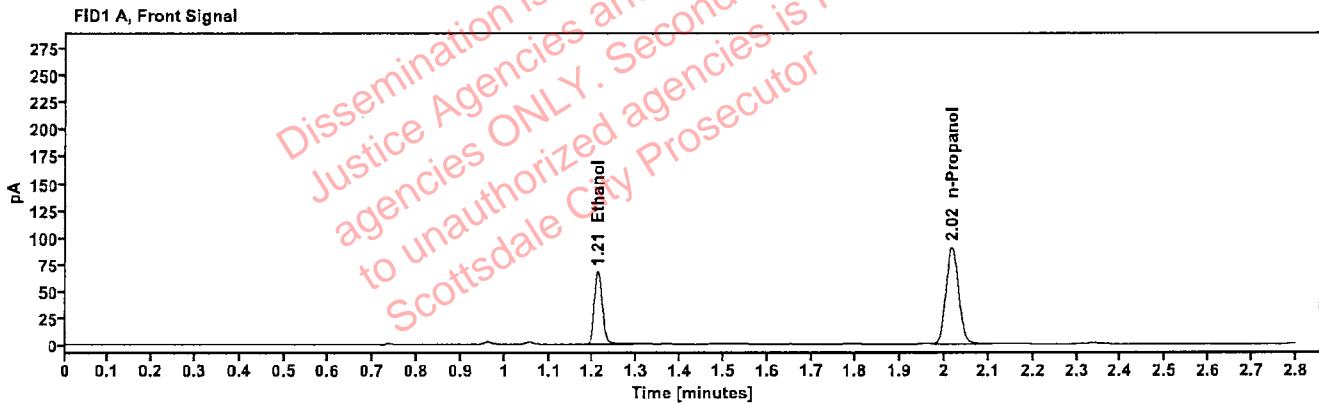


Table 1: FID 1 A (column DB-ALC1)

Compound	Amount (g/100mL)	Time (min)	Peak Area
>Ethanol	0.1348	1.210	85.679
n-Propanol	-----	2.016	180.344

Table 2: FID 2 B (column DB-ALC2)

Compound	Time (min)	Peak Area
Ethanol	1.358	93.882
n-Propanol	2.437	194.516

Scottsdale Police Department Crime Lab Volatiles Analysis

Sample:	2403301-2	Vial:	28
Description:	[REDACTED]	LIMS ID:	[REDACTED]
Method:	ethanol quant.M	Sequence:	27Feb24 2
Instrument:	US14173023 CN14160045	Injection date:	2/27/2024 5:32:42 PM
Data file:	C:\Chem32\1\Data\27Feb24 2\28.D	Analyst:	Brooke

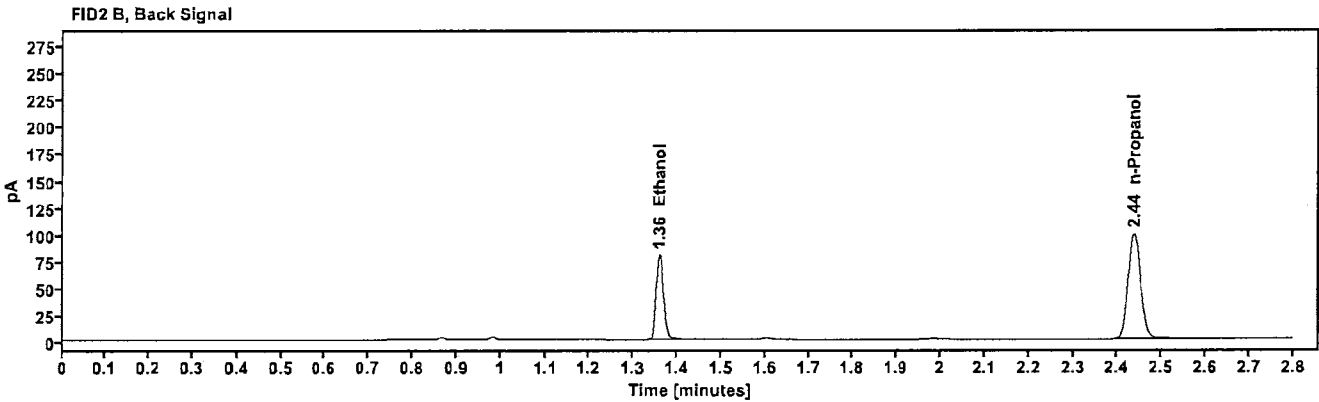
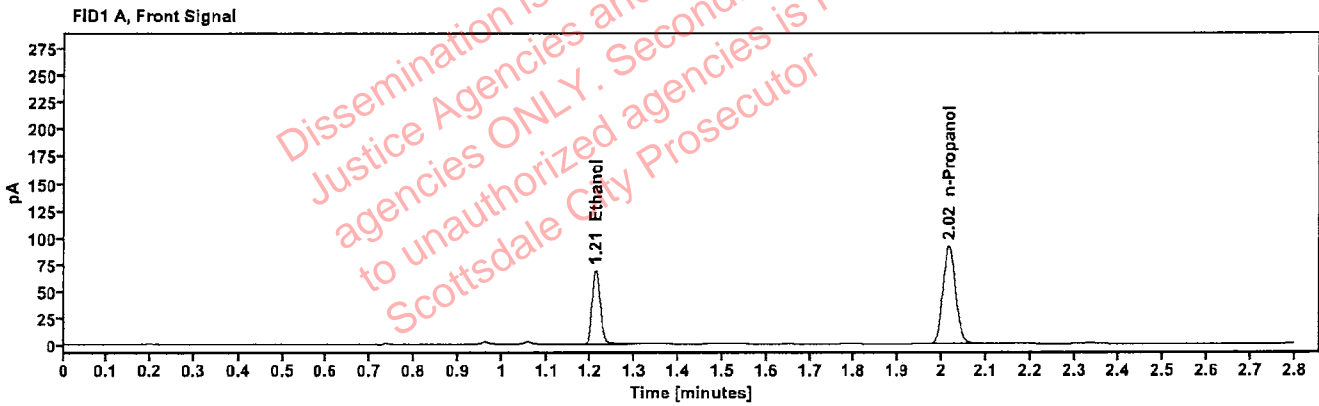


Table 1: FID 1 A (column DB-ALC1)

Compound	Amount (g/100mL)	Time (min)	Peak Area
>Ethanol	0.1367	1.211	87.434
n-Propanol	---	2.016	181.573

Table 2: FID 2 B (column DB-ALC2)

Compound	Time (min)	Peak Area
Ethanol	1.359	95.578
n-Propanol	2.437	196.672

Scottsdale Police Department Crime Lab Volatiles Analysis

Sample:	2403362-1	Vial:	29
Description:	[REDACTED]	LIMS ID:	[REDACTED]
Method:	ethanol quant.M	Sequence:	27Feb24 2
Instrument:	US14173023 CN14160045	Injection date:	2/27/2024 5:36:42 PM
Data file:	C:\Chem32\1\Data\27Feb24 2\29.D	Analyst:	Brooke

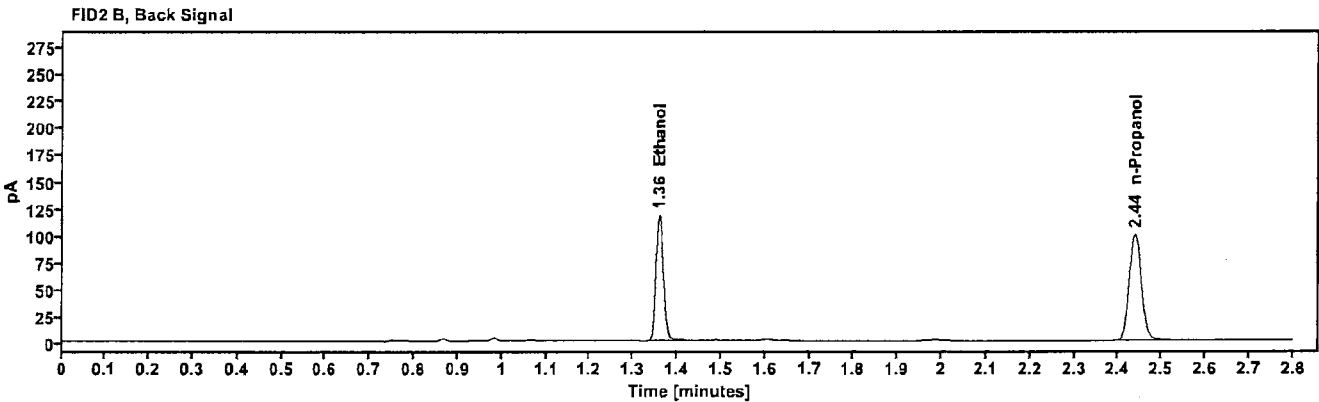
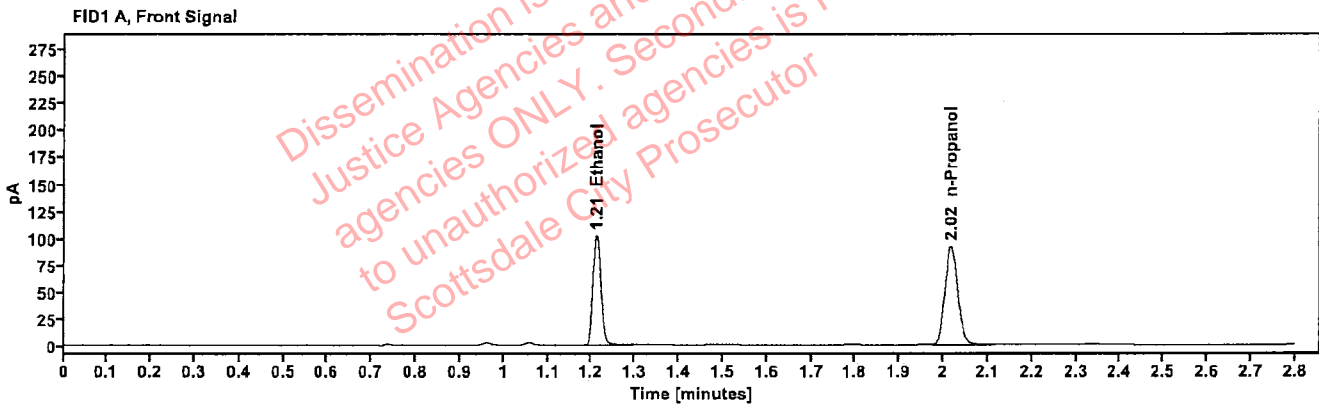


Table 1: FID 1 A (column DB-ALC1)

Compound	Amount (g/100mL)	Time (min)	Peak Area
>Ethanol	0.2001	1.211	129.805
n-Propanol	—	2.017	184.063

Table 2: FID 2 B (column DB-ALC2)

Compound	Time (min)	Peak Area
Ethanol	1.359	142.210
n-Propanol	2.439	198.444

Scottsdale Police Department Crime Lab Volatiles Analysis

Sample:	2403362-1	Vial:	30
Description:	[REDACTED]	LIMS ID:	[REDACTED]
Method:	ethanol quant.M	Sequence:	27Feb24 2
Instrument:	US14173023 CN14160045	Injection date:	2/27/2024 5:40:42 PM
Data file:	C:\Chem32\1\Data\27Feb24 2\30.D	Analyst:	Brooke

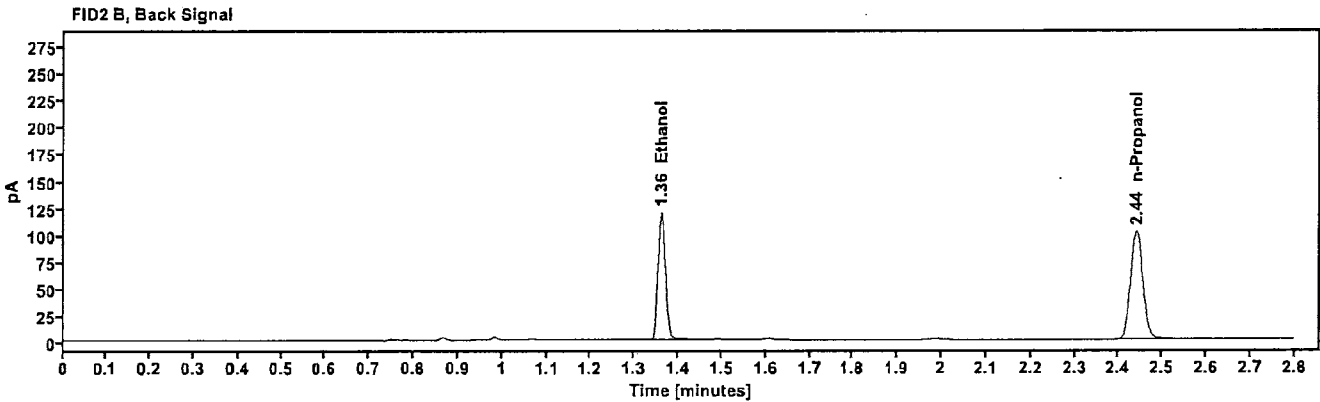
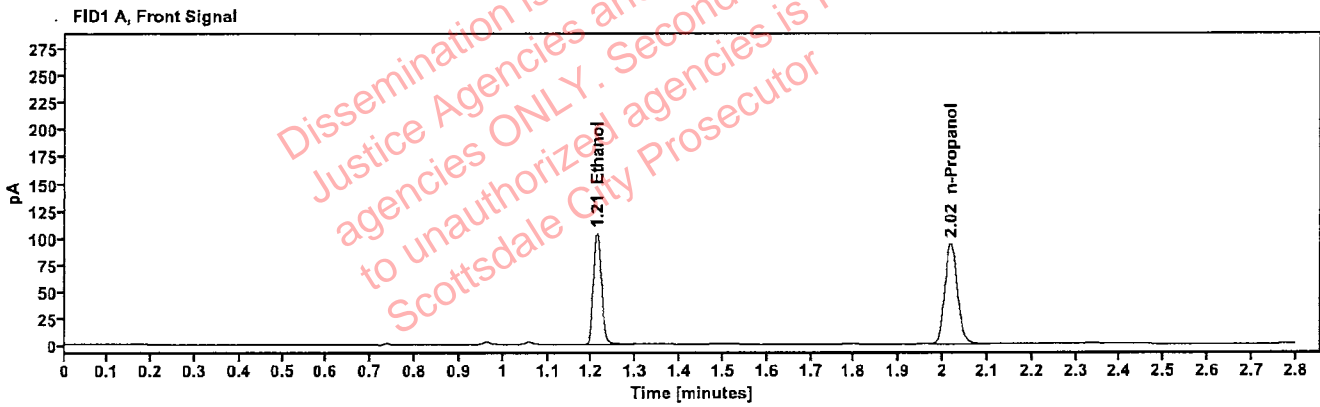


Table 1: FID 1 A (column DB-ALC1)

Compound	Amount (g/100mL)	Time (min)	Peak Area
>Ethanol	0.2002	1.212	131.950
n-Propanol	-----	2.018	187.053

Table 2: FID 2 B (column DB-ALC2)

Compound	Time (min)	Peak Area
Ethanol	1.360	144.911
n-Propanol	2.440	201.674

Scottsdale Police Department Crime Lab Volatiles Analysis

Sample:	2403835-2	Vial:	32
Description:	[REDACTED]	LIMS ID:	[REDACTED]
Method:	ethanol quant.M	Sequence:	27Feb24 2
Instrument:	US14173023 CN14160045	Injection date:	2/27/2024 5:48:57 PM
Data file:	C:\Chem32\1\Data\27Feb24 2\32.D	Analyst:	Brooke

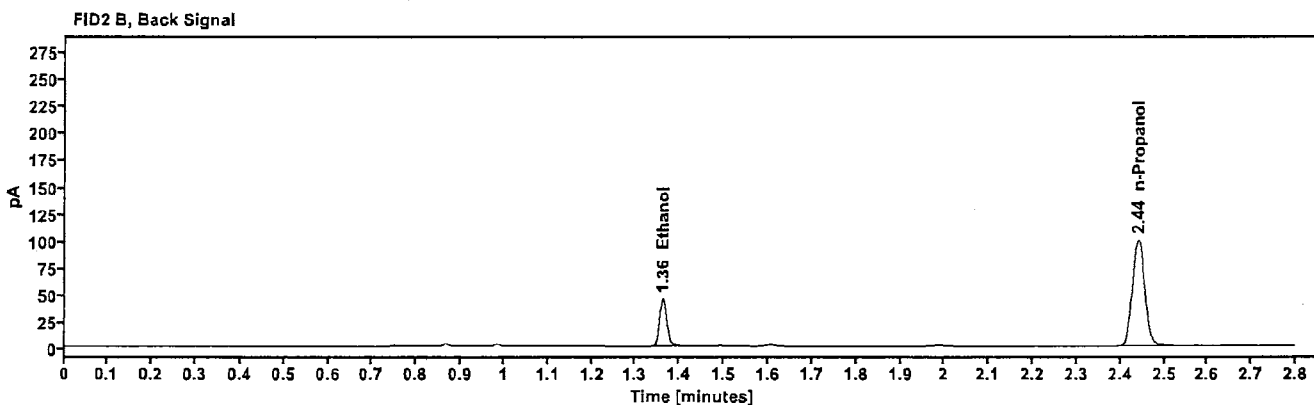
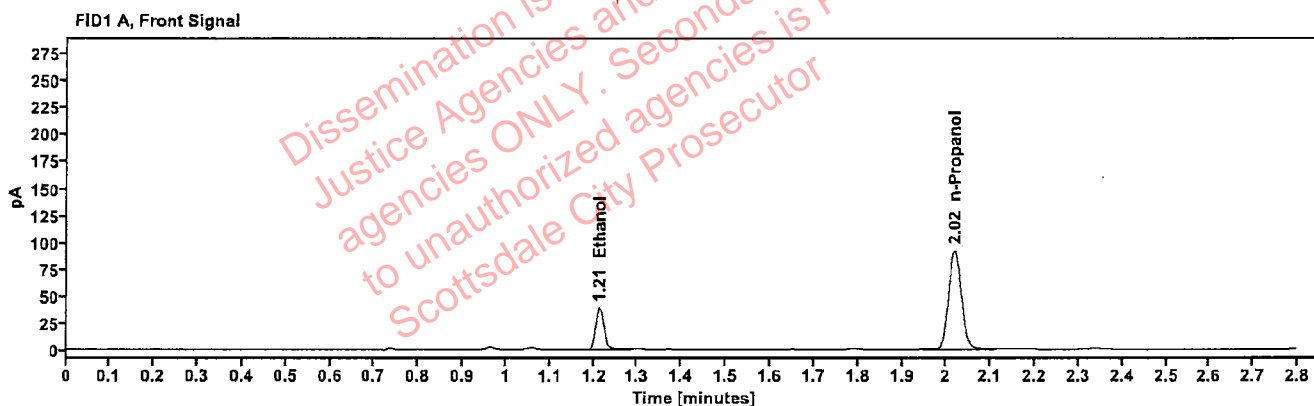


Table 1: FID 1 A (column DB-ALC1)

Compound	Amount (g/100mL)	Time (min)	Peak Area
>Ethanol	0.0766	1.213	49.742
n-Propanol	---	2.018	184.417

Table 2: FID 2 B (column DB-ALC2)

Compound	Time (min)	Peak Area
Ethanol	1.361	54.545
n-Propanol	2.440	198.198

Scottsdale Police Department Crime Lab Volatiles Analysis

Sample:	2403835-2	Vial:	33
Description:	[REDACTED]	LIMS ID:	[REDACTED]
Method:	ethanol quant.M	Sequence:	27Feb24 2
Instrument:	US14173023 CN14160045	Injection date:	2/27/2024 5:52:57 PM
Data file:	C:\Chem32\1\Data\27Feb24 2\33.D	Analyst:	Brooke

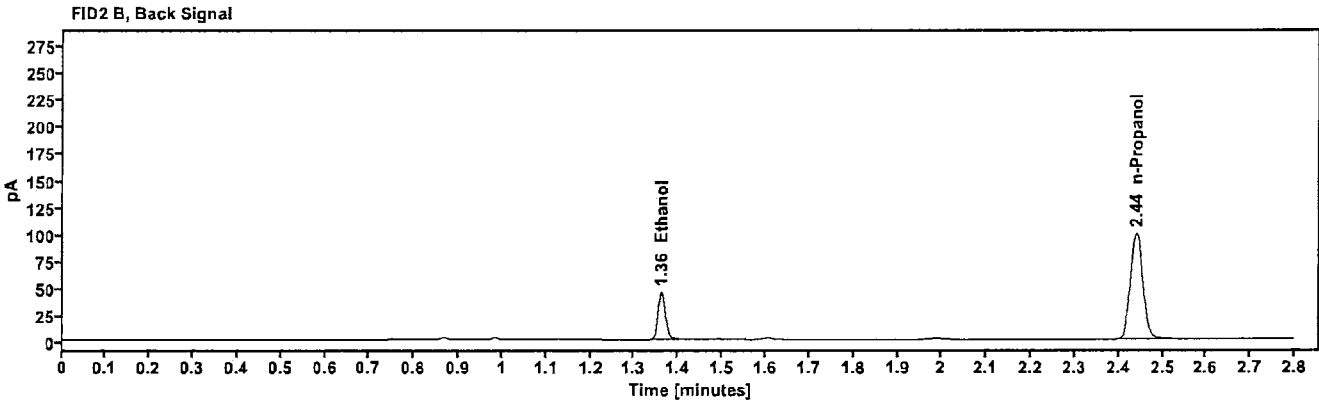
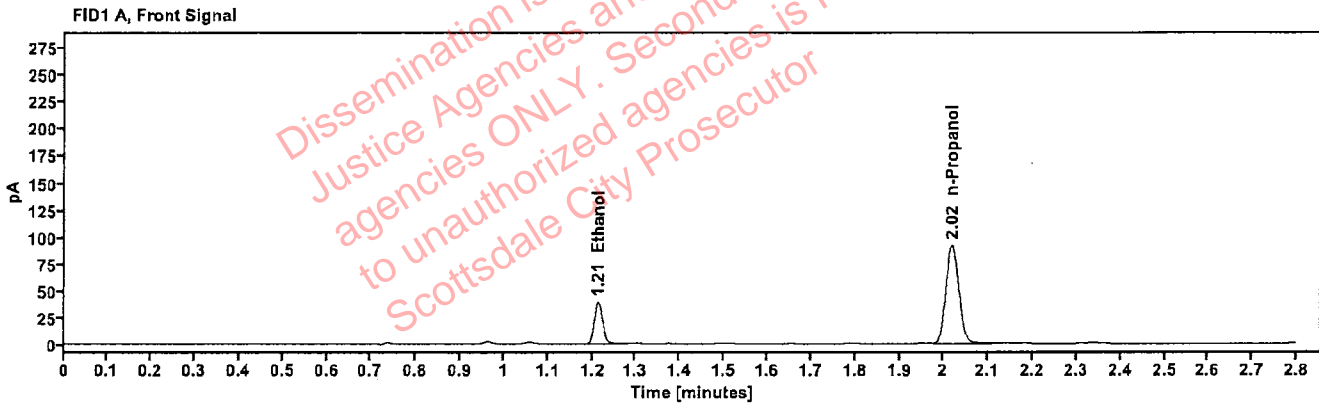


Table 1: FID 1 A (column DB-ALC1)

Compound	Amount (g/100mL)	Time (min)	Peak Area
>Ethanol	0.0768	1.213	49.684
n-Propanol	---	2.018	183.784

Table 2: FID 2 B (column DB-ALC2)

Compound	Time (min)	Peak Area
Ethanol	1.361	54.566
n-Propanol	2.440	198.120

Scottsdale Police Department Crime Lab Volatiles Analysis

Sample:	2403833-2	Vial:	34
Description:	[REDACTED]	LIMS ID:	[REDACTED]
Method:	ethanol quant.M	Sequence:	27Feb24 2
Instrument:	US14173023 CN14160045	Injection date:	2/27/2024 5:56:57 PM
Data file:	C:\Chem32\1\Data\27Feb24 2\34.D	Analyst:	Brooke

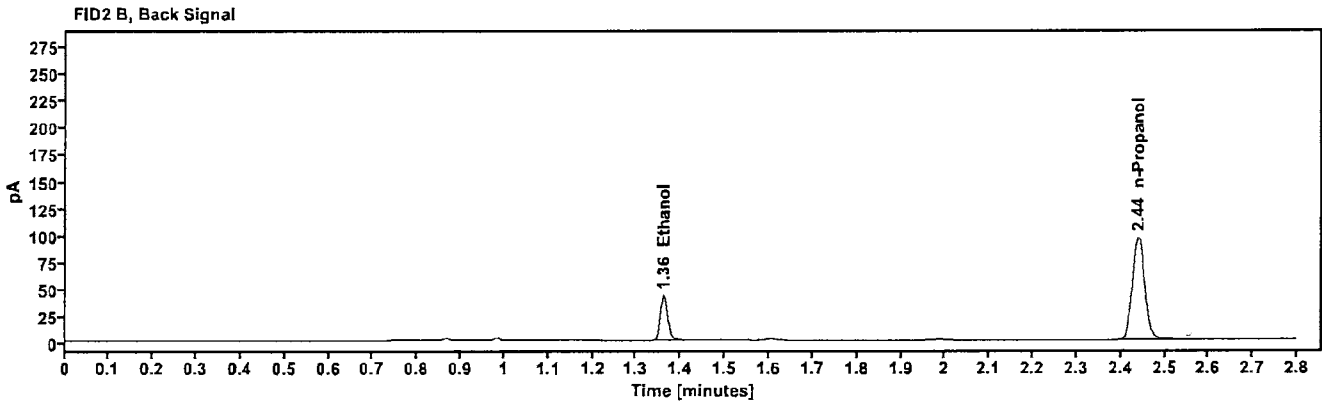
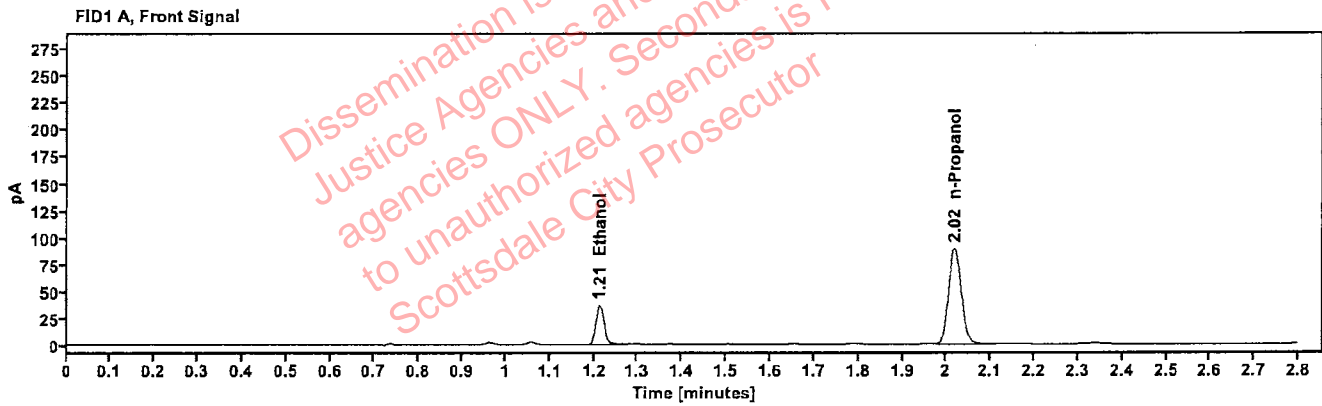


Table 1: FID 1 A (column DB-ALC1)

Compound	Amount (g/100mL)	Time (min)	Peak Area
>Ethanol	0.0745	1.213	46.773
n-Propanol	---	2.018	178.327

Table 2: FID 2 B (column DB-ALC2)

Compound	Time (min)	Peak Area
Ethanol	1.361	51.370
n-Propanol	2.440	192.006

Scottsdale Police Department Crime Lab Volatiles Analysis

Sample:	2403833-2	Vial:	35
Description:	[REDACTED]	LIMS ID:	[REDACTED]
Method:	ethanol quant.M	Sequence:	27Feb24 2
Instrument:	US14173023 CN14160045	Injection date:	2/27/2024 6:00:57 PM
Data file:	C:\Chem32\1\Data\27Feb24 2\35.D	Analyst:	Brooke

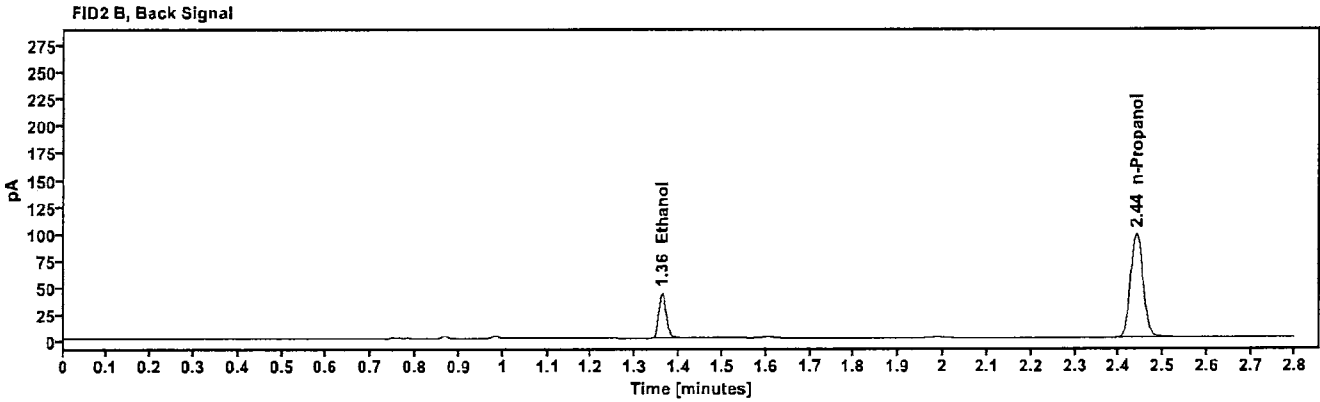
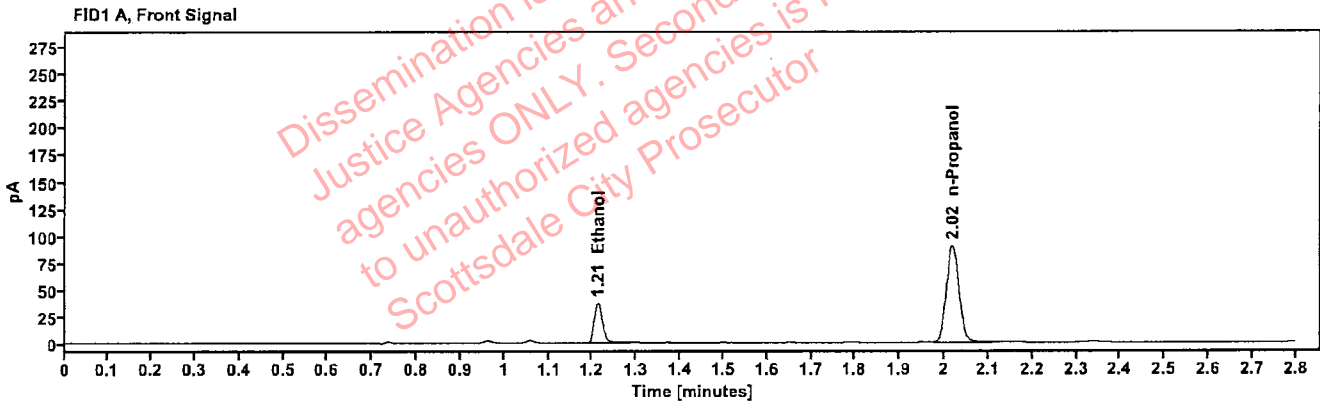


Table 1: FID 1 A (column DB-ALC1)

Compound	Amount (g/100mL)	Time (min)	Peak Area
>Ethanol	0.0751	1.212	47.647
n-Propanol	---	2.018	180.258

Table 2: FID 2 B (column DB-ALC2)

Compound	Time (min)	Peak Area
Ethanol	1.360	52.058
n-Propanol	2.440	194.524

Scottsdale Police Department Crime Lab Volatiles Analysis

Sample:	2403900-12	Vial:	36
Description:	[REDACTED]	LIMS ID:	[REDACTED]
Method:	ethanol quant.M	Sequence:	27Feb24 2
Instrument:	US14173023 CN14160045	Injection date:	2/27/2024 6:04:57 PM
Data file:	C:\Chem32\1\Data\27Feb24 2\36.D	Analyst:	Brooke

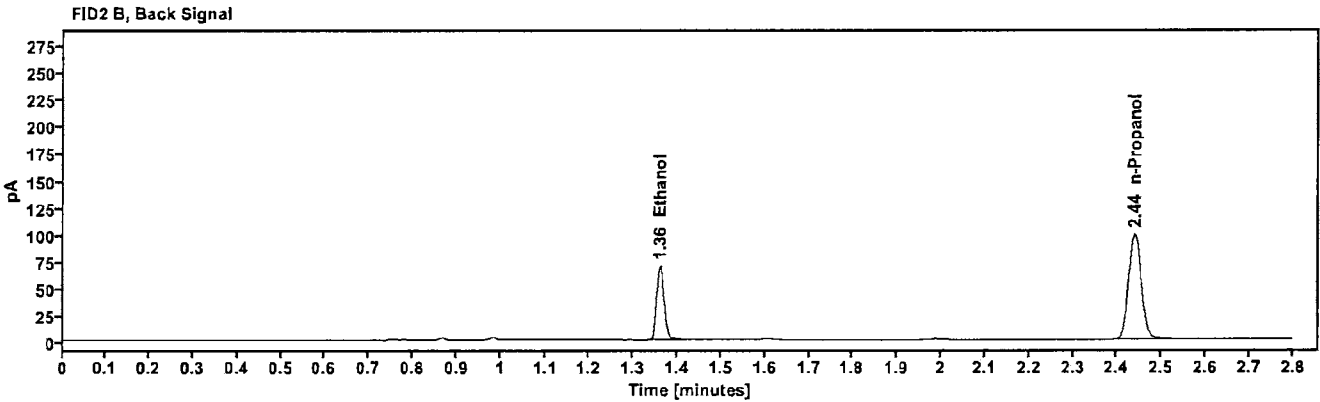
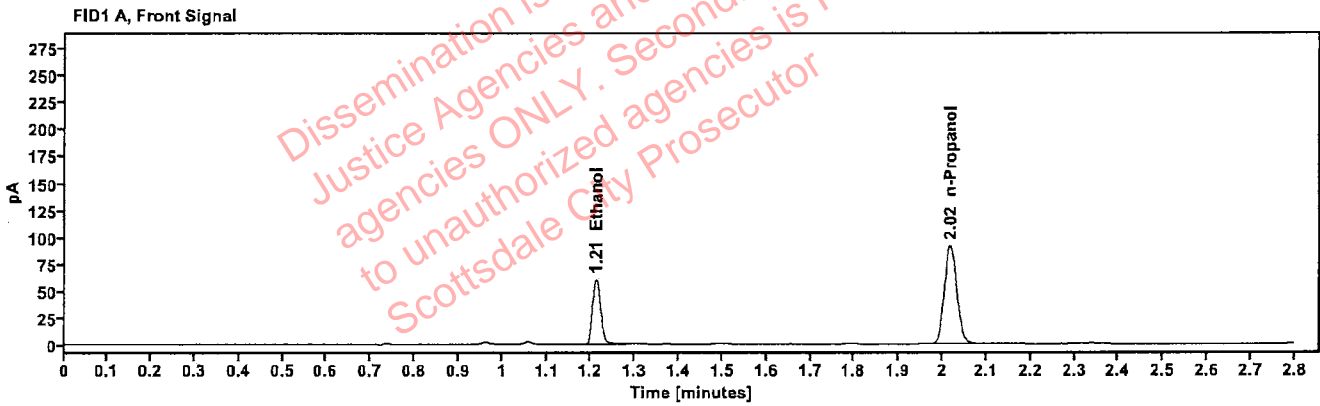


Table 1: FID 1 A (column DB-ALC1)

Compound	Amount (g/100mL)	Time (min)	Peak Area
>Ethanol	0.1199	1.212	76.671
n-Propanol	---	2.018	181.570

Table 2: FID 2 B (column DB-ALC2)

Compound	Time (min)	Peak Area
Ethanol	1.360	84.108
n-Propanol	2.439	196.634

Scottsdale Police Department Crime Lab Volatiles Analysis

Sample:	2403900-12	Vial:	37
Description:	[REDACTED]	LIMS ID:	[REDACTED]
Method:	ethanol quant.M	Sequence:	27Feb24 2
Instrument:	US14173023 CN14160045	Injection date:	2/27/2024 6:09:12 PM
Data file:	C:\Chem32\1\Data\27Feb24 2\37.D	Analyst:	Brooke

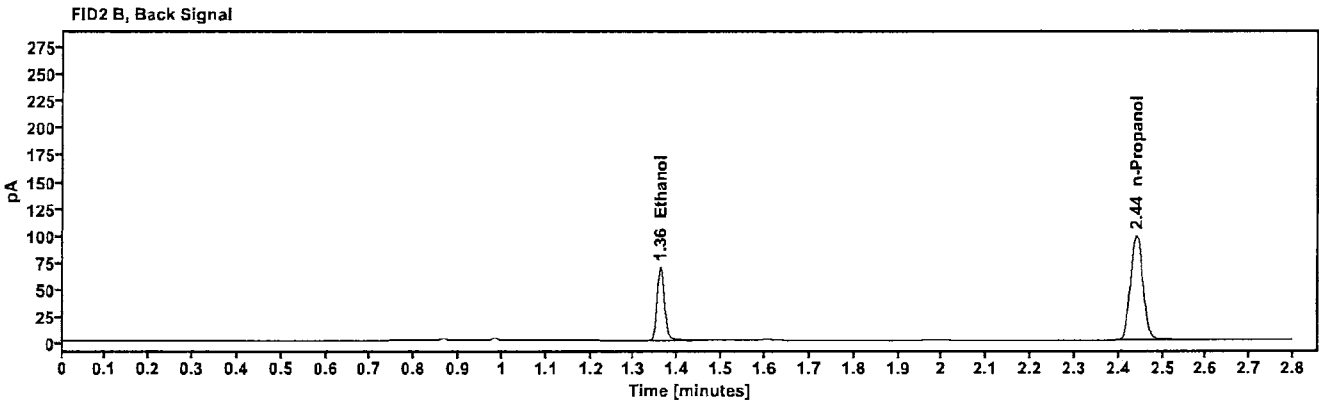
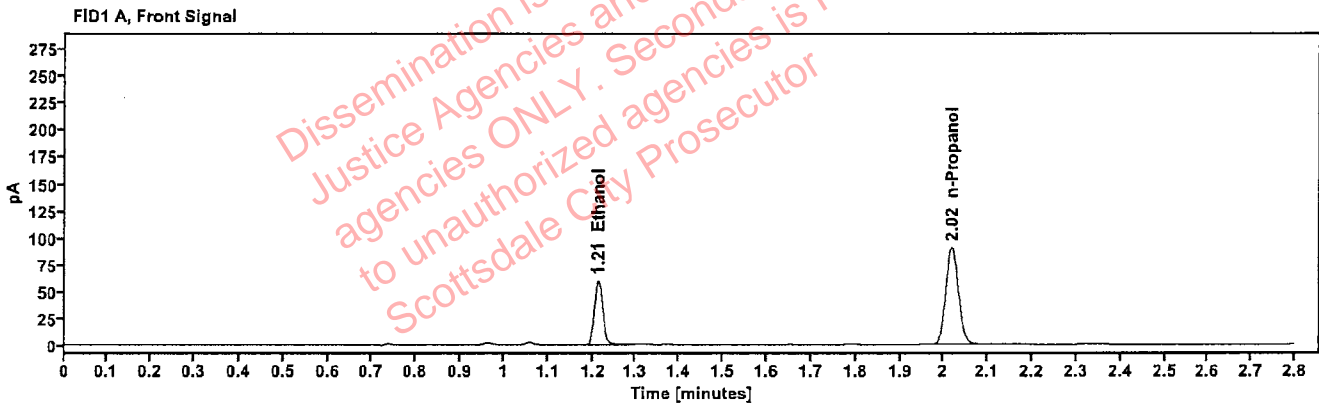


Table 1: FID 1 A (column DB-ALC1)

Compound	Amount (g/100mL)	Time (min)	Peak Area
>Ethanol	0.1202	1.212	76.388
n-Propanol	—	2.018	180.421

Table 2: FID 2 B (column DB-ALC2)

Compound	Time (min)	Peak Area
Ethanol	1.361	83.577
n-Propanol	2.440	195.267

Scottsdale Police Department Crime Lab Volatiles Analysis

Sample:	2403837-2	Vial:	38
Description:	[REDACTED]	LIMS ID:	[REDACTED]
Method:	ethanol quant.M	Sequence:	27Feb24 2
Instrument:	US14173023 CN14160045	Injection date:	2/27/2024 6:13:12 PM
Data file:	C:\Chem32\1\Data\27Feb24 2\38.D	Analyst:	Brooke

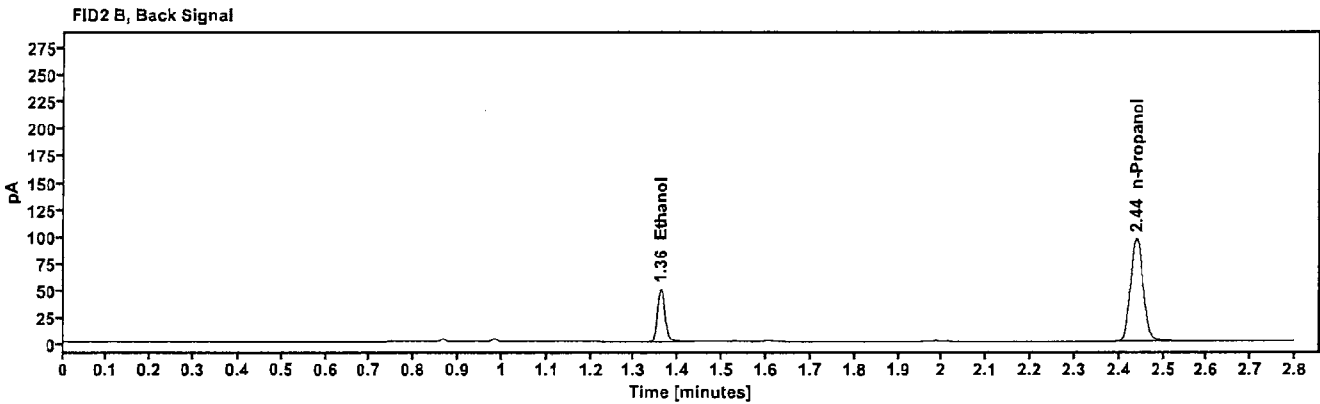
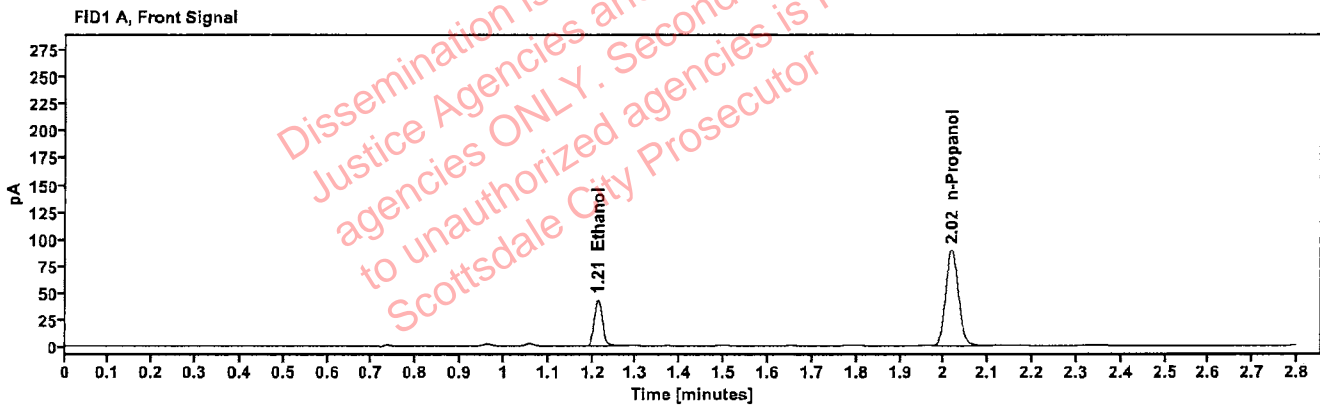


Table 1: FID 1 A (column DB-ALC1)

Compound	Amount (g/100mL)	Time (min)	Peak Area
>Ethanol	0.0874	1.212	55.069
n-Propanol	-----	2.018	178.884

Table 2: FID 2 B (column DB-ALC2)

Compound	Time (min)	Peak Area
Ethanol	1.360	60.335
n-Propanol	2.439	192.758

Scottsdale Police Department Crime Lab Volatiles Analysis

Sample:	2403837-2	Vial:	39
Description:	[REDACTED]	LIMS ID:	[REDACTED]
Method:	ethanol quant.M	Sequence:	27Feb24 2
Instrument:	US14173023 CN14160045	Injection date:	2/27/2024 6:17:12 PM
Data file:	C:\Chem32\1\Data\27Feb24 2\39.D	Analyst:	Brooke

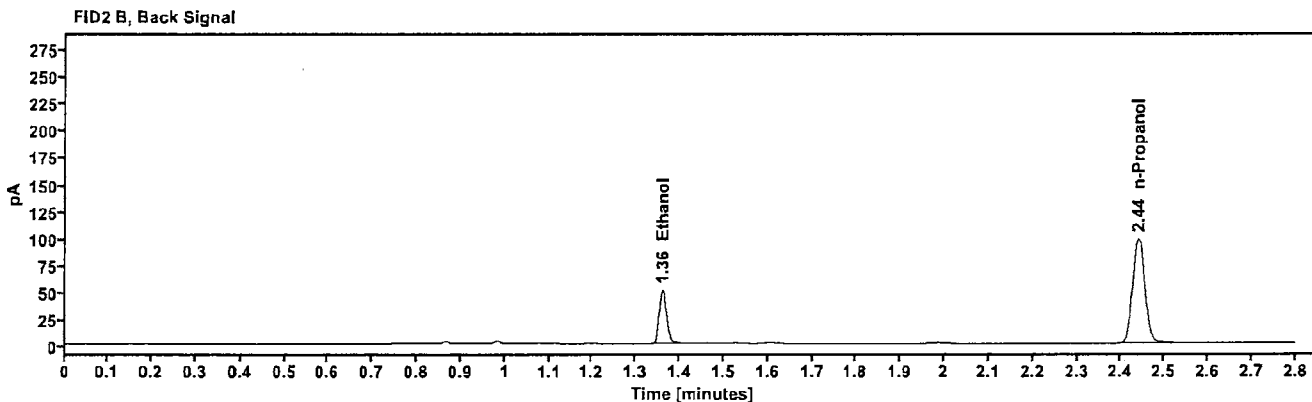
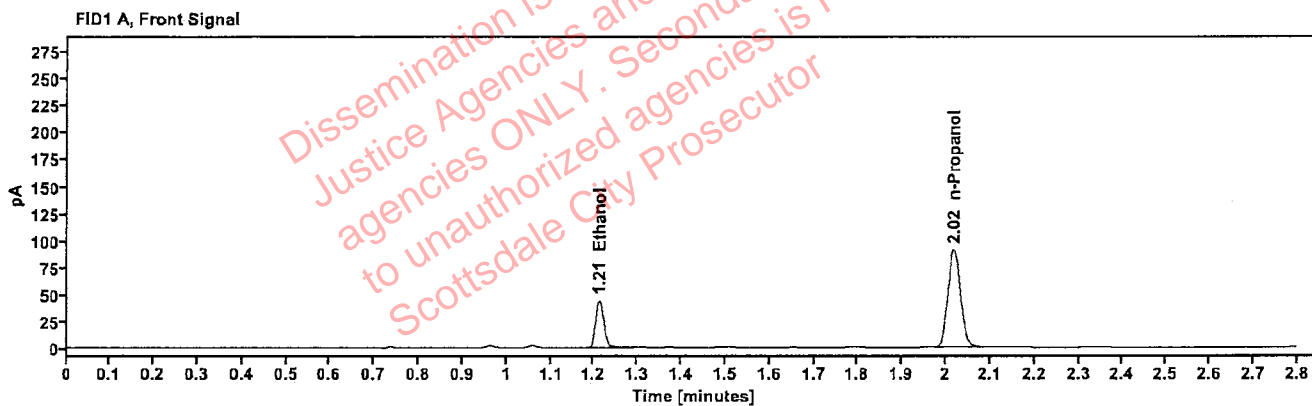


Table 1: FID 1 A (column DB-ALC1)

Compound	Amount (g/100mL)	Time (min)	Peak Area
>Ethanol	0.0885	1.212	56.402
n-Propanol	---	2.018	180.864

Table 2: FID 2 B (column DB-ALC2)

Compound	Time (min)	Peak Area
Ethanol	1.361	61.545
n-Propanol	2.440	196.241

Scottsdale Police Department Crime Lab Volatiles Analysis

Sample:	2403947-2	Vial:	40
Description:	[REDACTED]	LIMS ID:	[REDACTED]
Method:	ethanol quant.M	Sequence:	27Feb24 2
Instrument:	US14173023 CN14160045	Injection date:	2/27/2024 6:21:12 PM
Data file:	C:\Chem32\1\Data\27Feb24 2\40.D	Analyst:	Brooke

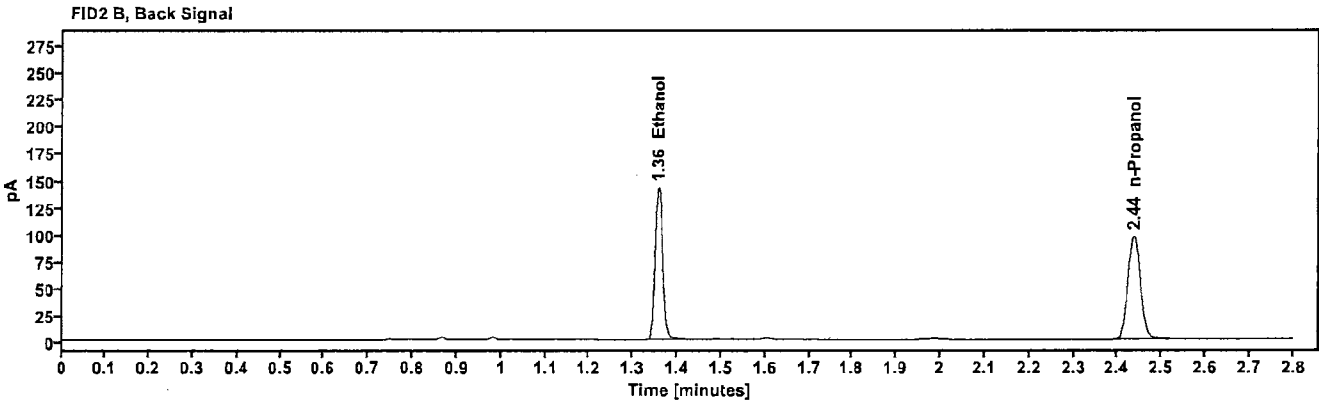
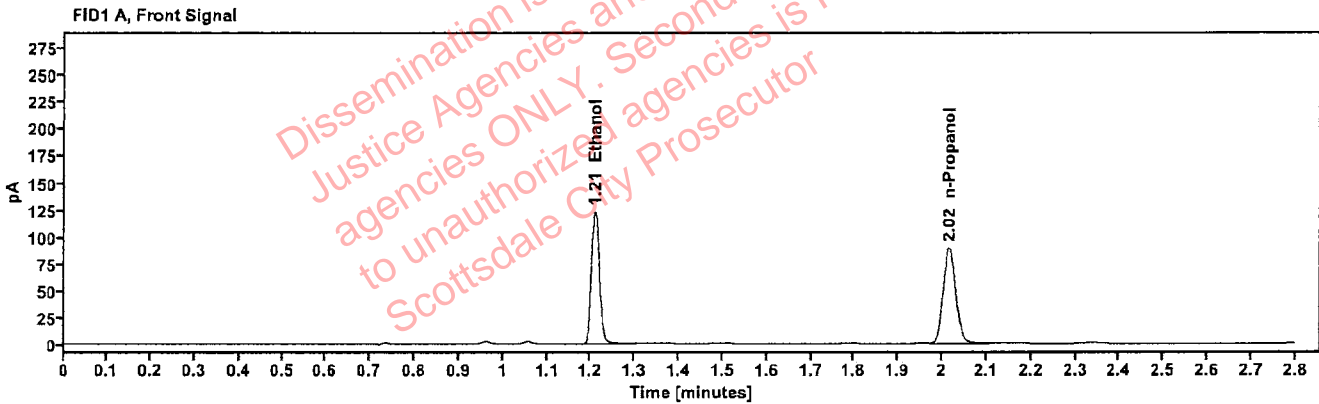


Table 1: FID 1 A (column DB-ALC1)

Compound	Amount (g/100mL)	Time (min)	Peak Area
>Ethanol	0.2472	1.209	156.067
n-Propanol	-----	2.016	179.195

Table 2: FID 2 B (column DB-ALC2)

Compound	Time (min)	Peak Area
Ethanol	1.356	171.380
n-Propanol	2.437	192.727

Scottsdale Police Department Crime Lab Volatiles Analysis

Sample:	2403947-2	Vial:	41
Description:	[REDACTED]	LIMS ID:	[REDACTED]
Method:	ethanol quant.M	Sequence:	27Feb24 2
Instrument:	US14173023 CN14160045	Injection date:	2/27/2024 6:25:12 PM
Data file:	C:\Chem32\1\Data\27Feb24 2\41.D	Analyst:	Brooke

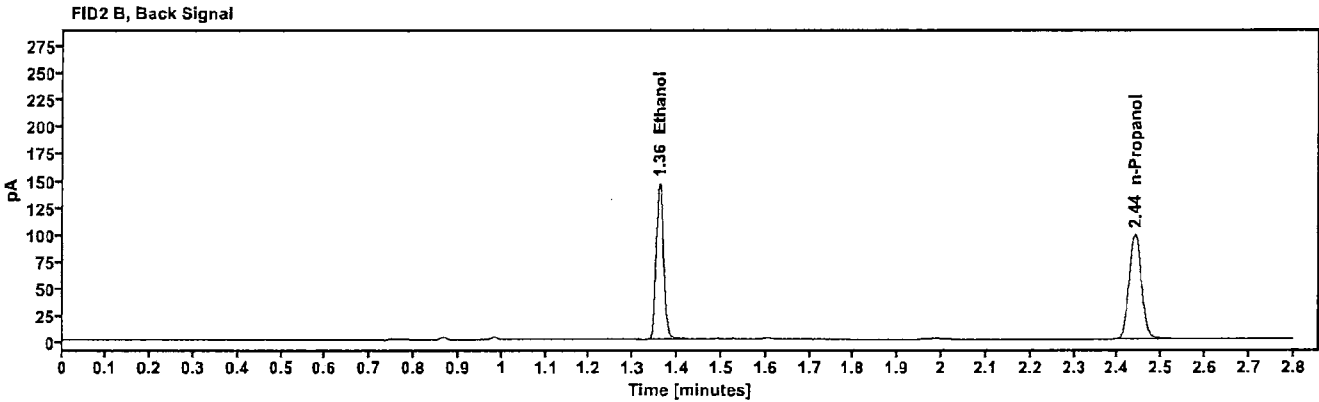
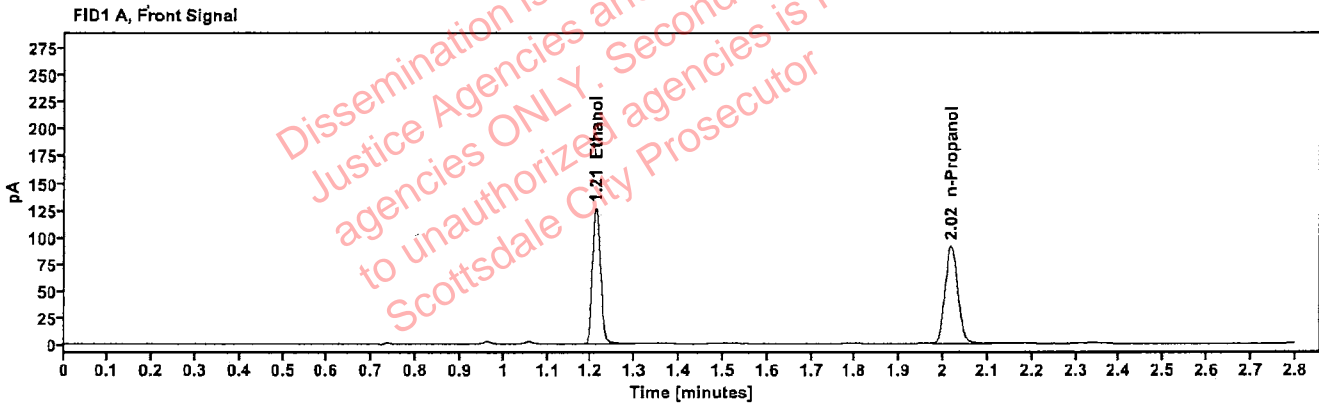


Table 1: FID 1 A (column DB-ALC1)

Compound	Amount (g/100mL)	Time (min)	Peak Area
>Ethanol	0.2510	1.211	160.692
n-Propanol	---	2.017	181.711

Table 2: FID 2 B (column DB-ALC2)

Compound	Time (min)	Peak Area
Ethanol	1.359	176.394
n-Propanol	2.439	195.932

Scottsdale Police Department Crime Lab Volatiles Analysis

Sample:	2403854-2	Vial:	43
Description:	[REDACTED]	LIMS ID:	[REDACTED]
Method:	ethanol quant.M	Sequence:	27Feb24 2
Instrument:	US14173023 CN14160045	Injection date:	2/27/2024 6:33:27 PM
Data file:	C:\Chem32\1\Data\27Feb24 2\43.D	Analyst:	Brooke

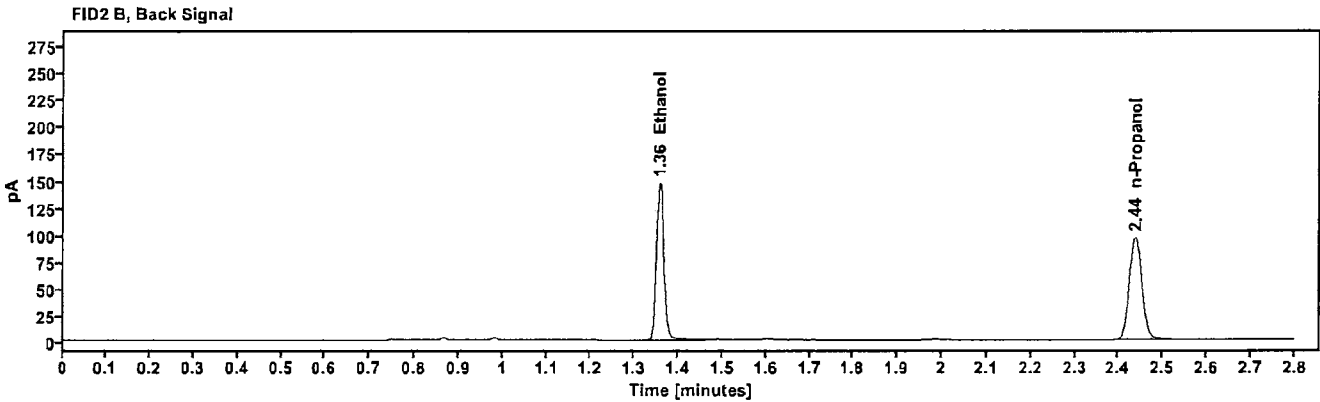
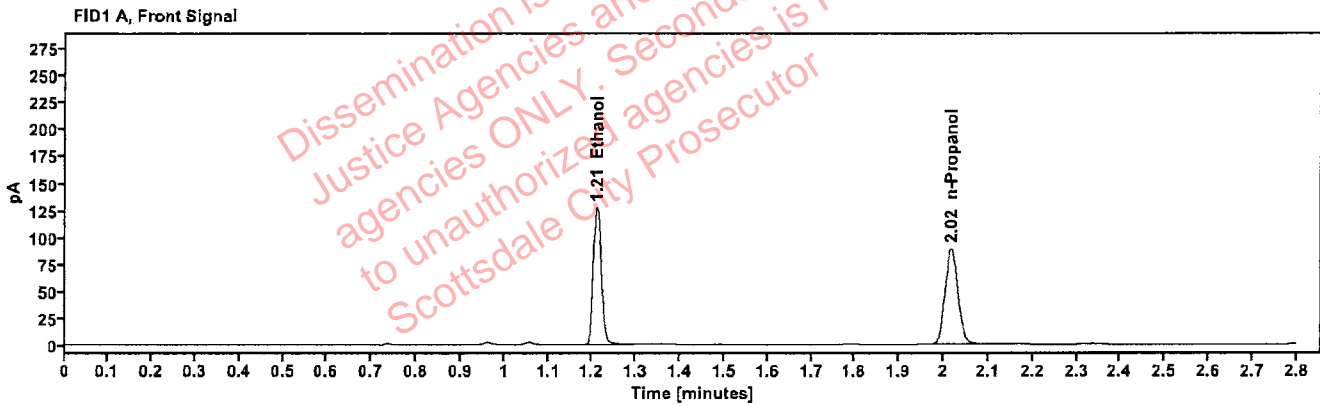


Table 1: FID 1 A (column DB-ALC1)

Compound	Amount (g/100mL)	Time (min)	Peak Area
>Ethanol	0.2585	1.210	160.694
n-Propanol	----	2.017	176.393

Table 2: FID 2 B (column DB-ALC2)

Compound	Time (min)	Peak Area
Ethanol	1.357	177.651
n-Propanol	2.438	191.295

Scottsdale Police Department Crime Lab Volatiles Analysis

Sample:	2403854-2	Vial:	44
Description:	[REDACTED]	LIMS ID:	[REDACTED]
Method:	ethanol quant.M	Sequence:	27Feb24 2
Instrument:	US14173023 CN14160045	Injection date:	2/27/2024 6:37:27 PM
Data file:	C:\Chem32\1\Data\27Feb24 2\44.D	Analyst:	Brooke

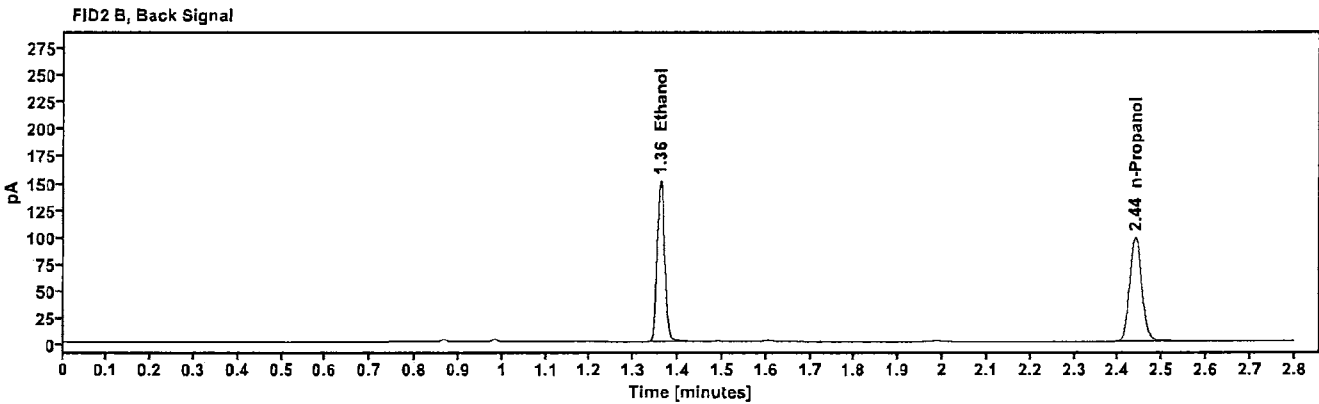
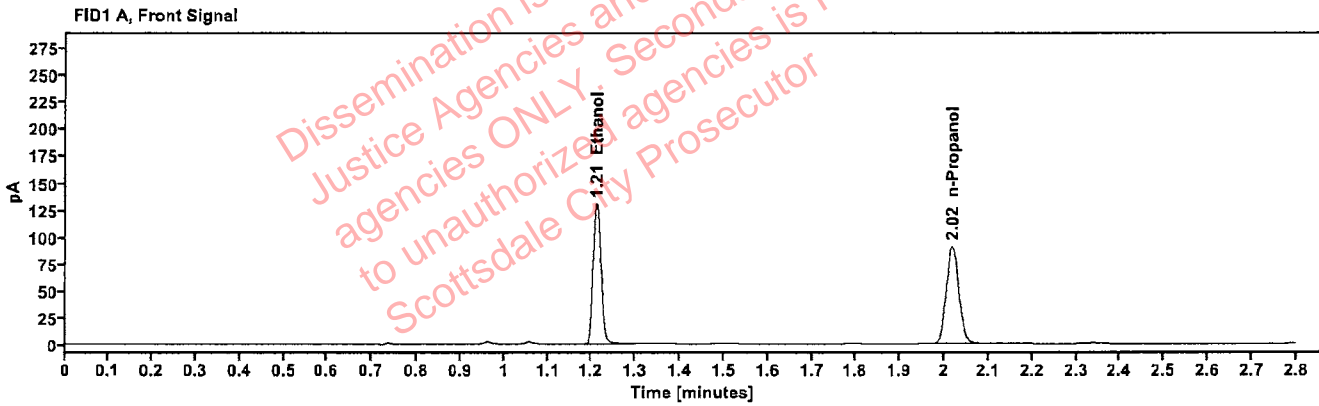


Table 1: FID 1 A (column DB-ALC1)

Compound	Amount (g/100mL)	Time (min)	Peak Area
>Ethanol	0.2614	1.211	165.700
n-Propanol	-----	2.018	179.901

Table 2: FID 2 B (column DB-ALC2)

Compound	Time (min)	Peak Area
Ethanol	1.359	181.977
n-Propanol	2.439	194.920

Scottsdale Police Department Crime Lab Volatiles Analysis

Sample:	2402019-2	Vial:	45
Description:	[REDACTED]	LIMS ID:	[REDACTED]
Method:	ethanol quant.M	Sequence:	27Feb24 2
Instrument:	US14173023 CN14160045	Injection date:	2/27/2024 6:41:27 PM
Data file:	C:\Chem32\1\Data\27Feb24 2\45.D	Analyst:	Brooke

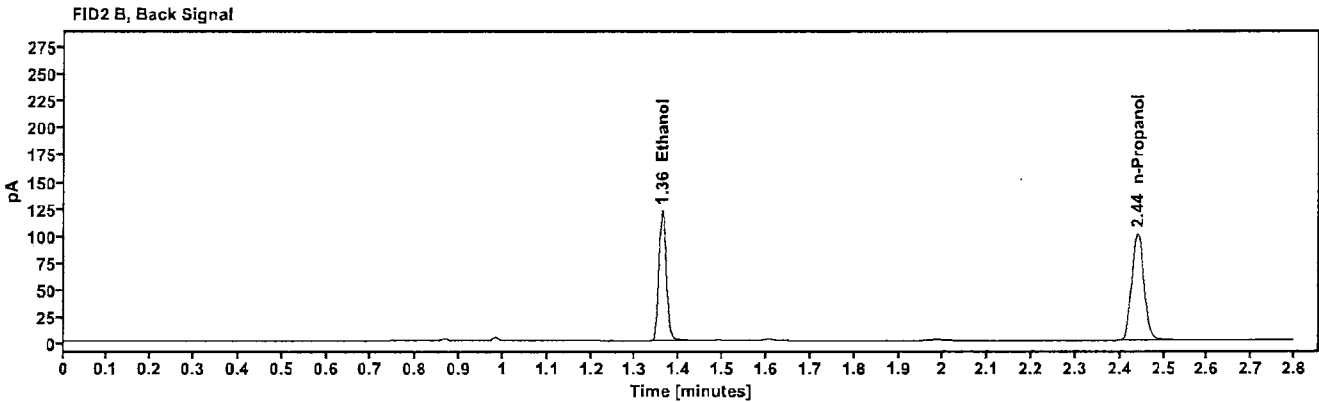
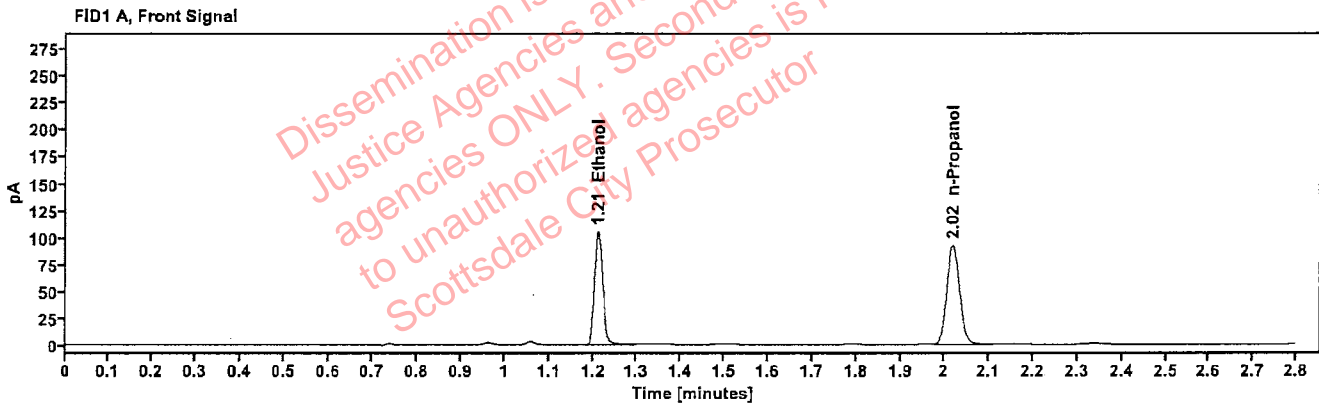


Table 1: FID 1 A (column DB-ALC1)

Compound	Amount (g/100mL)	Time (min)	Peak Area
>Ethanol	0.2056	1.212	134.194
n-Propanol	---	2.018	185.254

Table 2: FID 2 B (column DB-ALC2)

Compound	Time (min)	Peak Area
Ethanol	1.360	147.252
n-Propanol	2.440	199.514

Scottsdale Police Department Crime Lab Volatiles Analysis

Sample:	2402019-2	Vial:	46
Description:	[REDACTED]	LIMS ID:	[REDACTED]
Method:	ethanol quant.M	Sequence:	27Feb24 2
Instrument:	US14173023 CN14160045	Injection date:	2/27/2024 6:45:27 PM
Data file:	C:\Chem32\1\Data\27Feb24 2\46.D	Analyst:	Brooke

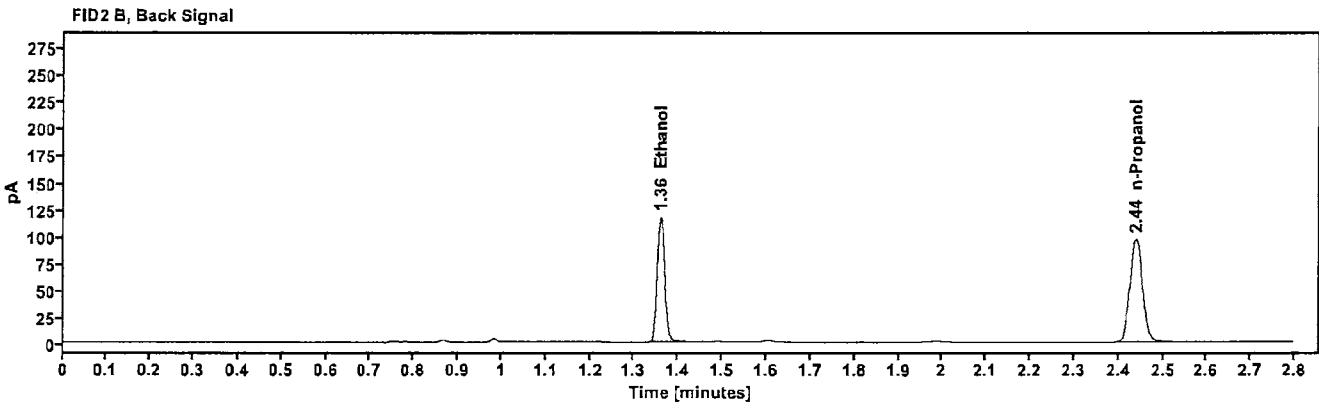
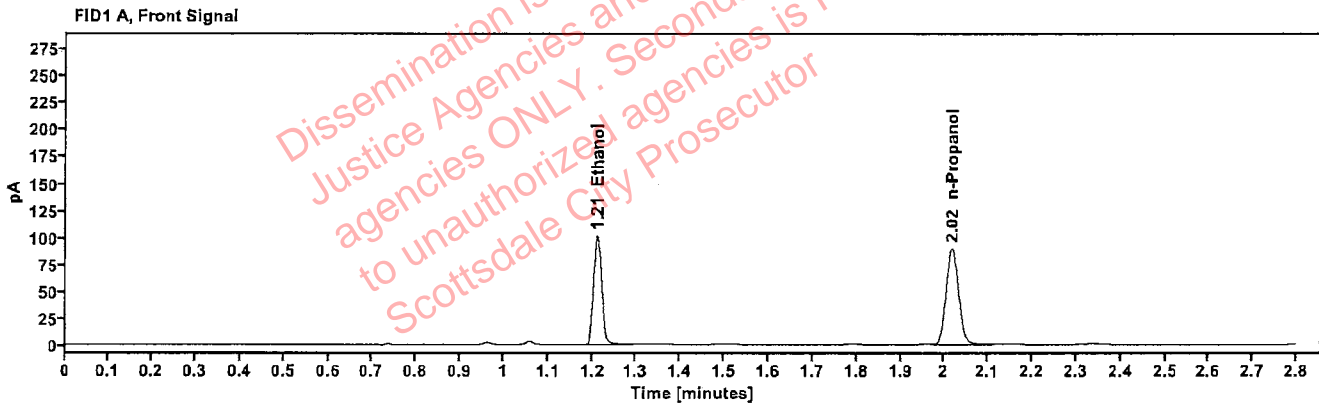


Table 1: FID 1 A (column DB-ALC1)

Compound	Amount (g/100mL)	Time (min)	Peak Area
>Ethanol	0.2044	1.211	128.794
n-Propanol	—	2.017	178.809

Table 2: FID 2 B (column DB-ALC2)

Compound	Time (min)	Peak Area
Ethanol	1.359	141.483
n-Propanol	2.439	192.706

Scottsdale Police Department Crime Lab Volatiles Analysis

Sample:	2317221-2	Vial:	47
Description:	[REDACTED]	LIMS ID:	[REDACTED]
Method:	ethanol quant.M	Sequence:	27Feb24 2
Instrument:	US14173023 CN14160045	Injection date:	2/27/2024 6:49:27 PM
Data file:	C:\Chem32\1\Data\27Feb24 2\47.D	Analyst:	Brooke

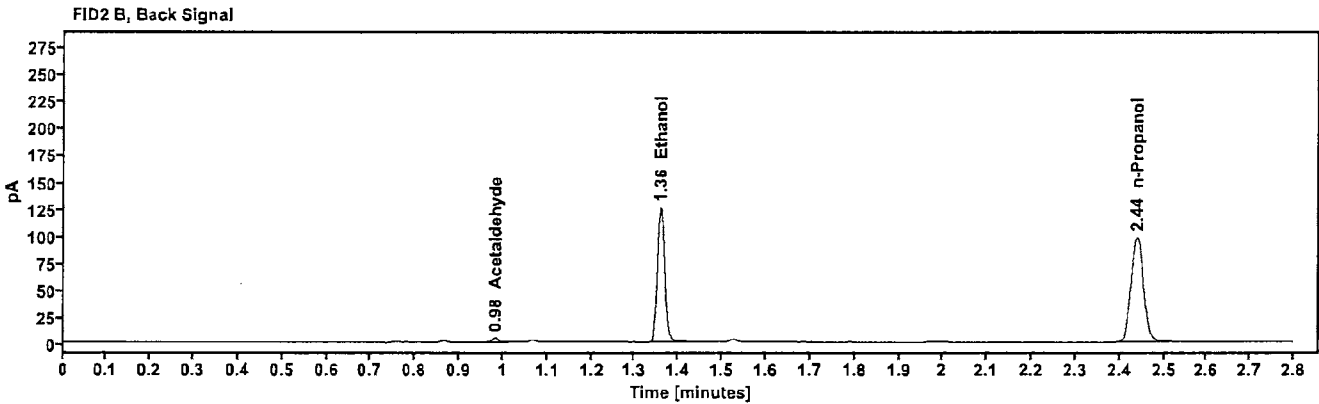
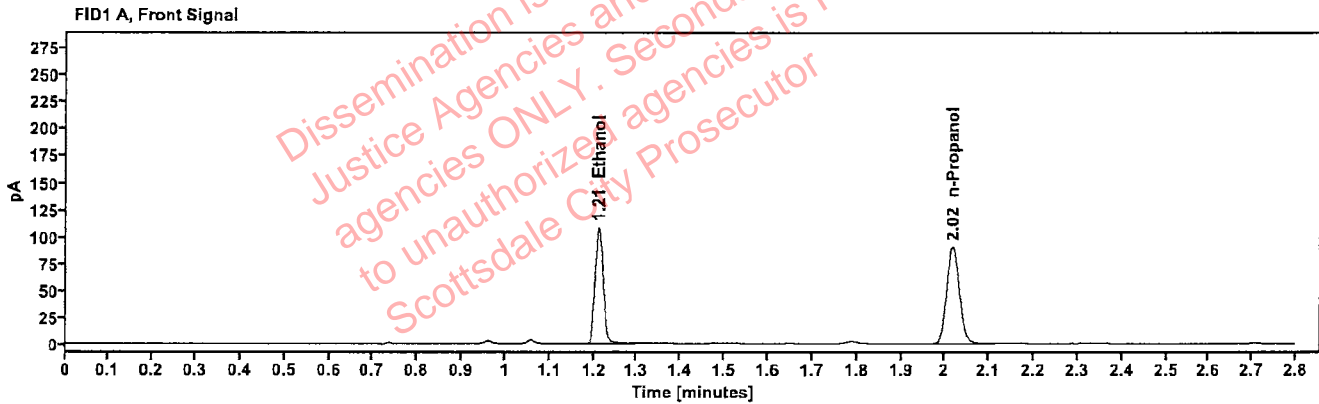


Table 1: FID 1 A (column DB-ALC1)

Compound	Amount (g/100mL)	Time (min)	Peak Area
>Ethanol	0.2170	1.211	137.594
n-Propanol	---	2.017	179.964

Table 2: FID 2 B (column DB-ALC2)

Compound	Time (min)	Peak Area
Acetaldehyde	0.982	4.029
Ethanol	1.359	150.881
n-Propanol	2.439	194.645

Scottsdale Police Department Crime Lab Volatiles Analysis

Sample:	2317221-2	Vial:	48
Description:	[REDACTED]	LIMS ID:	[REDACTED]
Method:	ethanol quant.M	Sequence:	27Feb24 2
Instrument:	US14173023 CN14160045	Injection date:	2/27/2024 6:53:26 PM
Data file:	C:\Chem32\1\Data\27Feb24 2\48.D	Analyst:	Brooke

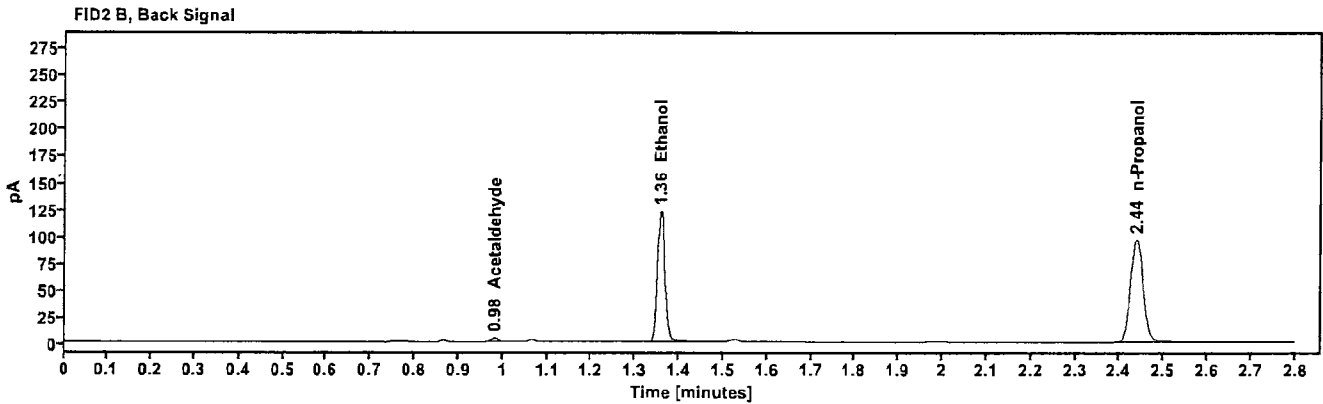
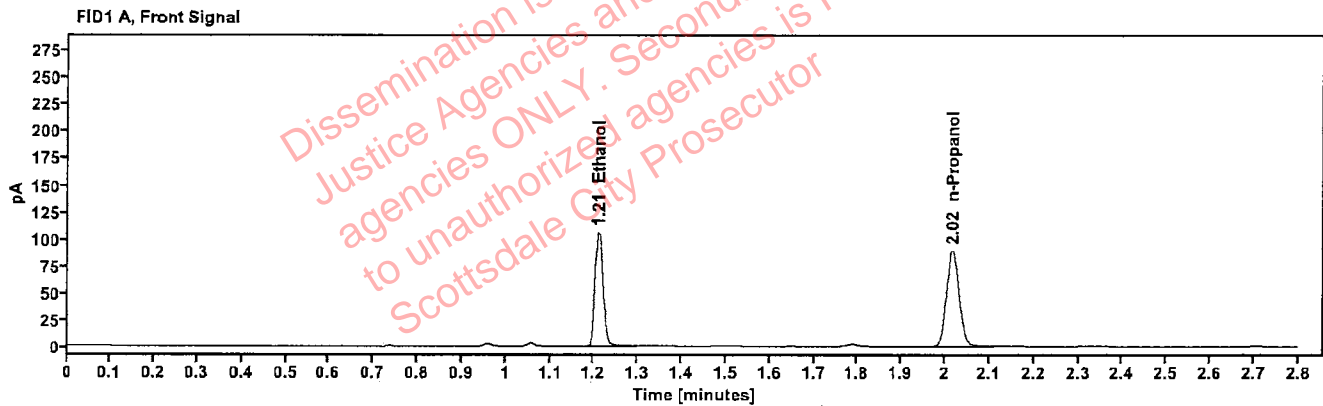


Table 1: FID 1 A (column DB-ALC1)

Compound	Amount (g/100mL)	Time (min)	Peak Area
>Ethanol	0.2149	1.210	134.351
n-Propanol	-----	2.017	177.416

Table 2: FID 2 B (column DB-ALC2)

Compound	Time (min)	Peak Area
Acetaldehyde	0.982	3.970
Ethanol	1.358	146.998
n-Propanol	2.438	192.144

Scottsdale Police Department Crime Lab Volatiles Analysis

Sample:	2404094-2	Vial:	49
Description:	[REDACTED]	LIMS ID:	[REDACTED]
Method:	ethanol quant.M	Sequence:	27Feb24 2
Instrument:	US14173023 CN14160045	Injection date:	2/27/2024 6:57:42 PM
Data file:	C:\Chem32\1\Data\27Feb24 2\49.D	Analyst:	Brooke

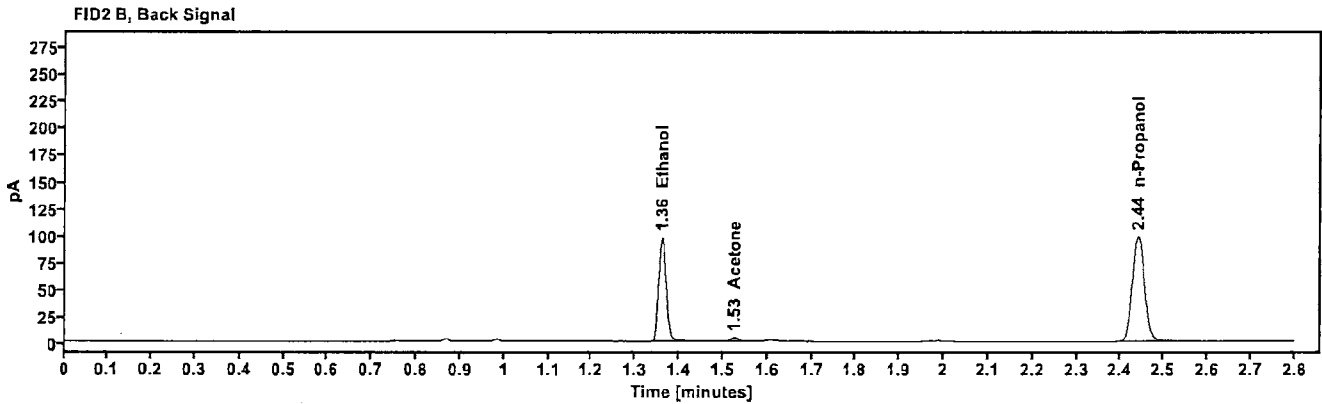
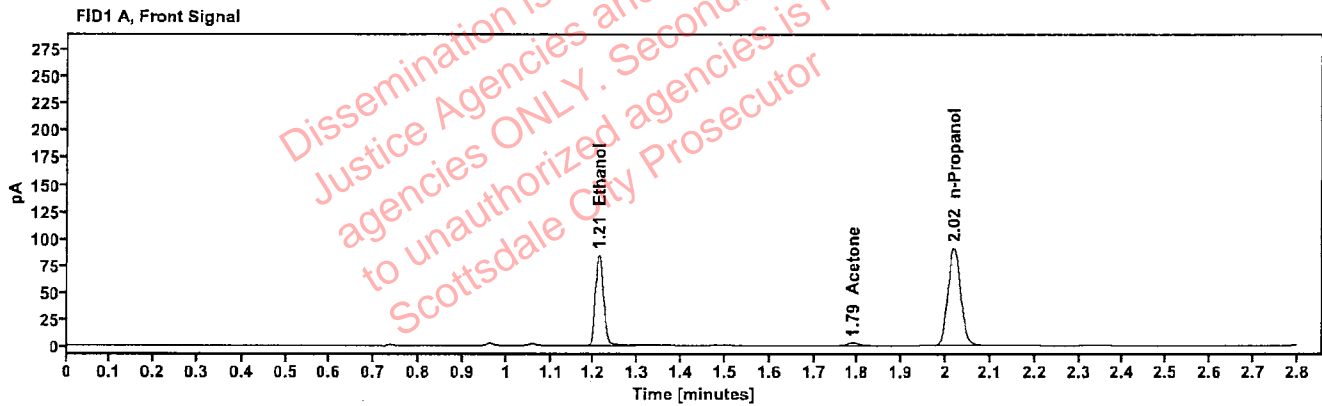


Table 1: FID 1 A (column DB-ALC1)

Compound	Amount (g/100mL)	Time (min)	Peak Area
>Ethanol	0.1691	1.212	107.803
Acetone	---	1.789	4.418
n-Propanol	---	2.018	180.968

Table 2: FID 2 B (column DB-ALC2)

Compound	Time (min)	Peak Area
Ethanol	1.360	118.165
Acetone	1.526	4.781
n-Propanol	2.440	195.801

Scottsdale Police Department Crime Lab Volatiles Analysis

Sample:	2404094-2	Vial:	50
Description:	[REDACTED]	LIMS ID:	[REDACTED]
Method:	ethanol quant.M	Sequence:	27Feb24 2
Instrument:	US14173023 CN14160045	Injection date:	2/27/2024 7:01:42 PM
Data file:	C:\Chem32\1\Data\27Feb24 2\50.D	Analyst:	Brooke

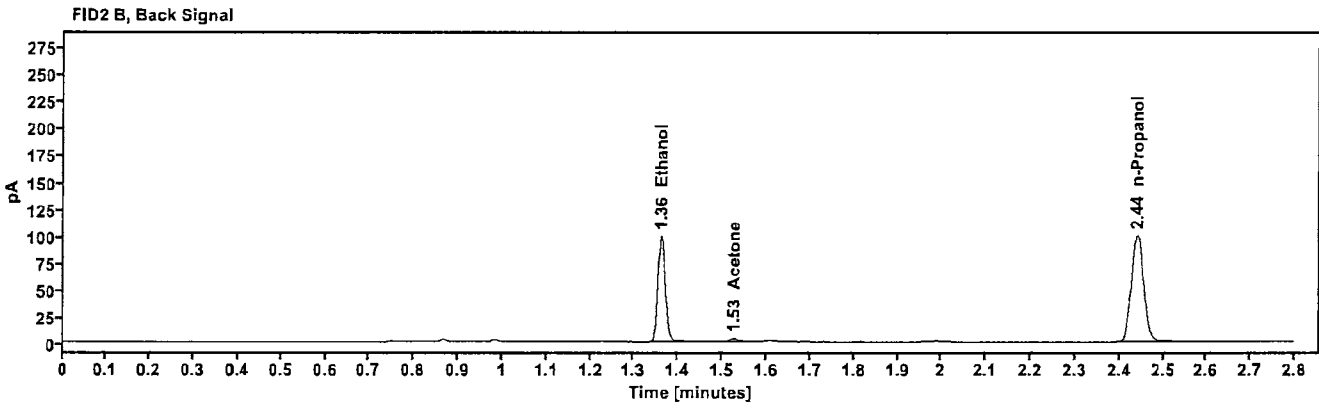
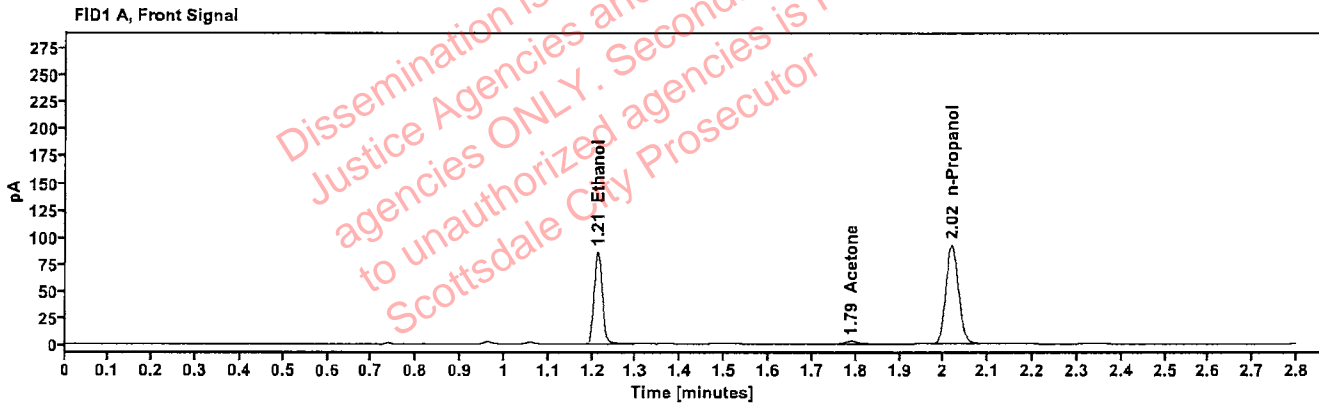


Table 1: FID 1 A (column DB-ALC1)

Compound	Amount (g/100mL)	Time (min)	Peak Area
>Ethanol	0.1699	1.212	109.759
Acetone	----	1.789	4.423
n-Propanol	----	2.018	183.358

Table 2: FID 2 B (column DB-ALC2)

Compound	Time (min)	Peak Area
Ethanol	1.361	120.506
Acetone	1.526	4.831
n-Propanol	2.440	198.402

Scottsdale Police Department Crime Lab Volatiles Analysis

Sample:	2404167-2	Vial:	51
Description:	[REDACTED]	LIMS ID:	[REDACTED]
Method:	ethanol quant.M	Sequence:	27Feb24 2
Instrument:	US14173023 CN14160045	Injection date:	2/27/2024 7:05:42 PM
Data file:	C:\Chem32\1\Data\27Feb24 2\51.D	Analyst:	Brooke

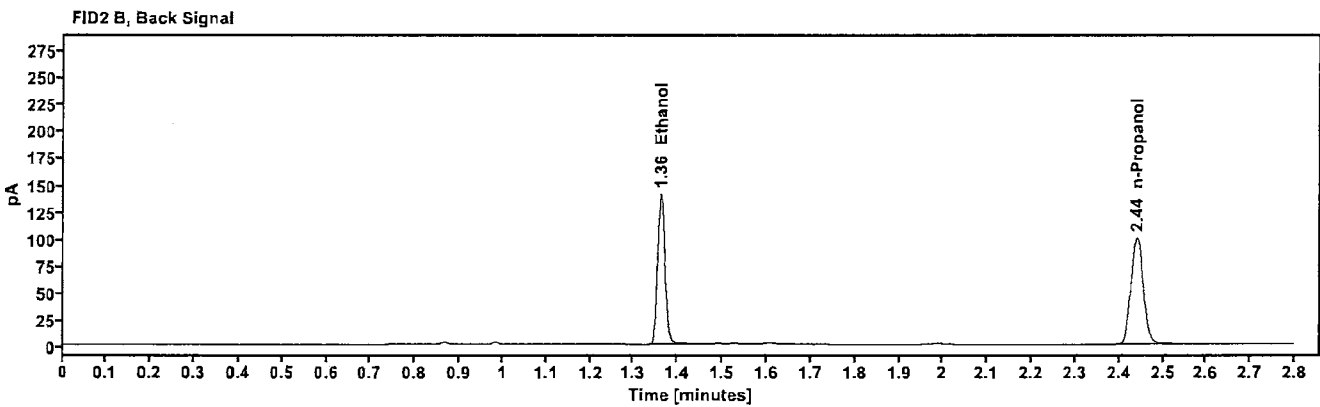
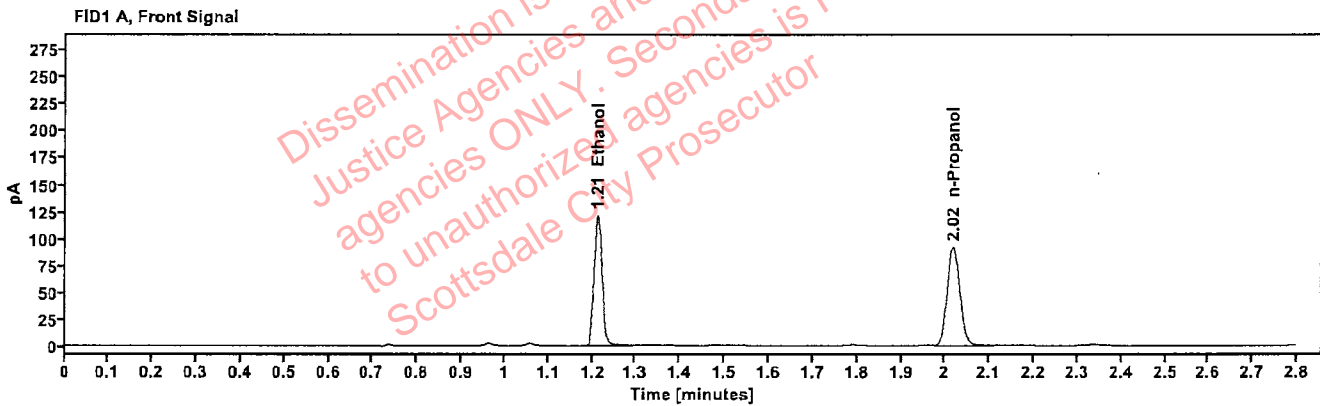


Table 1: FID 1 A (column DB-ALC1)

Compound	Amount (g/100mL)	Time (min)	Peak Area
>Ethanol	0.2382	1.212	154.801
n-Propanol	---	2.018	184.402

Table 2: FID 2 B (column DB-ALC2)

Compound	Time (min)	Peak Area
Ethanol	1.361	170.068
n-Propanol	2.440	198.631

Scottsdale Police Department Crime Lab Volatiles Analysis

Sample:	2404167-2	Vial:	52
Description:	[REDACTED]	LIMS ID:	[REDACTED]
Method:	ethanol quant.M	Sequence:	27Feb24 2
Instrument:	US14173023 CN14160045	Injection date:	2/27/2024 7:09:42 PM
Data file:	C:\Chem32\1\Data\27Feb24 2\52.D	Analyst:	Brooke

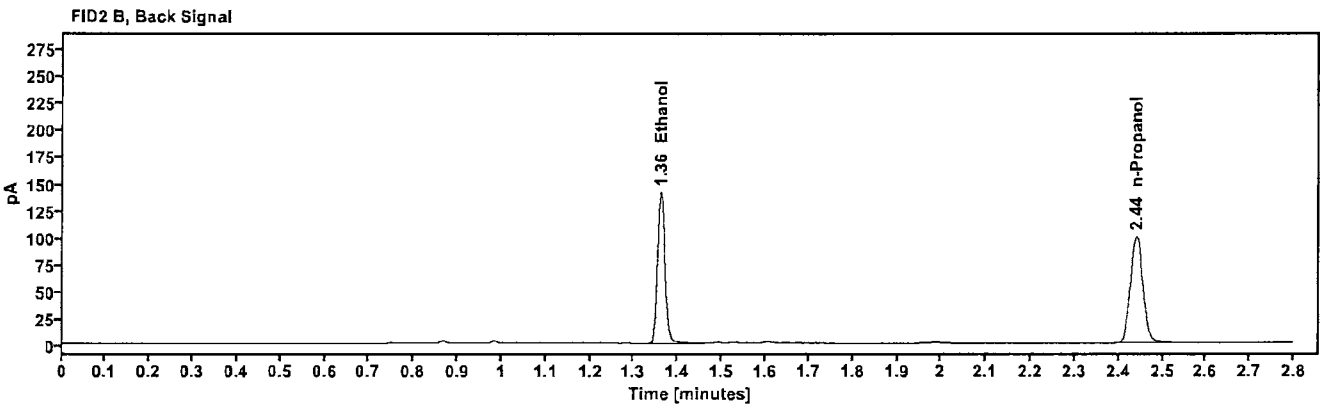
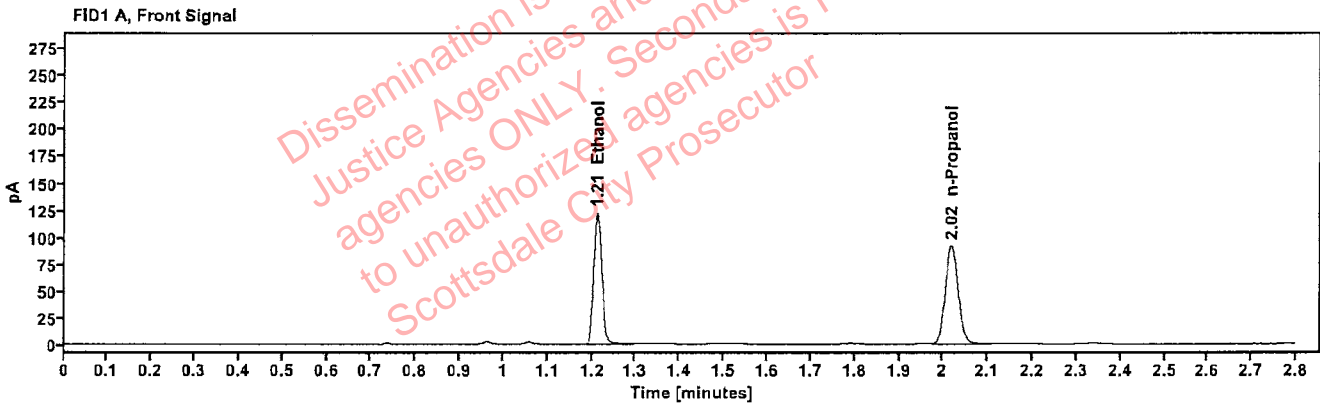


Table 1: FID 1 A (column DB-ALC1)

Compound	Amount (g/100mL)	Time (min)	Peak Area
>Ethanol	0.2395	1.212	155.466
n-Propanol	---	2.018	184.242

Table 2: FID 2 B (column DB-ALC2)

Compound	Time (min)	Peak Area
Ethanol	1.361	171.994
n-Propanol	2.441	198.136