

**Council CIP
Subcommittee
Recommendations
Funding Options/Project Groupings**

**City Council Work Study Session
March 27, 2018**

CIP Funding Options:

- Sales tax increments 0.1%, 0.2%, 0.3%
- \$350M GO Bond
- 0.1% Sales Tax plus a \$350M GO Bond

All the above include a \$2/Month Stormwater Fee increase as included in the Fiscal Year 2018/19 Rates and Fees presentation to City Council on March 6, 2018.

Sales Tax Increments

- 0.1% - \$10M/Yr –fund ALCP projects only
- 0.1% - \$10M/Yr - MPC Bonds - \$133M
- 0.2% - \$20M/Yr - MPC Bonds - \$266M
- 0.3% - \$30M/Yr - MPC Bonds - \$399M

All projects are eligible for sales tax funding.

Unleveraged portion of funding would become PAYGO.

Sales Tax Increments

<i>Division</i>	<i>Project</i>	<i>Rank</i>	<i>Request</i>	<i>Total</i>
Stormwater Fee \$2/Month - \$2.17M Annually Leveraged as MPC - \$29M				
SW	FB53 - Crossroads East Flood Control Phase 1	11	\$ 30,142,000	\$ 30,142,000
Sales Tax - 0.1%				
ALCP	Frank Lloyd Wright Blvd at Loop 101 Traffic Interchange	18	\$ 2,564,000	\$ 2,564,000
ALCP	Raintree Dr at Loop 101 Traffic Interchange	19	\$ 1,357,000	\$ 3,921,000
ALCP	Scottsdale Rd: Dixileta Dr to Ashler Hills Dr	21	\$ 4,071,000	\$ 7,992,000
ALCP	Carefree Hwy: Cave Creek Rd to Scottsdale Rd	23	\$ 3,433,000	\$ 11,425,000
ALCP	Scottsdale Rd: Jomax Rd to Dixileta Dr	24	\$ 4,101,000	\$ 15,526,000
ALCP	Scottsdale Rd: Ashler Hills Dr to Carefree Hwy	25	\$ 4,071,000	\$ 19,597,000
ALCP	Hayden Rd at Loop 101 Interchange Improvements	27	\$ 4,898,000	\$ 24,495,000
ALCP	Shea Blvd at Via Linda (Phase 2): Intersection Improvements	28	\$ 893,000	\$ 25,388,000
ALCP	Shea Auxiliary Lane from 90th St to Loop 101	29	\$ 2,739,000	\$ 28,127,000
ALCP	Shea Blvd: 96th to 114th St. ITS Improvements (Technology Project)	31	\$ 1,011,600	\$ 29,138,600
ALCP	Shea Blvd at 114th St: Intersection Improvements	35	\$ 113,800	\$ 29,252,400
ALCP	Shea Blvd at Frank Lloyd Wright Blvd: Intersection Improvements	36	\$ 284,500	\$ 29,536,900
ALCP	Shea Blvd at 110th St: Intersection Improvements	37	\$ 113,800	\$ 29,650,700
ALCP	Shea Blvd at Loop 101: Intersection Improvements	38	\$ 1,580,700	\$ 31,231,400
ALCP	Shea Blvd at 115th St: Intersection Improvements	39	\$ 47,400	\$ 31,278,800
ALCP	Shea Blvd at 135th St: Intersection Improvements	40	\$ 47,400	\$ 31,326,200
ALCP	Shea Blvd at 136th St: Intersection Improvements	41	\$ 161,200	\$ 31,487,400
ALCP	Pima Rd: Chaparral Rd to Thomas Rd	42	\$ 2,711,000	\$ 34,198,400
ALCP	Pima Rd: Dynamite Blvd to Stagecoach Rd	45	\$ 16,239,000	\$ 50,437,400
ALCP	Pima Rd: Happy Valley Rd to Dynamite Rd	46	\$ 10,178,000	\$ 60,615,400
ALCP	Legacy Dr: Hayden Rd to 88th Street	48	\$ 7,459,700	\$ 68,075,100
ALCP	Pima Rd: Thomas Rd to McDowell Rd	50	\$ 2,627,000	\$ 70,702,100
0.1% Sales Tax - \$10M Annually - \$70M over life of ALCP - 22 Projects				

Sales Tax Increments

<i>Division</i>	<i>Project</i>	<i>Rank</i>	<i>Request</i>	<i>Total</i>
Sales Tax - 0.1% Leveraged				
Parks	McCormick-Stillman Railroad Park Improvements - Phase I	8	\$ 2,161,000	\$ 72,863,100
IT	Records Management System & Computer Aided Dispatch Enhancements & Refresh	9	\$ 354,900	\$ 73,218,000
Parks	McCormick-Stillman Railroad Park Improvements - Phase II	9	\$ 917,200	\$ 74,135,200
Stadium	Scottsdale Masterplan Expansion Parking	10	\$ 1,500,000	\$ 75,635,200
IT	Computer Facility Infrastructure Improvements	11	\$ 561,600	\$ 76,196,800
PSF	Thermal Imaging Cameras	12	\$ 441,000	\$ 76,637,800
Tourism	Scottsdale Center for the Performing Arts, Stage 2 Theater	12	\$ 1,200,000	\$ 77,837,800
IT	Document Management System Replacement*	13	\$ 570,000	\$ 78,407,800
PSF	National Fire Protection Association (NFPA) Station Standards - Phase II	13	\$ 3,000,000	\$ 81,407,800
PSF	Fire Station 612 Design and Construction	14	\$ 7,619,000	\$ 89,026,800
IT	Enterprise Resource Planning System	14	\$ 642,000	\$ 89,668,800
IT	One Stop Shop Community Development System (CDS) Upgrade*	15	\$ 2,964,000	\$ 92,632,800
Transportation	Paving Unpaved Roads	15	\$ 2,470,500	\$ 95,103,300
Westworld	WestWorld 94th Street Improvements	15	\$ 451,000	\$ 95,554,300
IT	Digital Terrain Model	16	\$ 177,200	\$ 95,731,500
PSP	Hontz Training Track Replacement	16	\$ 1,919,300	\$ 97,650,800
Transportation	TB56 - ITS/Signal System Upgrades	16	\$ 1,500,000	\$ 99,150,800
IT	Library Technology Upgrades	17	\$ 363,700	\$ 99,514,500
Transportation	126th Street and Via Linda Intersection Improvements	17	\$ 2,497,500	\$ 102,012,000
Tourism	Scottsdale Road Streetscape Design	17	\$ 300,000	\$ 102,312,000
PSP	Event Camera System Replacement	18	\$ 563,800	\$ 102,875,800
Parks	Civic Center Plaza Improvements	18	\$ 5,749,200	\$ 108,625,000
0.1% Sales Tax Leveraged				

Sales Tax Increments

<i>Division</i>	<i>Project</i>	<i>Rank</i>	<i>Request</i>	<i>Total</i>
0.1% Sales Tax Leveraged Cont.				
Parks	Tennis Court Replacement/Resurfacing	19	\$ 3,105,000	\$ 111,730,000
PSP	JD05 - (CCTV)(Security Camera System) and Access Control Replacement	19	\$ 310,000	\$ 112,040,000
Parks	Playground Rehabilitation	20	\$ 1,550,000	\$ 113,590,000
IT	Enterprise Project & Application Management System	20	\$ 45,800	\$ 113,635,800
Transportation	YE21 - Neighborhood Traffic Management Program	20	\$ 250,000	\$ 113,885,800
Parks	Sports Lighting Replacement Upgrades	21	\$ 2,385,000	\$ 116,270,800
IT	Learning Management System	21	\$ 342,000	\$ 116,612,800
IT	Data Management Solution for Analytics	22	\$ 62,000	\$ 116,674,800
Transportation	YE30 - Streetlight Replacement	22	\$ 200,000	\$ 116,874,800
SW	Oak Street Storm Drain	26	\$ 30,600	\$ 116,905,400
Transportation	Thomas Road & 64th Street Improvements	26	\$ 1,500,000	\$ 118,405,400
SW	Chaparral Road Storm Drain	27	\$ 153,100	\$ 118,558,500
SW	Troon North Tributary Levee	28	\$ 1,500,000	\$ 120,058,500
0.1% Sales Tax Leveraged as MPC - \$133M - 57 Projects				
0.2% Sales Tax Leveraged				
SW	Crossroads East Flood Control Phase 2	29	\$ 28,643,700	\$ 148,702,200
SW	McKellips Road Storm Drain	30	\$ 3,110,300	\$ 151,812,500
Transportation	Loop 101 N Frontage Rd: Pima Rd/Princess Dr to Hayden Rd	30	\$ 3,745,000	\$ 155,557,500
SW	Sherwood Heights Detention Basin	31	\$ 335,000	\$ 155,892,500
Tourism	Downtown Marshall Way Streetscape (north)	32	\$ 1,800,700	\$ 157,693,200
Transportation	Alma School Road and Happy Valley Road Intersection	32	\$ 2,317,400	\$ 160,010,600
Transportation	Alma School and Jomax Road Improvements	33	\$ 2,000,000	\$ 162,010,600
Westworld	WestWorld Cover Arena 7	33	\$ 543,500	\$ 162,554,100
0.2% Sales Tax Leveraged				

Sales Tax Increments

<i>Division</i>	<i>Project</i>	<i>Rank</i>	<i>Request</i>	<i>Total</i>
0.2% Sales Tax Leveraged cont.				
SW	Vista Collina Flood Control	34	\$ 50,000	\$ 162,604,100
Transportation	Hayden Road and Chaparral Road Intersection Improvements	34	\$ 500,000	\$ 163,104,100
SW	Vista Drive and 82nd Street Storm Drain	35	\$ 830,000	\$ 163,934,100
SW	Jenan Drive and 101st Street Storm Drain	36	\$ 75,500	\$ 164,009,600
Tourism	Downtown Public Parking	37	\$ 20,946,000	\$ 184,955,600
SW	McDowell Road Storm Drain	38	\$ 3,235,100	\$ 188,190,700
SW	Roosevelt Street Storm Drain	39	\$ 4,490,000	\$ 192,680,700
SW	Scottsdale Road Storm Drain	40	\$ 985,100	\$ 193,665,800
Tourism	Downtown Main Street Streetscape (east)	41	\$ 994,200	\$ 194,660,000
Parks	Granite Reef Senior Center - Adult Day Care Center	42	\$ 2,972,200	\$ 197,632,200
SW	McCormick Parkway at Northern Avenue Drainage Improvements	43	\$ 1,578,000	\$ 199,210,200
Transportation	Scottsdale Road Streetscape: Earll to Chaparral	43	\$ 6,000,000	\$ 205,210,200
SW	82nd Street Storm Drain	44	\$ 1,095,100	\$ 206,305,300
Transportation	Airpark Street Imps - West side. Paradise Lane: Scottsdale Rd to Hayden Rd	44	\$ 6,000,000	\$ 212,305,300
SW	68th Street Storm Drain North of Camelback Road	45	\$ 1,050,000	\$ 213,355,300
SW	78th Street Storm Drain	46	\$ 1,200,000	\$ 214,555,300
SW	Sandflower Drive and 81st Street Storm Drain	47	\$ 534,000	\$ 215,089,300
Transportation	Miller Road - Pinnacle Peak Road to Happy Valley Road	47	\$ 8,414,200	\$ 223,503,500
SW	Hayden Road Collector Storm Drains	48	\$ 440,000	\$ 223,943,500
SW	68th Street Storm Drain North of the Arizona Canal	49	\$ 590,000	\$ 224,533,500
Transportation	TPP & MMRR roundabout	49	\$ 1,700,000	\$ 226,233,500
SW	Happy Valley Road Drainage Channel	50	\$ 1,000,000	\$ 227,233,500
0.2% Sales Tax Leveraged				

Sales Tax Increments

<i>Division</i>	<i>Project</i>	<i>Rank</i>	<i>Request</i>	<i>Total</i>
0.2% Sales Tax Leveraged cont.				
Transportation	Cactus Road Complete Street - Scottsdale to the Loop 101	51	\$ 6,000,000	\$ 233,233,500
Westworld	WestWorld Arena Lights	51	\$ 1,331,300	\$ 234,564,800
Parks	Via Linda Senior Center Expansion	52	\$ 4,538,700	\$ 239,103,500
Transportation	Thomas Road 68th Street Intersection Improvements	52	\$ 1,500,000	\$ 240,603,500
Parks	Eldorado Pool Solar Hot Water Heating System (ground mounted)	53	\$ 560,300	\$ 241,163,800
Transportation	Thomas Road Streetscape 60th St to 73rd Street	53	\$ 6,000,000	\$ 247,163,800
SW	Cheery Lynn Road Storm Drain	54	\$ 715,100	\$ 247,878,900
Transportation	Cactus Road Complete Street - 64th to Scottsdale Road	54	\$ 6,000,000	\$ 253,878,900
SW	Rose Circle Storm Drain	55	\$ 670,000	\$ 254,548,900
Transportation	Pinnacle Peak Rd: Miller Road to Pima Road	55	\$ 7,000,000	\$ 261,548,900
SW	McCormick Parkway/Camelback Wash Culvert	56	\$ 2,000,000	\$ 263,548,900
Transportation	68th St: Osborn to Indian School	56	\$ 1,500,000	\$ 265,048,900
SW	Miller Road and Kalarama Avenue Storm Drains	57	\$ 625,100	\$ 265,674,000
0.2% Sales Tax Leveraged as MPC - \$266M - 100 Projects				
0.3% Sales Tax Leveraged				
Transportation	Connect Schools into main Indian Bend Wash and Upper Camelback Wash path	57	\$ 1,500,000	\$ 267,174,000
Transportation	Cactus 94th Street Roundabout	58	\$ 1,500,000	\$ 268,674,000
Westworld	WestWorld Arena 8 flexible space	58	\$ 960,300	\$ 269,634,300
Parks	Park Restrooms	59	\$ 7,440,400	\$ 277,074,700
Transportation	98th Street West Half Improvement - North of McDowell Mountain Ranch Road	59	\$ 1,500,000	\$ 278,574,700
Transportation	Shea Blvd Path: 124th Street to 131st Place	60	\$ 923,300	\$ 279,498,000
Parks	Cactus Pool Replacement	61	\$ 31,229,600	\$ 310,727,600
Transportation	Dynamite Boulevard: 56th Street to Scottsdale Road	61	\$ 13,000,000	\$ 323,727,600
0.3% Sales Tax Leveraged				

Sales Tax Increments

<i>Division</i>	<i>Project</i>	<i>Rank</i>	<i>Request</i>	<i>Total</i>
0.3% Sales Tax Leveraged cont.				
PSF	Renovate Fire Station 606	62	\$ 5,734,400	\$ 329,462,000
Transportation	Dynamite Boulevard: Scottsdale Road to Pima Road	62	\$ 13,000,000	\$ 342,462,000
PSF	Replace FS 604	63	\$ 5,837,800	\$ 348,299,800
Transportation	Pima Path Shea to FLW	63	\$ 4,000,000	\$ 352,299,800
PSP	Thomas Hontz Training Facility Renovation	64	\$ 4,227,300	\$ 356,527,100
Transportation	CAP path: Northsight to 90th Street	64	\$ 4,000,000	\$ 360,527,100
SW	Wet Crossing Improvements	65	\$ 7,500,000	\$ 368,027,100
Transportation	Indian Bend Wash Path Signage	65	\$ 520,000	\$ 368,547,100
SW	Osborn Road Collector Storm Drains	66	\$ 860,000	\$ 369,407,100
Transportation	CAP Path Scottsdale to Northsight	66	\$ 700,000	\$ 370,107,100
Planning	Solar System Expansion - Appaloosa Library	67	\$ 39,700	\$ 370,146,800
Transportation	Dynamite Boulevard: 114th Street to 136th Street	67	\$ 13,000,000	\$ 383,146,800
Westworld	WestWorld Parking Lot Lighting	68	\$ 1,438,300	\$ 384,585,100
Transportation	Cactus 96th Street Roundabout	68	\$ 1,500,000	\$ 386,085,100
Transportation	128th Street Rio Verde to Ranch gate-TEMP2028	69	\$ 2,500,000	\$ 388,585,100
Transportation	Jomax Road: Pinnacle Peak Trailhead to 118th Street	70	\$ 1,000,000	\$ 389,585,100
Transportation	Dirt Road Paving	71	\$ 500,000	\$ 390,085,100
Transportation	56th Street: Pinnacle Vista to Jomax	72	\$ 4,000,000	\$ 394,085,100
Transportation	Goldwater-Highland Intersection	73	\$ 1,000,000	\$ 395,085,100
0.3% Sales Tax Leveraged as MPC - \$399M - 127 Projects				
Unfunded - 33 Projects - \$244,129,500				

\$350M GO Bond

- Project grouped by division
- 7 Projects totaling \$1.8M non-bond eligible:
 - IT projects to be delivered in SAAS environment.
 - Annual recurring projects without identified projects.
- 49 Projects totaling \$288M unfunded.

\$350M GO Bond

<i>Division</i>	<i>Project</i>	<i>Rank</i>	<i>Request</i>	<i>Total</i>
Stormwater Fee \$2/Month - \$2.17M Annually Leveraged as MPC - \$29M				
SW	FB53 - Crossroads East Flood Control Phase 1	11	\$ 30,142,000	\$ 30,142,000
ALCP - 22 Projects - \$70,702,100				
ALCP	Frank Lloyd Wright Blvd at Loop 101 Traffic Interchange	18	\$ 2,564,000	\$ 2,564,000
ALCP	Raintree Dr at Loop 101 Traffic Interchange	19	\$ 1,357,000	\$ 3,921,000
ALCP	Scottsdale Rd: Dixileta Dr to Ashler Hills Dr	21	\$ 4,071,000	\$ 7,992,000
ALCP	Carefree Hwy: Cave Creek Rd to Scottsdale Rd	23	\$ 3,433,000	\$ 11,425,000
ALCP	Scottsdale Rd: Jomax Rd to Dixileta Dr	24	\$ 4,101,000	\$ 15,526,000
ALCP	Scottsdale Rd: Ashler Hills Dr to Carefree Hwy	25	\$ 4,071,000	\$ 19,597,000
ALCP	Hayden Rd at Loop 101 Interchange Improvements	27	\$ 4,898,000	\$ 24,495,000
ALCP	Shea Blvd at Via Linda (Phase 2): Intersection Improvements	28	\$ 893,000	\$ 25,388,000
ALCP	Shea Auxiliary Lane from 90th St to Loop 101	29	\$ 2,739,000	\$ 28,127,000
ALCP	Shea Blvd: 96th to 114th St. ITS Improvements (Technology Project)	31	\$ 1,011,600	\$ 29,138,600
ALCP	Shea Blvd at 114th St: Intersection Improvements	35	\$ 113,800	\$ 29,252,400
ALCP	Shea Blvd at Frank Lloyd Wright Blvd: Intersection Improvements	36	\$ 284,500	\$ 29,536,900
ALCP	Shea Blvd at 110th St: Intersection Improvements	37	\$ 113,800	\$ 29,650,700
ALCP	Shea Blvd at Loop 101: Intersection Improvements	38	\$ 1,580,700	\$ 31,231,400
ALCP	Shea Blvd at 115th St: Intersection Improvements	39	\$ 47,400	\$ 31,278,800
ALCP	Shea Blvd at 135th St: Intersection Improvements	40	\$ 47,400	\$ 31,326,200
ALCP	Shea Blvd at 136th St: Intersection Improvements	41	\$ 161,200	\$ 31,487,400
ALCP	Pima Rd: Chaparral Rd to Thomas Rd	42	\$ 2,711,000	\$ 34,198,400
ALCP	Pima Rd: Dynamite Blvd to Stagecoach Rd	45	\$ 16,239,000	\$ 50,437,400
ALCP	Pima Rd: Happy Valley Rd to Dynamite Rd	46	\$ 10,178,000	\$ 60,615,400
ALCP	Legacy Dr: Hayden Rd to 88th Street	48	\$ 7,459,700	\$ 68,075,100
ALCP	Pima Rd: Thomas Rd to McDowell Rd	50	\$ 2,627,000	\$ 70,702,100

\$350M GO Bond

<i>Division</i>	<i>Project</i>	<i>Rank</i>	<i>Request</i>	<i>Total</i>
IT - 6 Projects - \$4,991,400				
IT	Records Management System & Computer Aided Dispatch Enhancements & Refresh	9	\$ 354,900	\$ 71,057,000
IT	Computer Facility Infrastructure Improvements	11	\$ 561,600	\$ 71,618,600
IT	Document Management System Replacement*	13	\$ 570,000	\$ 72,188,600
IT	One Stop Shop Community Development System (CDS) Upgrade*	15	\$ 2,964,000	\$ 75,152,600
IT	Digital Terrain Model	16	\$ 177,200	\$ 75,329,800
IT	Library Technology Upgrades	17	\$ 363,700	\$ 75,693,500
Parks - 10 Projects - \$56,859,400				
Parks	McCormick-Stillman Railroad Park Improvements - Phase I	8	\$ 2,161,000	\$ 77,854,500
Parks	McCormick-Stillman Railroad Park Improvements - Phase II	9	\$ 917,200	\$ 78,771,700
Parks	Tennis Court Replacement/Resurfacing	19	\$ 3,105,000	\$ 81,876,700
Parks	Playground Rehabilitation	20	\$ 1,550,000	\$ 83,426,700
Parks	Sports Lighting Replacement Upgrades	21	\$ 2,385,000	\$ 85,811,700
Parks	Granite Reef Senior Center - Adult Day Care Center	42	\$ 2,972,200	\$ 88,783,900
Parks	Via Linda Senior Center Expansion	52	\$ 4,538,700	\$ 93,322,600
Parks	Eldorado Pool Solar Hot Water Heating System (ground mounted)	53	\$ 560,300	\$ 93,882,900
Parks	Park Restrooms	59	\$ 7,440,400	\$ 101,323,300
Parks	Cactus Pool Replacement	61	\$ 31,229,600	\$ 132,552,900

\$350M GO Bond

<i>Division</i>	<i>Project</i>	<i>Rank</i>	<i>Request</i>	<i>Total</i>
Public Safety - 8 Projects - \$25,425,300				
PSF	Thermal Imaging Cameras	12	\$ 441,000	\$ 132,993,900
PSF	National Fire Protection Association (NFPA) Station Standards - Phase II	13	\$ 3,000,000	\$ 135,993,900
PSF	Fire Station 612 Design and Construction	14	\$ 7,619,000	\$ 143,612,900
PSP	Hontz Training Track Replacement	16	\$ 1,919,300	\$ 145,532,200
PSP	Event Camera System Replacement	18	\$ 563,800	\$ 146,096,000
PSP	JD05 - (CCTV)(Security Camera System) and Access Control Replacement	19	\$ 310,000	\$ 146,406,000
PSF	Renovate Fire Station 606	62	\$ 5,734,400	\$ 152,140,400
PSF	Replace FS 604	63	\$ 5,837,800	\$ 157,978,200
Stormwater - 24 Projects - \$54,935,700				
SW	Oak Street Storm Drain	26	\$ 30,600	\$ 158,008,800
SW	Chaparral Road Storm Drain	27	\$ 153,100	\$ 158,161,900
SW	Troon North Tributary Levee	28	\$ 1,500,000	\$ 159,661,900
SW	Crossroads East Flood Control Phase 2	29	\$ 28,643,700	\$ 188,305,600
SW	McKellips Road Storm Drain	30	\$ 3,110,300	\$ 191,415,900
SW	Sherwood Heights Detention Basin	31	\$ 335,000	\$ 191,750,900
SW	Vista Collina Flood Control	34	\$ 50,000	\$ 191,800,900
SW	Vista Drive and 82nd Street Storm Drain	35	\$ 830,000	\$ 192,630,900
SW	Jenan Drive and 101st Street Storm Drain	36	\$ 75,500	\$ 192,706,400
SW	McDowell Road Storm Drain	38	\$ 3,235,100	\$ 195,941,500
SW	Roosevelt Street Storm Drain	39	\$ 4,490,000	\$ 200,431,500
SW	Scottsdale Road Storm Drain	40	\$ 985,100	\$ 201,416,600
	Continued...			

\$350M GO Bond

<i>Division</i>	<i>Project</i>	<i>Rank</i>	<i>Request</i>	<i>Total</i>
Stormwater - 24 Projects - \$54,935,700 cont.				
SW	McCormick Parkway at Northern Avenue Drainage Improvements	43	\$ 1,578,000	\$ 202,994,600
SW	82nd Street Storm Drain	44	\$ 1,095,100	\$ 204,089,700
SW	68th Street Storm Drain North of Camelback Road	45	\$ 1,050,000	\$ 205,139,700
SW	78th Street Storm Drain	46	\$ 1,200,000	\$ 206,339,700
SW	Sandflower Drive and 81st Street Storm Drain	47	\$ 534,000	\$ 206,873,700
SW	Hayden Road Collector Storm Drains	48	\$ 440,000	\$ 207,313,700
SW	68th Street Storm Drain North of the Arizona Canal	49	\$ 590,000	\$ 207,903,700
SW	Happy Valley Road Drainage Channel	50	\$ 1,000,000	\$ 208,903,700
SW	Cheery Lynn Road Storm Drain	54	\$ 715,100	\$ 209,618,800
SW	Rose Circle Storm Drain	55	\$ 670,000	\$ 210,288,800
SW	McCormick Parkway/Camelback Wash Culvert	56	\$ 2,000,000	\$ 212,288,800
SW	Miller Road and Kalarama Avenue Storm Drains	57	\$ 625,100	\$ 212,913,900
Downtown - 5 Projects - \$30,690,100				
Tourism	Scottsdale Center for the Performing Arts, Stage 2 Theater	12	\$ 1,200,000	\$ 214,113,900
Parks	Civic Center Plaza Improvements	18	\$ 5,749,200	\$ 219,863,100
Tourism	Downtown Marshall Way Streetscape (north)	32	\$ 1,800,700	\$ 221,663,800
Tourism	Downtown Public Parking	37	\$ 20,946,000	\$ 242,609,800
Tourism	Downtown Main Street Streetscape (east)	41	\$ 994,200	\$ 243,604,000

\$350M GO Bond

<i>Division</i>	<i>Project</i>	<i>Rank</i>	<i>Request</i>	<i>Total</i>
Transportation - 25 Projects - \$102,067,900				
Transportation	Paving Unpaved Roads	15	\$ 2,470,500	\$ 246,074,500
Transportation	TB56 - ITS/Signal System Upgrades	16	\$ 1,500,000	\$ 247,574,500
Transportation	126th Street and Via Linda Intersection Improvements	17	\$ 2,497,500	\$ 250,072,000
Transportation	Thomas Road & 64th Street Improvements	26	\$ 1,500,000	\$ 251,572,000
Transportation	Loop 101 N Frontage Rd: Pima Rd/Princess Dr to Hayden Rd	30	\$ 3,745,000	\$ 255,317,000
Transportation	Alma School Road and Happy Valley Road Intersection	32	\$ 2,317,400	\$ 257,634,400
Transportation	Alma School and Jomax Road Improvements	33	\$ 2,000,000	\$ 259,634,400
Transportation	Hayden Road and Chaparral Road Intersection Improvements	34	\$ 500,000	\$ 260,134,400
Transportation	Scottsdale Road Streetscape: Earll to Chaparral	43	\$ 6,000,000	\$ 266,134,400
Transportation	Airpark Street Imps - West side. Paradise Lane: Scottsdale Rd to Hayden Rd	44	\$ 6,000,000	\$ 272,134,400
Transportation	Miller Road - Pinnacle Peak Road to Happy Valley Road	47	\$ 8,414,200	\$ 280,548,600
Transportation	TPP & MMRR roundabout	49	\$ 1,700,000	\$ 282,248,600
Transportation	Cactus Road Complete Street - Scottsdale to the Loop 101	51	\$ 6,000,000	\$ 288,248,600
Transportation	Thomas Road 68th Street Intersection Improvements	52	\$ 1,500,000	\$ 289,748,600
Transportation	Thomas Road Streetscape 60th St to 73rd Street	53	\$ 6,000,000	\$ 295,748,600
Transportation	Cactus Road Complete Street - 64th to Scottsdale Road	54	\$ 6,000,000	\$ 301,748,600
Transportation	Pinnacle Peak Rd: Miller Road to Pima Road	55	\$ 7,000,000	\$ 308,748,600
Transportation	68th St: Osborn to Indian School	56	\$ 1,500,000	\$ 310,248,600
Transportation	Connect Schools into main Indian Bend Wash and Upper Camelback Wash path	57	\$ 1,500,000	\$ 311,748,600
Transportation	Cactus 94th Street Roundabout	58	\$ 1,500,000	\$ 313,248,600
Transportation	98th Street West Half Improvement - North of McDowell Mountain Ranch Road	59	\$ 1,500,000	\$ 314,748,600
Continued.				

\$350M GO Bond

<i>Division</i>	<i>Project</i>	<i>Rank</i>	<i>Request</i>	<i>Total</i>
Transportation - 25 Projects - \$102,067,900 CONT.				
Transportation	Shea Blvd Path: 124th Street to 131st Place	60	\$ 923,300	\$ 315,671,900
Transportation	Dynamite Boulevard: 56th Street to Scottsdale Road	61	\$ 13,000,000	\$ 328,671,900
Transportation	Dynamite Boulevard: Scottsdale Road to Pima Road	62	\$ 13,000,000	\$ 341,671,900
Transportation	Pima Path Shea to FLW	63	\$ 4,000,000	\$ 345,671,900
Westworld - 4 Projects - \$3,286,100				
Westworld	WestWorld 94th Street Improvements	15	\$ 451,000	\$ 346,122,900
Westworld	WestWorld Cover Arena 7	33	\$ 543,500	\$ 346,666,400
Westworld	WestWorld Arena Lights	51	\$ 1,331,300	\$ 347,997,700
Westworld	WestWorld Arena 8 flexible space	58	\$ 960,300	\$ 348,958,000
104 Projects Total				
Unfunded - 49 Projects - \$288,414,800				
Not Bond Eligible - 7 Projects - \$1,841,800				

0.1 % Sales Tax + \$350M GO Bond

- 0.1% Sales Tax used to fund ALCP projects.
- Project grouped by division
- 7 Projects totaling \$1.8M non-bond eligible:
 - IT projects to be delivered in SAAS environment.
 - Annual recurring projects without identified projects.
- 31 Projects totaling \$231M unfunded.

0.1 % Sales Tax + \$350M GO Bond

<i>Division</i>	<i>Project</i>	<i>Rank</i>	<i>Request</i>	<i>Total</i>
Stormwater Fee \$2/Month - \$2.17M Annually Leveraged as MPC - \$29M				
SW	FB53 - Crossroads East Flood Control Phase 1	11	\$ 30,142,000	\$ 30,142,000
0.1% Sales Tax - \$10M Annually - \$70M over life of ALCP – 22 Projects				
ALCP	Frank Lloyd Wright Blvd at Loop 101 Traffic Interchange	18	\$ 2,564,000	\$ 2,564,000
ALCP	Raintree Dr at Loop 101 Traffic Interchange	19	\$ 1,357,000	\$ 3,921,000
ALCP	Scottsdale Rd: Dixileta Dr to Ashler Hills Dr	21	\$ 4,071,000	\$ 7,992,000
ALCP	Carefree Hwy: Cave Creek Rd to Scottsdale Rd	23	\$ 3,433,000	\$ 11,425,000
ALCP	Scottsdale Rd: Jomax Rd to Dixileta Dr	24	\$ 4,101,000	\$ 15,526,000
ALCP	Scottsdale Rd: Ashler Hills Dr to Carefree Hwy	25	\$ 4,071,000	\$ 19,597,000
ALCP	Hayden Rd at Loop 101 Interchange Improvements	27	\$ 4,898,000	\$ 24,495,000
ALCP	Shea Blvd at Via Linda (Phase 2): Intersection Improvements	28	\$ 893,000	\$ 25,388,000
ALCP	Shea Auxiliary Lane from 90th St to Loop 101	29	\$ 2,739,000	\$ 28,127,000
ALCP	Shea Blvd: 96th to 114th St. ITS Improvements (Technology Project)	31	\$ 1,011,600	\$ 29,138,600
ALCP	Shea Blvd at 114th St: Intersection Improvements	35	\$ 113,800	\$ 29,252,400
ALCP	Shea Blvd at Frank Lloyd Wright Blvd: Intersection Improvements	36	\$ 284,500	\$ 29,536,900
ALCP	Shea Blvd at 110th St: Intersection Improvements	37	\$ 113,800	\$ 29,650,700
ALCP	Shea Blvd at Loop 101: Intersection Improvements	38	\$ 1,580,700	\$ 31,231,400
ALCP	Shea Blvd at 115th St: Intersection Improvements	39	\$ 47,400	\$ 31,278,800
ALCP	Shea Blvd at 135th St: Intersection Improvements	40	\$ 47,400	\$ 31,326,200
ALCP	Shea Blvd at 136th St: Intersection Improvements	41	\$ 161,200	\$ 31,487,400
ALCP	Pima Rd: Chaparral Rd to Thomas Rd	42	\$ 2,711,000	\$ 34,198,400
ALCP	Pima Rd: Dynamite Blvd to Stagecoach Rd	45	\$ 16,239,000	\$ 50,437,400
ALCP	Pima Rd: Happy Valley Rd to Dynamite Rd	46	\$ 10,178,000	\$ 60,615,400
ALCP	Legacy Dr: Hayden Rd to 88th Street	48	\$ 7,459,700	\$ 68,075,100
ALCP	Pima Rd: Thomas Rd to McDowell Rd	50	\$ 2,627,000	\$ 70,702,100

0.1 % Sales Tax + \$350M GO Bond

<i>Division</i>	<i>Project</i>	<i>Rank</i>	<i>Request</i>	<i>Total</i>
\$350M GO Bond				
IT - 6 Projects - \$4,991,400				
IT	Records Management System & Computer Aided Dispatch Enhancements & Refresh	9	\$ 354,900	\$ 354,900
IT	Computer Facility Infrastructure Improvements	11	\$ 561,600	\$ 916,500
IT	Document Management System Replacement*	13	\$ 570,000	\$ 1,486,500
IT	One Stop Shop Community Development System (CDS) Upgrade*	15	\$ 2,964,000	\$ 4,450,500
IT	Digital Terrain Model	16	\$ 177,200	\$ 4,627,700
IT	Library Technology Upgrades	17	\$ 363,700	\$ 4,991,400
Parks - 10 Projects - \$56,859,400				
Parks	McCormick-Stillman Railroad Park Improvements - Phase I	8	\$ 2,161,000	\$ 7,152,400
Parks	McCormick-Stillman Railroad Park Improvements - Phase II	9	\$ 917,200	\$ 8,069,600
Parks	Tennis Court Replacement/Resurfacing	19	\$ 3,105,000	\$ 11,174,600
Parks	Playground Rehabilitation	20	\$ 1,550,000	\$ 12,724,600
Parks	Sports Lighting Replacement Upgrades	21	\$ 2,385,000	\$ 15,109,600
Parks	Granite Reef Senior Center - Adult Day Care Center	42	\$ 2,972,200	\$ 18,081,800
Parks	Via Linda Senior Center Expansion	52	\$ 4,538,700	\$ 22,620,500
Parks	Eldorado Pool Solar Hot Water Heating System (ground mounted)	53	\$ 560,300	\$ 23,180,800
Parks	Park Restrooms	59	\$ 7,440,400	\$ 30,621,200
Parks	Cactus Pool Replacement	61	\$ 31,229,600	\$ 61,850,800
Planning - 1 Project - \$39,700				
Planning	Solar System Expansion - Appaloosa Library	67	\$ 39,700	\$ 61,890,500

0.1% Sales Tax + \$350M GO Bond

<i>Division</i>	<i>Project</i>	<i>Rank</i>	<i>Request</i>	<i>Total</i>
Public Safety - 9 Projects - \$29,652,600				
PSF	Thermal Imaging Cameras	12	\$ 441,000	\$ 62,331,500
PSF	National Fire Protection Association (NFPA) Station Standards - Phase II	13	\$ 3,000,000	\$ 65,331,500
PSF	Fire Station 612 Design and Construction	14	\$ 7,619,000	\$ 72,950,500
PSP	Hontz Training Track Replacement	16	\$ 1,919,300	\$ 74,869,800
PSP	Event Camera System Replacement	18	\$ 563,800	\$ 75,433,600
PSP	JD05 - (CCTV)(Security Camera System) and Access Control Replacement	19	\$ 310,000	\$ 75,743,600
PSF	Renovate Fire Station 606	62	\$ 5,734,400	\$ 81,478,000
PSF	Replace FS 604	63	\$ 5,837,800	\$ 87,315,800
PSP	Thomas Hontz Training Facility Renovation	64	\$ 4,227,300	\$ 91,543,100
Stormwater - 26 Projects - \$63,295,700				
SW	Oak Street Storm Drain	26	\$ 30,600	\$ 91,573,700
SW	Chaparral Road Storm Drain	27	\$ 153,100	\$ 91,726,800
SW	Troon North Tributary Levee	28	\$ 1,500,000	\$ 93,226,800
SW	Crossroads East Flood Control Phase 2	29	\$ 28,643,700	\$ 121,870,500
SW	McKellips Road Storm Drain	30	\$ 3,110,300	\$ 124,980,800
SW	Sherwood Heights Detention Basin	31	\$ 335,000	\$ 125,315,800
SW	Vista Collina Flood Control	34	\$ 50,000	\$ 125,365,800
SW	Vista Drive and 82nd Street Storm Drain	35	\$ 830,000	\$ 126,195,800
SW	Jenan Drive and 101st Street Storm Drain	36	\$ 75,500	\$ 126,271,300
SW	McDowell Road Storm Drain	38	\$ 3,235,100	\$ 129,506,400
SW	Roosevelt Street Storm Drain	39	\$ 4,490,000	\$ 133,996,400
SW	Scottsdale Road Storm Drain	40	\$ 985,100	\$ 134,981,500
CONTINUED.....				

0.1 % Sales Tax + \$350M GO Bond

<i>Division</i>	<i>Project</i>	<i>Rank</i>	<i>Request</i>	<i>Total</i>
Stormwater - 26 Projects - \$63,295,700 cont.				
SW	McCormick Parkway at Northern Avenue Drainage Improvements	43	\$ 1,578,000	\$ 136,559,500
SW	82nd Street Storm Drain	44	\$ 1,095,100	\$ 137,654,600
SW	68th Street Storm Drain North of Camelback Road	45	\$ 1,050,000	\$ 138,704,600
SW	78th Street Storm Drain	46	\$ 1,200,000	\$ 139,904,600
SW	Sandflower Drive and 81st Street Storm Drain	47	\$ 534,000	\$ 140,438,600
SW	Hayden Road Collector Storm Drains	48	\$ 440,000	\$ 140,878,600
SW	68th Street Storm Drain North of the Arizona Canal	49	\$ 590,000	\$ 141,468,600
SW	Happy Valley Road Drainage Channel	50	\$ 1,000,000	\$ 142,468,600
SW	Cheery Lynn Road Storm Drain	54	\$ 715,100	\$ 143,183,700
SW	Rose Circle Storm Drain	55	\$ 670,000	\$ 143,853,700
SW	McCormick Parkway/Camelback Wash Culvert	56	\$ 2,000,000	\$ 145,853,700
SW	Miller Road and Kalarama Avenue Storm Drains	57	\$ 625,100	\$ 146,478,800
SW	Wet Crossing Improvements	65	\$ 7,500,000	\$ 153,978,800
SW	Osborn Road Collector Storm Drains	66	\$ 860,000	\$ 154,838,800
Downtown - 5 Projects - \$30,690,100				
Tourism	Scottsdale Center for the Performing Arts, Stage 2 Theater	12	\$ 1,200,000	\$ 156,038,800
Parks	Civic Center Plaza Improvements	18	\$ 5,749,200	\$ 161,788,000
Tourism	Downtown Marshall Way Streetscape (north)	32	\$ 1,800,700	\$ 163,588,700
Tourism	Downtown Public Parking	37	\$ 20,946,000	\$ 184,534,700
Tourism	Downtown Main Street Streetscape (east)	41	\$ 994,200	\$ 185,528,900

0.1% Sales Tax + \$350M GO Bond

<i>Division</i>	<i>Project</i>	<i>Rank</i>	<i>Request</i>	<i>Total</i>
Transportation - 38 Projects - \$145,042,000				
Transportation	Paving Unpaved Roads	15	\$ 2,470,500	\$ 187,999,400
Transportation	TB56 - ITS/Signal System Upgrades	16	\$ 1,500,000	\$ 189,499,400
Transportation	126th Street and Via Linda Intersection Improvements	17	\$ 2,497,500	\$ 191,996,900
Transportation	Thomas Road & 64th Street Improvements	26	\$ 1,500,000	\$ 193,496,900
Transportation	Loop 101 N Frontage Rd: Pima Rd/Princess Dr to Hayden Rd	30	\$ 3,745,000	\$ 197,241,900
Transportation	Alma School Road and Happy Valley Road Intersection	32	\$ 2,317,400	\$ 199,559,300
Transportation	Alma School and Jomax Road Improvements	33	\$ 2,000,000	\$ 201,559,300
Transportation	Hayden Road and Chaparral Road Intersection Improvements	34	\$ 500,000	\$ 202,059,300
Transportation	Scottsdale Road Streetscape: Earll to Chaparral	43	\$ 6,000,000	\$ 208,059,300
Transportation	Airpark Street Imps - West side. Paradise Lane: Scottsdale Rd to Hayden Rd	44	\$ 6,000,000	\$ 214,059,300
Transportation	Miller Road - Pinnacle Peak Road to Happy Valley Road	47	\$ 8,414,200	\$ 222,473,500
Transportation	TPP & MMRR roundabout	49	\$ 1,700,000	\$ 224,173,500
Transportation	Cactus Road Complete Street - Scottsdale to the Loop 101	51	\$ 6,000,000	\$ 230,173,500
Transportation	Thomas Road 68th Street Intersection Improvements	52	\$ 1,500,000	\$ 231,673,500
Transportation	Thomas Road Streetscapte 60th St to 73rd Street	53	\$ 6,000,000	\$ 237,673,500
Transportation	Cactus Road Complete Street - 64th to Scottsdale Road	54	\$ 6,000,000	\$ 243,673,500
Transportation	Pinnacle Peak Rd: Miller Road to Pima Road	55	\$ 7,000,000	\$ 250,673,500
Transportation	68th St: Osborn to Indian School	56	\$ 1,500,000	\$ 252,173,500
Transportation	Connect Schools into main Indian Bend Wash and Upper Camelback Wash path	57	\$ 1,500,000	\$ 253,673,500
Transportation	Cactus 94th Street Roundabout	58	\$ 1,500,000	\$ 255,173,500
Transportation	98th Street West Half Improvement - North of McDowell Mountain Ranch Road	59	\$ 1,500,000	\$ 256,673,500
Transportation	Shea Blvd Path: 124th Street to 131st Place	60	\$ 923,300	\$ 257,596,800
Continued..				

0.1 % Sales Tax + \$350M GO Bond

<i>Division</i>	<i>Project</i>	<i>Rank</i>	<i>Request</i>	<i>Total</i>
Transportation - 38 Projects - \$145,042,000 cont.				
Transportation	Dynamite Boulevard: 56th Street to Scottsdale Road	61	\$ 13,000,000	\$ 270,596,800
Transportation	Dynamite Boulevard: Scottsdale Road to Pima Road	62	\$ 13,000,000	\$ 283,596,800
Transportation	Pima Path Shea to FLW	63	\$ 4,000,000	\$ 287,596,800
Transportation	CAP path: Northsight to 90th Street	64	\$ 4,000,000	\$ 291,596,800
Transportation	Indian Bend Wash Path Signage	65	\$ 520,000	\$ 292,116,800
Transportation	CAP Path Scottsdale to Northsight	66	\$ 700,000	\$ 292,816,800
Transportation	Dynamite Boulevard: 114th Street to 136th Street	67	\$ 13,000,000	\$ 305,816,800
Transportation	Cactus 96th Street Roundabout	68	\$ 1,500,000	\$ 307,316,800
Transportation	128th Street Rio Verde to Ranch gate-TEMP2028	69	\$ 2,500,000	\$ 309,816,800
Transportation	Jomax Road: Pinnacle Peak Trailhead to 118th Street	70	\$ 1,000,000	\$ 310,816,800
Transportation	Dirt Road Paving	71	\$ 500,000	\$ 311,316,800
Transportation	56th Street: Pinnacle Vista to Jomax	72	\$ 4,000,000	\$ 315,316,800
Transportation	Goldwater-Highland Intersection	73	\$ 1,000,000	\$ 316,316,800
Transportation	Happy Valley Road: Scottsdale to Pima	74	\$ 13,000,000	\$ 329,316,800
Transportation	Pinnacle Vista - 56th Street Intersection Improvements	75	\$ 754,100	\$ 330,070,900
Transportation	Via Linda - Arabian Trail Sidewalk Improvements	76	\$ 500,000	\$ 330,570,900
Westworld - 5 Projects - \$4,724,400				
Westworld	WestWorld 94th Street Improvements	15	\$ 451,000	\$ 331,021,900
Westworld	WestWorld Cover Arena 7	33	\$ 543,500	\$ 331,565,400
Westworld	WestWorld Arena Lights	51	\$ 1,331,300	\$ 332,896,700
Westworld	WestWorld Arena 8 flexible space	58	\$ 960,300	\$ 333,857,000
Westworld	WestWorld Parking Lot Lighting	68	\$ 1,438,300	\$ 335,295,300
122 Projects Total				
Unfunded - 31 Projects - \$231,375,400				
Not Bond Eligible - 7 Projects - \$1,841,800				

CIP Funding Options Summary:

Three scenarios:

- Sales tax increments 0.1%, 0.2%, 0.3%
- \$350M GO Bond
- 0.1% Sales Tax plus a \$350M GO Bond

QUESTIONS?

**Council CIP
Subcommittee
Recommendations
Follow Up Information**

**City Council Work Study Session
March 27, 2018**

CIP Subcommittee Follow-Up

- **Clarification of Revenue Projections – Food Tax**
- **Historical Revenue Collected**
 - Stormwater Fees**
 - Secondary Property Tax Levies**

CIP Subcommittee Questions Follow-Up

Clarification of Revenue Projections – Food Tax

	FY 2017/18 Adopted	YOY % Change	FY 2018/19 Proposed	YOY % Change	Change Prop to Adpt	
FY 2017/18	\$7,515,974		\$6,873,212		(\$642,762)	-9%
FY 2018/19	\$7,741,500	3%	\$6,941,900	1%	(\$799,600)	-10%
FY 2019/20	\$7,973,700	3%	\$7,011,300	1%	(\$962,400)	-12%
FY 2020/21	\$8,212,900	3%	\$7,081,500	1%	(\$1,131,400)	-14%
FY 2021/22	\$8,459,300	3%	\$7,152,300	1%	(\$1,307,000)	-15%
FY 2022/23	-		-		-	
	\$39,903,374		\$35,060,212		(\$4,843,162)	-12%

CIP Subcommittee Questions Follow-Up

Food Tax Revenue Transfers to CIP – with assumptions

	FY 2017/18 Adopted	YOY % Change	FY 2018/19 Proposed	YOY % Change	Change (Prop to Adpt)	
FY 2017/18 *	\$5,010,900		\$4,582,370		(\$428,530)	-9%
FY 2018/19 **	\$7,741,500	3%	\$6,941,900	1%	(\$799,600)	-10%
FY 2019/20	\$7,973,700	3%	\$7,011,300	1%	(\$962,400)	-12%
FY 2020/21	\$8,212,900	3%	\$7,081,500	1%	(\$1,131,400)	-14%
FY 2021/22	\$8,459,300	3%	\$7,152,300	1%	(\$1,307,000)	-15%
FY 2022/23	\$8,700,000 ***	3%	\$7,223,800	1%	(\$1,476,200)	-17%
	\$46,098,300		\$39,993,171		(\$6,105,129)	-13%

* 66.6% of Food Tax revenue is transferred to CIP per Financial Policy No. 17 (phased in over three years beginning in FY 2016/17).

** YOY % Change based on 100% of Food Tax in FY 2017/18.

*** Assumed 3% growth prior to getting forecasted amount from Tax Audit as part of the FY 2018/19 budget development process.

CIP Subcommittee Follow-Up

Clarification of Revenue Projections – Food Tax

- **Arizona Department of Revenue managing revenue collections**
- **USDA Consumer Price Index – 0.5% to 1.5%**

CIP Subcommittee Follow-Up

Secondary Property Tax Levies (\$ in millions)

	Debt Service	Use of Reserve	Levy	
FY 2008/09			\$35.8	actual
FY 2009/10			\$31.8	actual
FY 2010/11			\$37.9	actual
FY 2011/12			\$37.0	actual
FY 2012/13			\$36.7	actual
FY 2013/14			\$36.7	actual
FY 2014/15			\$35.6	actual
FY 2015/16			\$32.2	actual
FY 2016/17			\$33.6	actual
FY 2017/18	\$34.2	(\$0.60)	\$33.6	estimated
FY 2018/19	\$35.2	(\$0.95)	\$34.2	estimated
FY 2019/20	\$33.2	-	\$33.2	estimated
FY 2020/21	\$31.3	-	\$31.3	estimated
FY 2021/22	\$27.0	-	\$27.0	estimated
FY 2022/23	\$27.0	-	\$27.0	estimated

CIP Subcommittee Follow-Up

Stormwater Fees

FY 2004/05	\$611,989	actual
FY 2005/06	\$733,190	actual
FY 2006/07	\$743,185	actual
FY 2007/08	\$861,021	actual
FY 2008/09	\$814,326	actual
FY 2009/10	\$789,380	actual
FY 2010/11	\$832,359	actual
FY 2011/12	\$859,066	actual
FY 2012/13	\$838,117	actual
FY 2013/14	\$900,389	actual
FY 2014/15	\$906,251	actual
FY 2015/16	\$912,891	actual
FY 2016/17	\$921,358	actual
FY 2017/18	\$927,276	estimated
FY 2018/19	\$933,234	estimated
FY 2019/20	\$942,600	estimated
FY 2020/21	\$952,000	estimated
FY 2021/22	\$961,500	estimated
FY 2022/23	\$971,100	estimated

FY 18/19 CIP Requests

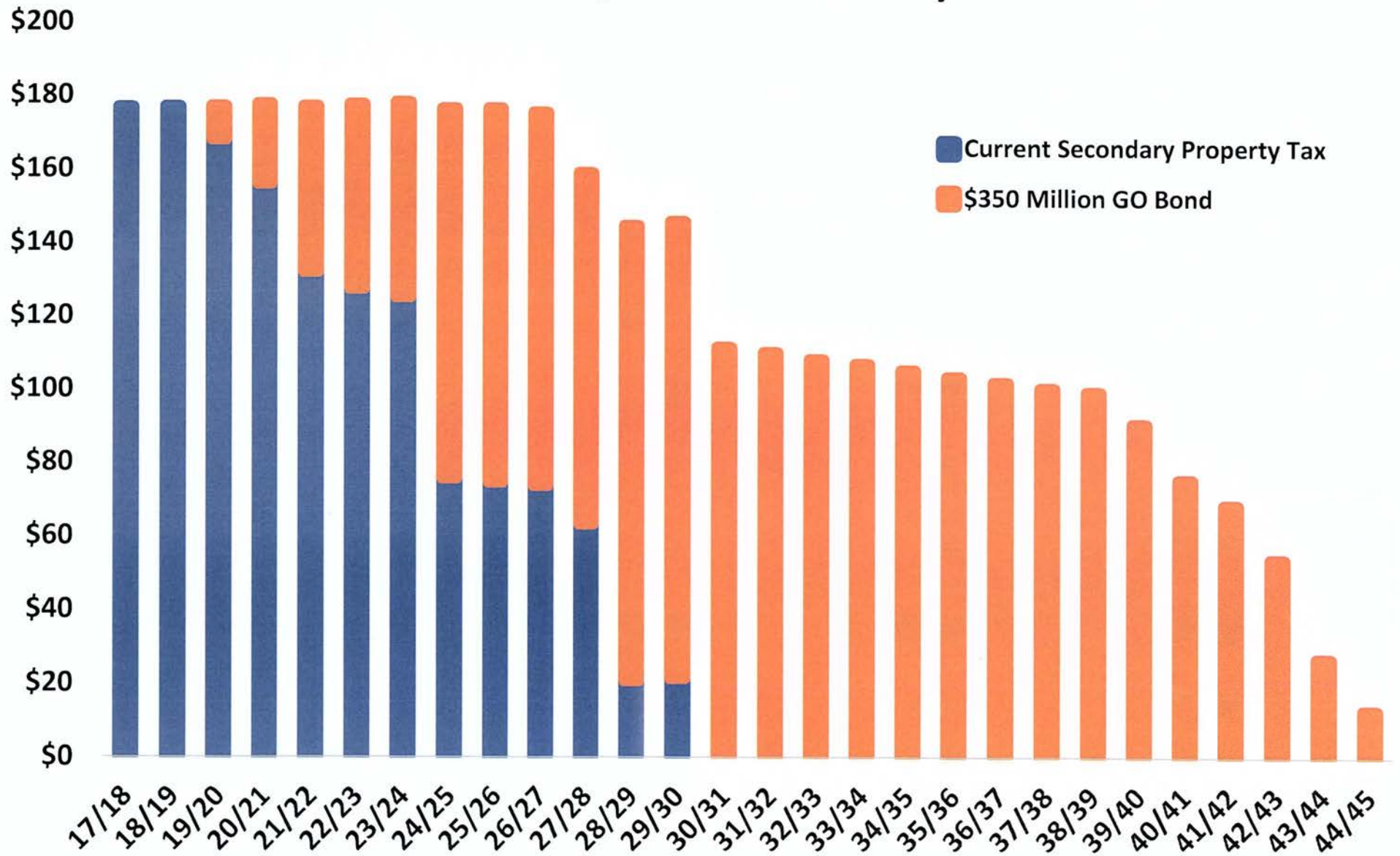
- After removing Desert Edge and Scottsdale Stadium Redesign, \$639.2 million in requests remain.
 - \$380.5 million General Fund
 - \$258.7 million Transportation

FY 18/19 CIP Requests

- Council has provided direction on Storm Water project funding
- Staff recommendation
 - Crossroads East Flood Control Phase 1 - \$30.1 million
 - Balance of Storm water Projects \$54.9 million

Impact of \$350M GO Bond

Based on \$300k Home in 17/18



Estimated Secondary Property Tax

	FY 19	FY 20	FY 21	FY 22	FY 23	FY 24	FY 25	FY 26	FY 27	FY 28
Current Secondary Property Tax	\$177	\$168	\$156	\$132	\$127	\$125	\$76	\$74	\$74	\$63
\$350 Million GO Bond	\$0	\$9	\$22	\$45	\$50	\$53	\$101	\$102	\$102	\$96
Total	\$177	\$177	\$178	\$177	\$177	\$178	\$177	\$176	\$176	\$159

Pros of GO Debt

- Leaves current secondary rates level or slightly declining
- Contributions by businesses, non-resident property owners and resident property owners
- Structure for approving and managing capital spending (accountability-citizen task force)
- Infrastructure delivered when needed
- Increases capacity to invest

Pros of GO Debt

- Those who benefit pay for improvements
- Ensures matching funds benefit our community
- Lowest cost of capital
- Non-elastic revenue source
- Progressive tax

Cons of GO Debt

- Borrowing costs
- Debt payments limit future flexibility
- May increase operating cost with no associated revenue source
- Once program is complete, need authorization from voters for new GO program

Sales Tax Financing

- Increase of .1% produces approximately \$10 million in GF revenue
- \$10 million can be leveraged to provide approximately \$133 million in MPC debt

Pros of Sales Tax Funding

- Current permanent sales tax rate is lowest in Arizona
- Infrastructure delivered when needed
- Increases capacity to invest
- May be used to fund operating impacts
- Unless sunset provision, may provide capital and operating funds ongoing basis
- Ensures matching funds benefit our community

Cons of Sales Tax Funding

- To a great extent, businesses don't pay
- Elastic revenue source
- Regressive tax
- Only 15% paid by visitors

FY 18/19 CIP Development

Original FY 18/19 CIP Development Requests

Original General Fund Requests	\$	534,098,800
Original Transportation Fund Requests	\$	275,862,900
Total Original Requests	\$	809,961,700

General Fund Request Modifications

Proposed FY 18/19 CIP	\$	(10,578,400)
Assumed Funding of Crossroads East Phase I by SW Fee	\$	(30,142,000)
CIP Subcommittee removal of Desert Discovery Center	\$	(68,433,400)
CIP Subcommittee removal of Scottsdale Stadium Renovations	\$	(42,000,000)
Acceptance of grant for funding of Defibrillators	\$	(936,000)
Correction of Records Mgmt & Computer Aided Dispatch Project	\$	(1,470,200)
Current General Fund Request	\$	380,538,800

Transportation Fund Request Modifications

Proposed FY 18/19 CIP	\$	(17,187,100)
Current Transportation Fund Request	\$	258,675,800

Current Project Requests \$ 639,214,600

CIP General Fund Requests

Project	Rank	Request	Running Total
Facilities Repair and Maintenance Program	1	\$ 4,965,600	\$ 4,965,600
IT - Network Infrastructure	1	\$ 430,200	\$ 5,395,800
Aquatics Chemical System Replacement	2	\$ 461,100	\$ 5,856,900
IT - Server Infrastructure	2	\$ 1,045,000	\$ 6,901,900
Fire Station 612 Land Acquisition	3	\$ 3,000,000	\$ 9,901,900
Police Portable & Vehicle Radio Replacement	3	\$ 992,700	\$ 10,894,600
National Fire Protection Association (NFPA) Station Standards - Phase I	4	\$ (3,000,000)	\$ 7,894,600
Public Safety-Fire Radio Replacement	4	\$ 2,116,600	\$ 10,011,200
Jail Dormitory	5	\$ 702,400	\$ 10,713,600
Crime Laboratory Equipment Replacement	5	\$ 168,400	\$ 10,882,000
Civic Center Library - Story Time Room Expansion	6	\$ -	\$ 10,882,000
Scottsdale Video Network Telecast/Production/Video Streaming & Kiva Presentation Equipment	6	\$ 141,400	\$ 11,023,400
Irrigation Control System	7	\$ -	\$ 11,023,400
Civic Center Library - Scottsdale Heritage Connection	7	\$ (553,900)	\$ 10,469,500
Bell & Howell Mail Postage Inserter Replacement	8	\$ 108,900	\$ 10,578,400
McCormick-Stillman Railroad Park Improvements - Phase I	8	\$ 2,161,000	\$ 12,739,400
Records Management System & Computer Aided Dispatch Enhancements & Refresh	9	\$ 1,825,100	\$ 14,564,500
McCormick-Stillman Railroad Park Improvements - Phase II	9	\$ 917,200	\$ 15,481,700
Scottsdale Masterplan Expansion Parking	10	\$ 1,500,000	\$ 16,981,700
Replace Cardiac Monitors - Defibrillators	10	\$ 936,000	\$ 17,917,700
Computer Facility Infrastructure Improvements	11	\$ 561,600	\$ 18,479,300
FB53 - Crossroads East Flood Control Phase 1	11	\$ 30,142,000	\$ 48,621,300
Thermal Imaging Cameras	12	\$ 441,000	\$ 49,062,300
Scottsdale Center for the Performing Arts, Stage 2 Theater	12	\$ 1,200,000	\$ 50,262,300
Document Management System Replacement*	13	\$ 570,000	\$ 50,832,300
National Fire Protection Association (NFPA) Station Standards - Phase II	13	\$ 3,000,000	\$ 53,832,300
Enterprise Resource Planning System	14	\$ 642,000	\$ 54,474,300
Fire Station 612 Design and Construction	14	\$ 7,619,000	\$ 62,093,300
WestWorld 94th Street Improvements	15	\$ 451,000	\$ 62,544,300
One Stop Shop Community Development System (CDS) Upgrade*	15	\$ 2,964,000	\$ 65,508,300
Digital Terrain Model	16	\$ 177,200	\$ 65,685,500
Hontz Training Track Replacement	16	\$ 1,919,300	\$ 67,604,800
Scottsdale Road Streetscape Design	17	\$ 300,000	\$ 67,904,800
Library Technology Upgrades	17	\$ 363,700	\$ 68,268,500
Event Camera System Replacement	18	\$ 563,800	\$ 68,832,300
Civic Center Plaza Improvements	18	\$ 5,749,200	\$ 74,581,500
JD05 - (CCTV)(Security Camera System) and Access Control Replacement	19	\$ 310,000	\$ 74,891,500
Tennis Court Replacement/Resurfacing	19	\$ 3,105,000	\$ 77,996,500
Enterprise Project & Application Management System	20	\$ 45,800	\$ 78,042,300
Playground Rehabilitation	20	\$ 1,550,000	\$ 79,592,300
Learning Management System	21	\$ 342,000	\$ 79,934,300
Sports Lighting Replacement Upgrades	21	\$ 2,385,000	\$ 82,319,300
Data Management Solution for Analytics	22	\$ 62,000	\$ 82,381,300
Oak Street Storm Drain	26	\$ 30,600	\$ 82,411,900
Chaparral Road Storm Drain	27	\$ 153,100	\$ 82,565,000
Troon North Tributary Levee	28	\$ 1,500,000	\$ 84,065,000
Crossroads East Flood Control Phase 2	29	\$ 28,643,700	\$ 112,708,700
McKellips Road Storm Drain	30	\$ 3,110,300	\$ 115,819,000
Sherwood Heights Detention Basin	31	\$ 335,000	\$ 116,154,000
Downtown Marshall Way Streetscape (north)	32	\$ 1,800,700	\$ 117,954,700
WestWorld Cover Arena 7	33	\$ 543,500	\$ 118,498,200
Vista Collina Flood Control	34	\$ 50,000	\$ 118,548,200
Vista Drive and 82nd Street Storm Drain	35	\$ 830,000	\$ 119,378,200

CIP General Fund Requests

Project	Rank	Request	Running Total
Jenan Drive and 101st Street Storm Drain	36	\$ 75,500	\$ 119,453,700
Downtown Public Parking	37	\$ 20,946,000	\$ 140,399,700
McDowell Road Storm Drain	38	\$ 3,235,100	\$ 143,634,800
Roosevelt Street Storm Drain	39	\$ 4,490,000	\$ 148,124,800
Scottsdale Road Storm Drain	40	\$ 985,100	\$ 149,109,900
Downtown Main Street Streetscape (east)	41	\$ 994,200	\$ 150,104,100
Granite Reef Senior Center - Adult Day Care Center	42	\$ 2,972,200	\$ 153,076,300
McCormick Parkway at Northern Avenue Drainage Improvements	43	\$ 1,578,000	\$ 154,654,300
82nd Street Storm Drain	44	\$ 1,095,100	\$ 155,749,400
68th Street Storm Drain North of Camelback Road	45	\$ 1,050,000	\$ 156,799,400
78th Street Storm Drain	46	\$ 1,200,000	\$ 157,999,400
Sandflower Drive and 81st Street Storm Drain	47	\$ 534,000	\$ 158,533,400
Hayden Road Collector Storm Drains	48	\$ 440,000	\$ 158,973,400
68th Street Storm Drain North of the Arizona Canal	49	\$ 590,000	\$ 159,563,400
Happy Valley Road Drainage Channel	50	\$ 1,000,000	\$ 160,563,400
WestWorld Arena Lights	51	\$ 1,331,300	\$ 161,894,700
Via Linda Senior Center Expansion	52	\$ 4,538,700	\$ 166,433,400
Eldorado Pool Solar Hot Water Heating System (ground mounted)	53	\$ 560,300	\$ 166,993,700
Cheery Lynn Road Storm Drain	54	\$ 715,100	\$ 167,708,800
Rose Circle Storm Drain	55	\$ 670,000	\$ 168,378,800
McCormick Parkway/Camelback Wash Culvert	56	\$ 2,000,000	\$ 170,378,800
Miller Road and Kalarama Avenue Storm Drains	57	\$ 625,100	\$ 171,003,900
WestWorld Arena 8 flexible space	58	\$ 960,300	\$ 171,964,200
Park Restrooms	59	\$ 7,440,400	\$ 179,404,600
Scottsdale Stadium Redesign	60	\$ 42,000,000	\$ 221,404,600
Cactus Pool Replacement	61	\$ 31,229,600	\$ 252,634,200
Renovate Fire Station 606	62	\$ 5,734,400	\$ 258,368,600
Replace FS 604	63	\$ 5,837,800	\$ 264,206,400
Thomas Hontz Training Facility Renovation	64	\$ 4,227,300	\$ 268,433,700
Wet Crossing Improvements	65	\$ 7,500,000	\$ 275,933,700
Osborn Road Collector Storm Drains	66	\$ 860,000	\$ 276,793,700
Solar System Expansion - Appaloosa Library	67	\$ 39,700	\$ 276,833,400
WestWorld Parking Lot Lighting	68	\$ 1,438,300	\$ 278,271,700
Training Academy	77	\$ 33,258,500	\$ 311,530,200
Via Linda Police Station Renovation	78	\$ 2,000,000	\$ 313,530,200
Scottsdale Road Resort Corridor Power Undergrounding & New Street Light Sys.	79	\$ 14,271,500	\$ 327,801,700
Scottsdale Road Shea Corridor Power Under Grounding & Street Light System	80	\$ 20,090,200	\$ 347,891,900
Desert Discovery Center	81	\$ 68,433,400	\$ 416,325,300
Park Ramada Replacements	82	\$ 2,024,000	\$ 418,349,300
Paiute Community Center Replacement	83	\$ 11,174,200	\$ 429,523,500
DC Ranch Community Center and Park	84	\$ 13,021,600	\$ 442,545,100
DC Ranch Neighborhood Park	85	\$ 6,097,700	\$ 448,642,800
Whisper Rock Community Center	86	\$ 9,084,700	\$ 457,727,500
Whisper Rock Neighborhood Park	87	\$ 6,097,700	\$ 463,825,200
Scottsdale Rd. Rawhide Corridor Power Undergrounding and New Streetlight Sys.	88	\$ 12,140,600	\$ 475,965,800
Thompson Peak Park Phase II	89	\$ 4,637,400	\$ 480,603,200
Doc Cavalierre Community Center	90	\$ 10,736,400	\$ 491,339,600
Civic Center Jail and Downtown Police Facility Renovation	91	\$ 13,102,500	\$ 504,442,100
Foothills Police Station Renovation	92	\$ 1,000,000	\$ 505,442,100
Scottsdale Road Airpark Corridor Underground Power and Utilities	93	\$ 16,095,300	\$ 521,537,400
Recreation Facilities Fencing (Replacement and New)	94	\$ 2,291,600	\$ 523,829,000
Move Graphics and Mail from SCY to NCY	95	\$ 633,700	\$ 524,462,700
Thompson Peak Park Phase II - Community Center	96	\$ 9,636,100	\$ 534,098,800

CIP Transportation Fund Requests

Project	Rank	Request	Running Total
Miller Road Underpass at the 101 Freeway	1	\$ -	\$ -
ADA Transition Plan Implementation	2	\$ 1,500,000	\$ 1,500,000
Raintree Drive: Scottsdale Road to Hayden Road	3	\$ 33,500	\$ 1,533,500
Pavement Overlay Program	4	\$ 6,550,000	\$ 8,083,500
Indian Bend Wash Underpass at Chaparral Road	5	\$ 931,800	\$ 9,015,300
Traffic Signal Construction	6	\$ 300,000	\$ 9,315,300
Roadway Capacity & Safety Improvements	7	\$ 900,000	\$ 10,215,300
Sidewalk Improvements	8	\$ (400,000)	\$ 9,815,300
Bikeways Program	9	\$ -	\$ 9,815,300
Trail Improvement Program	10	\$ -	\$ 9,815,300
Scottsdale Rd: Thompson Peak Pkwy to Pinnacle Peak Pkwy Phase II	11	\$ 2,626,300	\$ 12,441,600
Scottsdale Rd: Pinnacle Peak Pkwy to Jomax Rd	12	\$ 771,000	\$ 13,212,600
Osborn Road Complete Street: Hayden Road to Scottsdale Road	13	\$ 1,477,000	\$ 14,689,600
128th Street and Via Linda Intersection Improvement	14	\$ 2,497,500	\$ 17,187,100
Paving Unpaved Roads	15	\$ 2,470,500	\$ 19,657,600
TB56 - ITS/Signal System Upgrades	16	\$ 1,500,000	\$ 21,157,600
126th Street and Via Linda Intersection Improvements	17	\$ 2,497,500	\$ 23,655,100
Frank Lloyd Wright Blvd at Loop 101 Traffic Interchange	18	\$ 2,564,000	\$ 26,219,100
Raintree Dr at Loop 101 Traffic Interchange	19	\$ 1,357,000	\$ 27,576,100
YE21 - Neighborhood Traffic Management Program	20	\$ 250,000	\$ 27,826,100
Scottsdale Rd: Dixileta Dr to Ashler Hills Dr	21	\$ 4,071,000	\$ 31,897,100
YE30 - Streetlight Replacement	22	\$ 200,000	\$ 32,097,100
Carefree Hwy: Cave Creek Rd to Scottsdale Rd	23	\$ 3,433,000	\$ 35,530,100
Scottsdale Rd: Jomax Rd to Dixileta Dr	24	\$ 4,101,000	\$ 39,631,100
Scottsdale Rd: Ashler Hills Dr to Carefree Hwy	25	\$ 4,071,000	\$ 43,702,100
Thomas Road & 64th Street Improvements	26	\$ 1,500,000	\$ 45,202,100
Hayden Rd at Loop 101 Interchange Improvements	27	\$ 4,898,000	\$ 50,100,100
Shea Blvd at Via Linda (Phase 2): Intersection Improvements	28	\$ 893,000	\$ 50,993,100
Shea Auxiliary Lane from 90th St to Loop 101	29	\$ 2,739,000	\$ 53,732,100
Loop 101 N Frontage Rd: Pima Rd/Princess Dr to Hayden Rd	30	\$ 3,745,000	\$ 57,477,100
Shea Blvd: 96th to 114th St. ITS Improvements (Technology Project)	31	\$ 1,011,600	\$ 58,488,700
Alma School Road and Happy Valley Road Intersection	32	\$ 2,317,400	\$ 60,806,100
Alma School and Jomax Road Improvements	33	\$ 2,000,000	\$ 62,806,100
Hayden Road and Chaparral Road Intersection Improvements	34	\$ 500,000	\$ 63,306,100
Shea Blvd at 114th St: Intersection Improvements	35	\$ 113,800	\$ 63,419,900
Shea Blvd at Frank Lloyd Wright Blvd: Intersection Improvements	36	\$ 284,500	\$ 63,704,400
Shea Blvd at 110th St: Intersection Improvements	37	\$ 113,800	\$ 63,818,200
Shea Blvd at Loop 101: Intersection Improvements	38	\$ 1,580,700	\$ 65,398,900
Shea Blvd at 115th St: Intersection Improvements	39	\$ 47,400	\$ 65,446,300
Shea Blvd at 135th St: Intersection Improvements	40	\$ 47,400	\$ 65,493,700
Shea Blvd at 136th St: Intersection Improvements	41	\$ 161,200	\$ 65,654,900
Pima Rd: Chaparral Rd to Thomas Rd	42	\$ 2,711,000	\$ 68,365,900
Scottsdale Road Streetscape: Earll to Chaparral	43	\$ 6,000,000	\$ 74,365,900
Airpark Street Imps - West side. Paradise Lane: Scottsdale Rd to Hayden Rd	44	\$ 6,000,000	\$ 80,365,900
Pima Rd: Dynamite Blvd to Stagecoach Rd	45	\$ 16,239,000	\$ 96,604,900
Pima Rd: Happy Valley Rd to Dynamite Rd	46	\$ 10,178,000	\$ 106,782,900
Miller Road - Pinnacle Peak Road to Happy Valley Road	47	\$ 8,414,200	\$ 115,197,100
Legacy Dr: Hayden Rd to 88th Street	48	\$ 7,459,700	\$ 122,656,800
TPP & MMRR roundabout	49	\$ 1,700,000	\$ 124,356,800
Pima Rd: Thomas Rd to McDowell Rd	50	\$ 2,627,000	\$ 126,983,800
Cactus Road Complete Street - Scottsdale to the Loop 101	51	\$ 6,000,000	\$ 132,983,800
Thomas Road 68th Street Intersection Improvements	52	\$ 1,500,000	\$ 134,483,800
Thomas Road Streetscapte 60th St to 73rd Street	53	\$ 6,000,000	\$ 140,483,800

CIP Transportation Fund Requests

Project	Rank	Request	Running Total
Cactus Road Complete Street - 64th to Scottsdale Road	54	\$ 6,000,000	\$ 146,483,800
Pinnacle Peak Rd: Miller Road to Pima Road	55	\$ 7,000,000	\$ 153,483,800
68th St: Osborn to Indian School	56	\$ 1,500,000	\$ 154,983,800
Connect Schools into main Indian Bend Wash and Upper Camelback Wash path	57	\$ 1,500,000	\$ 156,483,800
Cactus 94th Street Roundabout	58	\$ 1,500,000	\$ 157,983,800
98th Street West Half Improvement - North of McDowell Mountain Ranch Road	59	\$ 1,500,000	\$ 159,483,800
Shea Blvd Path: 124th Street to 131st Place	60	\$ 923,300	\$ 160,407,100
Dynamite Boulevard: 56th Street to Scottsdale Road	61	\$ 13,000,000	\$ 173,407,100
Dynamite Boulevard: Scottsdale Road to Pima Road	62	\$ 13,000,000	\$ 186,407,100
Pima Path Shea to FLW	63	\$ 4,000,000	\$ 190,407,100
CAP path: Northsight to 90th Street	64	\$ 4,000,000	\$ 194,407,100
Indian Bend Wash Path Signage	65	\$ 520,000	\$ 194,927,100
CAP Path Scottsdale to Northsight	66	\$ 700,000	\$ 195,627,100
Dynamite Boulevard: 114th Street to 136th Street	67	\$ 13,000,000	\$ 208,627,100
Cactus 96th Street Roundabout	68	\$ 1,500,000	\$ 210,127,100
128th Street Rio Verde to Ranch gate-TEMP2028	69	\$ 2,500,000	\$ 212,627,100
Jomax Road: Pinnacle Peak Trailhead to 118th Street	70	\$ 1,000,000	\$ 213,627,100
Dirt Road Paving	71	\$ 500,000	\$ 214,127,100
56th Street: Pinnacle Vista to Jomax	72	\$ 4,000,000	\$ 218,127,100
Goldwater-Highland Intersection	73	\$ 1,000,000	\$ 219,127,100
Happy Valley Road: Scottsdale to Pima	74	\$ 13,000,000	\$ 232,127,100
Pinnacle Vista - 56th Street Intersection Improvements	75	\$ 754,100	\$ 232,881,200
Via Linda - Arabian Trail Sidewalk Improvements	76	\$ 500,000	\$ 233,381,200
Legacy Bridge at 9600 East Reata Pass Wash	77	\$ 13,000,000	\$ 246,381,200
Street Improvements adjacent to Ringtail trailhead	78	\$ 700,000	\$ 247,081,200
Westland Road: Hayden to Pima	79	\$ 2,500,000	\$ 249,581,200
Thompson Peak Parkway 2nd Bridge @ Reata Pass Wash	80	\$ 13,000,000	\$ 262,581,200
64th Street and Shea Boulevard	81	\$ 800,000	\$ 263,381,200
Shea 142nd to City Border at FH South Side	82	\$ 700,000	\$ 264,081,200
Downtown Couplet, lane reductions and Scottsdale Rd transitions, includes bike	83	\$ 2,500,000	\$ 266,581,200
CAP Path - Horizon Park to Stonegate Equestrian Park	84	\$ 5,000,000	\$ 271,581,200
North Area Street Improvements	85	\$ 2,200,000	\$ 273,781,200
96th Street and Thunderbird Road Intersection	86	\$ 1,681,700	\$ 275,462,900
Via De Ventura sidewalk between Hayden and VL	87	\$ 400,000	\$ 275,862,900

Strategic Approach to Revenue Generation Sales Tax & Bonds

MARCH 27, 2018

CITY COUNCIL WORK STUDY SESSION

COUNCILMAN GUY PHILLIPS



Thinking strategically about Taxes...

1. Sales Tax and Bonds are different revenue tools for different purposes
2. Residents are equally divided on how to be taxed
3. Adding both is not an option

Not all taxes are the same...

Sales Tax Uses



Smaller projects,
needed annually

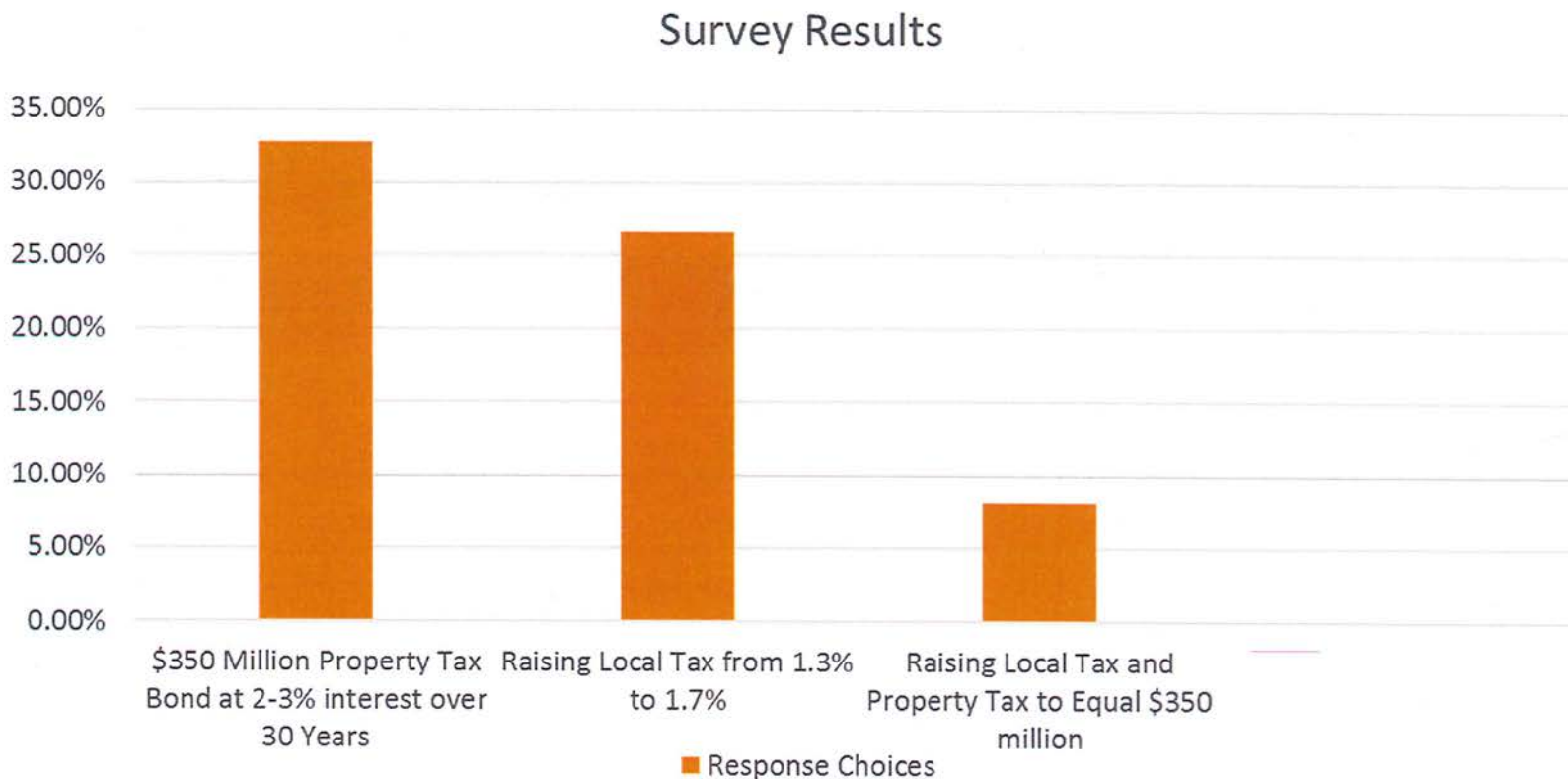
Scottsdale has **THE** lowest **Sales Tax rate** in the State.

Bond Uses



Large projects,
based on need

Scottsdale needs \$350 million over the next 10 years for infrastructure improvements. What would be your preference if a tax measure came to you via local election?



Bonds can be good but not perfect....

- ☒ Property values increase over time—estimates range from 1-3% annual increases
- ☒ Commercial property taxes are passed on to residents—we will end up paying them
- ☒ Sales taxes have no interest cost. Bonds do—using bonds adds 4-5% to the cost

Bonds & home ownership...

BONDS & HOME OWNERSHIP....

- Residents can lose their homes!
 - Between 2008-2012, 14 Scottsdale residents lost their homes to tax lien foreclosures.
- Can hinder new homes sales too.
- “It’s only \$37 / year.” When in fact, it is really \$3-4,000 a year.

AVERAGE RESIDENT BURDEN

- \$300,000 homeowner will pay an estimated **\$3,487** for new bonds.
- Assumptions:
 - \$350 million in Bonds
 - Payments over 20 years
 - 4.5% interest rate



Sales tax is a good solution...

Eliminates need for transportation projects in the bond plus obtains Prop 400 funds



Sales tax arguably a lower cost


Example:

Average person spends \$300 on purchases.

$52 \text{ weeks} \times \$300 \times .3\% = \$46.8 \text{ increase}$

Assumptions:

\$300 does not include non-prepared food



Proposed Sales Tax Change

Rate Change	Tax Use	Comment
+.1%	General Fund	Capital Projects
+.1%	Transportation	Use to gain Prop 400 funds that we will lose otherwise
+.1%	Offset of Food tax (General Fund)	Funds the elimination of the food tax*
Total = .3%		

***on non-prepared food**

Sales Tax ballot question



SUBMITTED TO THE PEOPLE BY THE SCOTTSDALE CITY COUNCIL

OFFICIAL TITLE

SHALL THE CITY COUNCIL BE AUTHORIZED TO ADOPT AN ORDINANCE THAT WOULD BOTH ELIMINATE THE TAX ON RETAIL SALES OF FOOD FOR HOME CONSUMPTION AND INCREASE THE RATE OF TRANSACTION PRIVILEGE AND USE TAX ON CERTAIN OTHER TAXABLE ACTIVITIES IN THE CITY OF SCOTTSDALE BY NOT MORE THAN .3%.

Descriptive Title

This proposition would authorize the City Council to adopt an ordinance that would both eliminate the tax on retail sales of food for home consumption and increase the rate of Transaction Privilege and Use Tax on certain other taxable activities in the City of Scottsdale by not more than .3%.

Effect of amendment:

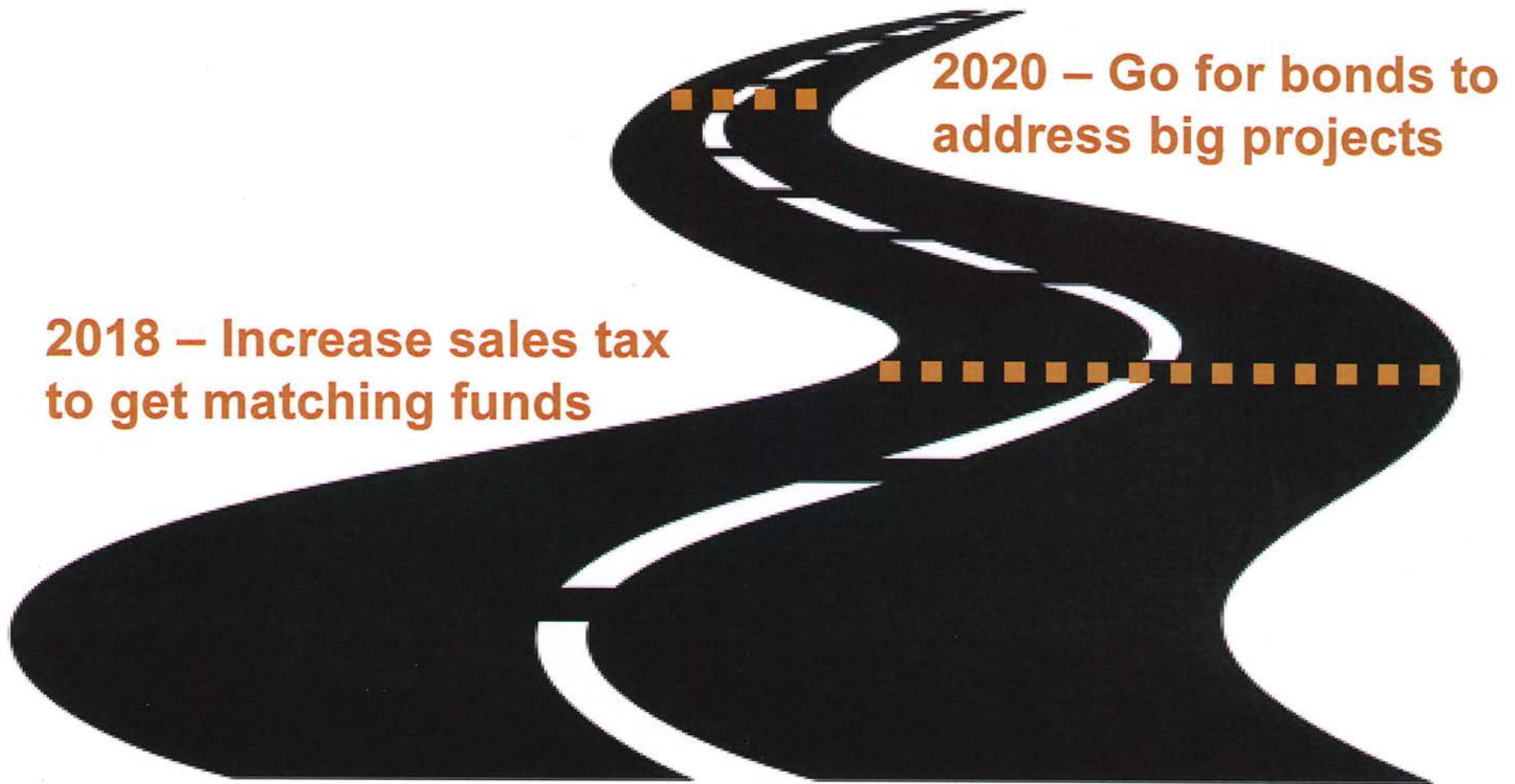
A "yes" vote shall have the effect of authorizing the City Council to adopt an ordinance that would both eliminate the tax on retail sales of food for home consumption and increase the rate of Transaction Privilege and Use Tax on certain other taxable activities in the City of Scottsdale by not more than .3%.

A "no" vote shall have the effect of continuing the present rate of tax on all taxable activities.

With a Sales Tax, it opens up **more capital projects** we can do, including:

<u>Region</u>	<u>Project</u>	<u>Cost</u>	
South Scottsdale	Indian Bend Wash Improvements, Thomas to McKellips	\$30 million	
Central Scottsdale	Scottsdale Mall Renovation	\$12 million	
North Scottsdale	Brown Belt to contain flooding	\$30 million	

A better roadmap...





Discussion



**Council CIP
Subcommittee
Recommendations
Funding Options/Project Groupings
City Council Work Study Session
March 27, 2018**

FY 18/19 CIP Development

Original FY 18/19 CIP Development Requests

Original General Fund Requests	\$	534,098,800
Original Transportation Fund Requests	\$	275,862,900
Total Original Requests	\$	809,961,700

General Fund Request Modifications

Proposed FY 18/19 CIP	\$	(10,578,400)
Assumed Funding of Crossroads East Phase I by SW Fee	\$	(30,142,000)
CIP Subcommittee removal of Desert Discovery Center	\$	(68,433,400)
CIP Subcommittee removal of Scottsdale Stadium Renovations	\$	(42,000,000)
Acceptance of grant for funding of Defibrillators	\$	(936,000)
Correction of Records Mgmt & Computer Aided Dispatch Project	\$	(1,470,200)
Current General Fund Request	\$	380,538,800

Transportation Fund Request Modifications

Proposed FY 18/19 CIP	\$	(17,187,100)
Current Transportation Fund Request	\$	258,675,800

CIP Funding Options:

- Sales tax increments 0.1%, 0.2%, 0.3%
- \$350M GO Bond
- 0.1% Sales Tax plus a \$350M GO Bond

All the above include a \$2/Month Stormwater Fee increase as included in the Fiscal Year 2018/19 Rates and Fees presentation to City Council on March 6, 2018.

Sales Tax Increments

- 0.1% - \$10M/Yr –fund ALCP projects only
- 0.1% - \$10M/Yr - MPC Bonds - \$133M
- 0.2% - \$20M/Yr - MPC Bonds - \$266M
- 0.3% - \$30M/Yr - MPC Bonds - \$399M

All projects are eligible for sales tax funding.
Unleveraged portion of funding would become PAYGO.

Sales Tax Increments

Division	Project	Rank	Request	Total
Stormwater Fee \$2/Month - \$2.17M Annually Leveraged as MPC - \$29M				
SW	FB53 - Crossroads East Flood Control Phase 1	11	\$ 30,142,000	\$ 30,142,000
Sales Tax - 0.1%				
ALCP	Frank Lloyd Wright Blvd at Loop 101 Traffic Interchange	18	\$ 2,564,000	\$ 2,564,000
ALCP	Raintree Dr at Loop 101 Traffic Interchange	19	\$ 1,357,000	\$ 3,921,000
ALCP	Scottsdale Rd: Dixileta Dr to Ashler Hills Dr	21	\$ 4,071,000	\$ 7,992,000
ALCP	Carefree Hwy: Cave Creek Rd to Scottsdale Rd	23	\$ 3,433,000	\$ 11,425,000
ALCP	Scottsdale Rd: Jomax Rd to Dixileta Dr	24	\$ 4,101,000	\$ 15,526,000
ALCP	Scottsdale Rd: Ashler Hills Dr to Carefree Hwy	25	\$ 4,071,000	\$ 19,597,000
ALCP	Hayden Rd at Loop 101 Interchange Improvements	27	\$ 4,898,000	\$ 24,495,000
ALCP	Shea Blvd at Via Linda (Phase 2): Intersection Improvements	28	\$ 893,000	\$ 25,388,000
ALCP	Shea Auxiliary Lane from 90th St to Loop 101	29	\$ 2,739,000	\$ 28,127,000
ALCP	Shea Blvd: 96th to 114th St. ITS Improvements (Technology Project)	31	\$ 1,011,600	\$ 29,138,600
ALCP	Shea Blvd at 114th St: Intersection Improvements	35	\$ 113,800	\$ 29,252,400
ALCP	Shea Blvd at Frank Lloyd Wright Blvd: Intersection Improvements	36	\$ 284,500	\$ 29,536,900
ALCP	Shea Blvd at 110th St: Intersection Improvements	37	\$ 113,800	\$ 29,650,700
ALCP	Shea Blvd at Loop 101: Intersection Improvements	38	\$ 1,580,700	\$ 31,231,400
ALCP	Shea Blvd at 115th St: Intersection Improvements	39	\$ 47,400	\$ 31,278,800
ALCP	Shea Blvd at 135th St: Intersection Improvements	40	\$ 47,400	\$ 31,326,200
ALCP	Shea Blvd at 136th St: Intersection Improvements	41	\$ 161,200	\$ 31,487,400
ALCP	Pima Rd: Chaparral Rd to Thomas Rd	42	\$ 2,711,000	\$ 34,198,400
ALCP	Pima Rd: Dynamite Blvd to Stagecoach Rd	45	\$ 16,239,000	\$ 50,437,400
ALCP	Pima Rd: Happy Valley Rd to Dynamite Rd	46	\$ 10,178,000	\$ 60,615,400
ALCP	Legacy Dr: Hayden Rd to 88th Street	48	\$ 7,459,700	\$ 68,075,100
ALCP	Pima Rd: Thomas Rd to McDowell Rd	50	\$ 2,627,000	\$ 70,702,100
0.1% Sales Tax - \$10M Annually - \$70M over life of ALCP - 22 Projects				

Sales Tax Increments

Division	Project	Rank	Request	Total
Sales Tax - 0.1% Leveraged				
Parks	McCormick-Stillman Railroad Park Improvements - Phase I	8	\$ 2,161,000	\$ 72,863,100
IT	Records Management System & Computer Aided Dispatch Enhancements & Refresh	9	\$ 354,900	\$ 73,218,000
Parks	McCormick-Stillman Railroad Park Improvements - Phase II	9	\$ 917,200	\$ 74,135,200
Stadium	Scottsdale Masterplan Expansion Parking	10	\$ 1,500,000	\$ 75,635,200
IT	Computer Facility Infrastructure Improvements	11	\$ 561,600	\$ 76,196,800
PSF	Thermal Imaging Cameras	12	\$ 441,000	\$ 76,637,800
Tourism	Scottsdale Center for the Performing Arts, Stage 2 Theater	12	\$ 1,200,000	\$ 77,837,800
IT	Document Management System Replacement*	13	\$ 570,000	\$ 78,407,800
PSF	National Fire Protection Association (NFPA) Station Standards - Phase II	13	\$ 3,000,000	\$ 81,407,800
PSF	Fire Station 612 Design and Construction	14	\$ 7,619,000	\$ 89,026,800
IT	Enterprise Resource Planning System	14	\$ 642,000	\$ 89,668,800
IT	One Stop Shop Community Development System (CDS) Upgrade*	15	\$ 2,964,000	\$ 92,632,800
Transportation	Paving Unpaved Roads	15	\$ 2,470,500	\$ 95,103,300
Westworld	WestWorld 94th Street Improvements	15	\$ 451,000	\$ 95,554,300
IT	Digital Terrain Model	16	\$ 177,200	\$ 95,731,500
PSP	Hontz Training Track Replacement	16	\$ 1,919,300	\$ 97,650,800
Transportation	TB56 - ITS/Signal System Upgrades	16	\$ 1,500,000	\$ 99,150,800
IT	Library Technology Upgrades	17	\$ 363,700	\$ 99,514,500
Transportation	126th Street and Via Linda Intersection Improvements	17	\$ 2,497,500	\$ 102,012,000
Tourism	Scottsdale Road Streetscape Design	17	\$ 300,000	\$ 102,312,000
PSP	Event Camera System Replacement	18	\$ 563,800	\$ 102,875,800
Parks	Civic Center Plaza Improvements	18	\$ 5,749,200	\$ 108,625,000
0.1% Sales Tax Leveraged				

Sales Tax Increments

Division	Project	Rank	Request	Total
0.1% Sales Tax Leveraged Cont.				
Parks	Tennis Court Replacement/Resurfacing	19	\$ 3,105,000	\$ 111,730,000
PSP	JD05 - (CCTV)(Security Camera System) and Access Control Replacement	19	\$ 310,000	\$ 112,040,000
Parks	Playground Rehabilitation	20	\$ 1,550,000	\$ 113,590,000
IT	Enterprise Project & Application Management System	20	\$ 45,800	\$ 113,635,800
Transportation	YE21 - Neighborhood Traffic Management Program	20	\$ 250,000	\$ 113,885,800
Parks	Sports Lighting Replacement Upgrades	21	\$ 2,385,000	\$ 116,270,800
IT	Learning Management System	21	\$ 342,000	\$ 116,612,800
IT	Data Management Solution for Analytics	22	\$ 62,000	\$ 116,674,800
Transportation	YE30 - Streetlight Replacement	22	\$ 200,000	\$ 116,874,800
SW	Oak Street Storm Drain	26	\$ 30,600	\$ 116,905,400
Transportation	Thomas Road & 64th Street Improvements	26	\$ 1,500,000	\$ 118,405,400
SW	Chaparral Road Storm Drain	27	\$ 153,100	\$ 118,558,500
SW	Troon North Tributary Levee	28	\$ 1,500,000	\$ 120,058,500
0.1% Sales Tax Leveraged as MPC - \$133M - 57 Projects				
0.2% Sales Tax Leveraged				
SW	Crossroads East Flood Control Phase 2	29	\$ 28,643,700	\$ 148,702,200
SW	McKellips Road Storm Drain	30	\$ 3,110,300	\$ 151,812,500
Transportation	Loop 101 N Frontage Rd: Pima Rd/Princess Dr to Hayden Rd	30	\$ 3,745,000	\$ 155,557,500
SW	Sherwood Heights Detention Basin	31	\$ 335,000	\$ 155,892,500
Tourism	Downtown Marshall Way Streetscape (north)	32	\$ 1,800,700	\$ 157,693,200
Transportation	Alma School Road and Happy Valley Road Intersection	32	\$ 2,317,400	\$ 160,010,600
Transportation	Alma School and Jomax Road Improvements	33	\$ 2,000,000	\$ 162,010,600
Westworld	WestWorld Cover Arena 7	33	\$ 543,500	\$ 162,554,100
0.2% Sales Tax Leveraged				

Sales Tax Increments

Division	Project	Rank	Request	Total
0.2% Sales Tax Leveraged cont.				
SW	Vista Collina Flood Control	34	\$ 50,000	\$ 162,604,100
Transportation	Hayden Road and Chaparral Road Intersection Improvements	34	\$ 500,000	\$ 163,104,100
SW	Vista Drive and 82nd Street Storm Drain	35	\$ 830,000	\$ 163,934,100
SW	Jenan Drive and 101st Street Storm Drain	36	\$ 75,500	\$ 164,009,600
Tourism	Downtown Public Parking	37	\$ 20,946,000	\$ 184,955,600
SW	McDowell Road Storm Drain	38	\$ 3,235,100	\$ 188,190,700
SW	Roosevelt Street Storm Drain	39	\$ 4,490,000	\$ 192,680,700
SW	Scottsdale Road Storm Drain	40	\$ 985,100	\$ 193,665,800
Tourism	Downtown Main Street Streetscape (east)	41	\$ 994,200	\$ 194,660,000
Parks	Granite Reef Senior Center - Adult Day Care Center	42	\$ 2,972,200	\$ 197,632,200
SW	McCormick Parkway at Northern Avenue Drainage Improvements	43	\$ 1,578,000	\$ 199,210,200
Transportation	Scottsdale Road Streetscape: Earl to Chaparral	43	\$ 6,000,000	\$ 205,210,200
SW	82nd Street Storm Drain	44	\$ 1,095,100	\$ 206,305,300
Transportation	Airpark Street Imps - West side, Paradise Lane: Scottsdale Rd to Hayden Rd	44	\$ 6,000,000	\$ 212,305,300
SW	68th Street Storm Drain North of Camelback Road	45	\$ 1,050,000	\$ 213,355,300
SW	78th Street Storm Drain	46	\$ 1,200,000	\$ 214,555,300
SW	Sandflower Drive and 81st Street Storm Drain	47	\$ 534,000	\$ 215,089,300
Transportation	Miller Road - Pinnacle Peak Road to Happy Valley Road	47	\$ 8,414,200	\$ 223,503,500
SW	Hayden Road Collector Storm Drains	48	\$ 440,000	\$ 223,943,500
SW	68th Street Storm Drain North of the Arizona Canal	49	\$ 590,000	\$ 224,533,500
Transportation	TPP & MMRR roundabout	49	\$ 1,700,000	\$ 226,233,500
SW	Happy Valley Road Drainage Channel	50	\$ 1,000,000	\$ 227,233,500
0.2% Sales Tax Leveraged				

Sales Tax Increments

Division	Project	Rank	Request	Total
0.2% Sales Tax Leveraged cont.				
Transportation	Cactus Road Complete Street - Scottsdale to the Loop 101	51	\$ 6,000,000	\$ 233,233,500
Westworld	WestWorld Arena Lights	51	\$ 1,331,300	\$ 234,564,800
Parks	Via Linda Senior Center Expansion	52	\$ 4,538,700	\$ 239,103,500
Transportation	Thomas Road 68th Street Intersection Improvements	52	\$ 1,500,000	\$ 240,603,500
Parks	Eldorado Pool Solar Hot Water Heating System (ground mounted)	53	\$ 560,300	\$ 241,163,800
Transportation	Thomas Road Streetscapte 60th St to 73rd Street	53	\$ 6,000,000	\$ 247,163,800
SW	Cheery Lynn Road Storm Drain	54	\$ 715,100	\$ 247,878,900
Transportation	Cactus Road Complete Street - 64th to Scottsdale Road	54	\$ 6,000,000	\$ 253,878,900
SW	Rose Circle Storm Drain	55	\$ 670,000	\$ 254,548,900
Transportation	Pinnacle Peak Rd: Miller Road to Pima Road	55	\$ 7,000,000	\$ 261,548,900
SW	McCormick Parkway/Camelback Wash Culvert	56	\$ 2,000,000	\$ 263,548,900
Transportation	68th St: Osborn to Indian School	56	\$ 1,500,000	\$ 265,048,900
SW	Miller Road and Kalarama Avenue Storm Drains	57	\$ 625,100	\$ 265,674,000
0.2% Sales Tax Leveraged as MPC - \$266M - 100 Projects				
0.3% Sales Tax Leveraged				
Transportation	Connect Schools into main Indian Bend Wash and Upper Camelback Wash path	57	\$ 1,500,000	\$ 267,174,000
Transportation	Cactus 94th Street Roundabout	58	\$ 1,500,000	\$ 268,674,000
Westworld	WestWorld Arena 8 flexible space	58	\$ 960,300	\$ 269,634,300
Parks	Park Restrooms	59	\$ 7,440,400	\$ 277,074,700
Transportation	98th Street West Half Improvement - North of McDowell Mountain Ranch Road	59	\$ 1,500,000	\$ 278,574,700
Transportation	Shea Blvd Path: 124th Street to 131st Place	60	\$ 923,300	\$ 279,498,000
Parks	Cactus Pool Replacement	61	\$ 31,229,600	\$ 310,727,600
Transportation	Dynamite Boulevard: 56th Street to Scottsdale Road	61	\$ 13,000,000	\$ 323,727,600
0.3% Sales Tax Leveraged				

Sales Tax Increments

Division	Project	Rank	Request	Total
0.3% Sales Tax Leveraged cont.				
PSF	Renovate Fire Station 606	62	\$ 5,734,400	\$ 329,462,000
Transportation	Dynamite Boulevard: Scottsdale Road to Pima Road	62	\$ 13,000,000	\$ 342,462,000
PSF	Replace FS 604	63	\$ 5,837,800	\$ 348,299,800
Transportation	Pima Path Shea to FLW	63	\$ 4,000,000	\$ 352,299,800
PSP	Thomas Hontz Training Facility Renovation	64	\$ 4,227,300	\$ 356,527,100
Transportation	CAP path: Northsight to 90th Street	64	\$ 4,000,000	\$ 360,527,100
SW	Wet Crossing Improvements	65	\$ 7,500,000	\$ 368,027,100
Transportation	Indian Bend Wash Path Signage	65	\$ 520,000	\$ 368,547,100
SW	Osborn Road Collector Storm Drains	66	\$ 860,000	\$ 369,407,100
Transportation	CAP Path Scottsdale to Northsight	66	\$ 700,000	\$ 370,107,100
Planning	Solar System Expansion - Appaloosa Library	67	\$ 39,700	\$ 370,146,800
Transportation	Dynamite Boulevard: 114th Street to 136th Street	67	\$ 13,000,000	\$ 383,146,800
Westworld	WestWorld Parking Lot Lighting	68	\$ 1,438,300	\$ 384,585,100
Transportation	Cactus 96th Street Roundabout	68	\$ 1,500,000	\$ 386,085,100
Transportation	128th Street Rio Verde to Ranch gate-TEMP2028	69	\$ 2,500,000	\$ 388,585,100
Transportation	Jomax Road: Pinnacle Peak Trailhead to 118th Street	70	\$ 1,000,000	\$ 389,585,100
Transportation	Dirt Road Paving	71	\$ 500,000	\$ 390,085,100
Transportation	56th Street: Pinnacle Vista to Jomax	72	\$ 4,000,000	\$ 394,085,100
Transportation	Goldwater-Highland Intersection	73	\$ 1,000,000	\$ 395,085,100
0.3% Sales Tax Leveraged as MPC - \$399M - 127 Projects				
Unfunded - 33 Projects - \$244,129,500				

\$350M GO Bond

- Project grouped by division
- 7 Projects totaling \$1.8M non-bond eligible:
 - IT projects to be delivered in SAAS environment.
 - Annual recurring projects without identified projects.
- 49 Projects totaling \$288M unfunded.

\$350M GO Bond

Division	Project	Rank	Request	Total
Stormwater Fee \$2/Month - \$2.17M Annually Leveraged as MPC - \$29M				
SW	FB53 - Crossroads East Flood Control Phase 1	11	\$ 30,142,000	\$ 30,142,000
ALCP - 22 Projects - \$70,702,100				
ALCP	Frank Lloyd Wright Blvd at Loop 101 Traffic Interchange	18	\$ 2,564,000	\$ 2,564,000
ALCP	Raintree Dr at Loop 101 Traffic Interchange	19	\$ 1,357,000	\$ 3,921,000
ALCP	Scottsdale Rd: Dixileta Dr to Ashler Hills Dr	21	\$ 4,071,000	\$ 7,992,000
ALCP	Carefree Hwy: Cave Creek Rd to Scottsdale Rd	23	\$ 3,433,000	\$ 11,425,000
ALCP	Scottsdale Rd: Jomax Rd to Dixileta Dr	24	\$ 4,101,000	\$ 15,526,000
ALCP	Scottsdale Rd: Ashler Hills Dr to Carefree Hwy	25	\$ 4,071,000	\$ 19,597,000
ALCP	Hayden Rd at Loop 101 Interchange Improvements	27	\$ 4,898,000	\$ 24,495,000
ALCP	Shea Blvd at Via Linda (Phase 2): Intersection Improvements	28	\$ 893,000	\$ 25,388,000
ALCP	Shea Auxiliary Lane from 90th St to Loop 101	29	\$ 2,739,000	\$ 28,127,000
ALCP	Shea Blvd: 96th to 114th St. ITS Improvements (Technology Project)	31	\$ 1,011,600	\$ 29,138,600
ALCP	Shea Blvd at 114th St: Intersection Improvements	35	\$ 113,800	\$ 29,252,400
ALCP	Shea Blvd at Frank Lloyd Wright Blvd: Intersection Improvements	36	\$ 284,500	\$ 29,536,900
ALCP	Shea Blvd at 110th St: Intersection Improvements	37	\$ 113,800	\$ 29,650,700
ALCP	Shea Blvd at Loop 101: Intersection Improvements	38	\$ 1,580,700	\$ 31,231,400
ALCP	Shea Blvd at 115th St: Intersection Improvements	39	\$ 47,400	\$ 31,278,800
ALCP	Shea Blvd at 135th St: Intersection Improvements	40	\$ 47,400	\$ 31,326,200
ALCP	Shea Blvd at 136th St: Intersection Improvements	41	\$ 161,200	\$ 31,487,400
ALCP	Pima Rd: Chaparral Rd to Thomas Rd	42	\$ 2,711,000	\$ 34,198,400
ALCP	Pima Rd: Dynamite Blvd to Stagecoach Rd	45	\$ 16,239,000	\$ 50,437,400
ALCP	Pima Rd: Happy Valley Rd to Dynamite Rd	46	\$ 10,178,000	\$ 60,615,400
ALCP	Legacy Dr: Hayden Rd to 88th Street	48	\$ 7,459,700	\$ 68,075,100
ALCP	Pima Rd: Thomas Rd to McDowell Rd	50	\$ 2,627,000	\$ 70,702,100

\$350M GO Bond

Division	Project	Rank	Request	Total
IT - 6 Projects - \$4,991,400				
IT	Records Management System & Computer Aided Dispatch Enhancements & Refresh	9	\$ 354,900	\$ 71,057,000
IT	Computer Facility Infrastructure Improvements	11	\$ 561,600	\$ 71,618,600
IT	Document Management System Replacement*	13	\$ 570,000	\$ 72,188,600
IT	One Stop Shop Community Development System (CDS) Upgrade*	15	\$ 2,964,000	\$ 75,152,600
IT	Digital Terrain Model	16	\$ 177,200	\$ 75,329,800
IT	Library Technology Upgrades	17	\$ 363,700	\$ 75,693,500
Parks - 10 Projects - \$56,859,400				
Parks	McCormick-Stillman Railroad Park Improvements - Phase I	8	\$ 2,161,000	\$ 77,854,500
Parks	McCormick-Stillman Railroad Park Improvements - Phase II	9	\$ 917,200	\$ 78,771,700
Parks	Tennis Court Replacement/Resurfacing	19	\$ 3,105,000	\$ 81,876,700
Parks	Playground Rehabilitation	20	\$ 1,550,000	\$ 83,426,700
Parks	Sports Lighting Replacement Upgrades	21	\$ 2,385,000	\$ 85,811,700
Parks	Granite Reef Senior Center - Adult Day Care Center	42	\$ 2,972,200	\$ 88,783,900
Parks	Via Linda Senior Center Expansion	52	\$ 4,538,700	\$ 93,322,600
Parks	Eldorado Pool Solar Hot Water Heating System (ground mounted)	53	\$ 560,300	\$ 93,882,900
Parks	Park Restrooms	59	\$ 7,440,400	\$ 101,323,300
Parks	Cactus Pool Replacement	61	\$ 31,229,600	\$ 132,552,900

\$350M GO Bond

Division	Project	Rank	Request	Total
Public Safety - 8 Projects - \$25,425,300				
PSF	Thermal Imaging Cameras	12	\$ 441,000	\$ 132,993,900
PSF	National Fire Protection Association (NFPA) Station Standards - Phase II	13	\$ 3,000,000	\$ 135,993,900
PSF	Fire Station 612 Design and Construction	14	\$ 7,619,000	\$ 143,612,900
PSP	Hontz Training Track Replacement	16	\$ 1,919,300	\$ 145,532,200
PSP	Event Camera System Replacement	18	\$ 563,800	\$ 146,096,000
PSP	JD05 - (CCTV)(Security Camera System) and Access Control Replacement	19	\$ 310,000	\$ 146,406,000
PSF	Renovate Fire Station 606	62	\$ 5,734,400	\$ 152,140,400
PSF	Replace FS 604	63	\$ 5,837,800	\$ 157,978,200
Stormwater - 24 Projects - \$54,935,700				
SW	Oak Street Storm Drain	26	\$ 30,600	\$ 158,008,800
SW	Chaparral Road Storm Drain	27	\$ 153,100	\$ 158,161,900
SW	Troon North Tributary Levee	28	\$ 1,500,000	\$ 159,661,900
SW	Crossroads East Flood Control Phase 2	29	\$ 28,643,700	\$ 188,305,600
SW	McKellips Road Storm Drain	30	\$ 3,110,300	\$ 191,415,900
SW	Sherwood Heights Detention Basin	31	\$ 335,000	\$ 191,750,900
SW	Vista Collina Flood Control	34	\$ 50,000	\$ 191,800,900
SW	Vista Drive and 82nd Street Storm Drain	35	\$ 830,000	\$ 192,630,900
SW	Jenan Drive and 101st Street Storm Drain	36	\$ 75,500	\$ 192,706,400
SW	McDowell Road Storm Drain	38	\$ 3,235,100	\$ 195,941,500
SW	Roosevelt Street Storm Drain	39	\$ 4,490,000	\$ 200,431,500
SW	Scottsdale Road Storm Drain	40	\$ 985,100	\$ 201,416,600
Continued...				

\$350M GO Bond

Division	Project	Rank	Request	Total
Stormwater - 24 Projects - \$54,935,700 cont.				
SW	McCormick Parkway at Northern Avenue Drainage Improvements	43	\$ 1,578,000	\$ 202,994,600
SW	82nd Street Storm Drain	44	\$ 1,095,100	\$ 204,089,700
SW	68th Street Storm Drain North of Camelback Road	45	\$ 1,050,000	\$ 205,139,700
SW	78th Street Storm Drain	46	\$ 1,200,000	\$ 206,339,700
SW	Sandflower Drive and 81st Street Storm Drain	47	\$ 534,000	\$ 206,873,700
SW	Hayden Road Collector Storm Drains	48	\$ 440,000	\$ 207,313,700
SW	68th Street Storm Drain North of the Arizona Canal	49	\$ 590,000	\$ 207,903,700
SW	Happy Valley Road Drainage Channel	50	\$ 1,000,000	\$ 208,903,700
SW	Cheery Lynn Road Storm Drain	54	\$ 715,100	\$ 209,618,800
SW	Rose Circle Storm Drain	55	\$ 670,000	\$ 210,288,800
SW	McCormick Parkway/Camelback Wash Culvert	56	\$ 2,000,000	\$ 212,288,800
SW	Miller Road and Kalama Avenue Storm Drains	57	\$ 625,100	\$ 212,913,900
Downtown - 5 Projects - \$30,690,100				
Tourism	Scottsdale Center for the Performing Arts, Stage 2 Theater	12	\$ 1,200,000	\$ 214,113,900
Parks	Civic Center Plaza Improvements	18	\$ 5,749,200	\$ 219,863,100
Tourism	Downtown Marshall Way Streetscape (north)	32	\$ 1,800,700	\$ 221,663,800
Tourism	Downtown Public Parking	37	\$ 20,946,000	\$ 242,609,800
Tourism	Downtown Main Street Streetscape (east)	41	\$ 994,200	\$ 243,604,000

\$350M GO Bond

Division	Project	Rank	Request	Total
Transportation - 25 Projects - \$102,067,900				
Transportation	Paving Unpaved Roads	15	\$ 2,470,500	\$ 246,074,500
Transportation	TBS6 - ITS/Signal System Upgrades	16	\$ 1,500,000	\$ 247,574,500
Transportation	126th Street and Via Linda Intersection Improvements	17	\$ 2,497,500	\$ 250,072,000
Transportation	Thomas Road & 64th Street Improvements	26	\$ 1,500,000	\$ 251,572,000
Transportation	Loop 101 N Frontage Rd: Pima Rd/Princess Dr to Hayden Rd	30	\$ 3,745,000	\$ 255,317,000
Transportation	Alma School Road and Happy Valley Road Intersection	32	\$ 2,317,400	\$ 257,634,400
Transportation	Alma School and Jomax Road Improvements	33	\$ 2,000,000	\$ 259,634,400
Transportation	Hayden Road and Chaparral Road Intersection Improvements	34	\$ 500,000	\$ 260,134,400
Transportation	Scottsdale Road Streetscape: Earl to Chaparral	43	\$ 6,000,000	\$ 266,134,400
Transportation	Airpark Street Imps - West side, Paradise Lane: Scottsdale Rd to Hayden Rd	44	\$ 6,000,000	\$ 272,134,400
Transportation	Miller Road - Pinnacle Peak Road to Happy Valley Road	47	\$ 8,414,200	\$ 280,548,600
Transportation	TPP & MMRR roundabout	49	\$ 1,700,000	\$ 282,248,600
Transportation	Cactus Road Complete Street - Scottsdale to the Loop 101	51	\$ 6,000,000	\$ 288,248,600
Transportation	Thomas Road 68th Street Intersection Improvements	52	\$ 1,500,000	\$ 289,748,600
Transportation	Thomas Road Streetscape 60th St to 73rd Street	53	\$ 6,000,000	\$ 295,748,600
Transportation	Cactus Road Complete Street - 64th to Scottsdale Road	54	\$ 6,000,000	\$ 301,748,600
Transportation	Pinnacle Peak Rd: Miller Road to Pima Road	55	\$ 7,000,000	\$ 308,748,600
Transportation	68th St: Osborn to Indian School	56	\$ 1,500,000	\$ 310,248,600
Transportation	Connect Schools into main Indian Bend Wash and Upper Camelback Wash path	57	\$ 1,500,000	\$ 311,748,600
Transportation	Cactus 94th Street Roundabout	58	\$ 1,500,000	\$ 313,248,600
Transportation	98th Street West Half Improvement - North of McDowell Mountain Ranch Road	59	\$ 1,500,000	\$ 314,748,600
Continued.				

\$350M GO Bond

<i>Division</i>	<i>Project</i>	<i>Rank</i>	<i>Request</i>	<i>Total</i>
Transportation - 25 Projects - \$102,067,900 CONT.				
Transportation	Shea Blvd Path: 124th Street to 131st Place	60	\$ 923,300	\$ 315,671,900
Transportation	Dynamite Boulevard: 56th Street to Scottsdale Road	61	\$ 13,000,000	\$ 328,671,900
Transportation	Dynamite Boulevard: Scottsdale Road to Pima Road	62	\$ 13,000,000	\$ 341,671,900
Transportation	Pima Path Shea to FLW	63	\$ 4,000,000	\$ 345,671,900
Westworld - 4 Projects - \$3,285,100				
Westworld	WestWorld 94th Street Improvements	15	\$ 451,000	\$ 346,122,900
Westworld	WestWorld Cover Arena 7	33	\$ 543,500	\$ 346,666,400
Westworld	WestWorld Arena Lights	51	\$ 1,331,300	\$ 347,997,700
Westworld	WestWorld Arena 8 flexible space	58	\$ 960,300	\$ 348,958,000
104 Projects Total				
Unfunded - 49 Projects - \$288,414,800				
Not Bond Eligible - 7 Projects - \$1,841,800				

0.1 % Sales Tax + \$350M GO Bond

- 0.1% Sales Tax used to fund ALCP projects.
- Project grouped by division
- 7 Projects totaling \$1.8M non-bond eligible:
 - IT projects to be delivered in SAAS environment.
 - Annual recurring projects without identified projects.
- 31 Projects totaling \$231M unfunded.

0.1% Sales Tax + \$350M GO Bond

Division	Project	Rank	Request	Total
Stormwater Fee \$2/Month - \$2.17M Annually Leveraged as MPC - \$29M				
SW	FB53 - Crossroads East Flood Control Phase 1	11	\$ 30,142,000	\$ 30,142,000
0.1% Sales Tax - \$10M Annually - \$70M over life of ALCP - 22 Projects				
ALCP	Frank Lloyd Wright Blvd at Loop 101 Traffic Interchange	18	\$ 2,564,000	\$ 2,564,000
ALCP	Raintree Dr at Loop 101 Traffic Interchange	19	\$ 1,357,000	\$ 3,921,000
ALCP	Scottsdale Rd: Dixileta Dr to Ashler Hills Dr	21	\$ 4,071,000	\$ 7,992,000
ALCP	Carefree Hwy: Cave Creek Rd to Scottsdale Rd	23	\$ 3,433,000	\$ 11,425,000
ALCP	Scottsdale Rd: Jomax Rd to Dixileta Dr	24	\$ 4,101,000	\$ 15,526,000
ALCP	Scottsdale Rd: Ashler Hills Dr to Carefree Hwy	25	\$ 4,071,000	\$ 19,597,000
ALCP	Hayden Rd at Loop 101 Interchange Improvements	27	\$ 4,898,000	\$ 24,495,000
ALCP	Shea Blvd at Via Linda (Phase 2): Intersection Improvements	28	\$ 893,000	\$ 25,388,000
ALCP	Shea Auxiliary Lane from 90th St to Loop 101	29	\$ 2,739,000	\$ 28,127,000
ALCP	Shea Blvd: 96th to 114th St. ITS Improvements (Technology Project)	31	\$ 1,011,600	\$ 29,138,600
ALCP	Shea Blvd at 114th St: Intersection Improvements	35	\$ 113,800	\$ 29,252,400
ALCP	Shea Blvd at Frank Lloyd Wright Blvd: Intersection Improvements	36	\$ 284,500	\$ 29,536,900
ALCP	Shea Blvd at 110th St: Intersection Improvements	37	\$ 113,800	\$ 29,650,700
ALCP	Shea Blvd at Loop 101: Intersection Improvements	38	\$ 1,580,700	\$ 31,231,400
ALCP	Shea Blvd at 115th St: Intersection Improvements	39	\$ 47,400	\$ 31,278,800
ALCP	Shea Blvd at 135th St: Intersection Improvements	40	\$ 47,400	\$ 31,326,200
ALCP	Shea Blvd at 136th St: Intersection Improvements	41	\$ 161,200	\$ 31,487,400
ALCP	Pima Rd: Chaparral Rd to Thomas Rd	42	\$ 2,711,000	\$ 34,198,400
ALCP	Pima Rd: Dynamite Blvd to Stagecoach Rd	45	\$ 16,239,000	\$ 50,437,400
ALCP	Pima Rd: Happy Valley Rd to Dynamite Rd	46	\$ 10,178,000	\$ 60,615,400
ALCP	Legacy Dr: Hayden Rd to 88th Street	48	\$ 7,459,700	\$ 68,075,100
ALCP	Pima Rd: Thomas Rd to McDowell Rd	50	\$ 2,627,000	\$ 70,702,100

0.1% Sales Tax + \$350M GO Bond

Division	Project	Rank	Request	Total
\$350M GO Bond				
IT - 6 Projects - \$4,991,400				
IT	Records Management System & Computer Aided Dispatch Enhancements & Refresh	9	\$ 354,900	\$ 354,900
IT	Computer Facility Infrastructure Improvements	11	\$ 561,600	\$ 916,500
IT	Document Management System Replacement*	13	\$ 570,000	\$ 1,486,500
IT	One Stop Shop Community Development System (CDS) Upgrade*	15	\$ 2,964,000	\$ 4,450,500
IT	Digital Terrain Model	16	\$ 177,200	\$ 4,627,700
IT	Library Technology Upgrades	17	\$ 363,700	\$ 4,991,400
Parks - 10 Projects - \$56,859,400				
Parks	McCormick-Stillman Railroad Park Improvements - Phase I	8	\$ 2,161,000	\$ 7,152,400
Parks	McCormick-Stillman Railroad Park Improvements - Phase II	9	\$ 917,200	\$ 8,069,600
Parks	Tennis Court Replacement/Resurfacing	19	\$ 3,105,000	\$ 11,174,600
Parks	Playground Rehabilitation	20	\$ 1,550,000	\$ 12,724,600
Parks	Sports Lighting Replacement Upgrades	21	\$ 2,385,000	\$ 15,109,600
Parks	Granite Reef Senior Center - Adult Day Care Center	42	\$ 2,972,200	\$ 18,081,800
Parks	Via Linda Senior Center Expansion	52	\$ 4,538,700	\$ 22,620,500
Parks	Eldorado Pool Solar Hot Water Heating System (ground mounted)	53	\$ 560,300	\$ 23,180,800
Parks	Park Restrooms	59	\$ 7,440,400	\$ 30,621,200
Parks	Cactus Pool Replacement	61	\$ 31,229,600	\$ 61,850,800
Planning - 1 Project - \$39,700				
Planning	Solar System Expansion - Appaloosa Library	67	\$ 39,700	\$ 61,890,500

0.1% Sales Tax + \$350M GO Bond

Division	Project	Rank	Request	Total
Public Safety - 9 Projects - \$29,652,600				
PSF	Thermal Imaging Cameras	12	\$ 441,000	\$ 62,331,500
PSF	National Fire Protection Association (NFPA) Station Standards - Phase II	13	\$ 3,000,000	\$ 65,331,500
PSF	Fire Station 612 Design and Construction	14	\$ 7,619,000	\$ 72,950,500
PSP	Hontz Training Track Replacement	16	\$ 1,919,300	\$ 74,869,800
PSP	Event Camera System Replacement	18	\$ 563,800	\$ 75,433,600
PSP	JD05 - (CCTV)(Security Camera System) and Access Control Replacement	19	\$ 310,000	\$ 75,743,600
PSF	Renovate Fire Station 606	62	\$ 5,734,400	\$ 81,478,000
PSF	Replace FS 604	63	\$ 5,837,800	\$ 87,315,800
PSP	Thomas Hontz Training Facility Renovation	64	\$ 4,227,300	\$ 91,543,100
Stormwater - 26 Projects - \$63,295,700				
SW	Oak Street Storm Drain	26	\$ 30,600	\$ 91,573,700
SW	Chaparral Road Storm Drain	27	\$ 153,100	\$ 91,726,800
SW	Troon North Tributary Levee	28	\$ 1,500,000	\$ 93,226,800
SW	Crossroads East Flood Control Phase 2	29	\$ 28,643,700	\$ 121,870,500
SW	McKellips Road Storm Drain	30	\$ 3,110,300	\$ 124,980,800
SW	Sherwood Heights Detention Basin	31	\$ 335,000	\$ 125,315,800
SW	Vista Collina Flood Control	34	\$ 50,000	\$ 125,365,800
SW	Vista Drive and 82nd Street Storm Drain	35	\$ 830,000	\$ 126,195,800
SW	Jenan Drive and 101st Street Storm Drain	36	\$ 75,500	\$ 126,271,300
SW	McDowell Road Storm Drain	38	\$ 3,235,100	\$ 129,506,400
SW	Roosevelt Street Storm Drain	39	\$ 4,490,000	\$ 133,996,400
SW	Scottsdale Road Storm Drain	40	\$ 985,100	\$ 134,981,500
CONTINUED.....				

0.1% Sales Tax + \$350M GO Bond

Division	Project	Rank	Request	Total
Stormwater - 26 Projects - \$63,295,700 cont.				
SW	McCormick Parkway at Northern Avenue Drainage Improvements	43	\$ 1,578,000	\$ 136,559,500
SW	82nd Street Storm Drain	44	\$ 1,095,100	\$ 137,654,600
SW	68th Street Storm Drain North of Camelback Road	45	\$ 1,050,000	\$ 138,704,600
SW	78th Street Storm Drain	46	\$ 1,200,000	\$ 139,904,600
SW	Sandflower Drive and 81st Street Storm Drain	47	\$ 534,000	\$ 140,438,600
SW	Hayden Road Collector Storm Drains	48	\$ 440,000	\$ 140,878,600
SW	68th Street Storm Drain North of the Arizona Canal	49	\$ 590,000	\$ 141,468,600
SW	Happy Valley Road Drainage Channel	50	\$ 1,000,000	\$ 142,468,600
SW	Cheery Lynn Road Storm Drain	54	\$ 715,100	\$ 143,183,700
SW	Rose Circle Storm Drain	55	\$ 670,000	\$ 143,853,700
SW	McCormick Parkway/Camelback Wash Culvert	56	\$ 2,000,000	\$ 145,853,700
SW	Miller Road and Kalarama Avenue Storm Drains	57	\$ 625,100	\$ 146,478,800
SW	Wet Crossing Improvements	65	\$ 7,500,000	\$ 153,978,800
SW	Osborn Road Collector Storm Drains	66	\$ 860,000	\$ 154,838,800
Downtown - 5 Projects - \$30,690,100				
Tourism	Scottsdale Center for the Performing Arts, Stage 2 Theater	12	\$ 1,200,000	\$ 156,038,800
Parks	Civic Center Plaza Improvements	18	\$ 5,749,200	\$ 161,788,000
Tourism	Downtown Marshall Way Streetscape (north)	32	\$ 1,800,700	\$ 163,588,700
Tourism	Downtown Public Parking	37	\$ 20,946,000	\$ 184,534,700
Tourism	Downtown Main Street Streetscape (east)	41	\$ 994,200	\$ 185,528,900

0.1% Sales Tax + \$350M GO Bond

Division	Project	Rank	Request	Total
Transportation - 38 Projects - \$145,042,000				
Transportation	Paving Unpaved Roads	15	\$ 2,470,500	\$ 187,999,400
Transportation	TB56 - ITS/Signal System Upgrades	16	\$ 1,500,000	\$ 189,499,400
Transportation	126th Street and Via Linda Intersection Improvements	17	\$ 2,497,500	\$ 191,996,900
Transportation	Thomas Road & 64th Street Improvements	26	\$ 1,500,000	\$ 193,496,900
Transportation	Loop 101 N Frontage Rd: Pima Rd/Princess Dr to Hayden Rd	30	\$ 3,745,000	\$ 197,241,900
Transportation	Alma School Road and Happy Valley Road Intersection	32	\$ 2,317,400	\$ 199,559,300
Transportation	Alma School and Jomax Road Improvements	33	\$ 2,000,000	\$ 201,559,300
Transportation	Hayden Road and Chaparral Road Intersection Improvements	34	\$ 500,000	\$ 202,059,300
Transportation	Scottsdale Road Streetscape: Earli to Chaparral	43	\$ 6,000,000	\$ 208,059,300
Transportation	Airpark Street Imps - West side, Paradise Lane: Scottsdale Rd to Hayden Rd	44	\$ 6,000,000	\$ 214,059,300
Transportation	Miller Road - Pinnacle Peak Road to Happy Valley Road	47	\$ 8,414,200	\$ 222,473,500
Transportation	TPP & MMRR roundabout	49	\$ 1,700,000	\$ 224,173,500
Transportation	Cactus Road Complete Street - Scottsdale to the Loop 101	51	\$ 6,000,000	\$ 230,173,500
Transportation	Thomas Road 68th Street Intersection Improvements	52	\$ 1,500,000	\$ 231,673,500
Transportation	Thomas Road Streetscape 60th St to 73rd Street	53	\$ 6,000,000	\$ 237,673,500
Transportation	Cactus Road Complete Street - 64th to Scottsdale Road	54	\$ 6,000,000	\$ 243,673,500
Transportation	Pinnacle Peak Rd: Miller Road to Pima Road	55	\$ 7,000,000	\$ 250,673,500
Transportation	68th St: Osborn to Indian School	56	\$ 1,500,000	\$ 252,173,500
Transportation	Connect Schools into main Indian Bend Wash and Upper Camelback Wash path	57	\$ 1,500,000	\$ 253,673,500
Transportation	Cactus 94th Street Roundabout	58	\$ 1,500,000	\$ 255,173,500
Transportation	98th Street West Half Improvement - North of McDowell Mountain Ranch Road	59	\$ 1,500,000	\$ 256,673,500
Transportation	Shea Blvd Path: 124th Street to 131st Place	60	\$ 923,300	\$ 257,596,800
Continued...				

0.1% Sales Tax + \$350M GO Bond

Division	Project	Rank	Request	Total
Transportation - 38 Projects - \$145,042,000 cont.				
Transportation	Dynamite Boulevard: 56th Street to Scottsdale Road	61	\$ 13,000,000	\$ 270,596,800
Transportation	Dynamite Boulevard: Scottsdale Road to Pima Road	62	\$ 13,000,000	\$ 283,596,800
Transportation	Pima Path Shea to FLW	63	\$ 4,000,000	\$ 287,596,800
Transportation	CAP path: Northsight to 90th Street	64	\$ 4,000,000	\$ 291,596,800
Transportation	Indian Bend Wash Path Signage	65	\$ 520,000	\$ 292,116,800
Transportation	CAP Path Scottsdale to Northsight	66	\$ 700,000	\$ 292,816,800
Transportation	Dynamite Boulevard: 114th Street to 136th Street	67	\$ 13,000,000	\$ 305,816,800
Transportation	Cactus 96th Street Roundabout	68	\$ 1,500,000	\$ 307,316,800
Transportation	128th Street Rio Verde to Ranch gate-TEMP2028	69	\$ 2,500,000	\$ 309,816,800
Transportation	Jomax Road: Pinnacle Peak Trailhead to 118th Street	70	\$ 1,000,000	\$ 310,816,800
Transportation	Dirt Road Paving	71	\$ 500,000	\$ 311,316,800
Transportation	56th Street: Pinnacle Vista to Jomax	72	\$ 4,000,000	\$ 315,316,800
Transportation	Goldwater-Highland Intersection	73	\$ 1,000,000	\$ 316,316,800
Transportation	Happy Valley Road: Scottsdale to Pima	74	\$ 13,000,000	\$ 329,316,800
Transportation	Pinnacle Vista - 56th Street Intersection Improvements	75	\$ 754,100	\$ 330,070,900
Transportation	Via Linda - Arabian Trail Sidewalk Improvements	76	\$ 500,000	\$ 330,570,900
Westworld - 5 Projects - \$4,724,400				
Westworld	WestWorld 94th Street Improvements	15	\$ 451,000	\$ 331,021,900
Westworld	WestWorld Cover Arena 7	33	\$ 543,500	\$ 331,565,400
Westworld	WestWorld Arena Lights	51	\$ 1,331,300	\$ 332,896,700
Westworld	WestWorld Arena 8 flexible space	58	\$ 960,300	\$ 333,857,000
Westworld	WestWorld Parking Lot Lighting	68	\$ 1,438,300	\$ 335,295,300
122 Projects Total				
Unfunded - 31 Projects - \$231,375,400				
Not Bond Eligible - 7 Projects - \$1,841,800				

CIP Funding Options Summary:

Three scenarios:

- Sales tax increments 0.1%, 0.2%, 0.3%
- \$350M GO Bond
- 0.1% Sales Tax plus a \$350M GO Bond

QUESTIONS?

**Council CIP
Subcommittee
Recommendations**

Follow Up Information

**City Council Work Study Session
March 27, 2018**

CIP Subcommittee Follow-Up

- **Clarification of Revenue Projections – Food Tax**
- **Historical Revenue Collected**
 - Stormwater Fees**
 - Secondary Property Tax Levies**

CIP Subcommittee Questions Follow-Up

Clarification of Revenue Projections – Food Tax

	FY 2017/18 Adopted	YOY % Change	FY 2018/19 Proposed	YOY % Change	Change Prop to Adpt	
FY 2017/18	\$7,515,974		\$6,873,212		(\$642,762)	-9%
FY 2018/19	\$7,741,500	3%	\$6,941,900	1%	(\$799,600)	-10%
FY 2019/20	\$7,973,700	3%	\$7,011,300	1%	(\$962,400)	-12%
FY 2020/21	\$8,212,900	3%	\$7,081,500	1%	(\$1,131,400)	-14%
FY 2021/22	\$8,459,300	3%	\$7,152,300	1%	(\$1,307,000)	-15%
FY 2022/23	-		-		-	
	\$39,903,374		\$35,060,212		(\$4,843,162)	-12%

CIP Subcommittee Questions Follow-Up

Food Tax Revenue Transfers to CIP – with assumptions

	FY 2017/18 Adopted	YOY % Change	FY 2018/19 Proposed	YOY % Change	Change (Prop to Adpt)	
FY 2017/18 *	\$5,010,900		\$4,582,370		(\$428,530)	-9%
FY 2018/19 **	\$7,741,500	3%	\$6,941,900	1%	(\$799,600)	-10%
FY 2019/20	\$7,973,700	3%	\$7,011,300	1%	(\$962,400)	-12%
FY 2020/21	\$8,212,900	3%	\$7,081,500	1%	(\$1,131,400)	-14%
FY 2021/22	\$8,459,300	3%	\$7,152,300	1%	(\$1,307,000)	-15%
FY 2022/23	\$8,700,000 ***	3%	\$7,223,800	1%	(\$1,476,200)	-17%
	\$46,098,300		\$39,993,171		(\$6,105,129)	-13%

* 66.6% of Food Tax revenue is transferred to CIP per Financial Policy No. 17 (phased in over three years beginning in FY 2016/17).

** YOY % Change based on 100% of Food Tax in FY 2017/18.

*** Assumed 3% growth prior to getting forecasted amount from Tax Audit as part of the FY 2018/19 budget development process.

CIP Subcommittee Follow-Up

Clarification of Revenue Projections – Food Tax

- Arizona Department of Revenue managing revenue collections
- USDA Consumer Price Index – 0.5% to 1.5%

CIP Subcommittee Follow-Up

Secondary Property Tax Levies (\$ in millions)

	Debt Service	Use of Reserve	Levy	
FY 2008/09			\$35.8	actual
FY 2009/10			\$31.8	actual
FY 2010/11			\$37.9	actual
FY 2011/12			\$37.0	actual
FY 2012/13			\$36.7	actual
FY 2013/14			\$36.7	actual
FY 2014/15			\$35.6	actual
FY 2015/16			\$32.2	actual
FY 2016/17			\$33.6	actual
FY 2017/18	\$34.2	(\$0.60)	\$33.6	estimated
FY 2018/19	\$35.2	(\$0.95)	\$34.2	estimated
FY 2019/20	\$33.2	-	\$33.2	estimated
FY 2020/21	\$31.3	-	\$31.3	estimated
FY 2021/22	\$27.0	-	\$27.0	estimated
FY 2022/23	\$27.0	-	\$27.0	estimated

CIP Subcommittee Follow-Up

Stormwater Fees

FY 2004/05	\$611,989	actual
FY 2005/06	\$733,190	actual
FY 2006/07	\$743,185	actual
FY 2007/08	\$861,021	actual
FY 2008/09	\$814,326	actual
FY 2009/10	\$789,380	actual
FY 2010/11	\$832,359	actual
FY 2011/12	\$859,066	actual
FY 2012/13	\$838,117	actual
FY 2013/14	\$900,389	actual
FY 2014/15	\$906,251	actual
FY 2015/16	\$912,891	actual
FY 2016/17	\$921,358	actual
FY 2017/18	\$927,276	estimated
FY 2018/19	\$933,234	estimated
FY 2019/20	\$942,600	estimated
FY 2020/21	\$952,000	estimated
FY 2021/22	\$961,500	estimated
FY 2022/23	\$971,100	estimated

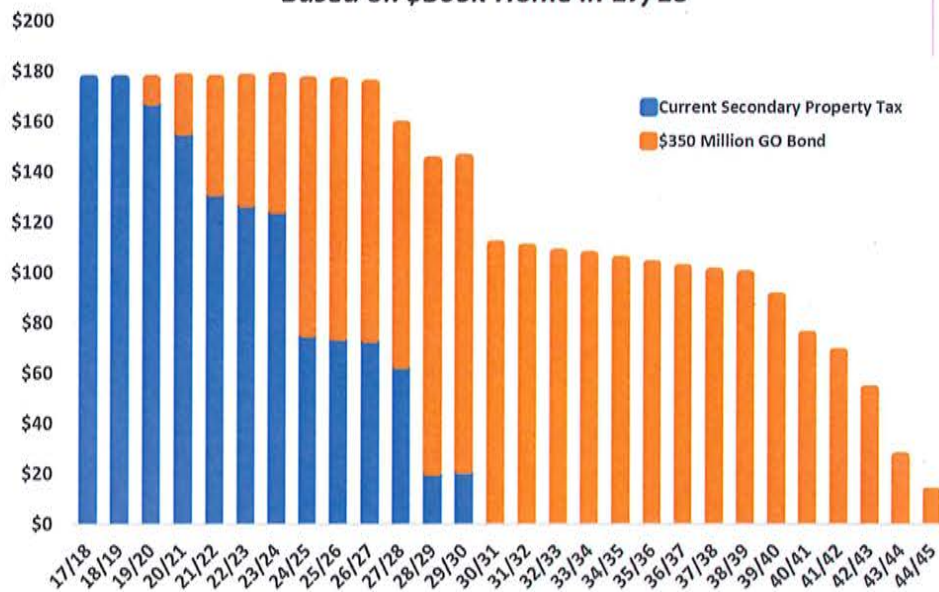
FY 18/19 CIP Requests

- After removing Desert Edge and Scottsdale Stadium Redesign, \$639.2 million in requests remain.
 - \$380.5 million General Fund
 - \$258.7 million Transportation

FY 18/19 CIP Requests

- Council has provided direction on Storm Water project funding
- Staff recommendation
 - Crossroads East Flood Control Phase 1 - \$30.1 million
 - Balance of Storm water Projects \$54.9 million

Impact of \$350M GO Bond
Based on \$300k Home in 17/18



Estimated Secondary Property Tax

	FY 19	FY 20	FY 21	FY 22	FY 23	FY 24	FY 25	FY 26	FY 27	FY 28
Current Secondary Property Tax	\$177	\$168	\$156	\$132	\$127	\$125	\$76	\$74	\$74	\$63
\$350 Million GO Bond	\$0	\$9	\$22	\$45	\$50	\$53	\$101	\$102	\$102	\$96
Total	\$177	\$177	\$178	\$177	\$177	\$178	\$177	\$176	\$176	\$159

Pros of GO Debt

- Leaves current secondary rates level or slightly declining
- Contributions by businesses, non-resident property owners and resident property owners
- Structure for approving and managing capital spending (accountability-citizen task force)
- Infrastructure delivered when needed
- Increases capacity to invest

Pros of GO Debt

- Those who benefit pay for improvements
- Ensures matching funds benefit our community
- Lowest cost of capital
- Non-elastic revenue source
- Progressive tax

Cons of GO Debt

- Borrowing costs
- Debt payments limit future flexibility
- May increase operating cost with no associated revenue source
- Once program is complete, need authorization from voters for new GO program

Sales Tax Financing

- Increase of .1% produces approximately \$10 million in GF revenue
- \$10 million can be leveraged to provide approximately \$133 million in MPC debt

Pros of Sales Tax Funding

- Current permanent sales tax rate is lowest in Arizona
- Infrastructure delivered when needed
- Increases capacity to invest
- May be used to fund operating impacts
- Unless sunset provision, may provide capital and operating funds ongoing basis
- Ensures matching funds benefit our community

Cons of Sales Tax Funding

- To a great extent, businesses don't pay
- Elastic revenue source
- Regressive tax
- Only 15% paid by visitors

Strategic Approach to Revenue Generation Sales Tax & Bonds

MARCH 27, 2018

**CITY COUNCIL WORK STUDY SESSION
COUNCILMAN GUY PHILLIPS**



Thinking strategically about Taxes...

1. Sales Tax and Bonds are different revenue tools for different purposes
2. Residents are equally divided on how to be taxed
3. Adding both is not an option

Not all taxes are the same...

Sales Tax Uses



Smaller projects,
needed annually

Bond Uses

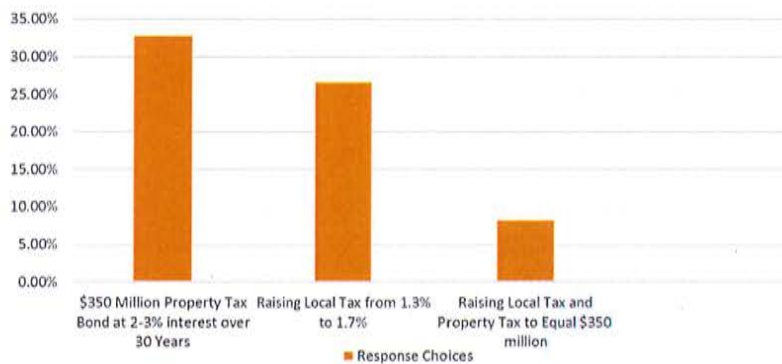


Large projects,
based on need

Scottsdale has **THE** lowest **Sales Tax rate** in the State.

Scottsdale needs \$350 million over the next 10 years for infrastructure improvements. What would be your preference if a tax measure came to you via local election?

Survey Results



Bonds can be good but not perfect....

- ☒ Property values increase over time—
estimates range from 1-3% annual
increases
- ☒ Commercial property taxes are passed on
to residents—we will end up paying them
- ☒ Sales taxes have no interest cost. Bonds
do—using bonds adds 4-5% to the cost

Bonds & home ownership...

BONDS & HOME OWNERSHIP....

- Residents can lose their
homes!
 - Between 2008-2012, 14
Scottsdale residents lost
their homes to tax lien
foreclosures.
- Can hinder new homes sales
too.
- "It's only \$37 / year." When in
fact, it is really \$3-4,000 a
year.


AVERAGE RESIDENT BURDEN

- \$300,000 homeowner will
pay an estimated **\$3,487** for
new bonds.
- Assumptions:
 - \$350 million in Bonds
 - Payments over 20 years
 - 4.5% interest rate



Sales tax is a good solution...

Eliminates need for transportation projects in the bond plus obtains Prop 400 funds



Sales tax arguably a lower cost

Example:

Average person spends \$300 on purchases.

$52 \text{ weeks} \times \$300 \times .3\% = \$46.8 \text{ increase}$

Assumptions:

\$300 does not include non-prepared food



Proposed Sales Tax Change

Rate Change	Tax Use	Comment
+.1%	General Fund	Capital Projects
+.1%	Transportation	Use to gain Prop 400 funds that we will lose otherwise
+.1%	Offset of Food tax (General Fund)	Funds the elimination of the food tax*
Total = .3%		

*on non-prepared food

Sales Tax ballot question



SUBMITTED TO THE PEOPLE BY THE SCOTTSDALE CITY COUNCIL

OFFICIAL TITLE

SHALL THE CITY COUNCIL BE AUTHORIZED TO ADOPT AN ORDINANCE THAT WOULD BOTH ELIMINATE THE TAX ON RETAIL SALES OF FOOD FOR HOME CONSUMPTION AND INCREASE THE RATE OF TRANSACTION PRIVILEGE AND USE TAX ON CERTAIN OTHER TAXABLE ACTIVITIES IN THE CITY OF SCOTTSDALE BY NOT MORE THAN .3%.

Descriptive Title


This proposition would authorize the City Council to adopt an ordinance that would both eliminate the tax on retail sales of food for home consumption and increase the rate of Transaction Privilege and Use Tax on certain other taxable activities in the City of Scottsdale by not more than .3%.

Effect of amendment:

A "yes" vote shall have the effect of authorizing the City Council to adopt an ordinance that would both eliminate the tax on retail sales of food for home consumption and increase the rate of Transaction Privilege and Use Tax on certain other taxable activities in the City of Scottsdale by not more than .3%.

A "no" vote shall have the effect of continuing the present rate of tax on all taxable activities.

With a Sales Tax, it opens up **more capital projects** we can do, including:

Region	Project	Cost	
South Scottsdale	Indian Bend Wash Improvements, Thomas to McKellips	\$30 million	
Central Scottsdale	Scottsdale Mall Renovation	\$12 million	
North Scottsdale	Brown Belt to contain flooding	\$30 million	

A better roadmap...





Discussion



Smith, Erica

From: Webmaster
Sent: Tuesday, March 27, 2018 8:28 AM
To: Smith, Erica
Subject: Comment on 03-27-2018 Agenda Item (response #4)

Comment on 03-27-2018 Agenda Item (response #4)

Survey Information

Site:	ScottsdaleAZ.gov
Page Title:	Comment on 03-27-2018 Agenda Item
URL:	http://www.scottsdaleaz.gov/council/meeting-information/agenda-comments/03-27-2018
Submission Time/Date:	3/27/2018 8:27:30 AM

Survey Response

AGENDA ITEM	
Which agenda item are you commenting on?	Work Study 3/27/18
COMMENT	
Comment:	<p>Thanks for addressing these much needed issues related to our city. I have attended many of the CIP budget meetings and think that Councilmembers Smith, Korte and Phillips plus city staff have done a good job to prioritize and identify the infrastructure needs for the city which equate to \$810,000,000. The three funding recommendations along with matching state funds are good suggestions. The bond idea will be problematic so I think raising property taxes and small sales tax increase are the best way to raise these funds. This city has a great deal of wealth but the rich are not paying their fair share nor are the commercial business owners. It is time for the city to shape up while the economy is good. With about 8 new hotels being planned for downtown, I would hope the city could get the developers to help out with downtown infrastructure needs. The city has to stop paying outside consultants to come up with big ideas which are not affordable. This city needs to take care of its current investments and assets and promote them without going out on a limb to bring in more tourist attractions which will cause more debt.</p>

	<p>Basically, your meeting should focus on the best way to raise the funding and agree on the prioritization of the infrastructure needs. I hope you can come to a consensus so as to move this city forward. There are too many special interest groups trying to promote their own causes and nothing gets accomplished. We should have never been put into this position of needing to raise \$810,000,000. It is time to rise above and get out of debt and fix our infrastructure. (Please fix the parking lot on the east side of the Performing Arts Center garage. It is deplorable). Thank you for your service to our community. Sandy Schenkat</p>
<p>Comments are limited to 8,000 characters and may be cut and pasted from another source.</p>	
<p>NAME</p>	
<p>Name:</p>	<p>Sandy Schenkat</p>
<p>CONTACT INFORMATION</p>	
<p>Please provide the following information so someone may follow up with you if they have questions about your comment (optional).</p>	
<p>Email:</p>	<p><u>sandra@hbc.com</u></p>
<p>Phone:</p>	<p>(480) 268-9200</p>
<p>Address:</p>	<p>10961 E Gary Rd.</p>
<p>Example: 3939 N. Drinkwater Blvd, Scottsdale 85251</p>	

