

SCOTTSDALE POLICE DEPARTMENT CRIME LABORATORY BLOOD ALCOHOL FACE SHEET

ANALYSIS DATE 4/27/22 SEQUENCE NAME 27Apr22

EQUIPMENT

Pipettor Hamilton ML600EH7497 Hamilton ML600GJ10749
 Gas Chromatograph Agilent US14173023

INSTRUMENT CALIBRATION

Vial 1 0.02 calibrator Lot FN06141806 Coefficient of determination (r²)
 Vial 2 0.10 calibrator Lot FN05311902 0.99999
 Vial 3 0.20 calibrator Lot FN05101903
 Vial 4 0.40 calibrator Lot FN10051906

CALIBRATION VERIFICATION AND RESOLUTION TEST

Vial	Sample	Expected result	Measured result	Manufacturer/lot
5	Blank	Not detected	Not detected	SPD lab 032922AQ
6	Volatiles mix	6 compounds	6 compounds	SPD lab 050721MIX
7	Aqueous control	0.400 g/dL	0.404 g/dL	Lipomed 11092018-A
8	Aqueous control	0.040 g/dL	0.040 g/dL	Lipomed 14082019-B
9	Blood control	0.199 g/dL	0.202 g/dL	ACQ 4110320133/2
20	Aqueous control	0.080 g/dL	0.081 g/dL	Lipomed 20012020-B
31	Blood control	0.199 g/dL	0.205 g/dL	ACQ 4110320133/2
42	Aqueous control	0.080 g/dL	0.081 g/dL	Lipomed 20012020-B
53	Aqueous control	0.080 g/dL	0.082 g/dL	Lipomed 20012020-B
64	Aqueous control	0.400 g/dL	0.411 g/dL	Lipomed 11092018-A
65	Aqueous control	0.040 g/dL	0.041 g/dL	Lipomed 14082019-B
66	Blood control	0.199 g/dL	0.205 g/dL	ACQ 4110320133/2
67	Blank	Not detected	Not detected	SPD lab 101921WB

SUBJECT SAMPLES

Subjects in the sequence 25 Subjects requiring reanalysis 0

ADDITIONAL NOTES: All testing proceeded as expected.

Run valid Run invalid Phil Brake Analyst
 Run valid Run invalid Erika Canonic Technical Reviewer

Scottsdale Police Department Crime Laboratory Sequence Quality Assurance Summary

113

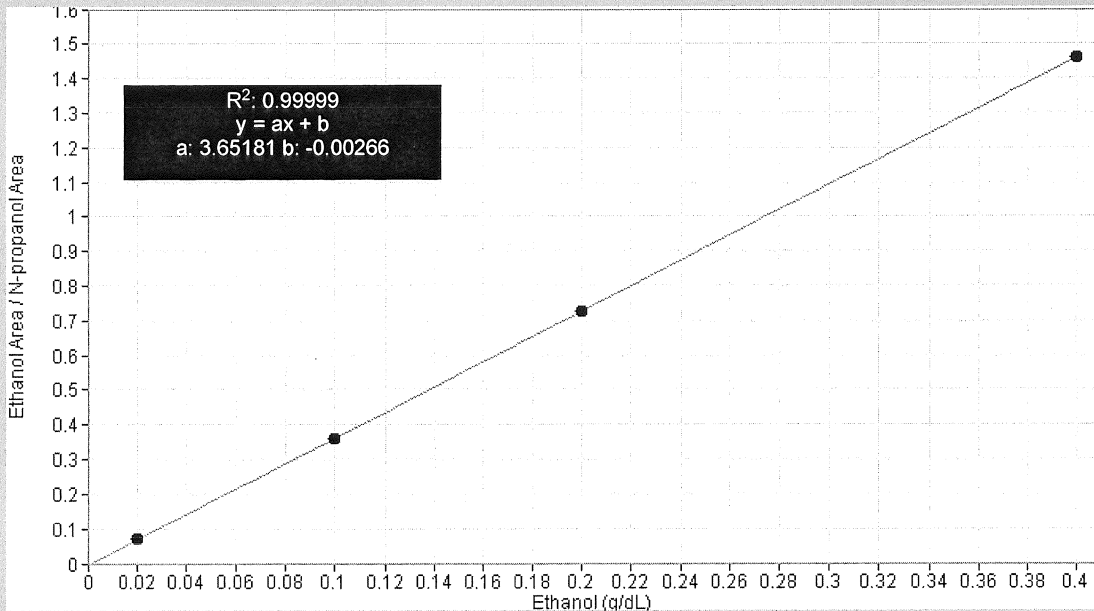
SEQUENCE NAME: 27Apr22

ANALYST: Brooke

Sample Name	Vial	Measured Value (g/dL)	Expected Value (g/dL)	Percent Difference	Absolute Difference (g/dL)
blank 032922AQ	5	negative	negative	-	-
0.400 11092018-A	7	0.404	0.400	1.00	0.004
0.040 14082019-B	8	0.040	0.040	0.00	0.000
0.199 4110320133/2	9	0.202	0.199	1.51	0.003
0.080 20012020-B	20	0.081	0.080	1.25	0.001
0.199 4110320133/2	31	0.205	0.199	3.02	0.006
0.080 20012020-B	42	0.081	0.080	1.25	0.001
0.080 20012020-B	53	0.082	0.080	2.50	0.002
0.400 11092018-A	64	0.411	0.400	2.75	0.011
0.040 14082019-B	65	0.041	0.040	2.50	0.001
0.199 4110320133/2	66	0.205	0.199	3.02	0.006
blank 101921VWB	67	negative	negative	-	-

Calibrator	Ethanol Area	N-propanol Area	Ratio
0.020	11.890	164.867	0.072
0.100	59.219	163.662	0.362
0.200	117.609	162.130	0.725
0.400	238.425	163.384	1.459

Calibration Line



Scottsdale Police Department Crime Lab Volatiles Analysis

Sample: FN06141806	Vial: 1
Description: 0.020 calibrator	Sequence: 27Apr22
Method: ethanol quant.M	Injection date: 4/27/2022 11:24:04 AM
Instrument: US14173023 CN14160045	Analyst: Brooke VAB
Data file: C:\Chem32\1\Data\27Apr22\1.D	

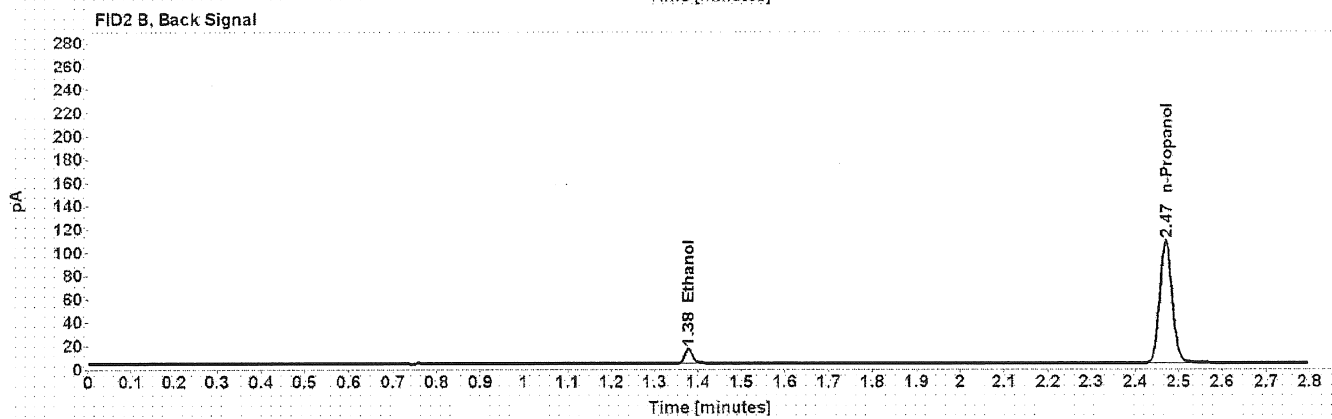


Table 1: FID 1 A (column DB-ALC1)

Compound	Time (min)	Peak Area
Ethanol	1.215	11.890
n-Propanol	2.020	164.867

Table 2: FID 2 B (column DB-ALC2)

Compound	Time (min)	Peak Area
Ethanol	1.378	15.237
n-Propanol	2.470	210.228

Scottsdale Police Department Crime Lab Volatiles Analysis

Sample: FN05311902	Vial: 2
Description: 0.100 calibrator	Sequence: 27Apr22
Method: ethanol quant.M	Injection date: 4/27/2022 11:28:04 AM
Instrument: US14173023 CN14160045	Analyst: Brooke YFB
Data file: C:\Chem32\1\Data\27Apr22\2.D	

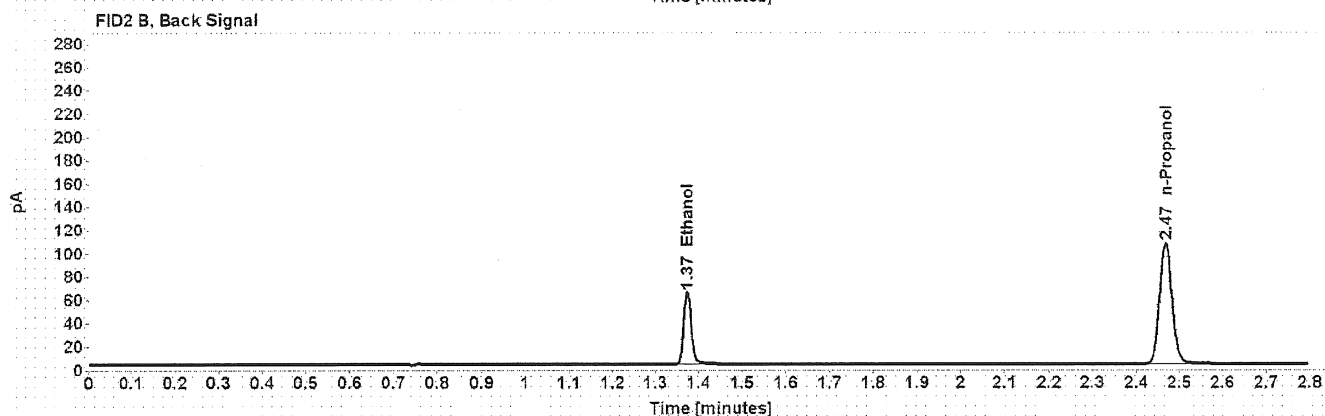
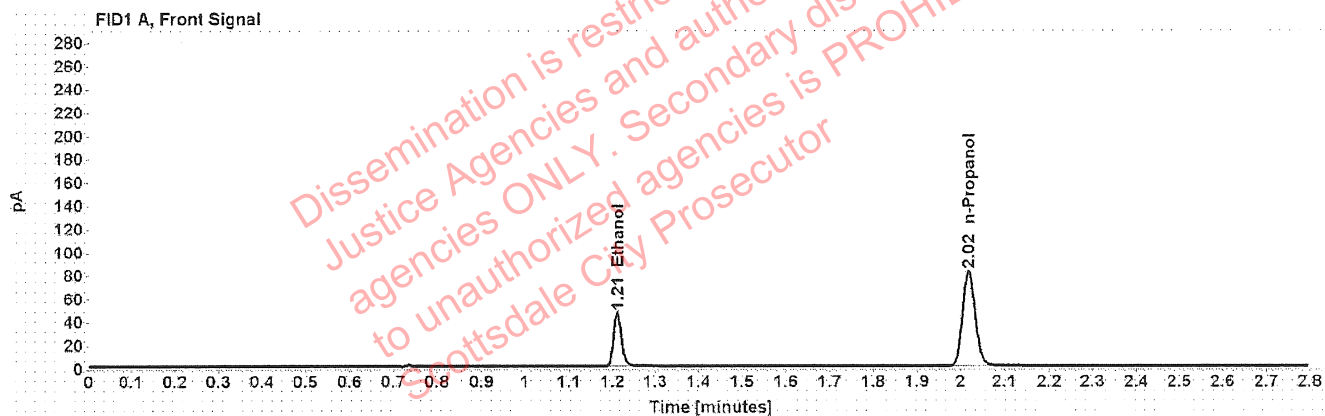


Table 1: FID 1 A (column DB-ALC1)

Compound	Time (min)	Peak Area
Ethanol	1.211	59.219
n-Propanol	2.018	163.662

Table 2: FID 2 B (column DB-ALC2)

Compound	Time (min)	Peak Area
Ethanol	1.374	75.720
n-Propanol	2.468	208.627

Scottsdale Police Department Crime Lab Volatiles Analysis

Sample:	FN05101903	Vial:	3
Description:	0.200 calibrator	Sequence:	27Apr22
Method:	ethanol quant.M	Injection date:	4/27/2022 11:32:04 AM
Instrument:	US14173023 CN14160045	Analyst:	Brooke <i>JB</i>
Data file:	C:\Chem32\1\Data\27Apr22\3.D		

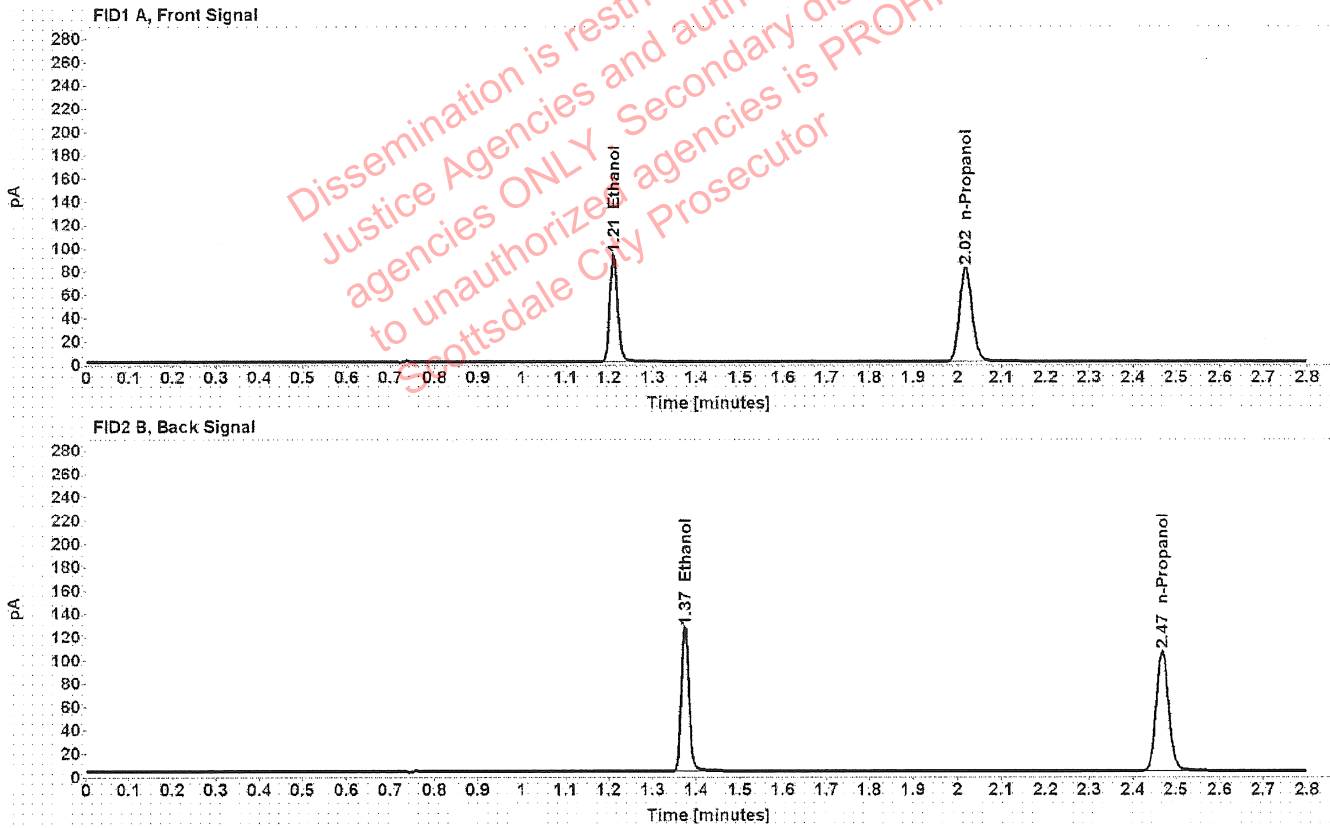


Table 1: FID 1 A (column DB-ALC1)

Compound	Time (min)	Peak Area
Ethanol	1.211	117.609
n-Propanol	2.018	162.130

Table 2: FID 2 B (column DB-ALC2)

Compound	Time (min)	Peak Area
Ethanol	1.374	150.521
n-Propanol	2.469	206.684

Scottsdale Police Department Crime Lab Volatiles Analysis

Sample: FN10051906	Vial: 4
Description: 0.400 calibrator	Sequence: 27Apr22
Method: ethanol quant.M	Injection date: 4/27/2022 11:36:04 AM
Instrument: US14173023 CN14160045	Analyst: Brooke 193
Data file: C:\Chem32\1\Data\27Apr22\4.D	

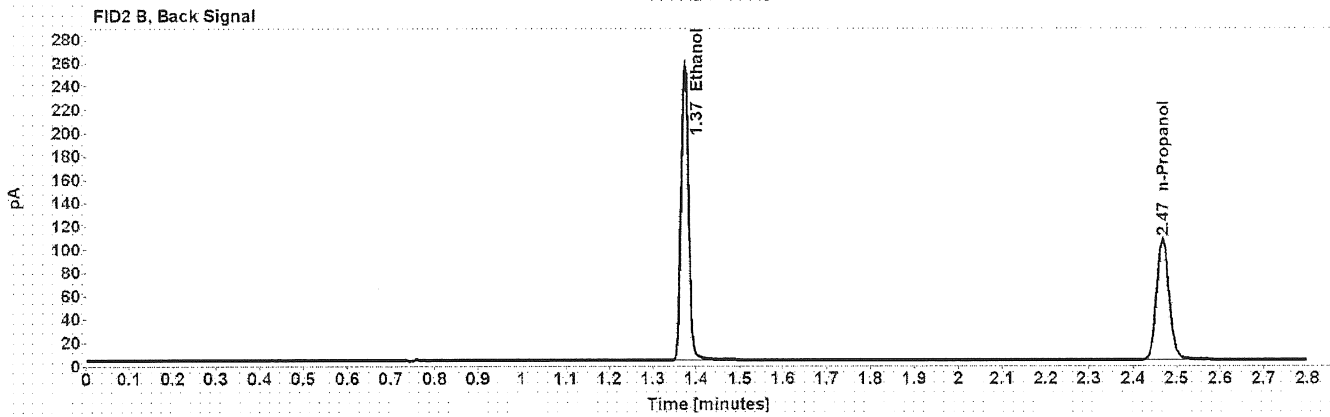
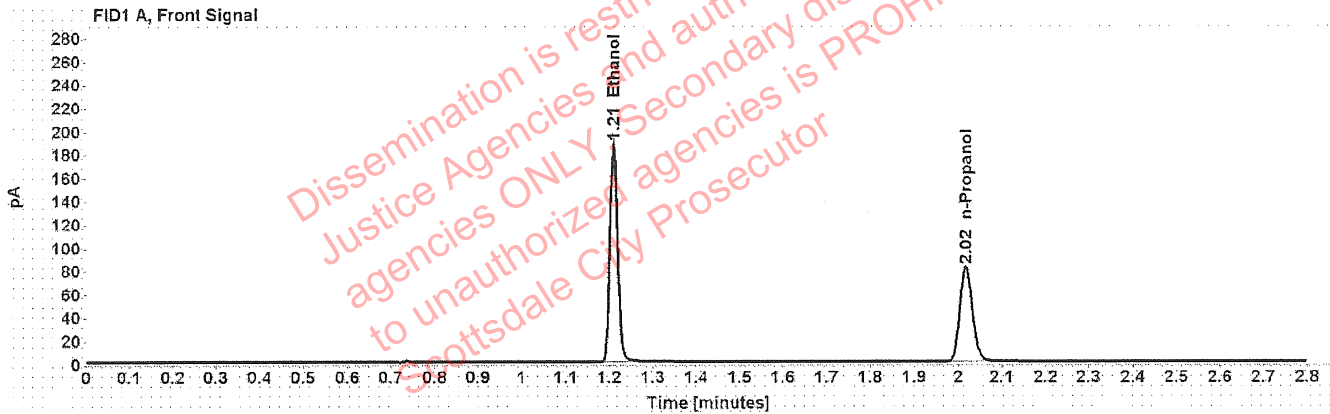


Table 1: FID 1 A (column DB-ALC1)

Compound	Time (min)	Peak Area
Ethanol	1.210	238.425
n-Propanol	2.018	163.384

Table 2: FID 2 B (column DB-ALC2)

Compound	Time (min)	Peak Area
Ethanol	1.373	305.624
n-Propanol	2.468	208.340

Scottsdale Police Department Crime Lab Volatiles Analysis

Sample:	032922AQ	Vial:	5
Description:	Negative	LIMS ID:	
Method:	ethanol quant.M	Sequence:	27Apr22
Instrument:	US14173023 CN14160045	Injection date:	4/27/2022 11:40:04 AM
Data file:	C:\Chem32\1\Data\27Apr22\5.D	Analyst:	Brooke

PB

Dissemination is restricted to Criminal Justice Agencies and authorized agencies ONLY. Secondary dissemination to unauthorized agencies is PROHIBITED. Scottsdale City Prosecutor

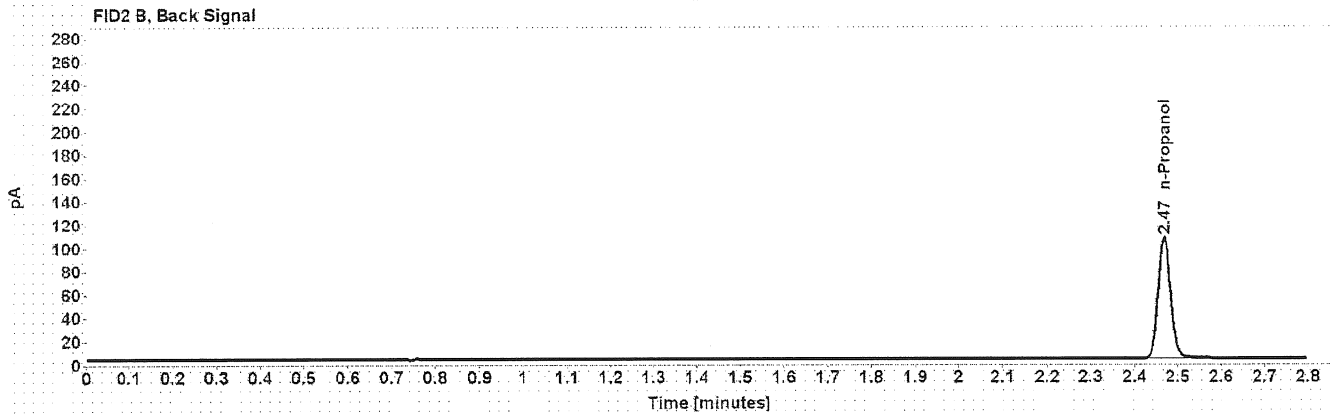
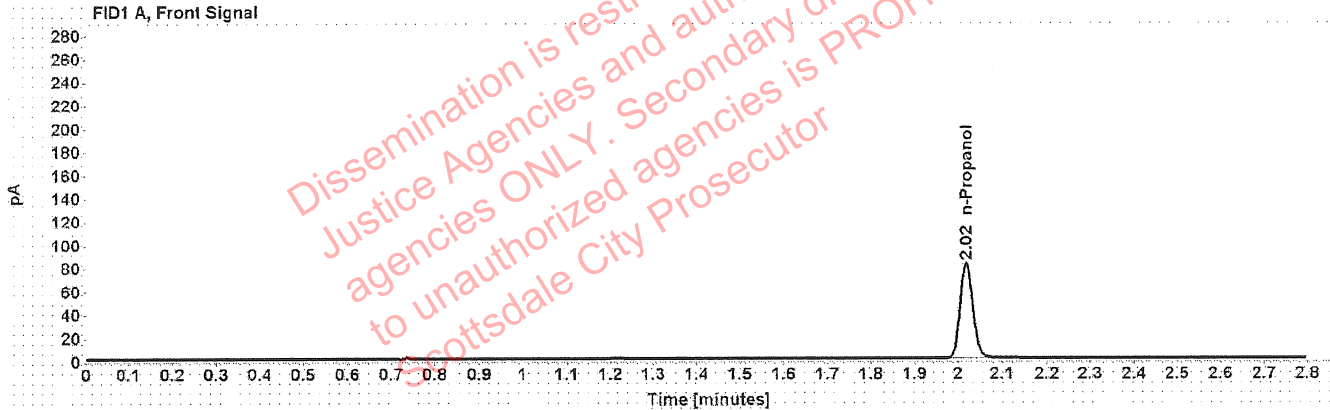


Table 1: FID 1 A (column DB-ALC1)

Compound	Amount (g/100mL)	Time (min)	Peak Area
n-Propanol	-----	2.018	163.997

Table 2: FID 2 B (column DB-ALC2)

Compound	Time (min)	Peak Area
n-Propanol	2.469	209.193

Scottsdale Police Department Crime Lab Volatiles Analysis

Sample: 050721MIX	Vial: 6
Description: Volatiles mix	LIMS ID:
Method: ethanol quant.M	Sequence: 27Apr22
Instrument: US14173023 CN14160045	Injection date: 4/27/2022 11:44:04 AM
Data file: C:\Chem32\1\Data\27Apr22\6.D	Analyst: Brooke 108

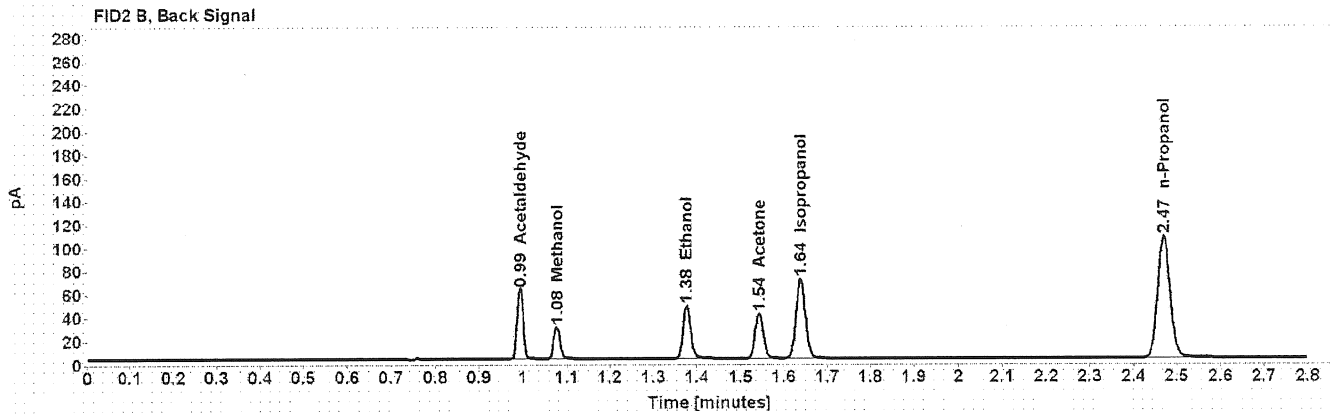
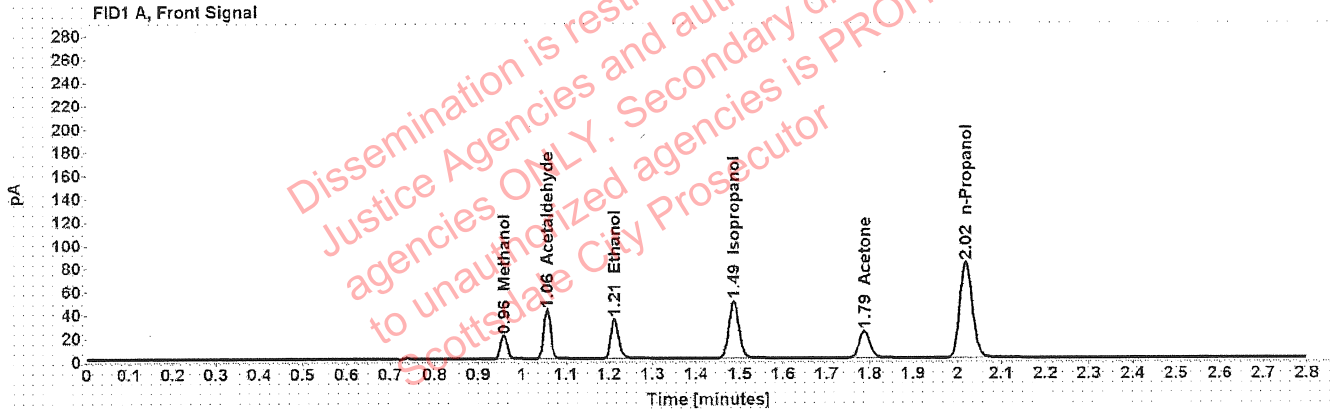


Table 1: FID 1 A (column DB-ALC1)

Compound	Amount (g/100mL)	Time (min)	Peak Area
Methanol	-----	0.959	22.291
Acetaldehyde	-----	1.057	45.781
>Ethanol	0.0732	1.213	43.602
Isopropanol	-----	1.486	78.981
Acetone	-----	1.787	39.772
n-Propanol	-----	2.019	164.682

Table 2: FID 2 B (column DB-ALC2)

Compound	Time (min)	Peak Area
Acetaldehyde	0.994	59.583
Methanol	1.077	29.102
Ethanol	1.376	55.654
Acetone	1.543	50.590
Isopropanol	1.638	102.266
n-Propanol	2.470	209.908

Scottsdale Police Department Crime Lab Volatiles Analysis

Sample:	11092018-A	Vial:	7
Description:	0.400	LIMS ID:	
Method:	ethanol quant.M	Sequence:	27Apr22
Instrument:	US14173023 CN14160045	Injection date:	4/27/2022 11:48:19 AM
Data file:	C:\Chem32\1\Data\27Apr22\7.D	Analyst:	Brooke PB

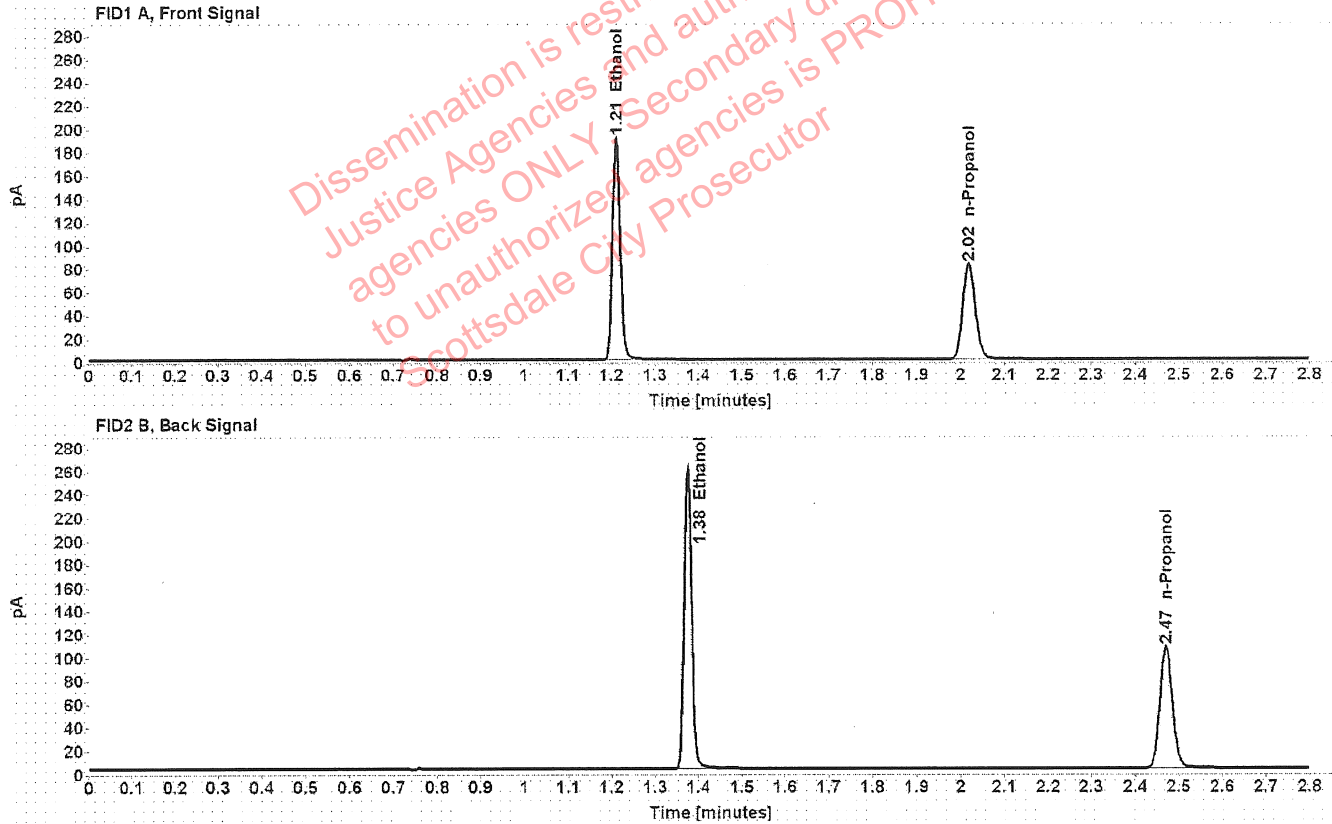


Table 1: FID 1 A (column DB-ALC1)

Compound	Amount (g/100mL)	Time (min)	Peak Area
>Ethanol	0.4045	1.211	242.538
n-Propanol	-----	2.019	164.479

Table 2: FID 2 B (column DB-ALC2)

Compound	Time (min)	Peak Area
Ethanol	1.375	310.919
n-Propanol	2.470	209.567

Scottsdale Police Department Crime Lab Volatiles Analysis

Sample:	14082019-B	Vial:	8
Description:	0.040	LIMS ID:	
Method:	ethanol quant.M	Sequence:	27Apr22
Instrument:	US14173023 CN14160045	Injection date:	4/27/2022 11:52:19 AM
Data file:	C:\Chem32\1\Data\27Apr22\8.D	Analyst:	Brooke

YB

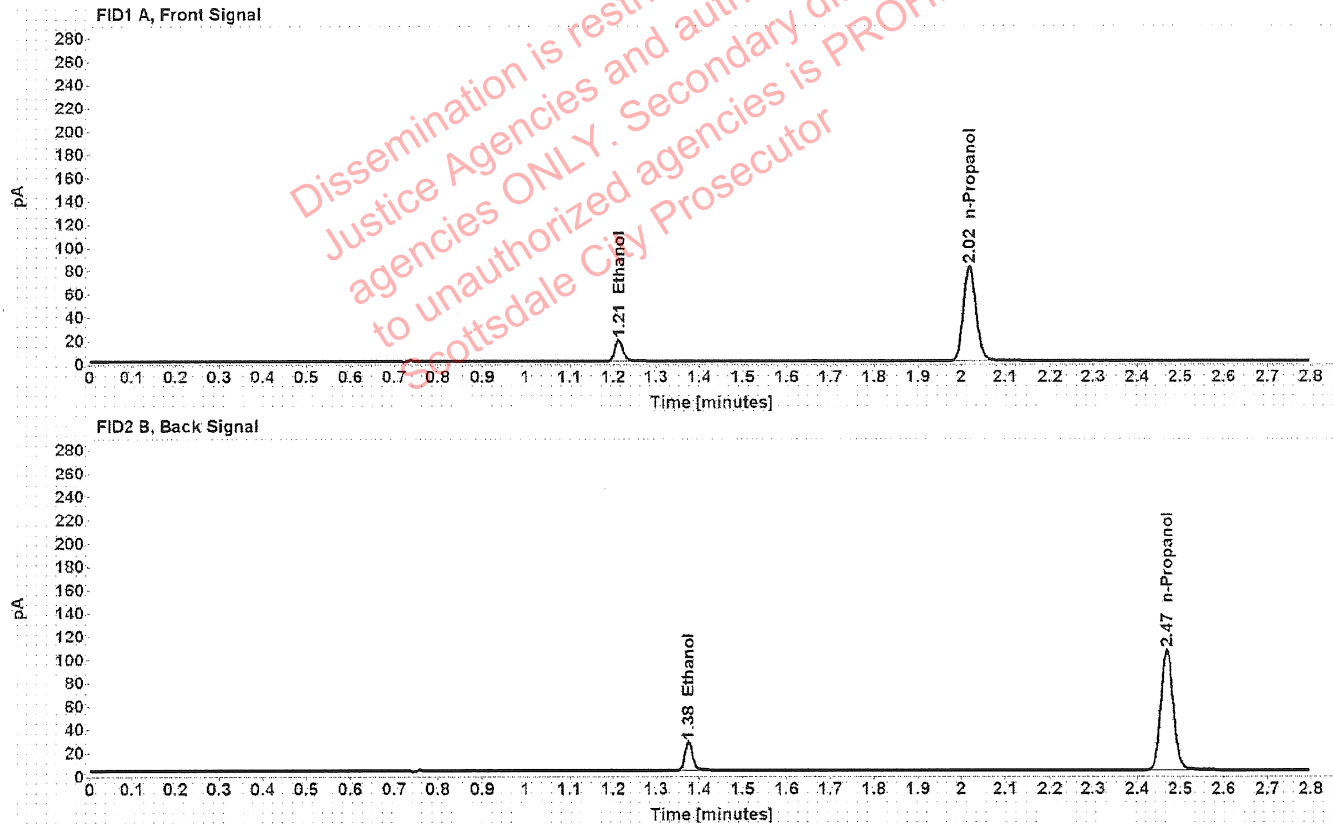


Table 1: FID 1 A (column DB-ALC1)

Compound	Amount (g/100mL)	Time (min)	Peak Area
>Ethanol	0.0405	1.213	23.688
n-Propanol	-----	2.018	162.955

Table 2: FID 2 B (column DB-ALC2)

Compound	Time (min)	Peak Area
Ethanol	1.375	30.232
n-Propanol	2.469	207.676

Scottsdale Police Department Crime Lab Volatiles Analysis

Sample:	4110320133/2	Vial:	9
Description:	0.199	LIMS ID:	
Method:	ethanol quant.M	Sequence:	27Apr22
Instrument:	US14173023 CN14160045	Injection date:	4/27/2022 11:56:19 AM
Data file:	C:\Chem32\1\Data\27Apr22\9.D	Analyst:	Brooke

78

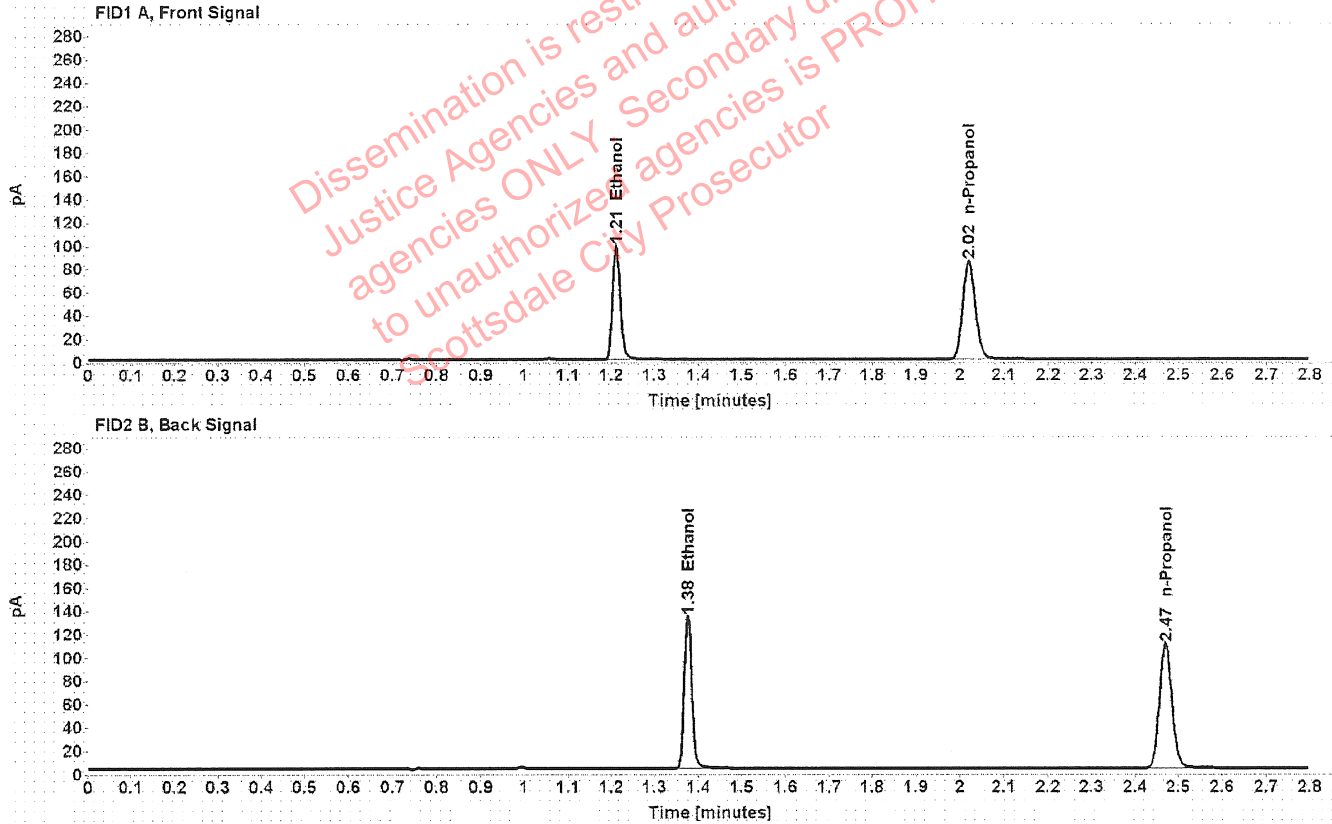


Table 1: FID 1 A (column DB-ALC1)

Compound	Amount (g/100mL)	Time (min)	Peak Area
>Ethanol	0.2028	1.212	124.359
n-Propanol	-----	2.020	168.511

Table 2: FID 2 B (column DB-ALC2)

Compound	Time (min)	Peak Area
Ethanol	1.376	159.038
n-Propanol	2.470	215.045

Scottsdale Police Department Crime Lab Volatiles Analysis

Sample:	20012020-B	Vial:	20
Description:	0.080	LIMS ID:	
Method:	ethanol quant.M	Sequence:	27Apr22
Instrument:	US14173023 CN14160045	Injection date:	4/27/2022 12:40:49 PM
Data file:	C:\Chem32\1\Data\27Apr22\20.D	Analyst:	Brooke YB

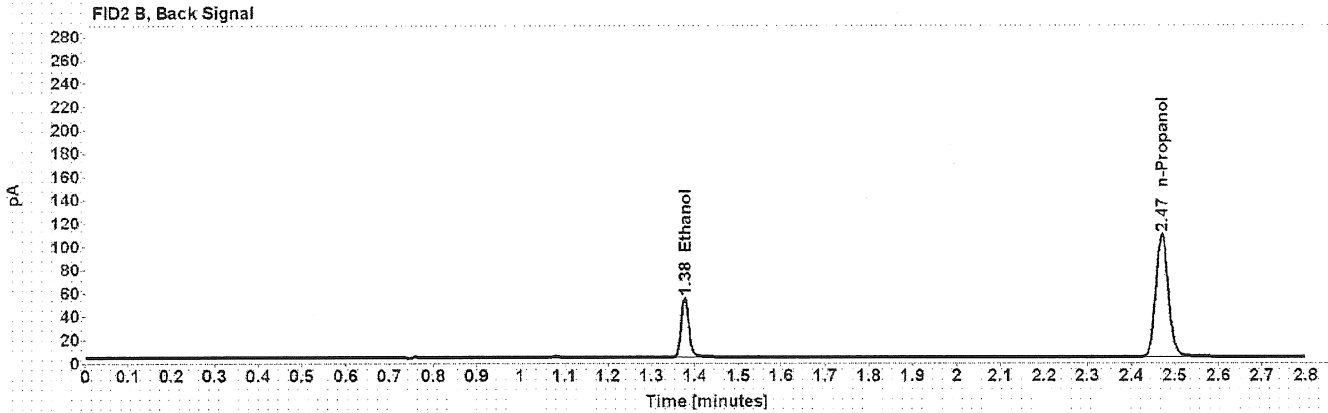
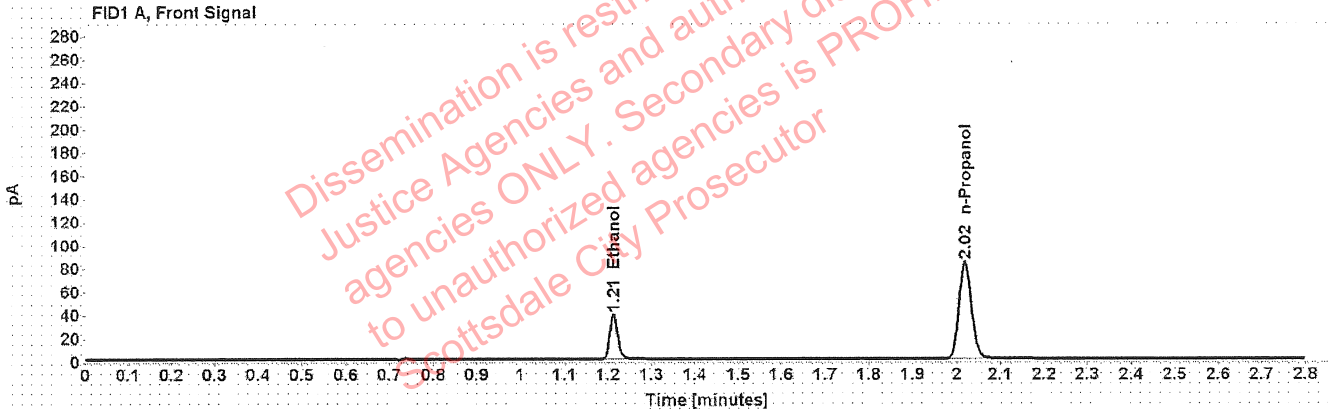


Table 1: FID 1 A (column DB-ALC1)

Compound	Amount (g/100mL)	Time (min)	Peak Area
>Ethanol	0.0815	1.213	48.984
n-Propanol	-----	2.019	166.152

Table 2: FID 2 B (column DB-ALC2)

Compound	Time (min)	Peak Area
Ethanol	1.376	62.673
n-Propanol	2.470	211.784

Scottsdale Police Department Crime Lab Volatiles Analysis

Sample:	4110320133/2	Vial:	31
Description:	0.199	LIMS ID:	
Method:	ethanol quant.M	Sequence:	27Apr22
Instrument:	US14173023 CN14160045	Injection date:	4/27/2022 1:25:19 PM
Data file:	C:\Chem32\1\Data\27Apr22\31.D	Analyst:	Brooke

188

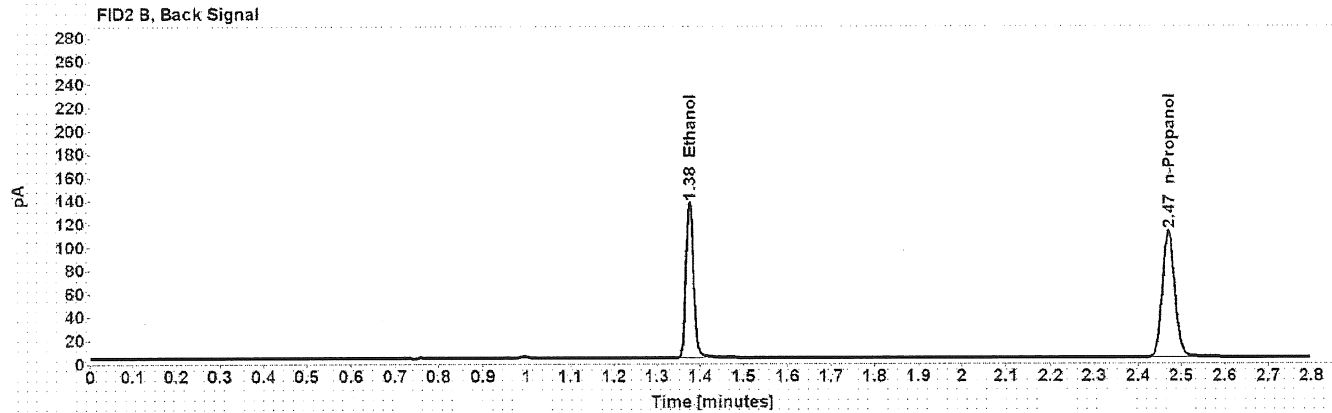
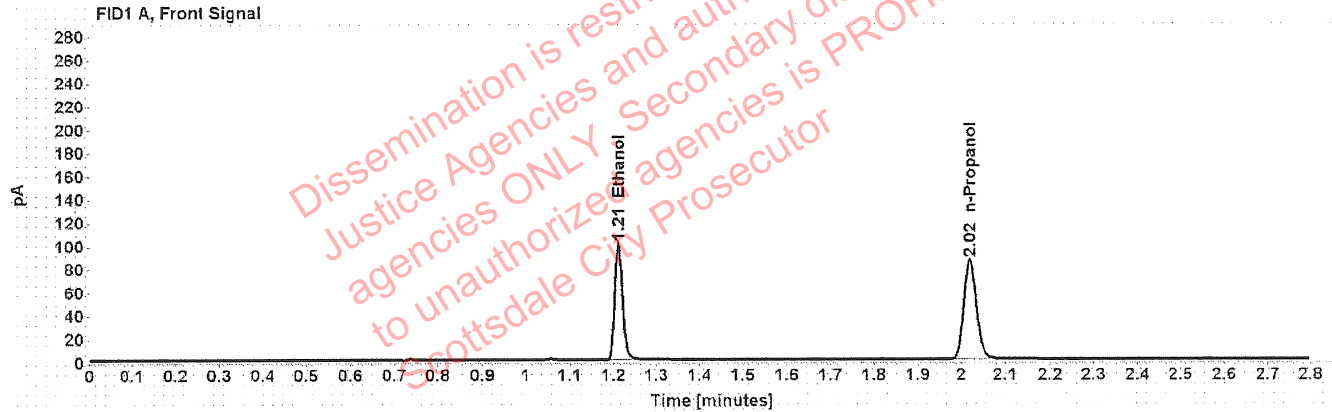


Table 1: FID 1 A (column DB-ALC1)

Compound	Amount (g/100mL)	Time (min)	Peak Area
>Ethanol	0.2051	1.212	127.503
n-Propanol	-----	2.019	170.880

Table 2: FID 2 B (column DB-ALC2)

Compound	Time (min)	Peak Area
Ethanol	1.376	162.831
n-Propanol	2.470	218.050

Scottsdale Police Department Crime Lab Volatiles Analysis

Sample:	20012020-B	Vial:	42
Description:	0.080	LIMS ID:	
Method:	ethanol quant.M	Sequence:	27Apr22
Instrument:	US14173023 CN14160045	Injection date:	4/27/2022 2:09:34 PM
Data file:	C:\Chem32\1\Data\27Apr22\42.D	Analyst:	Brooke

198

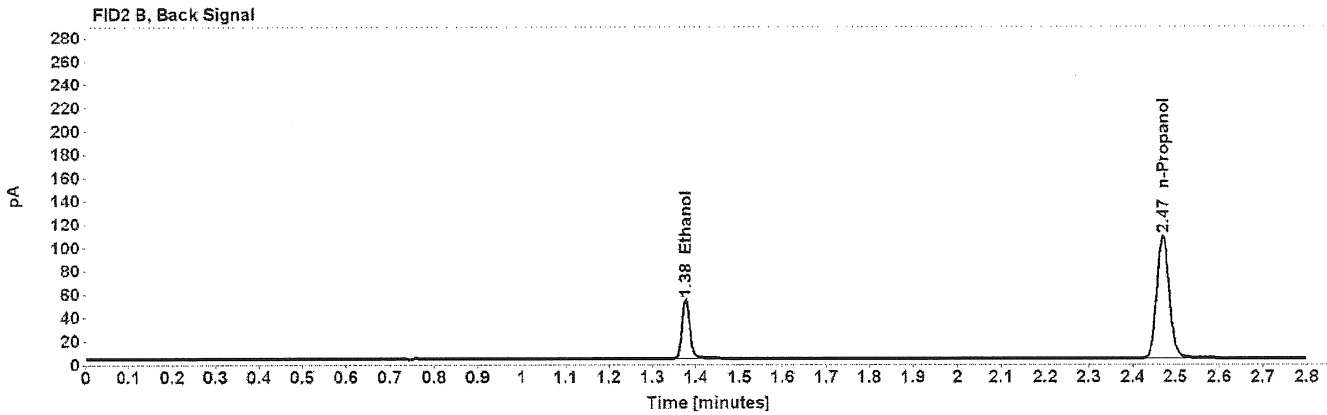
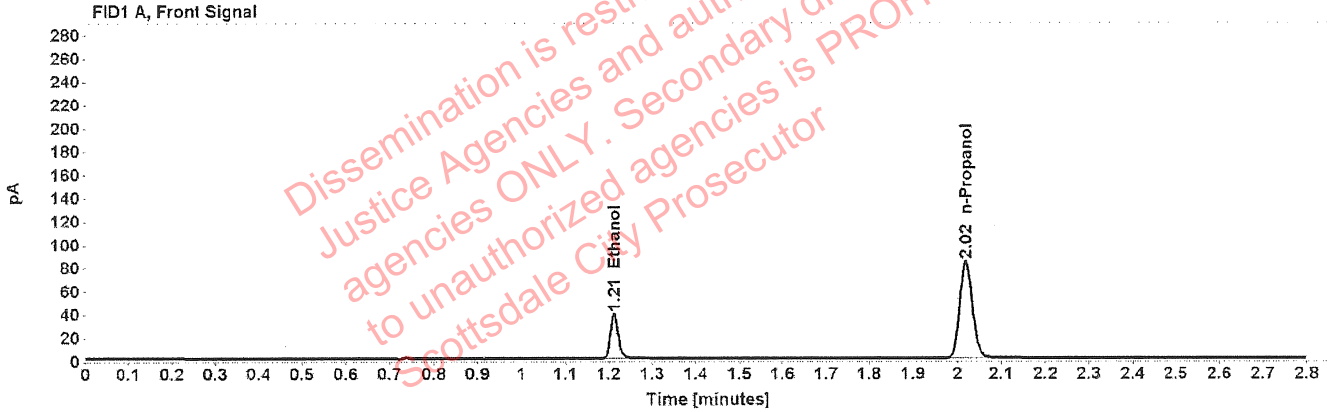


Table 1: FID 1 A (column DB-ALC1)

Compound	Amount (g/100mL)	Time (min)	Peak Area
>Ethanol	0.0811	1.213	48.788
n-Propanol	-----	2.019	166.261

Table 2: FID 2 B (column DB-ALC2)

Compound	Time (min)	Peak Area
Ethanol	1.376	62.419
n-Propanol	2.470	212.115

Scottsdale Police Department Crime Lab Volatiles Analysis

Sample:	20012020-B	Vial:	53
Description:	0.080	LIMS ID:	
Method:	ethanol quant.M	Sequence:	27Apr22
Instrument:	US14173023 CN14160045	Injection date:	4/27/2022 2:54:03 PM
Data file:	C:\Chem32\1\Data\27Apr22\53.D	Analyst:	Brooke 193

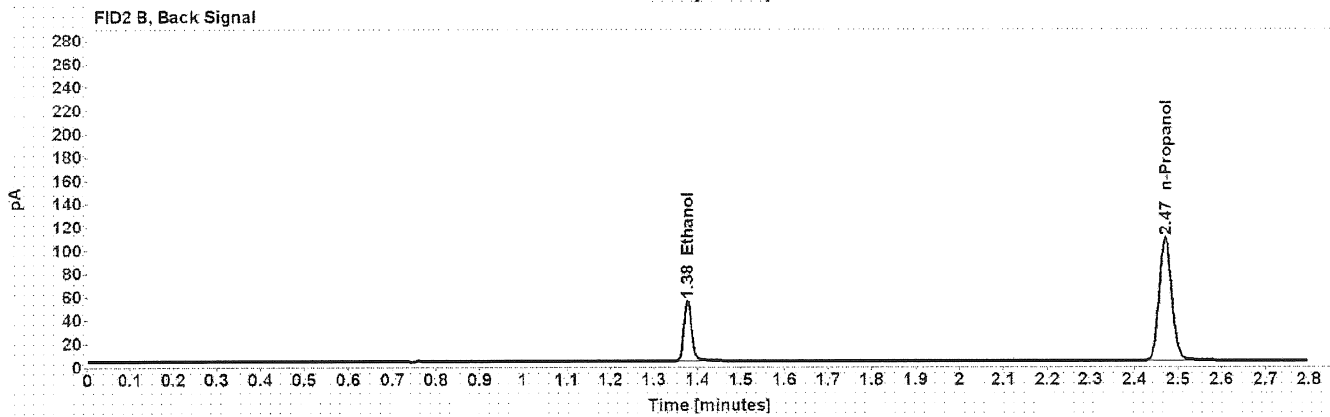
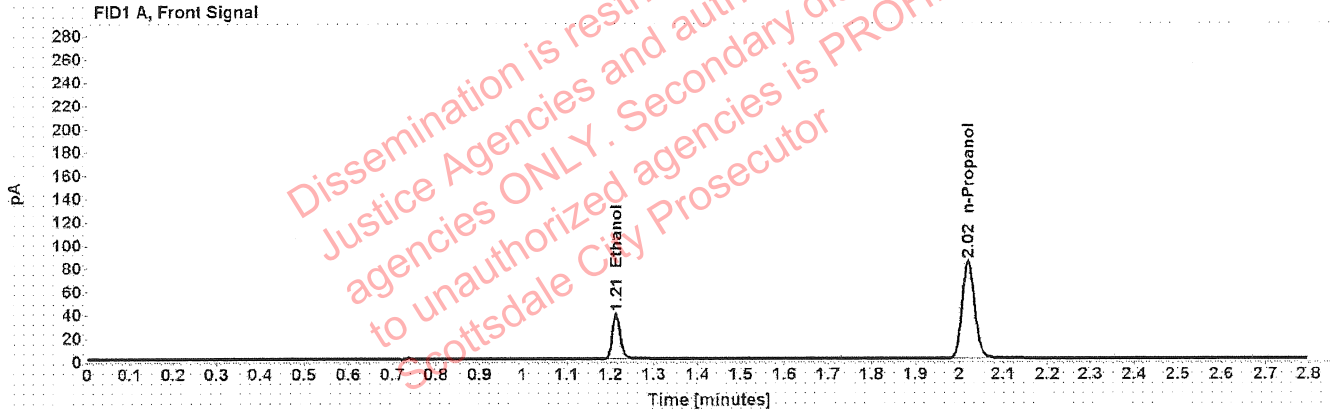


Table 1: FID 1 A (column DB-ALC1)

Compound	Amount (g/100mL)	Time (min)	Peak Area
>Ethanol	0.0820	1.213	49.591
n-Propanol	-----	2.020	167.190

Table 2: FID 2 B (column DB-ALC2)

Compound	Time (min)	Peak Area
Ethanol	1.377	63.518
n-Propanol	2.471	213.247

Scottsdale Police Department Crime Lab Volatiles Analysis

Sample:	11092018-A	Vial:	64
Description:	0.400	LIMS ID:	
Method:	ethanol quant.M	Sequence:	27Apr22
Instrument:	US14173023 CN14160045	Injection date:	4/27/2022 3:38:33 PM
Data file:	C:\Chem32\1\Data\27Apr22\64.D	Analyst:	Brooke 798

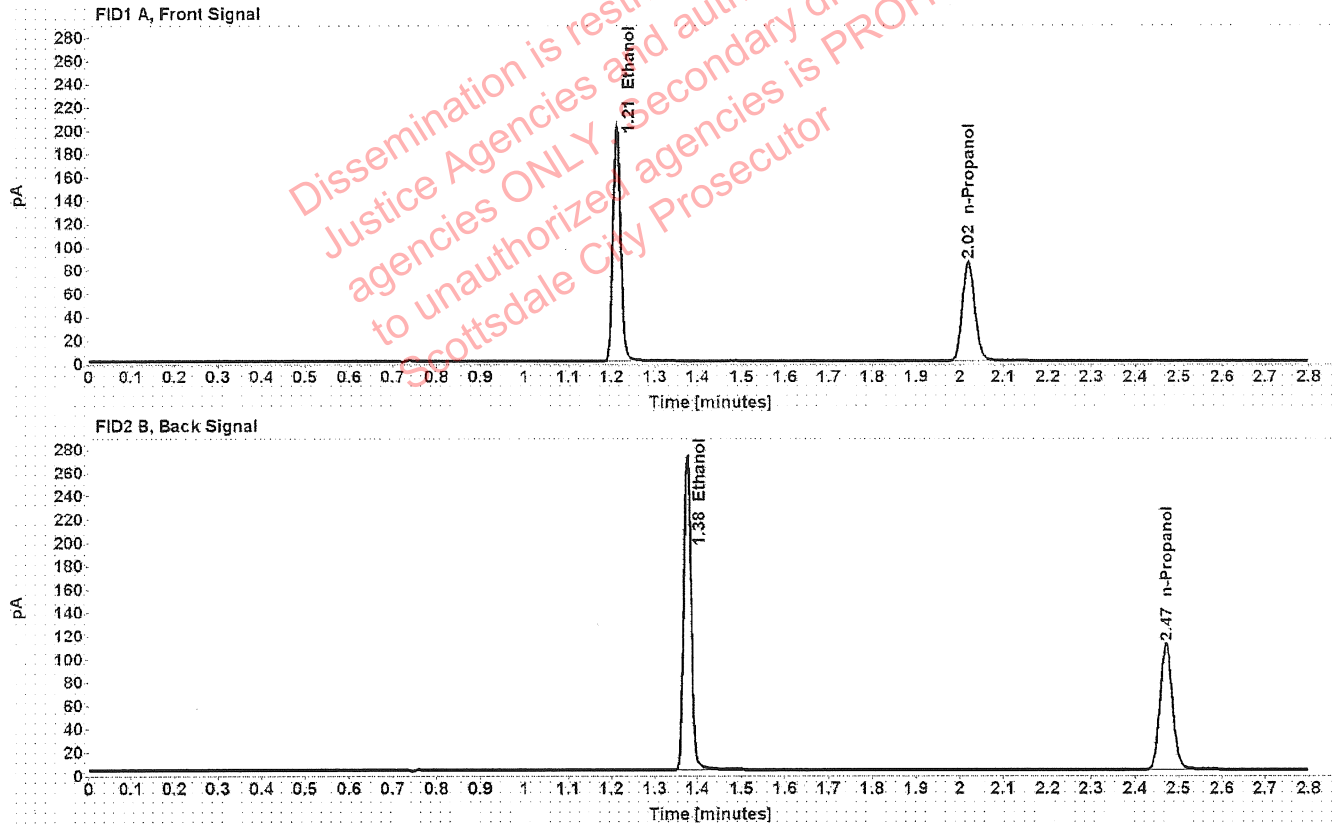


Table 1: FID 1 A (column DB-ALC1)

Compound	Amount (g/100mL)	Time (min)	Peak Area
>Ethanol	0.4110	1.211	255.737
n-Propanol	-----	2.020	170.691

Table 2: FID 2 B (column DB-ALC2)

Compound	Time (min)	Peak Area
Ethanol	1.376	328.047
n-Propanol	2.471	217.538

Scottsdale Police Department Crime Lab Volatiles Analysis

Sample:	14082019-B	Vial:	65
Description:	0.040	LIMS ID:	
Method:	ethanol quant.M	Sequence:	27Apr22
Instrument:	US14173023 CN14160045	Injection date:	4/27/2022 3:42:34 PM
Data file:	C:\Chem32\1\Data\27Apr22\65.D	Analyst:	Brooke PB

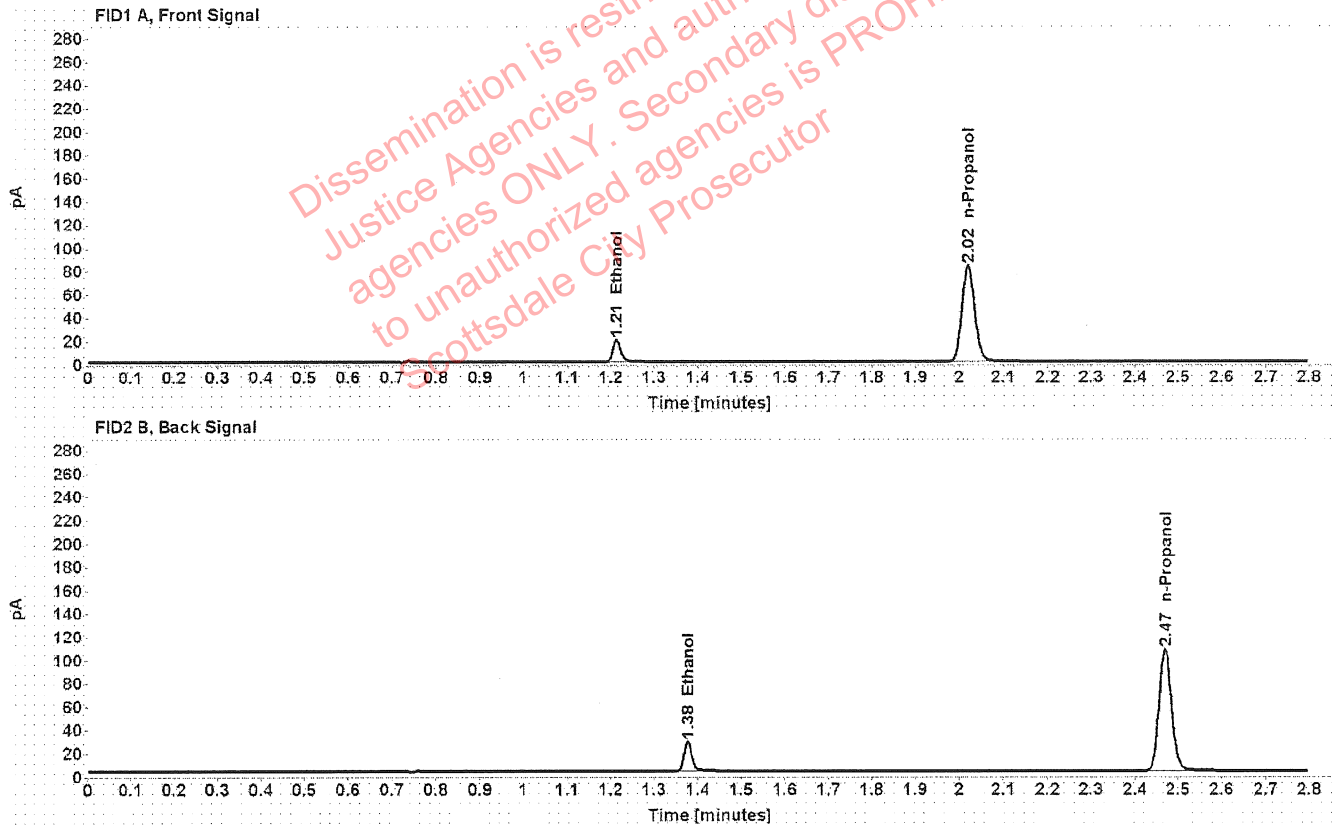


Table 1: FID 1 A (column DB-ALC1)

Compound	Amount (g/100mL)	Time (min)	Peak Area
>Ethanol	0.0412	1.214	24.396
n-Propanol	-----	2.019	165.223

Table 2: FID 2 B (column DB-ALC2)

Compound	Time (min)	Peak Area
Ethanol	1.377	31.192
n-Propanol	2.470	210.925

Scottsdale Police Department Crime Lab Volatiles Analysis

Sample:	4110320133/2	Vial:	66
Description:	0.199	LIMS ID:	
Method:	ethanol quant.M	Sequence:	27Apr22
Instrument:	US14173023 CN14160045	Injection date:	4/27/2022 3:46:33 PM
Data file:	C:\Chem32\1\Data\27Apr22\66.D	Analyst:	Brooke 198

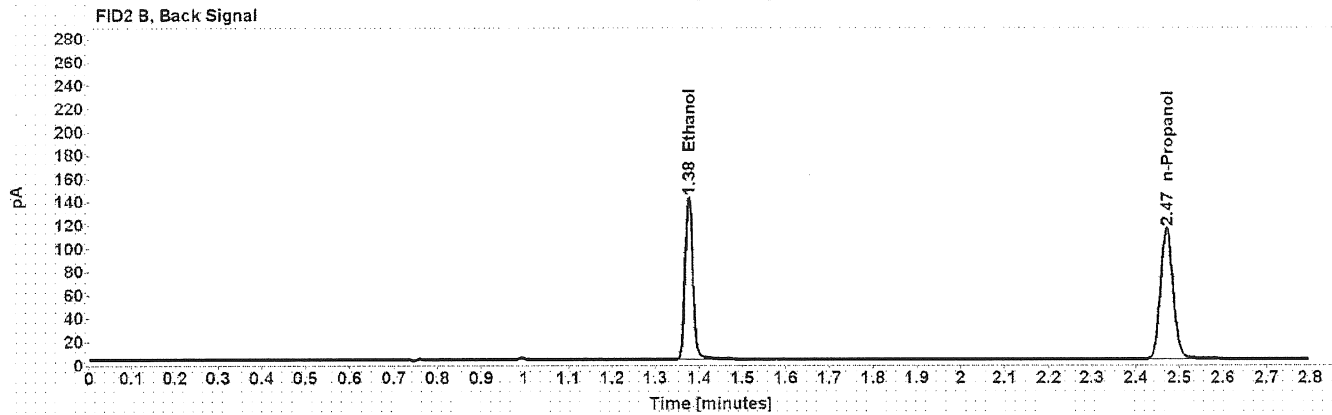
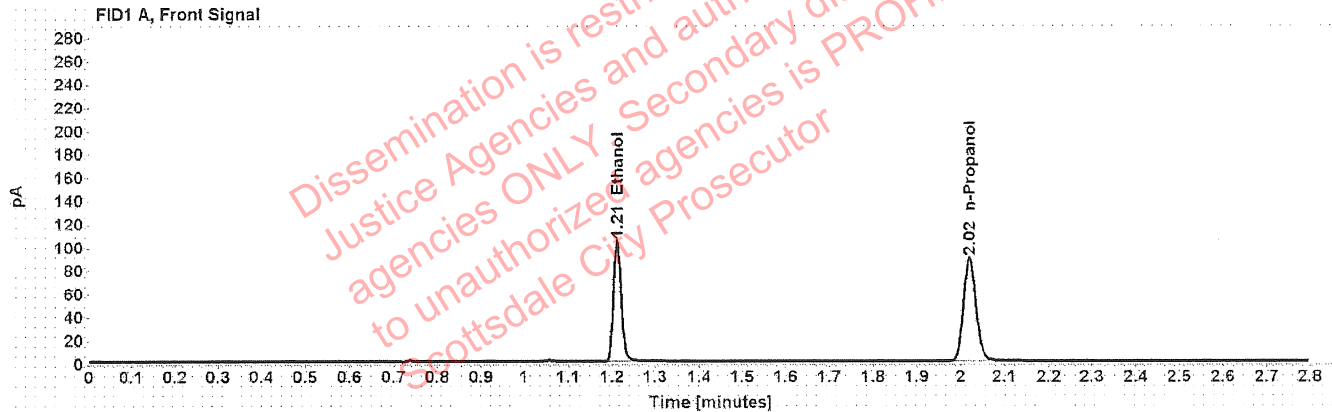


Table 1: FID 1 A (column DB-ALC1)

Compound	Amount (g/100mL)	Time (min)	Peak Area
>Ethanol	0.2056	1.212	132.551
n-Propanol	-----	2.020	177.138

Table 2: FID 2 B (column DB-ALC2)

Compound	Time (min)	Peak Area
Ethanol	1.376	169.941
n-Propanol	2.471	225.946

Scottsdale Police Department Crime Lab Volatiles Analysis

Sample:	101921WB	Vial:	67
Description:	Negative	LIMS ID:	
Method:	ethanol quant.M	Sequence:	27Apr22
Instrument:	US14173023 CN14160045	Injection date:	4/27/2022 3:50:48 PM
Data file:	C:\Chem32\1\Data\27Apr22\67.D	Analyst:	Brooke YB

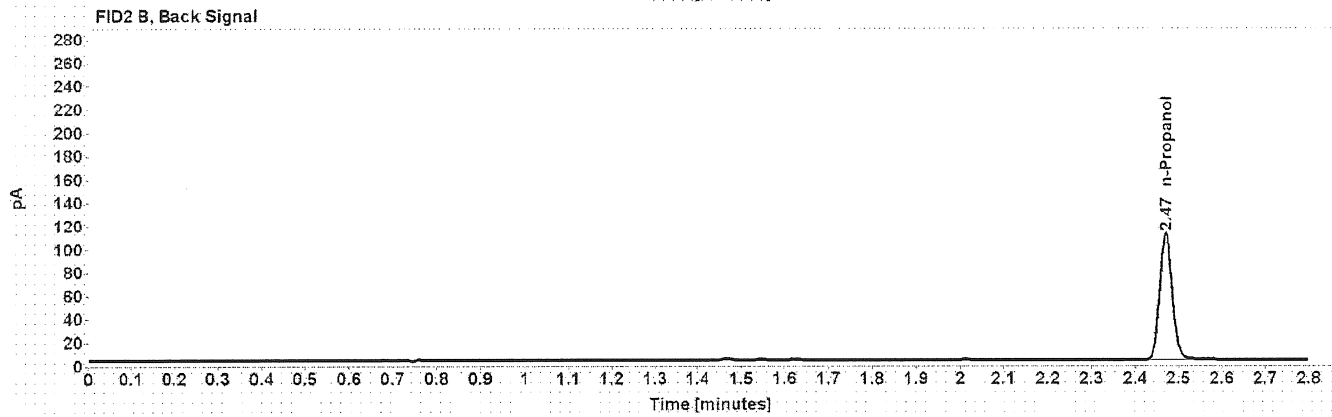
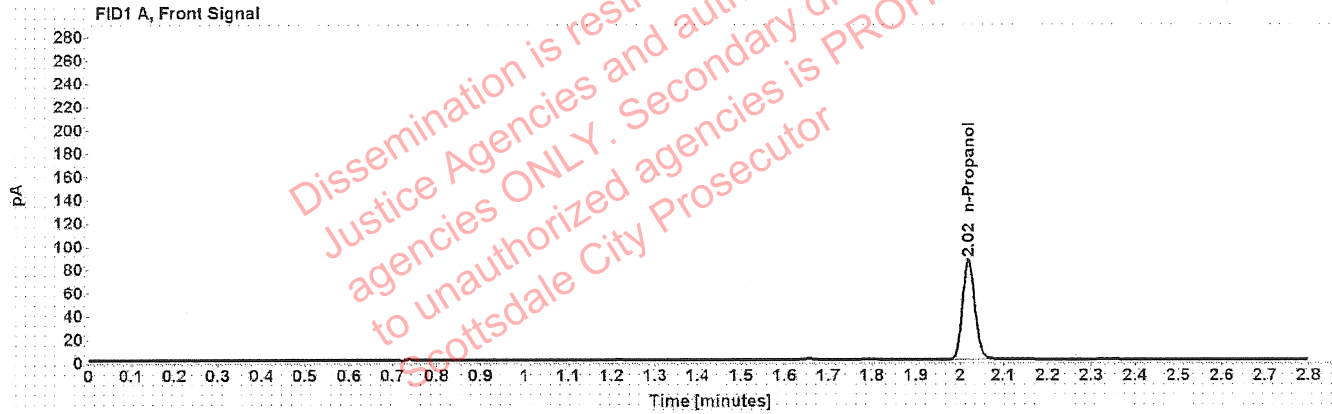


Table 1: FID 1 A (column DB-ALC1)

Compound	Amount (g/100mL)	Time (min)	Peak Area
n-Propanol	-----	2.020	171.361

Table 2: FID 2 B (column DB-ALC2)

Compound	Time (min)	Peak Area
n-Propanol	2.471	219.096

Sequence Summary

Sequence name: 27Apr22 Instrument: US14173023 CN14160045 Analyst: Brooke PB

Vial	Sample	Description	Type	LIMS ID	Method
1	FN06141806	0.020 calibrator	Calibration		ethanol quant.M
2	FN05311902	0.100 calibrator	Calibration		ethanol quant.M
3	FN05101903	0.200 calibrator	Calibration		ethanol quant.M
4	FN10051906	0.400 calibrator	Calibration		ethanol quant.M
5	032922AQ	Negative	Control		ethanol quant.M
6	050721MIX	Volatiles mix	Control		ethanol quant.M
7	11092018-A	0.400	Control		ethanol quant.M
8	14082019-B	0.040	Control		ethanol quant.M
9	4110320133/2	0.199	Control		ethanol quant.M
10	1418376		Sample		ethanol quant.M
11	1418376		Sample		ethanol quant.M
12	1418150		Sample		ethanol quant.M
13	1418150		Sample		ethanol quant.M
14	1418334		Sample		ethanol quant.M
15	1418334		Sample		ethanol quant.M
16	1391944		Sample		ethanol quant.M
17	1391944		Sample		ethanol quant.M
18	1415938		Sample		ethanol quant.M
19	1415938		Sample		ethanol quant.M
20	20012020-B	0.080	Control		ethanol quant.M
21	1417108		Sample		ethanol quant.M
22	1417108		Sample		ethanol quant.M
23	1417197		Sample		ethanol quant.M
24	1417197		Sample		ethanol quant.M
25	1418035		Sample		ethanol quant.M
26	1418035		Sample		ethanol quant.M
27	1419033		Sample		ethanol quant.M
28	1419033		Sample		ethanol quant.M
29	1418757		Sample		ethanol quant.M
30	1418757		Sample		ethanol quant.M
31	4110320133/2	0.199	Control		ethanol quant.M
32	1419292		Sample		ethanol quant.M
33	1419292		Sample		ethanol quant.M
34	1419377		Sample		ethanol quant.M
35	1419377		Sample		ethanol quant.M
36	38701JA		Sample		ethanol quant.M
37	38701JA		Sample		ethanol quant.M
38	4081AC		Sample		ethanol quant.M
39	4081AC		Sample		ethanol quant.M
40	38501DC		Sample		ethanol quant.M
41	38501DC		Sample		ethanol quant.M
42	20012020-B	0.080	Control		ethanol quant.M
43	39601NS		Sample		ethanol quant.M
44	39601NS		Sample		ethanol quant.M
45	38101KY		Sample		ethanol quant.M
46	38101KY		Sample		ethanol quant.M
47	1418025		Sample		ethanol quant.M

Sequence Summary

193

48	1418025		Sample		ethanol quant.M
49	1419015		Sample		ethanol quant.M
50	1419015		Sample		ethanol quant.M
51	1419035		Sample		ethanol quant.M
52	1419035		Sample		ethanol quant.M
53	20012020-B	0.080	Control		ethanol quant.M
54	1419012		Sample		ethanol quant.M
55	1419012		Sample		ethanol quant.M
56	1418892		Sample		ethanol quant.M
57	1418892		Sample		ethanol quant.M
58	1418751		Sample		ethanol quant.M
59	1418751		Sample		ethanol quant.M
60	1418749		Sample		ethanol quant.M
61	1418749		Sample		ethanol quant.M
62	1419989		Sample		ethanol quant.M
63	1419989		Sample		ethanol quant.M
64	11092018-A	0.400	Control		ethanol quant.M
65	14082019-B	0.040	Control		ethanol quant.M
66	4110320133/2	0.199	Control		ethanol quant.M
67	101921WB	Negative	Control		ethanol quant.M

Dissemination is restricted to Criminal Justice Agencies and authorized agencies ONLY. Secondary dissemination to unauthorized agencies is PROHIBITED.

Scottsdale Police Department Crime Laboratory Summary of Cases

193

SEQUENCE NAME: 27Apr22

ANALYST: Brooke

Vials	Test 1 (g/dL)	Test 2 (g/dL)	Mean (g/dL)	Percent Difference*	Absolute Difference (g/dL)*
10 11	0.3493	0.3409	0.34510	1.22	0.00420
12 13	0.2085	0.2097	0.20910	0.29	0.00060
14 15	0.1808	0.1812	0.18100	0.11	0.00020
16 17	0.1981	0.1986	0.19835	0.13	0.00025
18 19	0.0674	0.0671	0.06725	0.22	0.00015
21 22	0.0000	0.0000	0.00000	0.00	0.00000
23 24	0.1557	0.1566	0.15615	0.29	0.00045
25 26	0.2684	0.2657	0.26705	0.51	0.00135
27 28	0.2137	0.2138	0.21375	0.02	0.00005
29 30	0.1554	0.1561	0.15575	0.22	0.00035
32 33	0.1992	0.1978	0.19850	0.35	0.00070
34 35	0.1511	0.1504	0.15075	0.23	0.00035
36 37	0.1476	0.1463	0.14695	0.44	0.00065
38 39	0.0972	0.0970	0.09710	0.10	0.00010
40 41	0.2376	0.2355	0.23655	0.44	0.00105
43 44	0.1947	0.1958	0.19525	0.28	0.00055
45 46	0.2122	0.2139	0.21305	0.40	0.00085
47 48	0.2442	0.2442	0.24420	0.00	0.00000
49 50	0.2534	0.2560	0.25470	0.51	0.00130
51 52	0.2245	0.2260	0.22525	0.33	0.00075
54 55	0.2032	0.2031	0.20315	0.02	0.00005
56 57	0.1192	0.1198	0.11950	0.25	0.00030
58 59	0.1129	0.1118	0.11235	0.49	0.00055
60 61	0.1152	0.1150	0.11510	0.09	0.00010
62 63	0.3104	0.3133	0.31185	0.46	0.00145

*Calculated differences are differences from the mean of the two results.

Scottsdale Forensic Lab

Blood Alcohol Pipetting Log

RB

ANALYST: Brooke

SEQUENCE: 27Apr22

Instrument Position	Headspace Vial 1	Headspace Vial 2	Blood Tube	Barcode Match
Vials 10 and 11	1418376	1418376	1418376	Yes
Vials 12 and 13	1418150	1418150	1418150	Yes
Vials 14 and 15	1418334	1418334	1418334	Yes
Vials 16 and 17	1391944	1391944	1391944	Yes
Vials 18 and 19	1415938	1415938	1415938	Yes
Vials 21 and 22	1417108	1417108	1417108	Yes
Vials 23 and 24	1417197	1417197	1417197	Yes
Vials 25 and 26	1418035	1418035	1418035	Yes
Vials 27 and 28	1419033	1419033	1419033	Yes
Vials 29 and 30	1418757	1418757	1418757	Yes
Vials 32 and 33	1419292	1419292	1419292	Yes
Vials 34 and 35	1419377	1419377	1419377	Yes
Vials 36 and 37	38701JA	38701JA	38701JA	Yes
Vials 38 and 39	4081AC	4081AC	4081AC	Yes
Vials 40 and 41	38501DC	38501DC	38501DC	Yes
Vials 43 and 44	39601NS	39601NS	39601NS	Yes
Vials 45 and 46	38101KY	38101KY	38101KY	Yes
Vials 47 and 48	1418025	1418025	1418025	Yes
Vials 49 and 50	1419015	1419015	1419015	Yes
Vials 51 and 52	1419035	1419035	1419035	Yes
Vials 54 and 55	1419012	1419012	1419012	Yes
Vials 56 and 57	1418892	1418892	1418892	Yes
Vials 58 and 59	1418751	1418751	1418751	Yes
Vials 60 and 61	1418749	1418749	1418749	Yes
Vials 62 and 63	1419989	1419989	1419989	Yes

[REDACTED]: Brooke, Phillip - (29-Apr-2022)

Case: [REDACTED] User: pbrooke 4/29/2022

Scottsdale Police Department Crime Lab Volatiles Analysis

Sample:	1418376	Vial:	10
Description:	[REDACTED]	LIMS ID:	[REDACTED]
Method:	ethanol quant.M	Sequence:	27Apr22
Instrument:	US14173023 CN14160045	Injection date:	4/27/2022 12:00:19 PM
Data file:	C:\Chem32\1\Data\27Apr22\10.D	Analyst:	Brooke

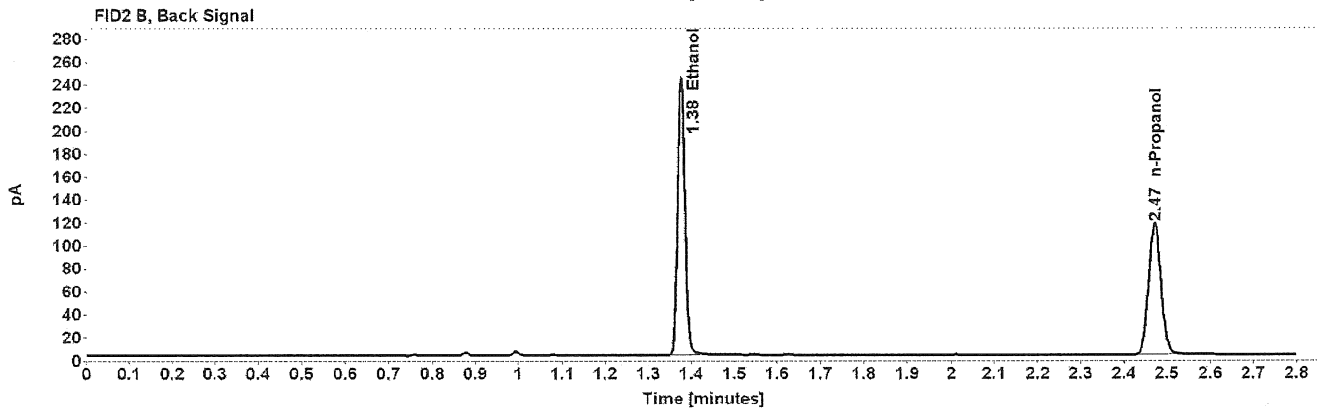
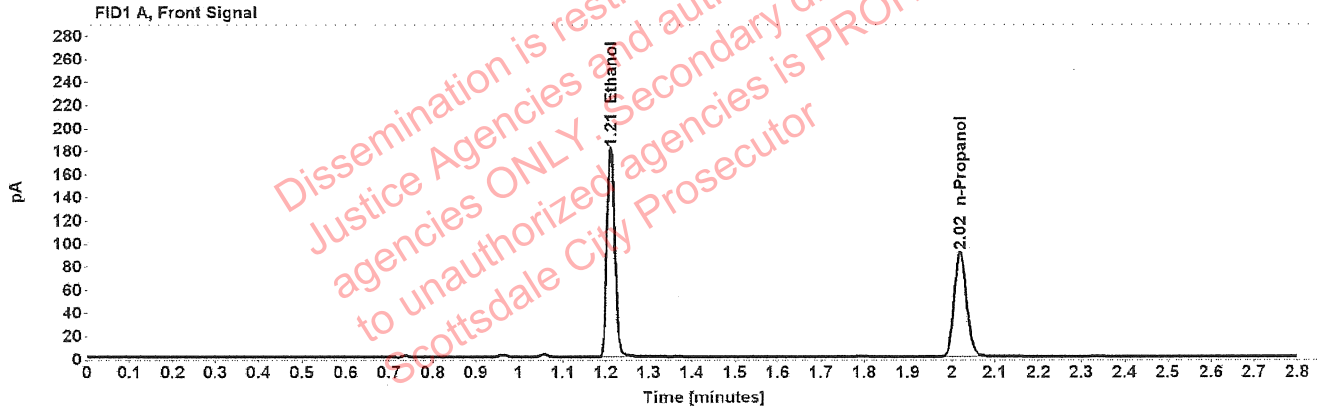


Table 1: FID 1 A (column DB-ALC1)

Compound	Amount (g/100mL)	Time (min)	Peak Area
>Ethanol	0.3493	1.211	229.079
n-Propanol	-----	2.019	179.985

Table 2: FID 2 B (column DB-ALC2)

Compound	Time (min)	Peak Area
Ethanol	1.376	293.124
n-Propanol	2.471	229.554

Scottsdale Police Department Crime Lab Volatiles Analysis

Sample:	1418376	Vial:	11
Description:	██████████	LIMS ID:	██████████
Method:	ethanol quant.M	Sequence:	27Apr22
Instrument:	US14173023 CN14160045	Injection date:	4/27/2022 12:04:19 PM
Data file:	C:\Chem32\11\Data\27Apr22\11.D	Analyst:	Brooke

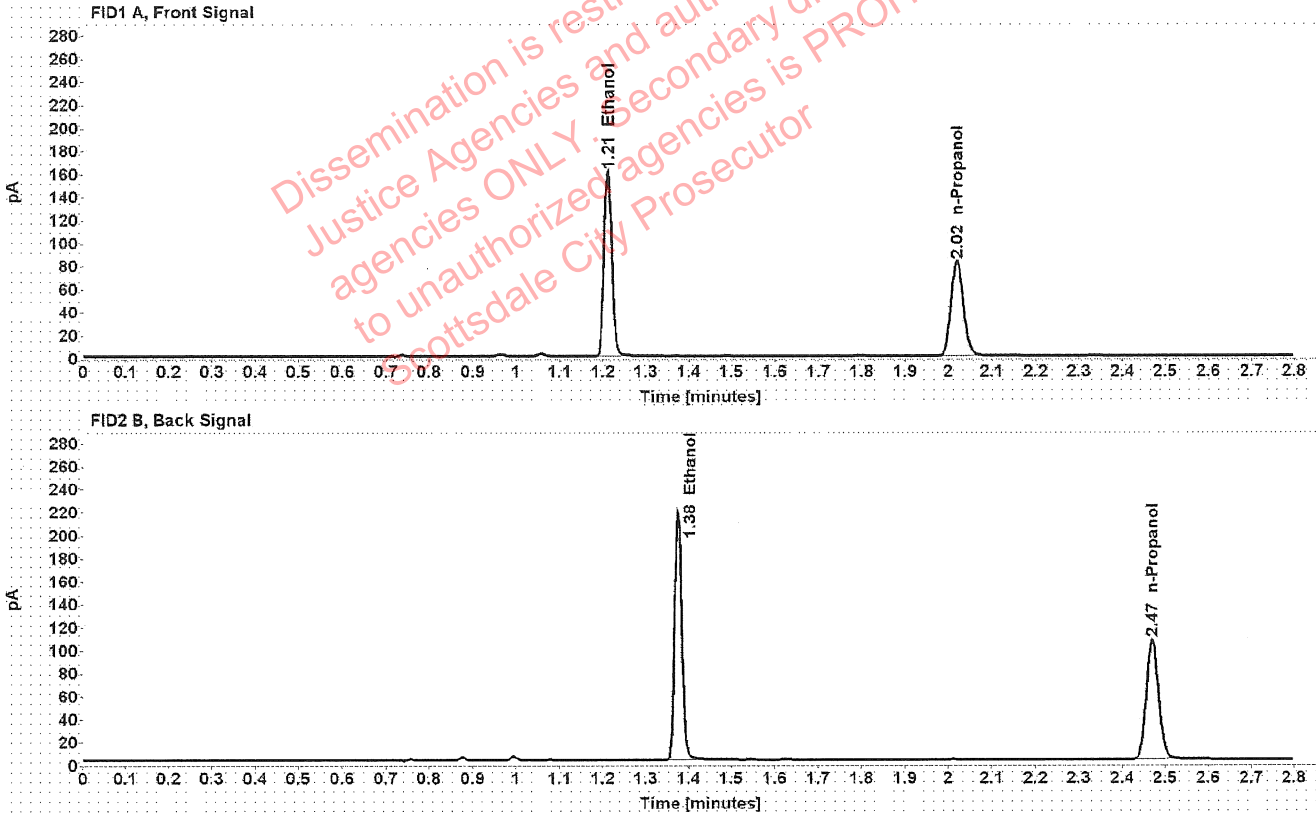


Table 1: FID 1 A (column DB-ALC1)

Compound	Amount (g/100mL)	Time (min)	Peak Area
>Ethanol	0.3409	1.211	204.053
n-Propanol	-----	2.019	164.260

Table 2: FID 2 B (column DB-ALC2)

Compound	Time (min)	Peak Area
Ethanol	1.376	261.323
n-Propanol	2.470	209.539

Scottsdale Police Department Crime Lab Volatiles Analysis

Sample:	1418150	Vial:	12
Description:	██████████	LIMS ID:	██████████
Method:	ethanol quant.M	Sequence:	27Apr22
Instrument:	US14173023 CN14160045	Injection date:	4/27/2022 12:08:19 PM
Data file:	C:\Chem32\1\Data\27Apr22\12.D	Analyst:	Brooke

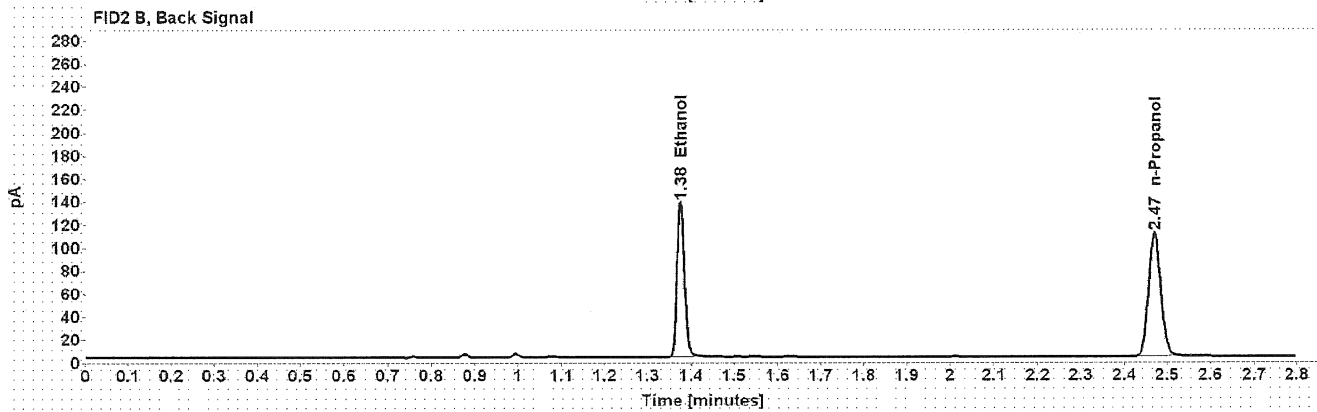
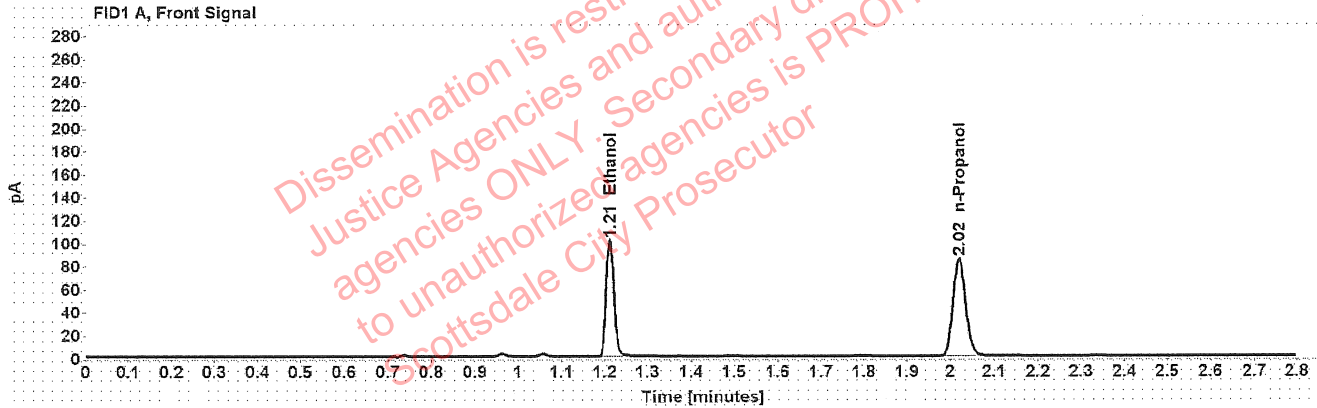


Table 1: FID 1 A (column DB-ALC1)

Compound	Amount (g/100mL)	Time (min)	Peak Area
>Ethanol	0.2085	1.212	128.324
n-Propanol	-----	2.020	169.113

Table 2: FID 2 B (column DB-ALC2)

Compound	Time (min)	Peak Area
Ethanol	1.376	164.182
n-Propanol	2.471	215.931

[REDACTED]: Brooke, Phillip - (29-Apr-2022)

Case: [REDACTED] User: pbrooke 4/29/2022

Scottsdale Police Department Crime Lab Volatiles Analysis

Sample:	1418150	Vial:	13
Description:	[REDACTED]	LIMS ID:	[REDACTED]
Method:	ethanol quant.M	Sequence:	27Apr22
Instrument:	US14173023 CN14160045	Injection date:	4/27/2022 12:12:34 PM
Data file:	C:\Chem32\1\Data\27Apr22\13.D	Analyst:	Brooke

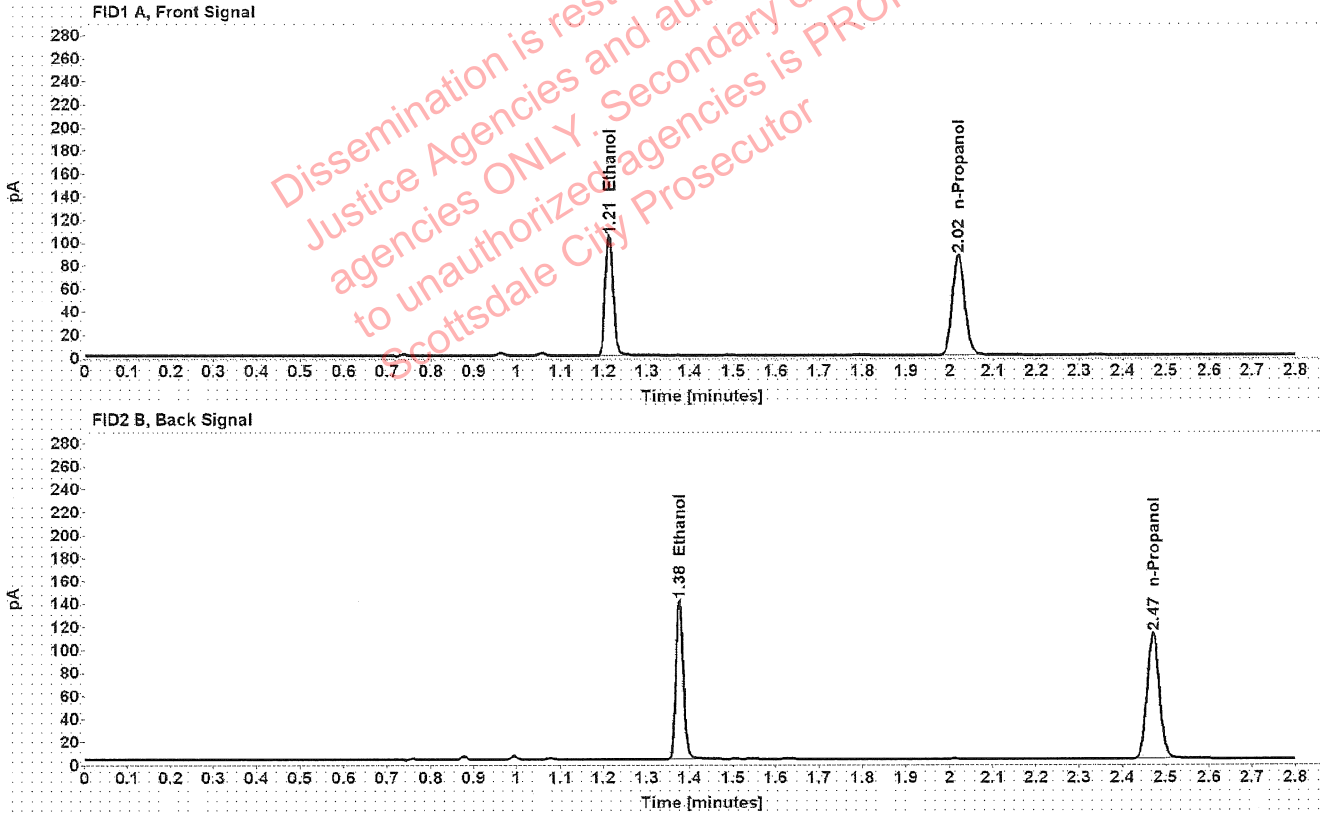


Table 1: FID 1 A (column DB-ALC1)

Compound	Amount (g/100mL)	Time (min)	Peak Area
>Ethanol	0.2097	1.212	131.744
n-Propanol	-----	2.020	172.627

Table 2: FID 2 B (column DB-ALC2)

Compound	Time (min)	Peak Area
Ethanol	1.376	168.307
n-Propanol	2.471	220.225

Scottsdale Police Department Crime Lab Volatiles Analysis

Sample:	1418334	Vial:	14
Description:	[REDACTED]	LIMS ID:	[REDACTED]
Method:	ethanol quant.M	Sequence:	27Apr22
Instrument:	US14173023 CN14160045	Injection date:	4/27/2022 12:16:34 PM
Data file:	C:\Chem32\1\Data\27Apr22\14.D	Analyst:	Brooke

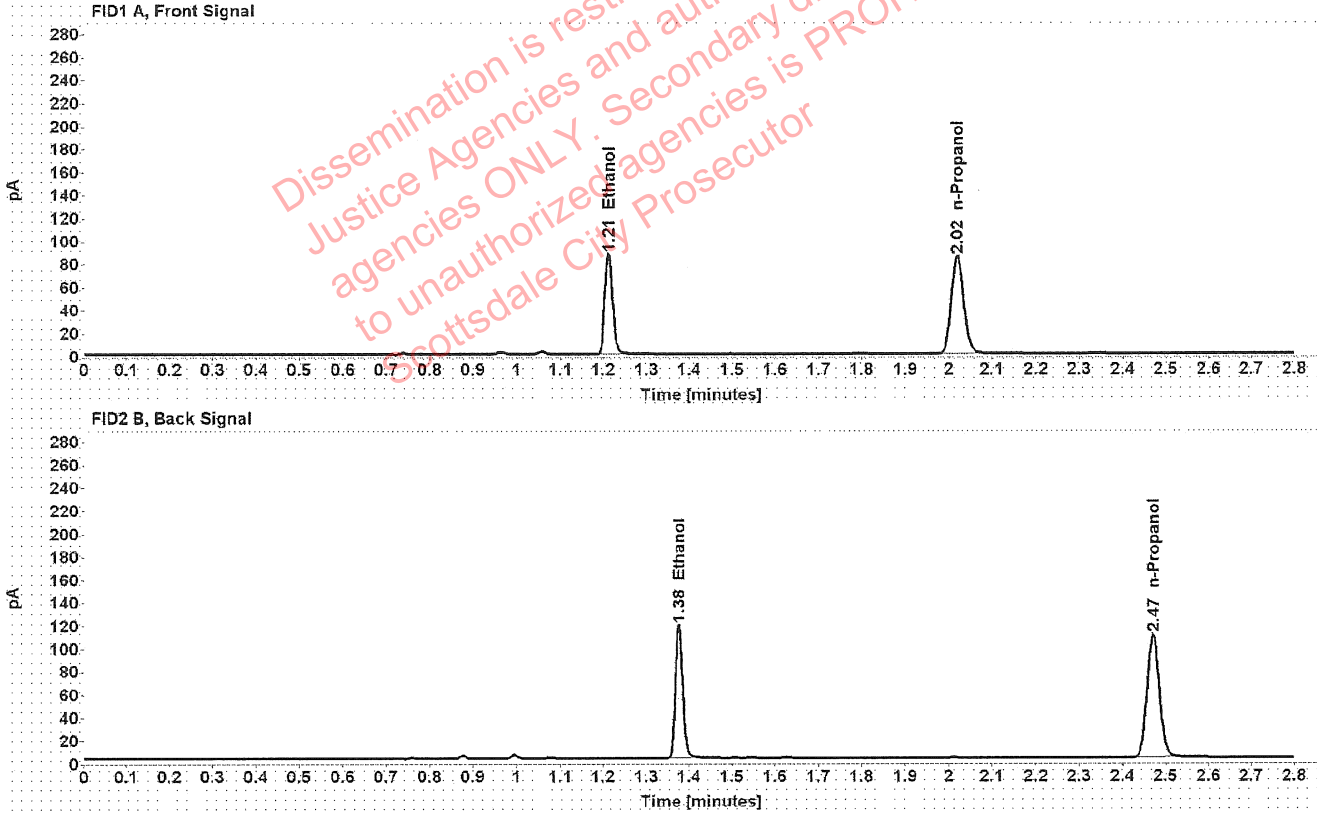


Table 1: FID 1 A (column DB-ALC1)

Compound	Amount (g/100mL)	Time (min)	Peak Area
>Ethanol	0.1808	1.212	110.786
n-Propanol	-----	2.020	168.480

Table 2: FID 2 B (column DB-ALC2)

Compound	Time (min)	Peak Area
Ethanol	1.376	141.406
n-Propanol	2.471	214.972

Scottsdale Police Department Crime Lab Volatiles Analysis

Sample:	1418334	Vial:	15
Description:	██████████	LIMS ID:	██████████
Method:	ethanol quant.M	Sequence:	27Apr22
Instrument:	US14173023 CN14160045	Injection date:	4/27/2022 12:20:35 PM
Data file:	C:\Chem32\1\Data\27Apr22\15.D	Analyst:	Brooke

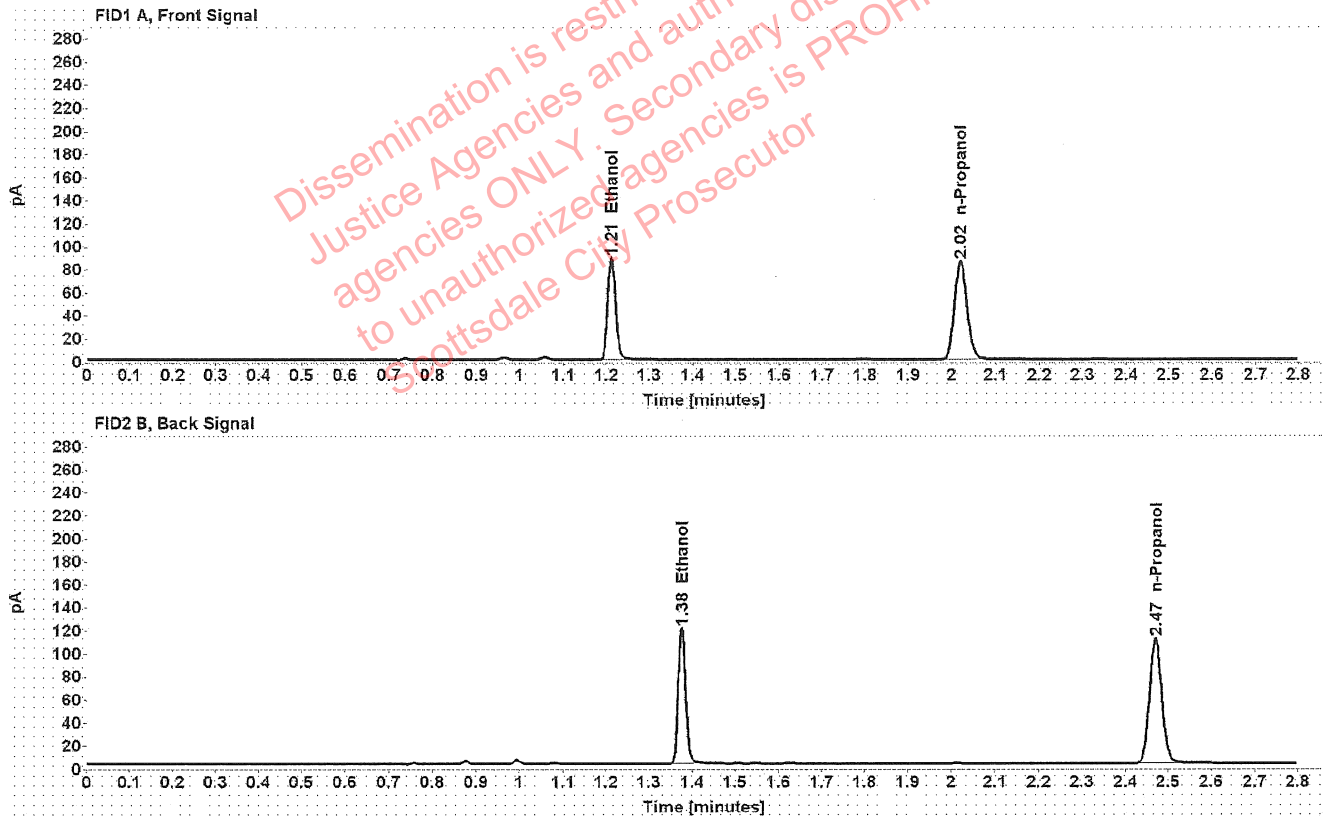


Table 1: FID 1 A (column DB-ALC1)

Compound	Amount (g/100mL)	Time (min)	Peak Area
>Ethanol	0.1812	1.212	112.435
n-Propanol	-----	2.020	170.618

Table 2: FID 2 B (column DB-ALC2)

Compound	Time (min)	Peak Area
Ethanol	1.376	143.711
n-Propanol	2.471	217.796

Scottsdale Police Department Crime Lab Volatiles Analysis

Sample:	1391944	Vial:	16
Description:	[REDACTED]	LIMS ID:	[REDACTED]
Method:	ethanol quant.M	Sequence:	27Apr22
Instrument:	US14173023 CN14160045	Injection date:	4/27/2022 12:24:34 PM
Data file:	C:\Chem32\1\Data\27Apr22\16.D	Analyst:	Brooke

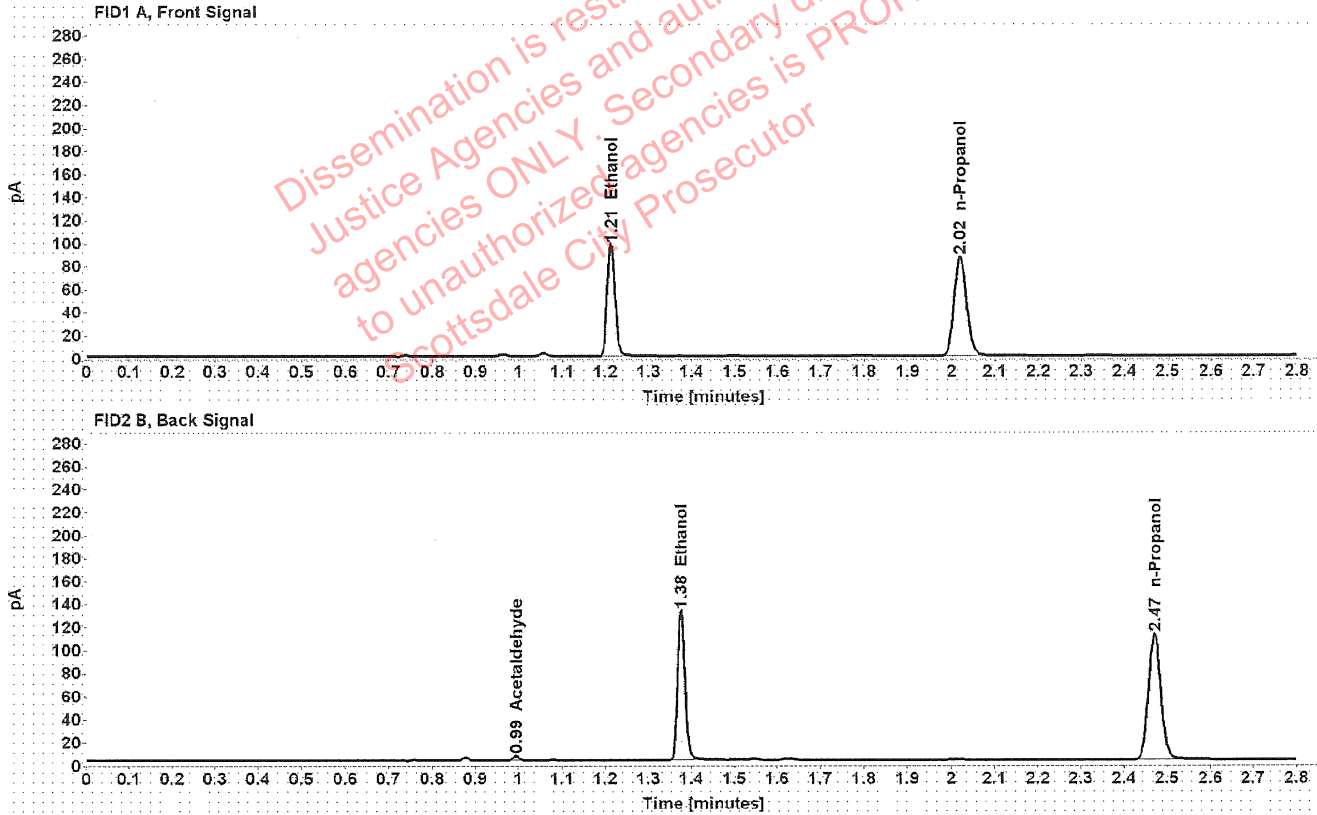


Table 1: FID 1 A (column DB-ALC1)

Compound	Amount (g/100mL)	Time (min)	Peak Area
>Ethanol	0.1981	1.212	123.469
n-Propanol	-----	2.020	171.288

Table 2: FID 2 B (column DB-ALC2)

Compound	Time (min)	Peak Area
Acetaldehyde	0.994	3.852
Ethanol	1.376	157.483
n-Propanol	2.471	219.213

Scottsdale Police Department Crime Lab Volatiles Analysis

Sample:	1391944	Vial:	17
Description:	██████████	LIMS ID:	██████████
Method:	ethanol quant.M	Sequence:	27Apr22
Instrument:	US14173023 CN14160045	Injection date:	4/27/2022 12:28:34 PM
Data file:	C:\Chem32\1\Data\27Apr22\17.D	Analyst:	Brooke

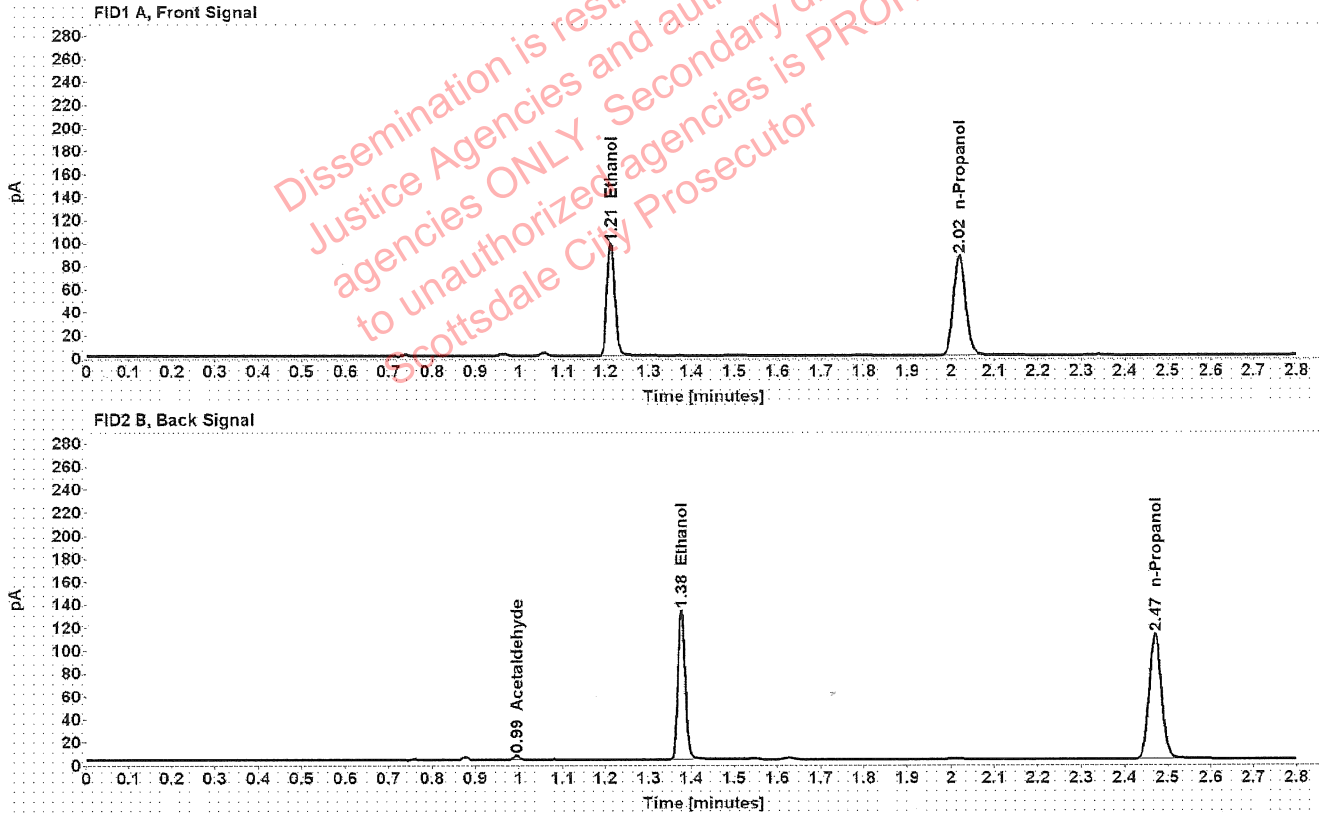


Table 1: FID 1 A (column DB-ALC1)

Compound	Amount (g/100mL)	Time (min)	Peak Area
>Ethanol	0.1986	1.212	124.273
n-Propanol	-----	2.020	171.983

Table 2: FID 2 B (column DB-ALC2)

Compound	Time (min)	Peak Area
Acetaldehyde	0.994	3.887
Ethanol	1.376	158.832
n-Propanol	2.471	220.259

Scottsdale Police Department Crime Lab Volatiles Analysis

Sample:	1415938	Vial:	18
Description:	██████████	LIMS ID:	██████████
Method:	ethanol quant.M	Sequence:	27Apr22
Instrument:	US14173023 CN14160045	Injection date:	4/27/2022 12:32:35 PM
Data file:	C:\Chem32\1\Data\27Apr22\18.D	Analyst:	Brooke

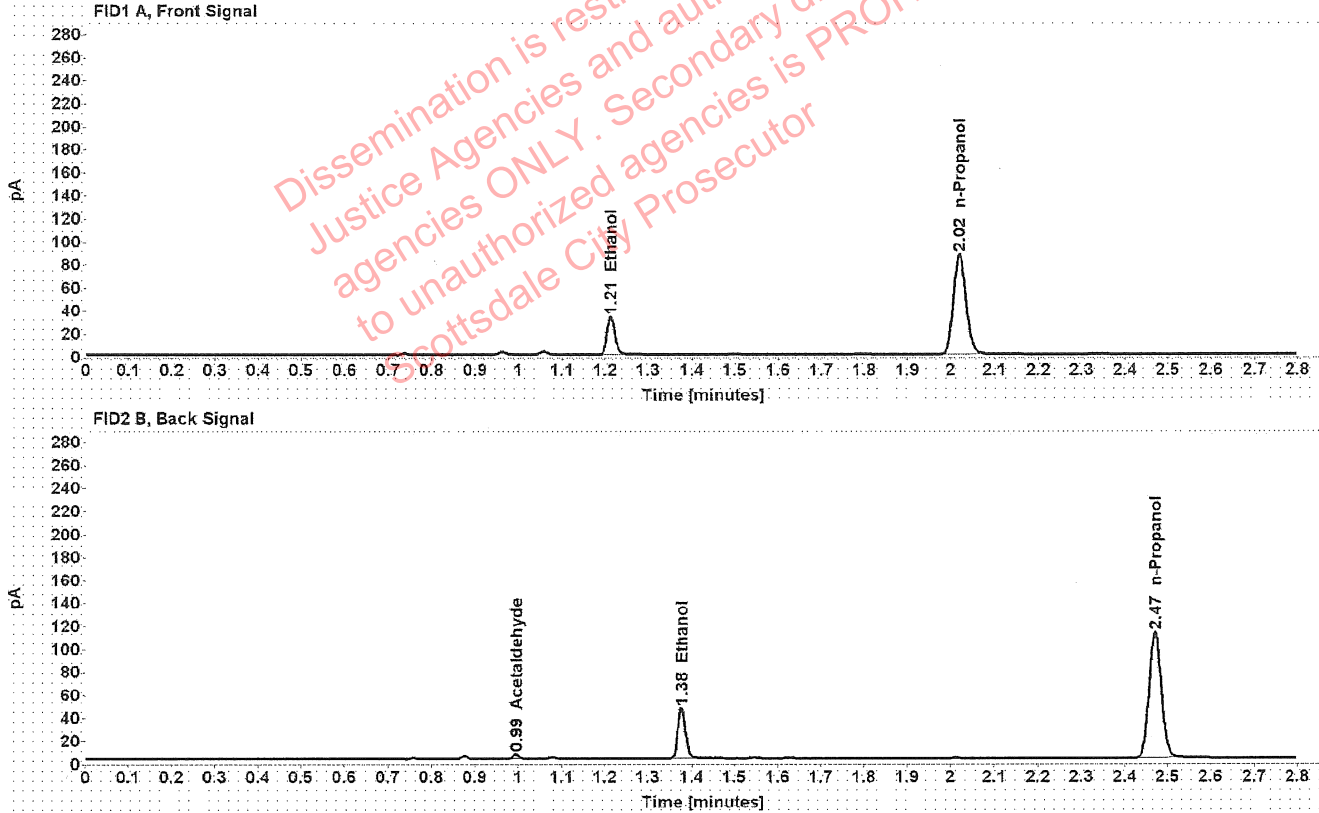


Table 1: FID 1 A (column DB-ALC1)

Compound	Amount (g/100mL)	Time (min)	Peak Area
>Ethanol	0.0674	1.213	42.187
n-Propanol	-----	2.020	173.391

Table 2: FID 2 B (column DB-ALC2)

Compound	Time (min)	Peak Area
Acetaldehyde	0.994	3.793
Ethanol	1.377	54.500
n-Propanol	2.471	221.281

Scottsdale Police Department Crime Lab Volatiles Analysis

Sample:	1415938	Vial:	19
Description:	██████████	LIMS ID:	██████████
Method:	ethanol quant.M	Sequence:	27Apr22
Instrument:	US14173023 CN14160045	Injection date:	4/27/2022 12:36:49 PM
Data file:	C:\Chem32\1\Data\27Apr22\19.D	Analyst:	Brooke

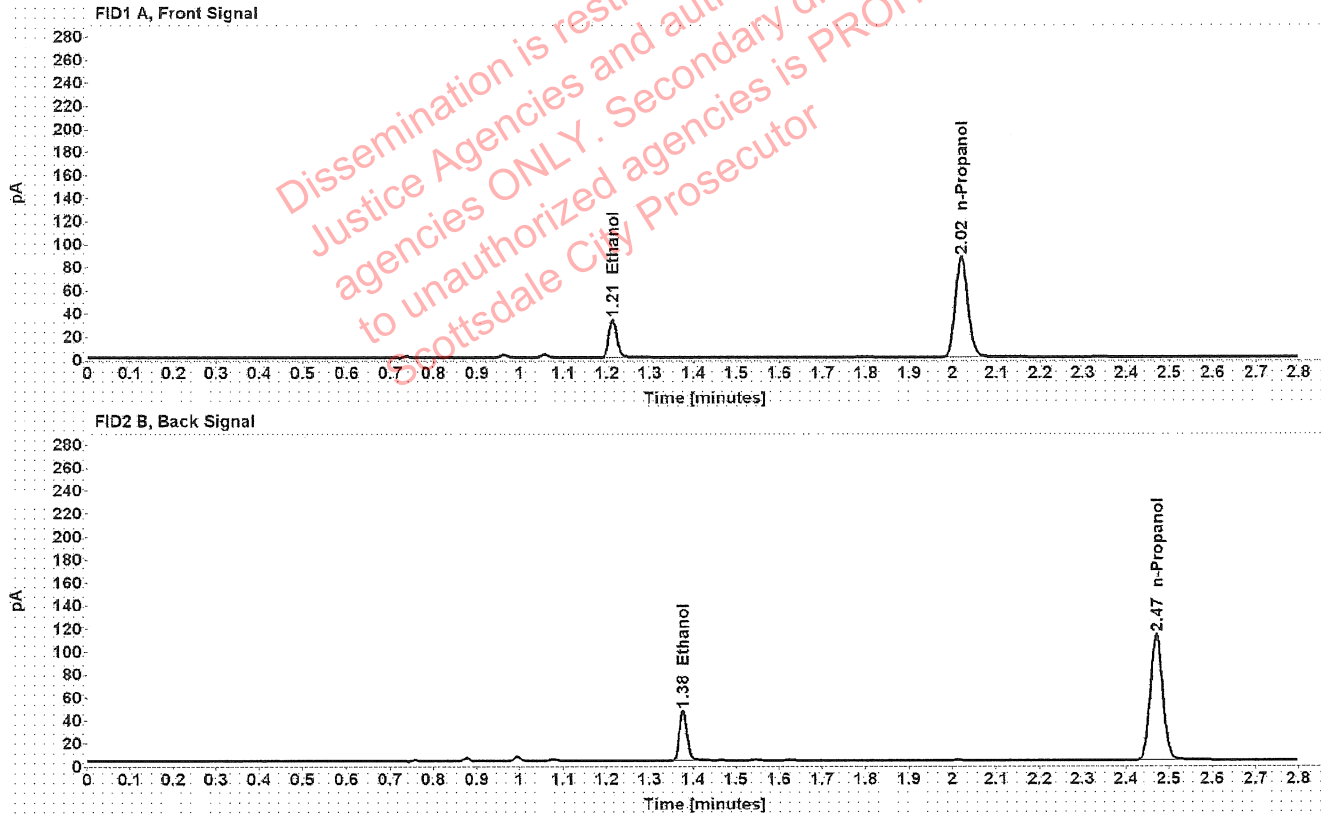


Table 1: FID 1 A (column DB-ALC1)

Compound	Amount (g/100mL)	Time (min)	Peak Area
>Ethanol	0.0671	1.213	41.882
n-Propanol	-----	2.020	172.669

Table 2: FID 2 B (column DB-ALC2)

Compound	Time (min)	Peak Area
Ethanol	1.377	54.092
n-Propanol	2.471	220.404

[REDACTED]: Brooke, Phillip - (29-Apr-2022)

Case: [REDACTED] User: pbrooke 4/29/2022

Scottsdale Police Department Crime Lab Volatiles Analysis

Sample:	1417108	Vial:	21
Description:	[REDACTED]	LIMS ID:	[REDACTED]
Method:	ethanol quant.M	Sequence:	27Apr22
Instrument:	US14173023 CN14160045	Injection date:	4/27/2022 12:44:49 PM
Data file:	C:\Chem32\1\Data\27Apr22\21.D	Analyst:	Brooke

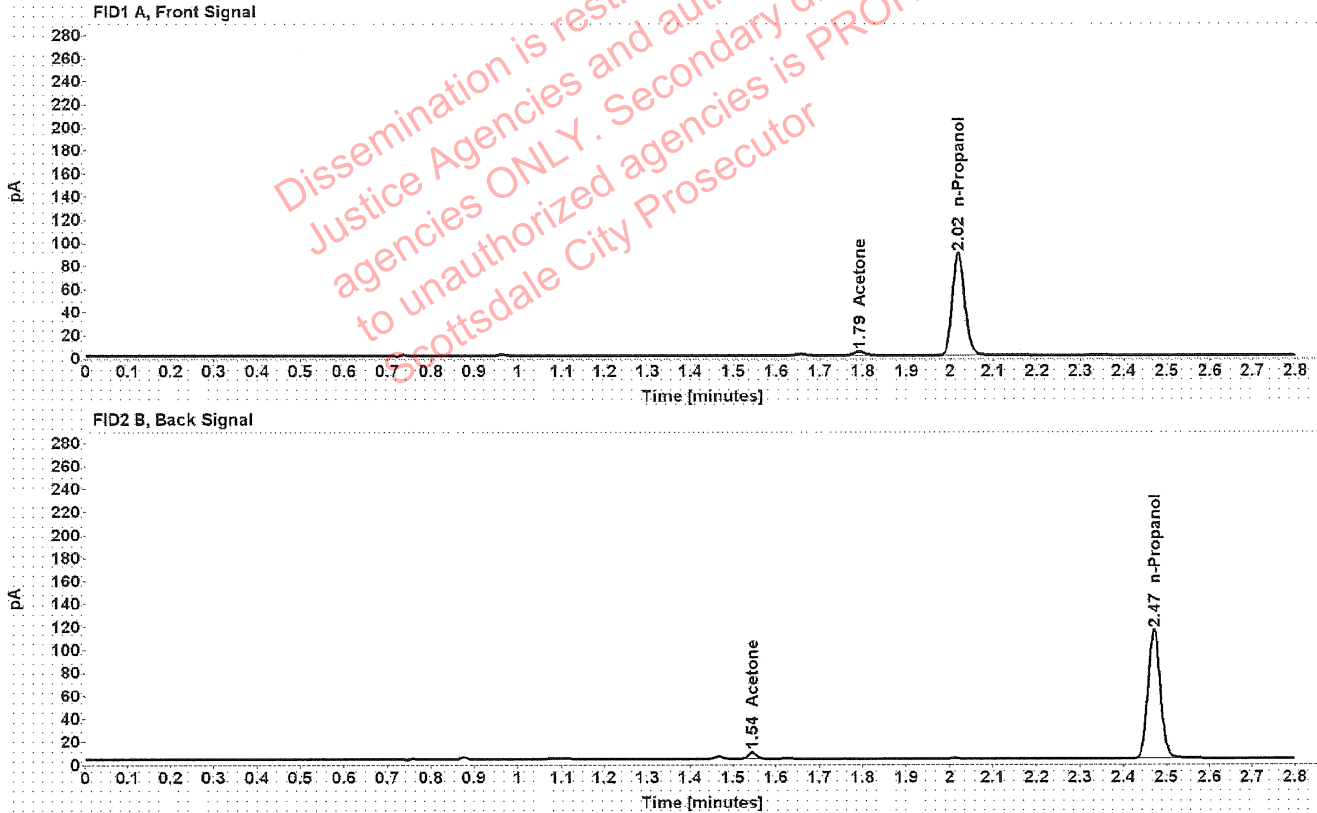


Table 1: FID 1 A (column DB-ALC1)

Compound	Amount (g/100mL)	Time (min)	Peak Area
Acetone	-----	1.790	5.872
n-Propanol	-----	2.020	176.843

Table 2: FID 2 B (column DB-ALC2)

Compound	Time (min)	Peak Area
Acetone	1.545	7.936
n-Propanol	2.471	226.210

Brooke, Phillip - (29-Apr-2022)

Case: User: pbrooke 4/29/2022

Scottsdale Police Department Crime Lab Volatiles Analysis

Sample:	1417108	Vial:	22
Description:		LIMS ID:	
Method:	ethanol quant.M	Sequence:	27Apr22
Instrument:	US14173023 CN14160045	Injection date:	4/27/2022 12:48:50 PM
Data file:	C:\Chem32\1\Data\27Apr22\22.D	Analyst:	Brooke

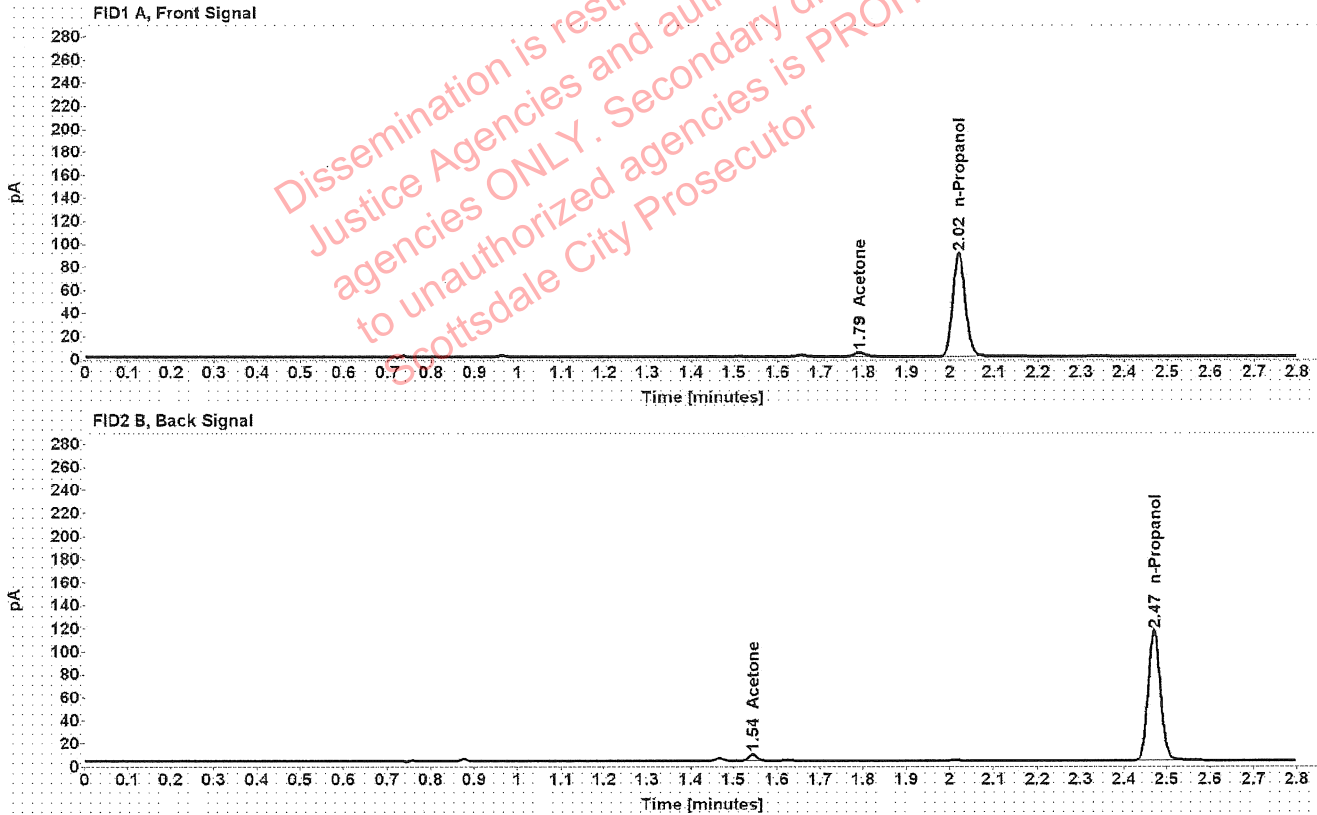


Table 1: FID 1 A (column DB-ALC1)

Compound	Amount (g/100mL)	Time (min)	Peak Area
Acetone	-----	1.790	5.894
n-Propanol	-----	2.019	178.821

Table 2: FID 2 B (column DB-ALC2)

Compound	Time (min)	Peak Area
Acetone	1.545	7.784
n-Propanol	2.471	228.739

[REDACTED]: Brooke, Phillip - (29-Apr-2022)

[REDACTED] User: pbrooke 4/29/2022

Scottsdale Police Department Crime Lab Volatiles Analysis

Sample:	1417197	Vial:	23
Description:	[REDACTED]	LIMS ID:	[REDACTED]
Method:	ethanol quant.M	Sequence:	27Apr22
Instrument:	US14173023 CN14160045	Injection date:	4/27/2022 12:52:50 PM
Data file:	C:\Chem32\1\Data\27Apr22\23.D	Analyst:	Brooke

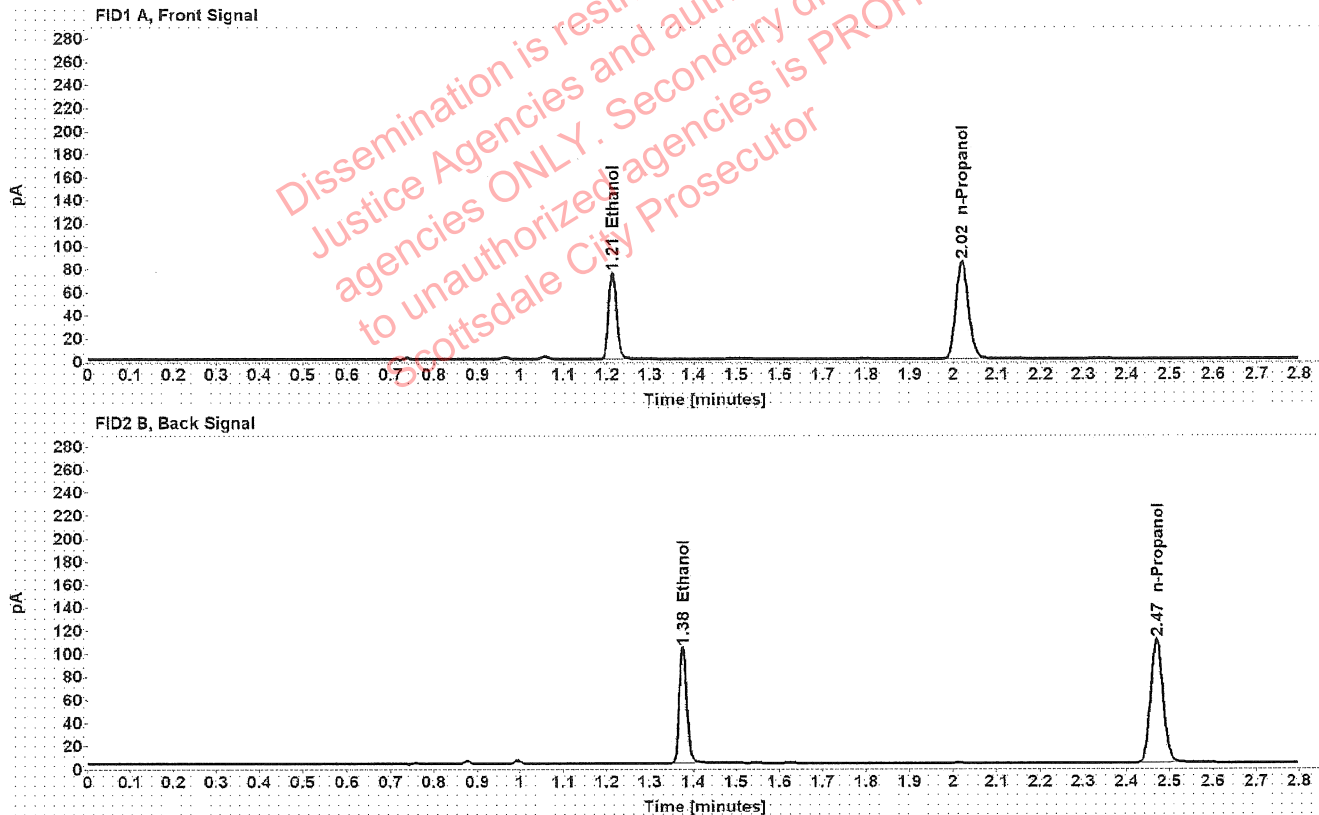


Table 1: FID 1 A (column DB-ALC1)

Compound	Amount (g/100mL)	Time (min)	Peak Area
>Ethanol	0.1557	1.212	95.778
n-Propanol	-----	2.019	169.194

Table 2: FID 2 B (column DB-ALC2)

Compound	Time (min)	Peak Area
Ethanol	1.376	122.182
n-Propanol	2.471	215.967

[REDACTED] : Brooke, Phillip - (29-Apr-2022)

Case: [REDACTED] User: pbrooke 4/29/2022

Scottsdale Police Department Crime Lab Volatiles Analysis

Sample:	1417197	Vial:	24
Description:	[REDACTED]	LIMS ID:	[REDACTED]
Method:	ethanol quant.M	Sequence:	27Apr22
Instrument:	US14173023 CN14160045	Injection date:	4/27/2022 12:56:49 PM
Data file:	C:\Chem32\1\Data\27Apr22\24.D	Analyst:	Brooke

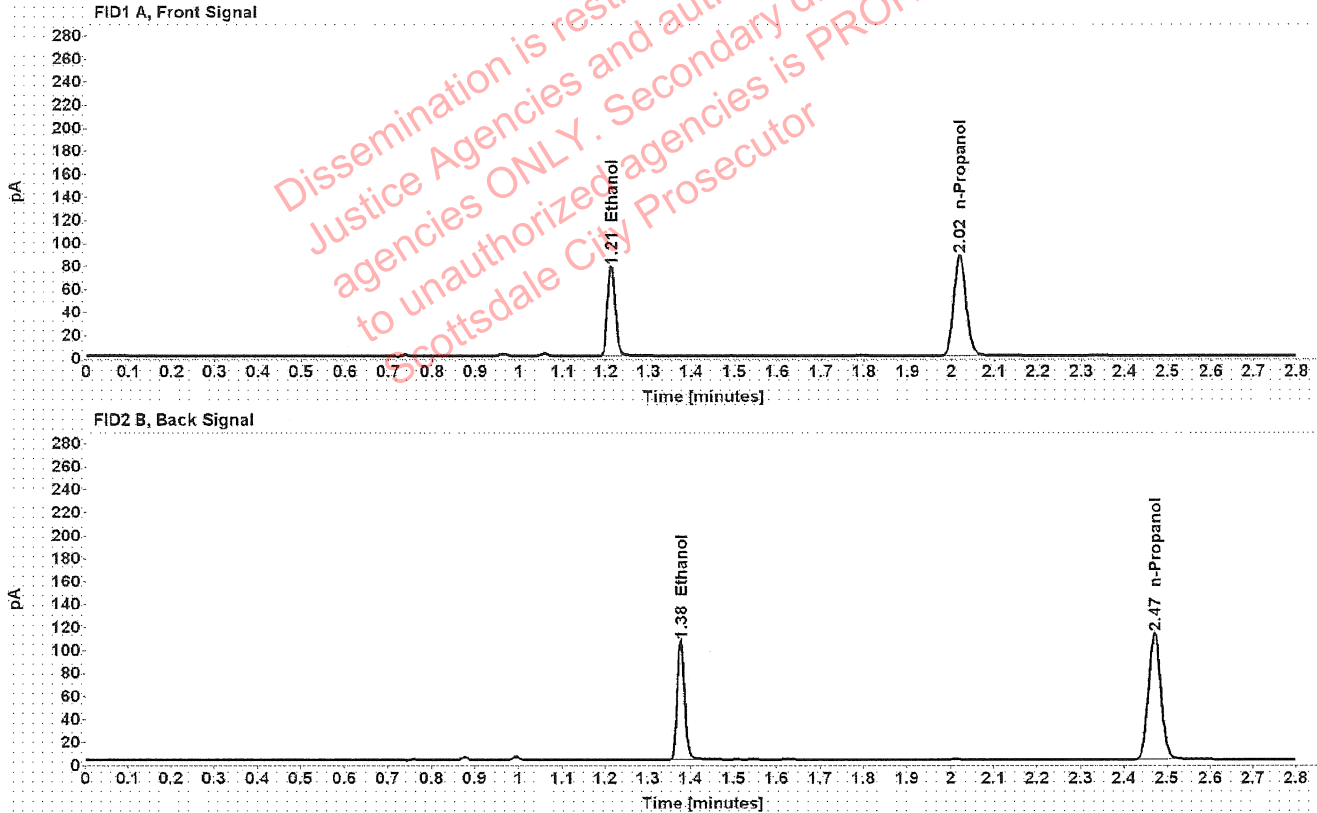


Table 1: FID 1 A (column DB-ALC1)

Compound	Amount (g/100mL)	Time (min)	Peak Area
>Ethanol	0.1566	1.212	98.839
n-Propanol	-----	2.020	173.606

Table 2: FID 2 B (column DB-ALC2)

Compound	Time (min)	Peak Area
Ethanol	1.376	126.091
n-Propanol	2.471	221.605

[REDACTED] : Brooke, Phillip - (29-Apr-2022)

Case: [REDACTED] User: pbrooke 4/29/2022

Scottsdale Police Department Crime Lab Volatiles Analysis

Sample:	1418035	Vial:	25
Description:	[REDACTED]	LIMS ID:	[REDACTED]
Method:	ethanol quant.M	Sequence:	27Apr22
Instrument:	US14173023 CN14160045	Injection date:	4/27/2022 1:01:04 PM
Data file:	C:\Chem32\1\Data\27Apr22\25.D	Analyst:	Brooke

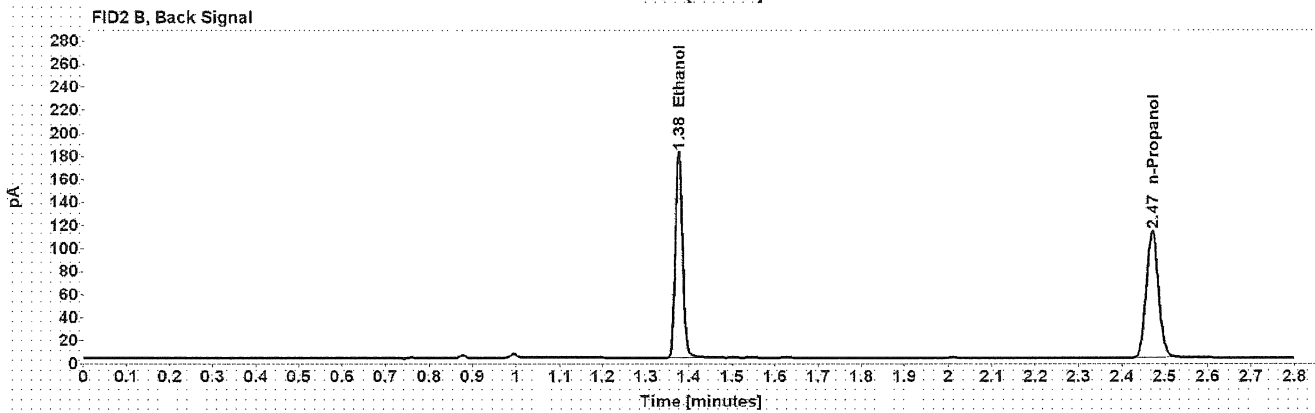
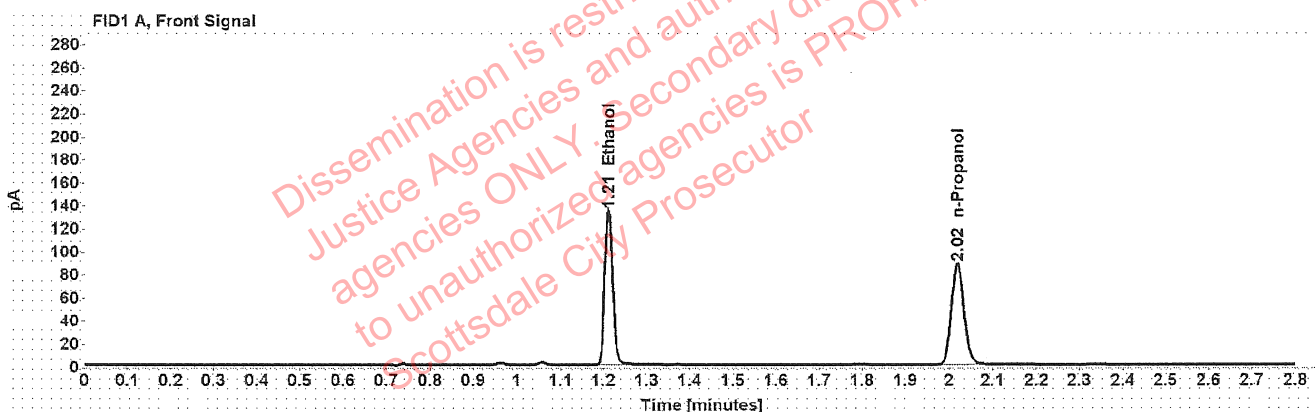


Table 1: FID 1 A (column DB-ALC1)

Compound	Amount (g/100mL)	Time (min)	Peak Area
>Ethanol	0.2684	1.212	170.359
n-Propanol	-----	2.019	174.253

Table 2: FID 2 B (column DB-ALC2)

Compound	Time (min)	Peak Area
Ethanol	1.376	218.010
n-Propanol	2.471	222.137

Scottsdale Police Department Crime Lab Volatiles Analysis

Sample:	1418035	Vial:	26
Description:	[REDACTED]	LIMS ID:	[REDACTED]
Method:	ethanol quant.M	Sequence:	27Apr22
Instrument:	US14173023 CN14160045	Injection date:	4/27/2022 1:05:04 PM
Data file:	C:\Chem32\1\Data\27Apr22\26.D	Analyst:	Brooke

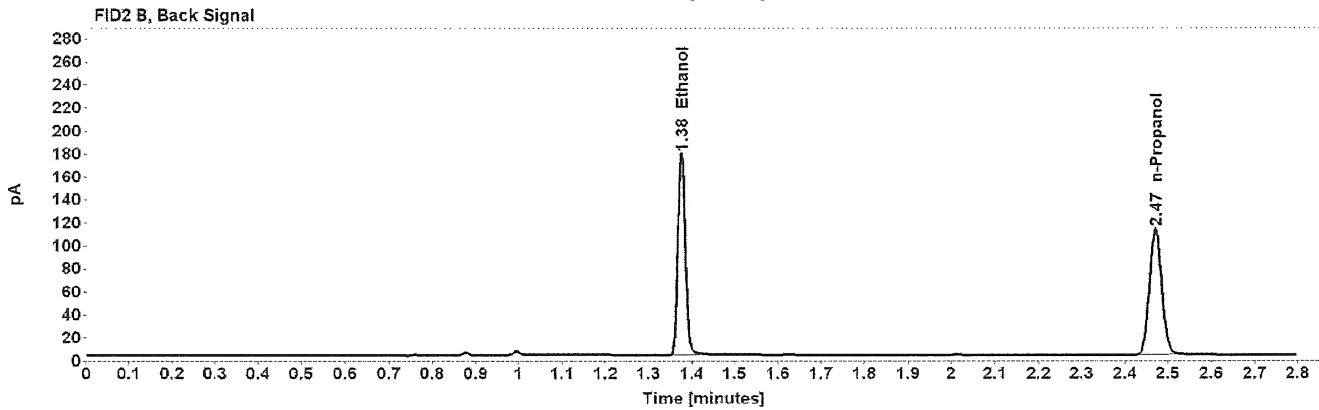
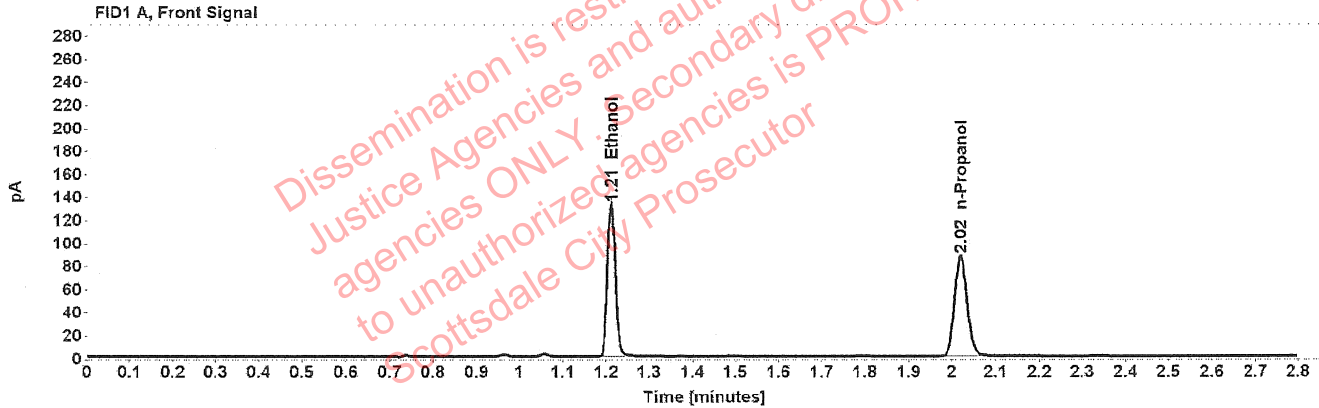


Table 1: FID 1 A (column DB-ALC1)

Compound	Amount (g/100mL)	Time (min)	Peak Area
>Ethanol	0.2657	1.212	167.418
n-Propanol	-----	2.019	173.009

Table 2: FID 2 B (column DB-ALC2)

Compound	Time (min)	Peak Area
Ethanol	1.376	214.501
n-Propanol	2.471	220.382

Scottsdale Police Department Crime Lab Volatiles Analysis

Sample:	1419033	Vial:	27
Description:	██████████	LIMS ID:	██████████
Method:	ethanol quant.M	Sequence:	27Apr22
Instrument:	US14173023 CN14160045	Injection date:	4/27/2022 1:09:04 PM
Data file:	C:\Chem32\1\Data\27Apr22\27.D	Analyst:	Brooke

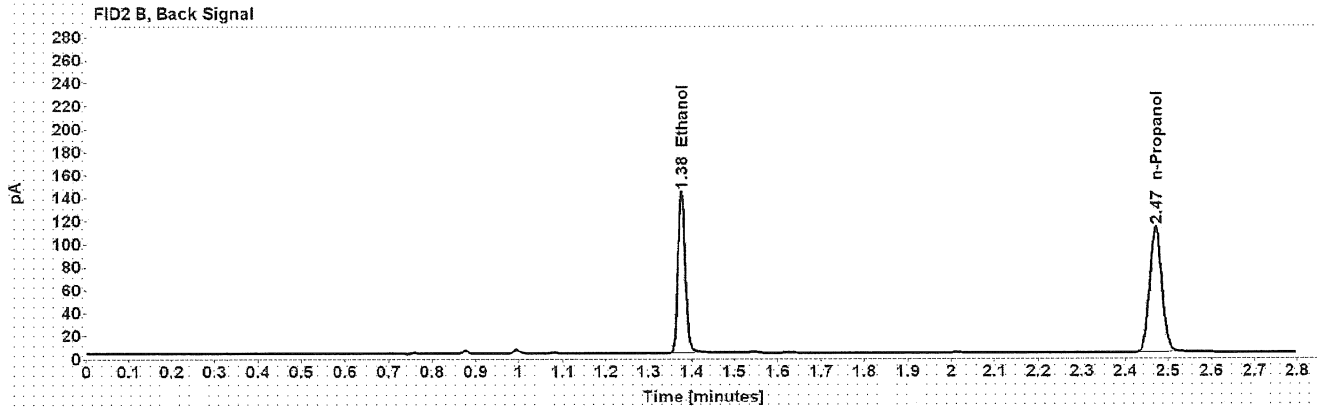
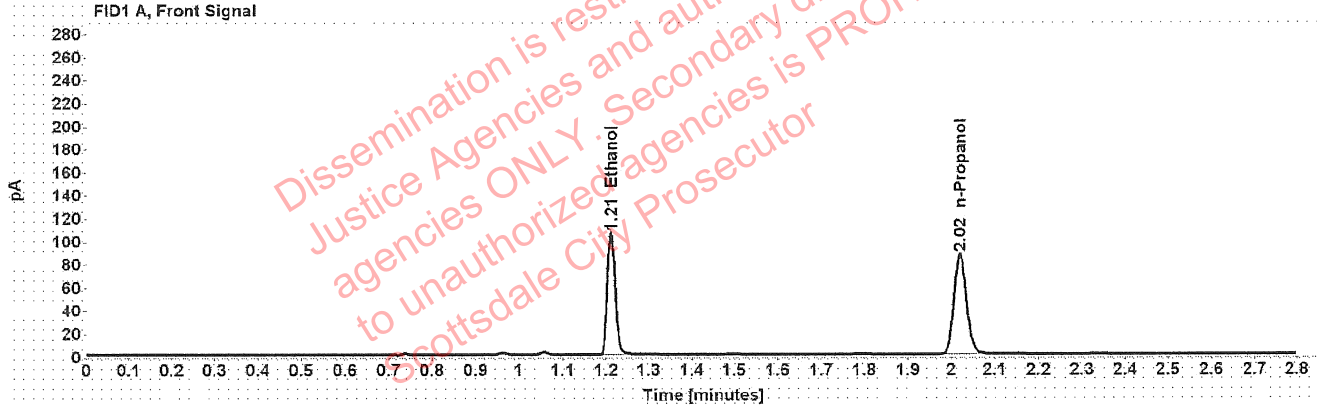


Table 1: FID 1 A (column DB-ALC1)

Compound	Amount (g/100mL)	Time (min)	Peak Area
>Ethanol	0.2137	1.212	134.186
n-Propanol	-----	2.019	172.557

Table 2: FID 2 B (column DB-ALC2)

Compound	Time (min)	Peak Area
Ethanol	1.376	171.543
n-Propanol	2.470	220.150

Scottsdale Police Department Crime Lab Volatiles Analysis

Sample:	1419033	Vial:	28
Description:	[REDACTED]	LIMS ID:	[REDACTED]
Method:	ethanol quant.M	Sequence:	27Apr22
Instrument:	US14173023 CN14160045	Injection date:	4/27/2022 1:13:04 PM
Data file:	C:\Chem32\1\Data\27Apr22\28.D	Analyst:	Brooke

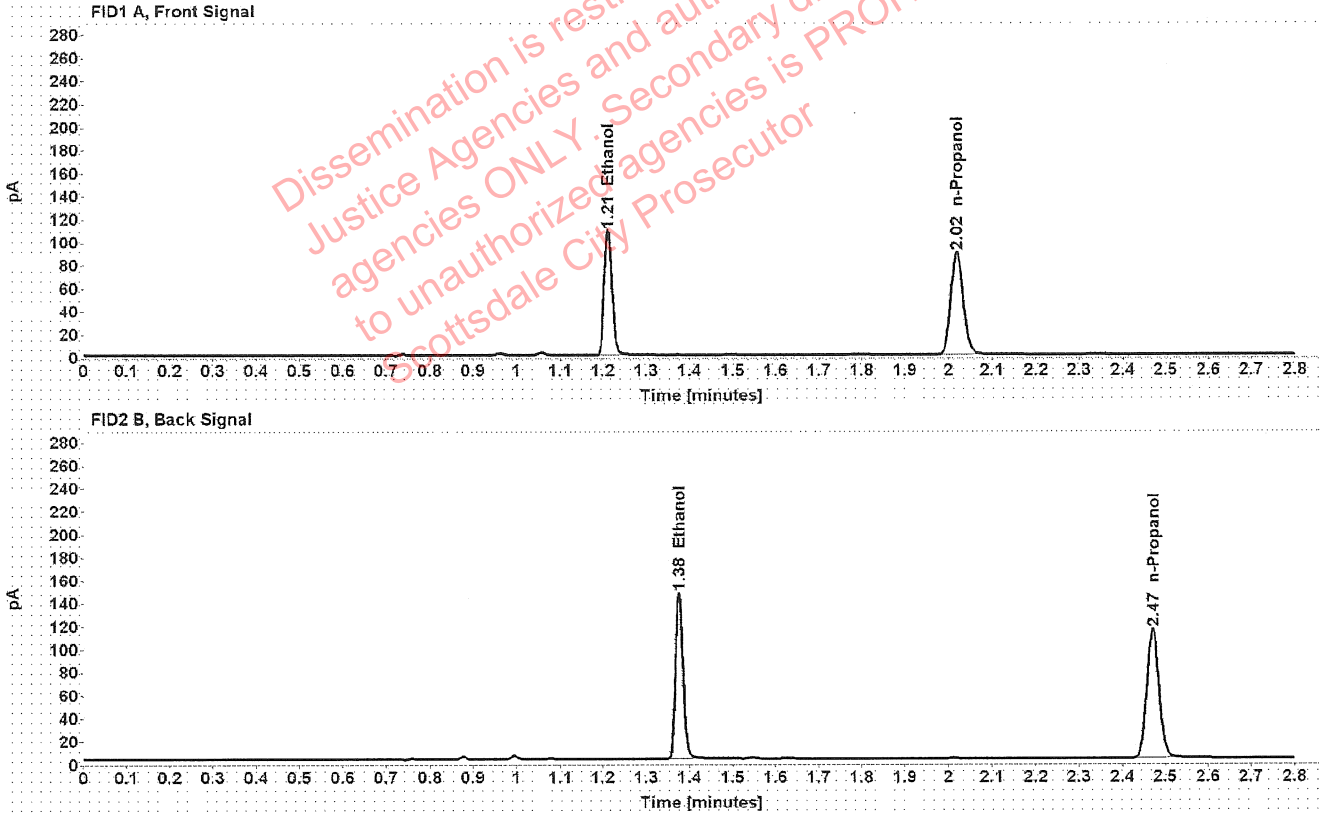


Table 1: FID 1 A (column DB-ALC1)

Compound	Amount (g/100mL)	Time (min)	Peak Area
>Ethanol	0.2138	1.212	137.349
n-Propanol	-----	2.019	176.505

Table 2: FID 2 B (column DB-ALC2)

Compound	Time (min)	Peak Area
Ethanol	1.376	175.952
n-Propanol	2.471	225.260

[REDACTED] : Brooke, Phillip - (29-Apr-2022)

Case: [REDACTED] User: pbrooke 4/29/2022

Scottsdale Police Department Crime Lab Volatiles Analysis

Sample:	1418757	Vial:	29
Description:	[REDACTED]	LIMS ID:	[REDACTED]
Method:	ethanol quant.M	Sequence:	27Apr22
Instrument:	US14173023 CN14160045	Injection date:	4/27/2022 1:17:04 PM
Data file:	C:\Chem32\1\Data\27Apr22\29.D	Analyst:	Brooke

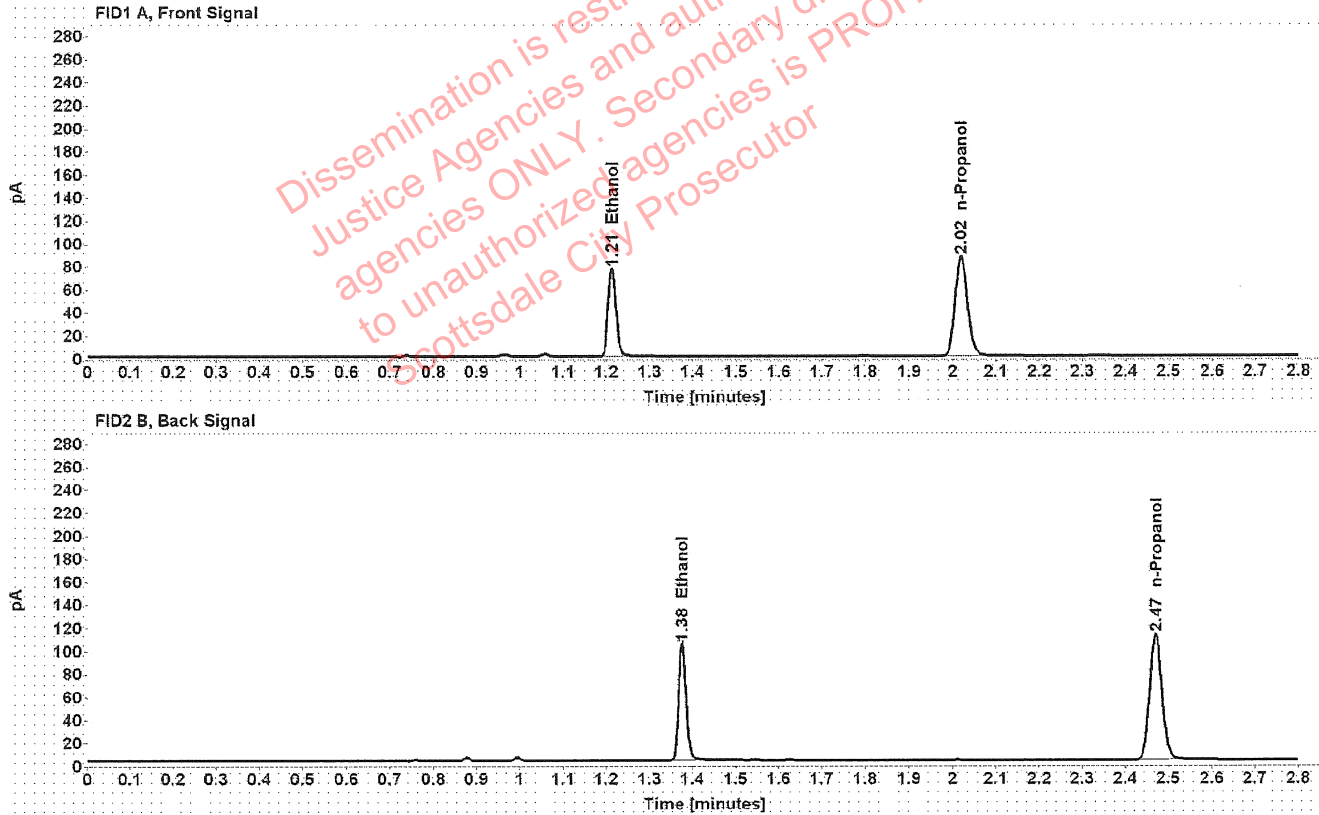


Table 1: FID 1 A (column DB-ALC1)

Compound	Amount (g/100mL)	Time (min)	Peak Area
>Ethanol	0.1554	1.212	97.405
n-Propanol	-----	2.020	172.405

Table 2: FID 2 B (column DB-ALC2)

Compound	Time (min)	Peak Area
Ethanol	1.376	124.487
n-Propanol	2.471	219.733

[REDACTED]: Brooke, Phillip - (29-Apr-2022)

Case: [REDACTED] User: pbrooke 4/29/2022

Scottsdale Police Department Crime Lab Volatiles Analysis

Sample:	1418757	Vial:	30
Description:	[REDACTED]	LIMS ID:	[REDACTED]
Method:	ethanol quant.M	Sequence:	27Apr22
Instrument:	US14173023 CN14160045	Injection date:	4/27/2022 1:21:04 PM
Data file:	C:\Chem32\1\Data\27Apr22\30.D	Analyst:	Brooke

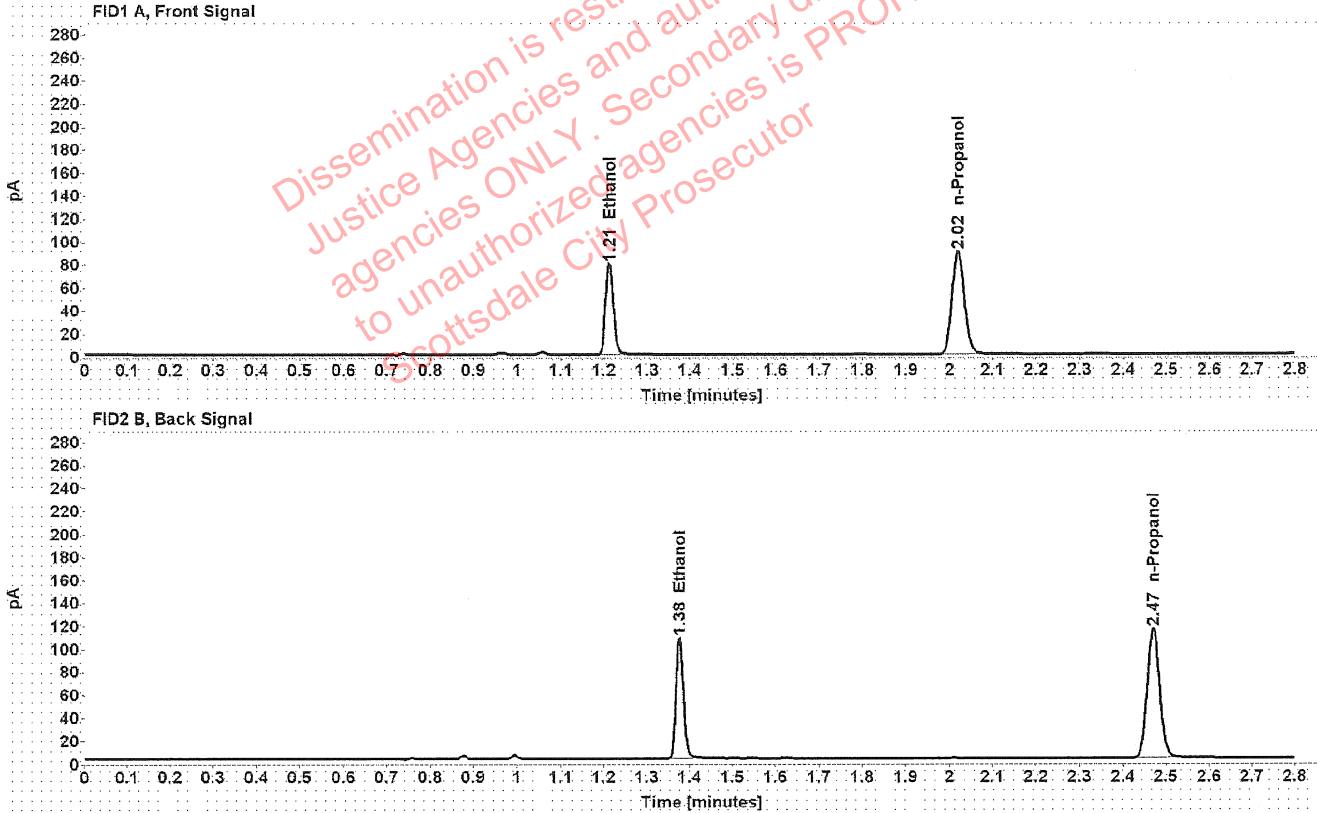


Table 1: FID 1 A (column DB-ALC1)

Compound	Amount (g/100mL)	Time (min)	Peak Area
>Ethanol	0.1561	1.212	100.669
n-Propanol	-----	2.019	177.459

Table 2: FID 2 B (column DB-ALC2)

Compound	Time (min)	Peak Area
Ethanol	1.376	128.769
n-Propanol	2.470	226.312

Scottsdale Police Department Crime Lab Volatiles Analysis

Sample:	1419292	Vial:	32
Description:	[REDACTED]	LIMS ID:	[REDACTED]
Method:	ethanol quant.M	Sequence:	27Apr22
Instrument:	US14173023 CN14160045	Injection date:	4/27/2022 1:29:18 PM
Data file:	C:\Chem32\1\Data\27Apr22\32.D	Analyst:	Brooke

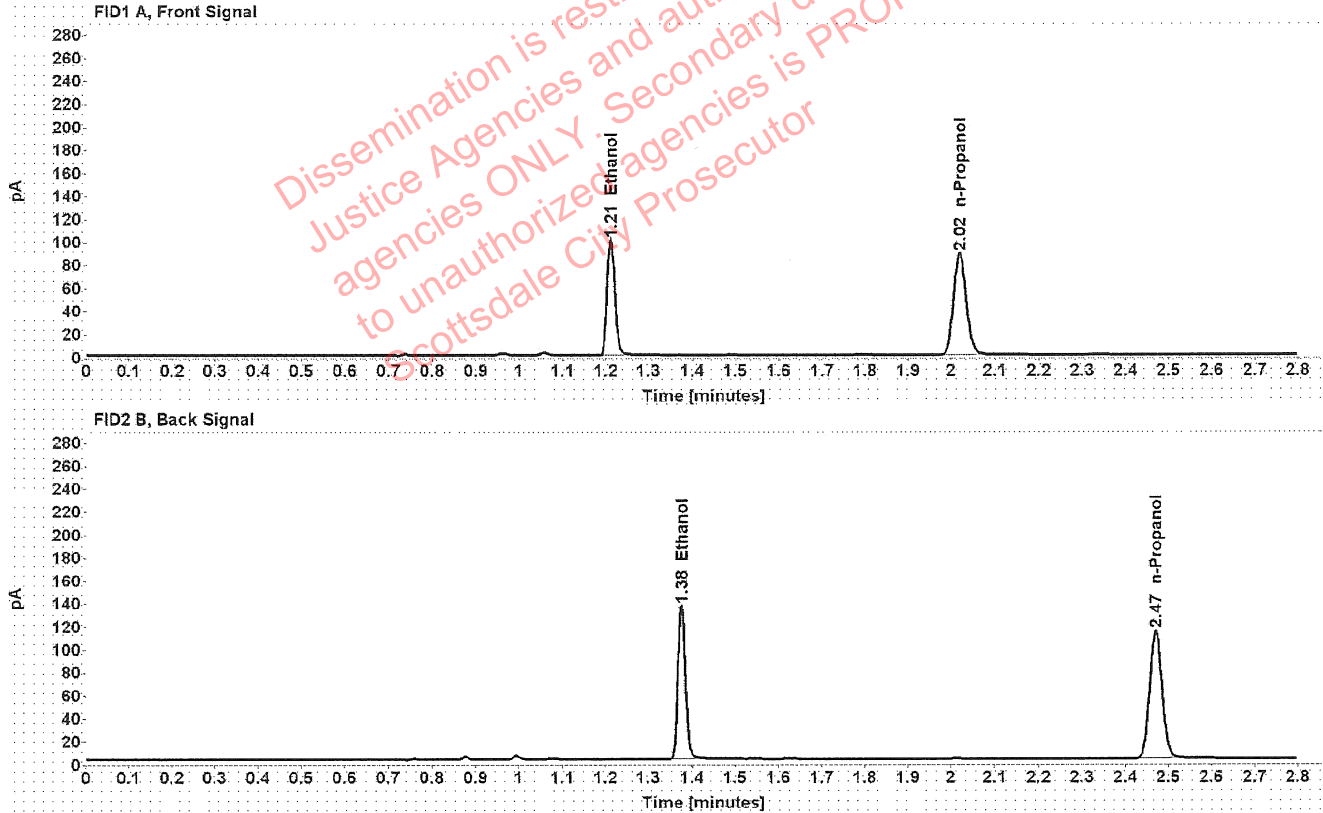


Table 1: FID 1 A (column DB-ALC1)

Compound	Amount (g/100mL)	Time (min)	Peak Area
>Ethanol	0.1992	1.212	127.372
n-Propanol	-----	2.019	175.705

Table 2: FID 2 B (column DB-ALC2)

Compound	Time (min)	Peak Area
Ethanol	1.376	162.826
n-Propanol	2.470	224.090

Scottsdale Police Department Crime Lab Volatiles Analysis

Sample:	1419292	Vial:	33
Description:	██████████	LIMS ID:	██████████
Method:	ethanol quant.M	Sequence:	27Apr22
Instrument:	US14173023 CN14160045	Injection date:	4/27/2022 1:33:18 PM
Data file:	C:\Chem32\1\Data\27Apr22\33.D	Analyst:	Brooke

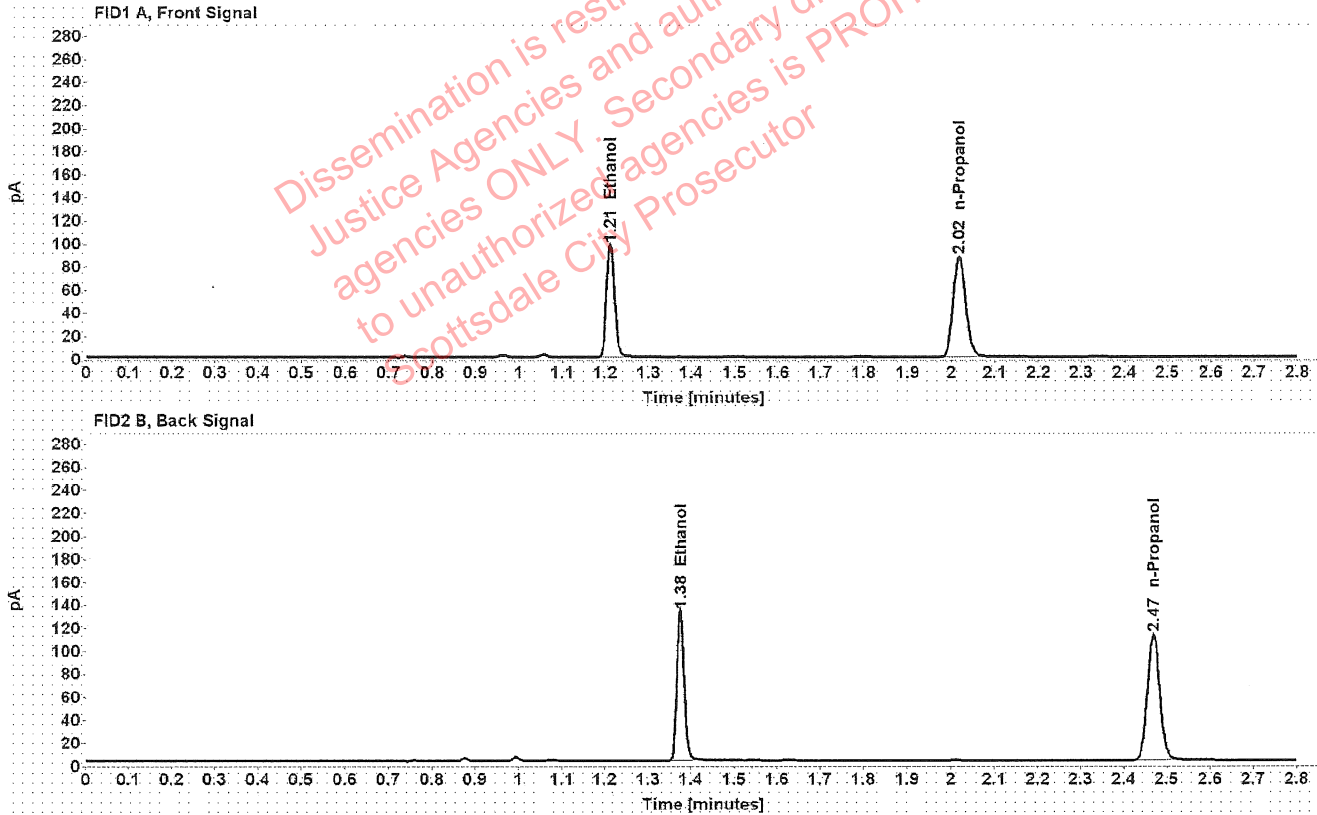


Table 1: FID 1 A (column DB-ALC1)

Compound	Amount (g/100mL)	Time (min)	Peak Area
>Ethanol	0.1978	1.211	124.448
n-Propanol	-----	2.018	172.914

Table 2: FID 2 B (column DB-ALC2)

Compound	Time (min)	Peak Area
Ethanol	1.375	158.849
n-Propanol	2.469	220.537

[REDACTED] : Brooke, Phillip - (29-Apr-2022)

Case: [REDACTED] User: pbrooke 4/29/2022

Scottsdale Police Department Crime Lab Volatiles Analysis

Sample:	1419377	Vial:	34
Description:	[REDACTED]	LIMS ID:	[REDACTED]
Method:	ethanol quant.M	Sequence:	27Apr22
Instrument:	US14173023 CN14160045	Injection date:	4/27/2022 1:37:19 PM
Data file:	C:\Chem32\1\Data\27Apr22\34.D	Analyst:	Brooke

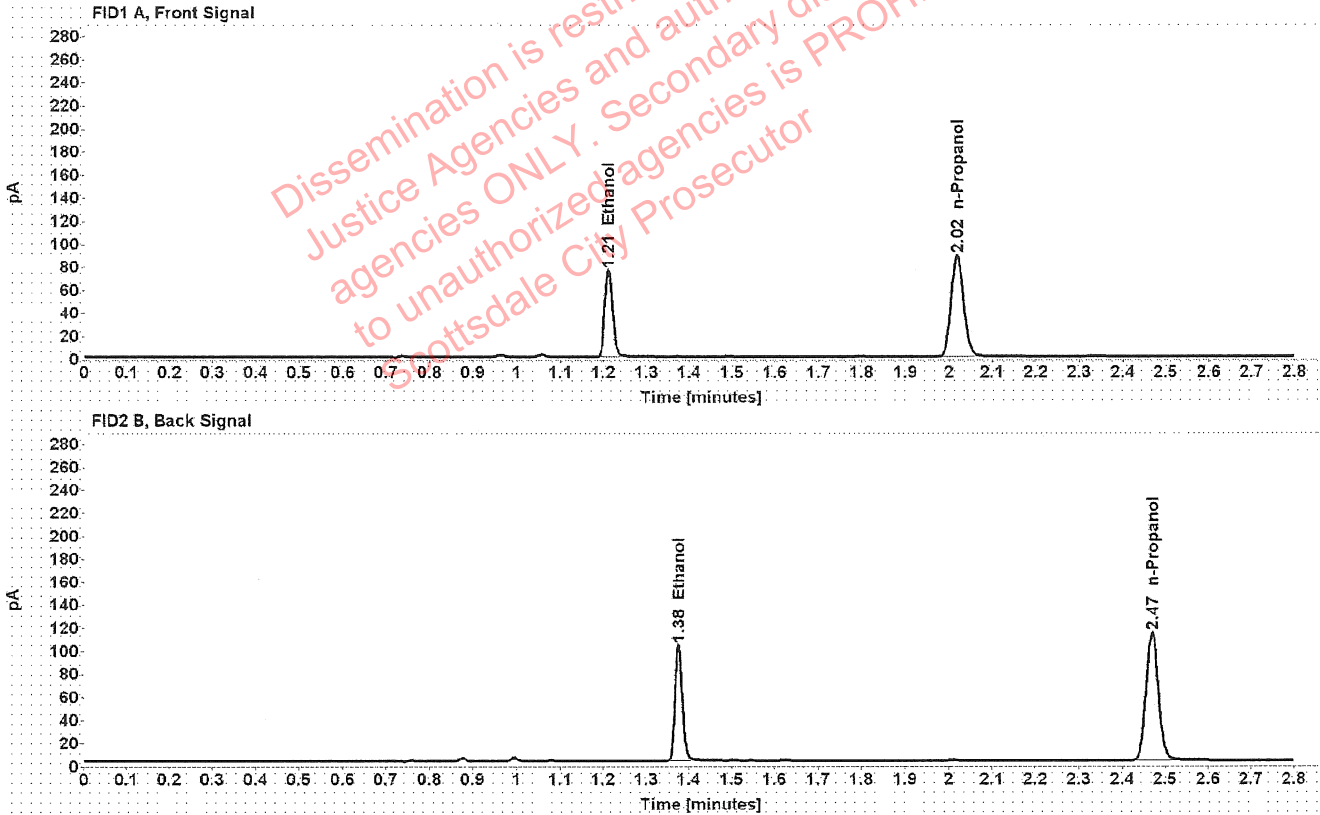


Table 1: FID 1 A (column DB-ALC1)

Compound	Amount (g/100mL)	Time (min)	Peak Area
>Ethanol	0.1511	1.212	96.161
n-Propanol	-----	2.018	175.080

Table 2: FID 2 B (column DB-ALC2)

Compound	Time (min)	Peak Area
Ethanol	1.376	122.797
n-Propanol	2.469	223.566

Scottsdale Police Department Crime Lab Volatiles Analysis

Sample:	1419377	Vial:	35
Description:	██████████	LIMS ID:	██████████
Method:	ethanol quant.M	Sequence:	27Apr22
Instrument:	US14173023 CN14160045	Injection date:	4/27/2022 1:41:18 PM
Data file:	C:\Chem32\1\Data\27Apr22\35.D	Analyst:	Brooke

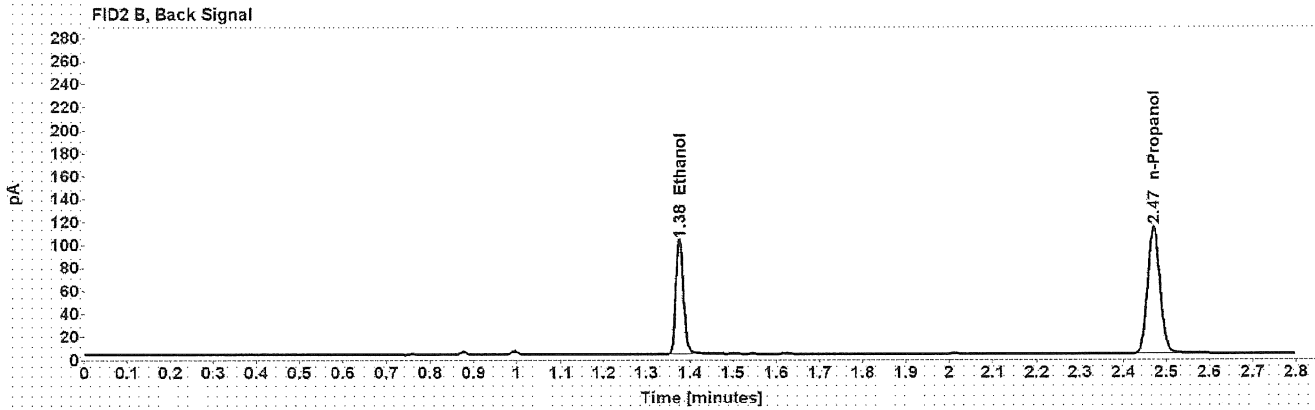
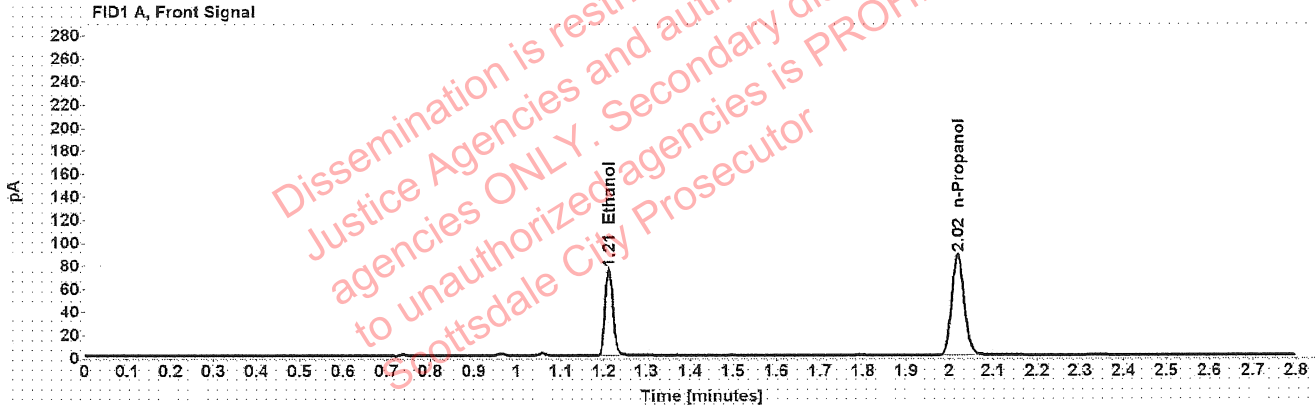


Table 1: FID 1 A (column DB-ALC1)

Compound	Amount (g/100mL)	Time (min)	Peak Area
>Ethanol	0.1504	1.212	95.493
n-Propanol	-----	2.019	174.664

Table 2: FID 2 B (column DB-ALC2)

Compound	Time (min)	Peak Area
Ethanol	1.376	121.915
n-Propanol	2.470	223.107

Scottsdale Police Department Crime Lab Volatiles Analysis

Sample:	38701JA	Vial:	36
Description:		LIMS ID:	
Method:	ethanol quant.M	Sequence:	27Apr22
Instrument:	US14173023 CN14160045	Injection date:	4/27/2022 1:45:18 PM
Data file:	C:\Chem32\1\Data\27Apr22\36.D	Analyst:	Brooke

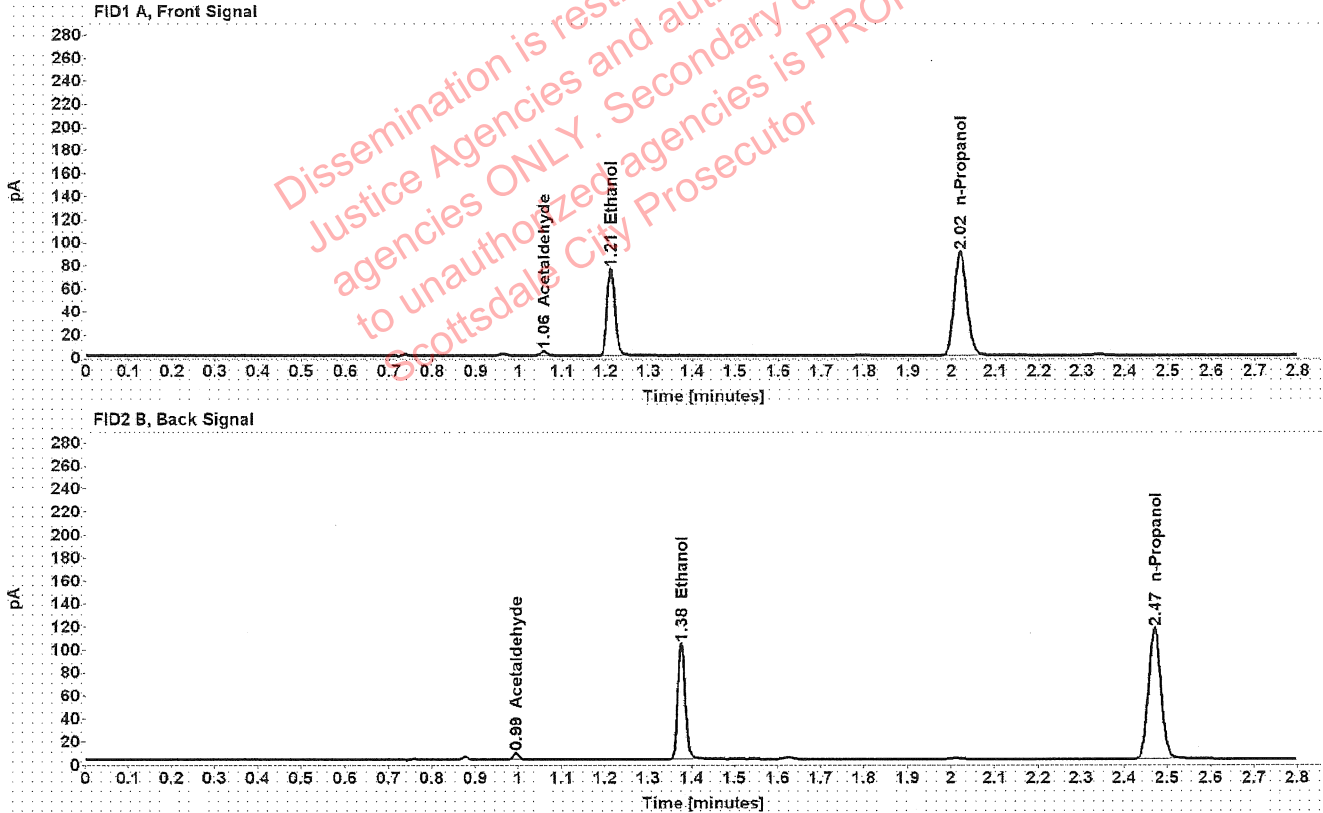


Table 1: FID 1 A (column DB-ALC1)

Compound	Amount (g/100mL)	Time (min)	Peak Area
Acetaldehyde	-----	1.057	3.874
>Ethanol	0.1476	1.212	95.945
n-Propanol	-----	2.019	178.859

Table 2: FID 2 B (column DB-ALC2)

Compound	Time (min)	Peak Area
Acetaldehyde	0.994	5.097
Ethanol	1.376	122.412
n-Propanol	2.471	229.083

Scottsdale Police Department Crime Lab Volatiles Analysis

Sample:	38701JA	Vial:	37
Description:	██████████	LIMS ID:	██████████
Method:	ethanol quant.M	Sequence:	27Apr22
Instrument:	US14173023 CN14160045	Injection date:	4/27/2022 1:49:34 PM
Data file:	C:\Chem32\1\Data\27Apr22\37.D	Analyst:	Brooke

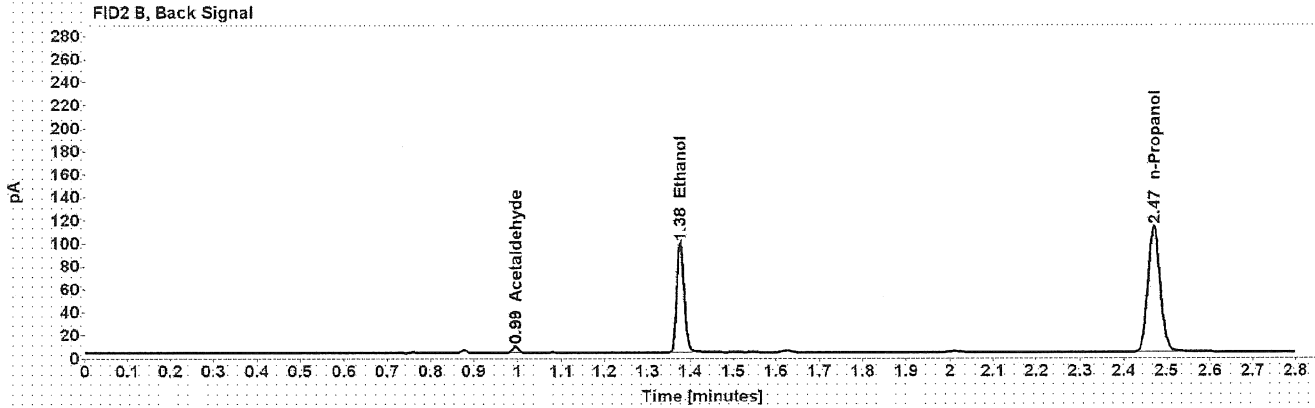
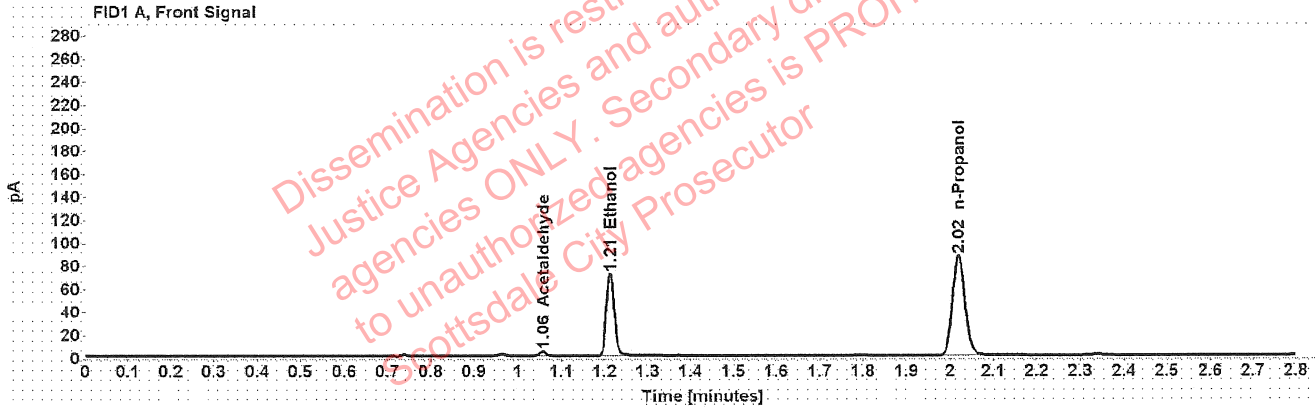


Table 1: FID 1 A (column DB-ALC1)

Compound	Amount (g/100mL)	Time (min)	Peak Area
Acetaldehyde	-----	1.058	3.845
>Ethanol	0.1463	1.212	91.562
n-Propanol	-----	2.019	172.291

Table 2: FID 2 B (column DB-ALC2)

Compound	Time (min)	Peak Area
Acetaldehyde	0.994	5.090
Ethanol	1.376	116.350
n-Propanol	2.471	220.607

Scottsdale Police Department Crime Lab Volatiles Analysis

Sample:	4081AC	Vial:	38
Description:	██████████	LIMS ID:	██████████
Method:	ethanol quant.M	Sequence:	27Apr22
Instrument:	US14173023 CN14160045	Injection date:	4/27/2022 1:53:34 PM
Data file:	C:\Chem32\1\Data\27Apr22\38.D	Analyst:	Brooke

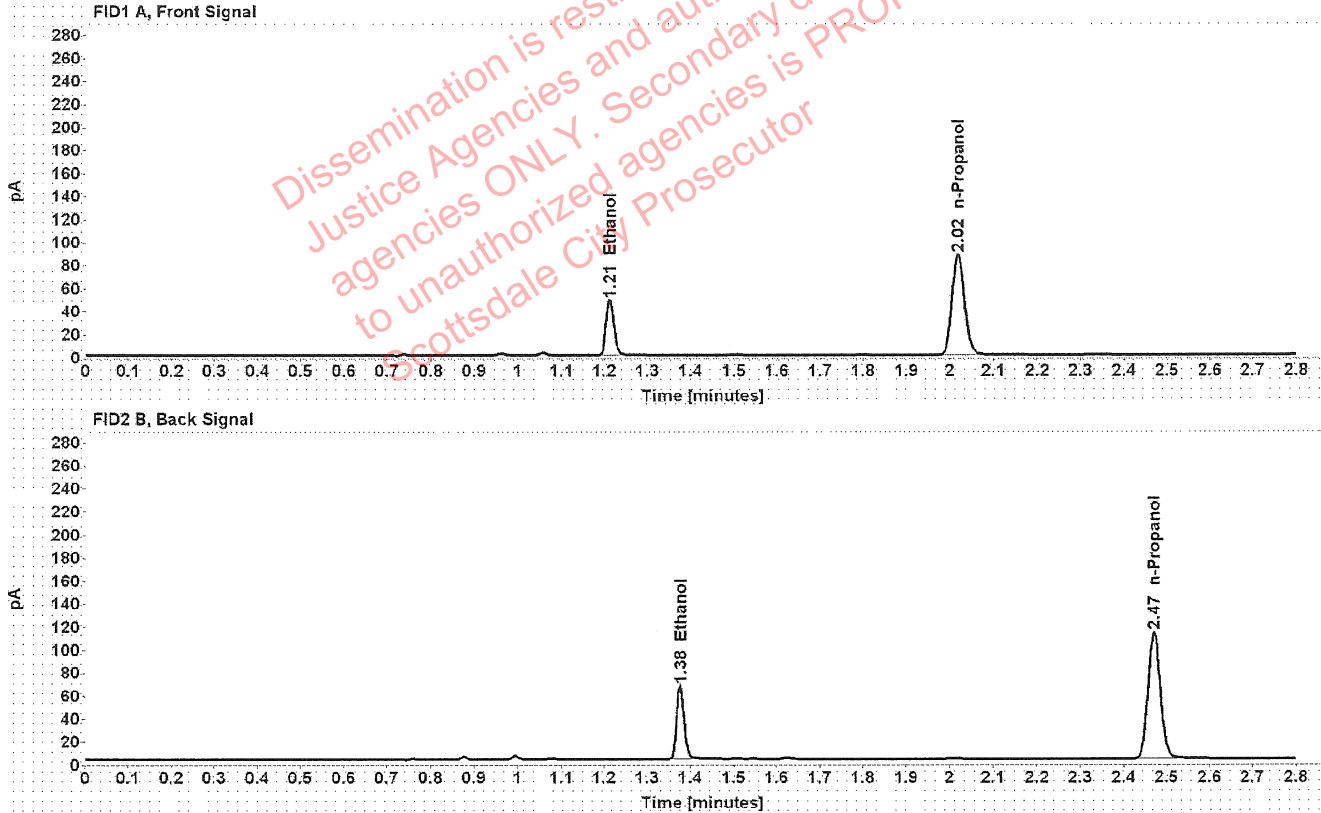


Table 1: FID 1 A (column DB-ALC1)

Compound	Amount (g/100mL)	Time (min)	Peak Area
>Ethanol	0.0972	1.213	61.184
n-Propanol	-----	2.019	173.714

Table 2: FID 2 B (column DB-ALC2)

Compound	Time (min)	Peak Area
Ethanol	1.376	78.059
n-Propanol	2.470	222.372

[REDACTED] : Brooke, Phillip - (29-Apr-2022)

Case: [REDACTED] User: pbrooke 4/29/2022

Scottsdale Police Department Crime Lab Volatiles Analysis

Sample:	4081AC	Vial:	39
Description:	[REDACTED]	LIMS ID:	[REDACTED]
Method:	ethanol quant.M	Sequence:	27Apr22
Instrument:	US14173023 CN14160045	Injection date:	4/27/2022 1:57:34 PM
Data file:	C:\Chem32\1\Data\27Apr22\39.D	Analyst:	Brooke

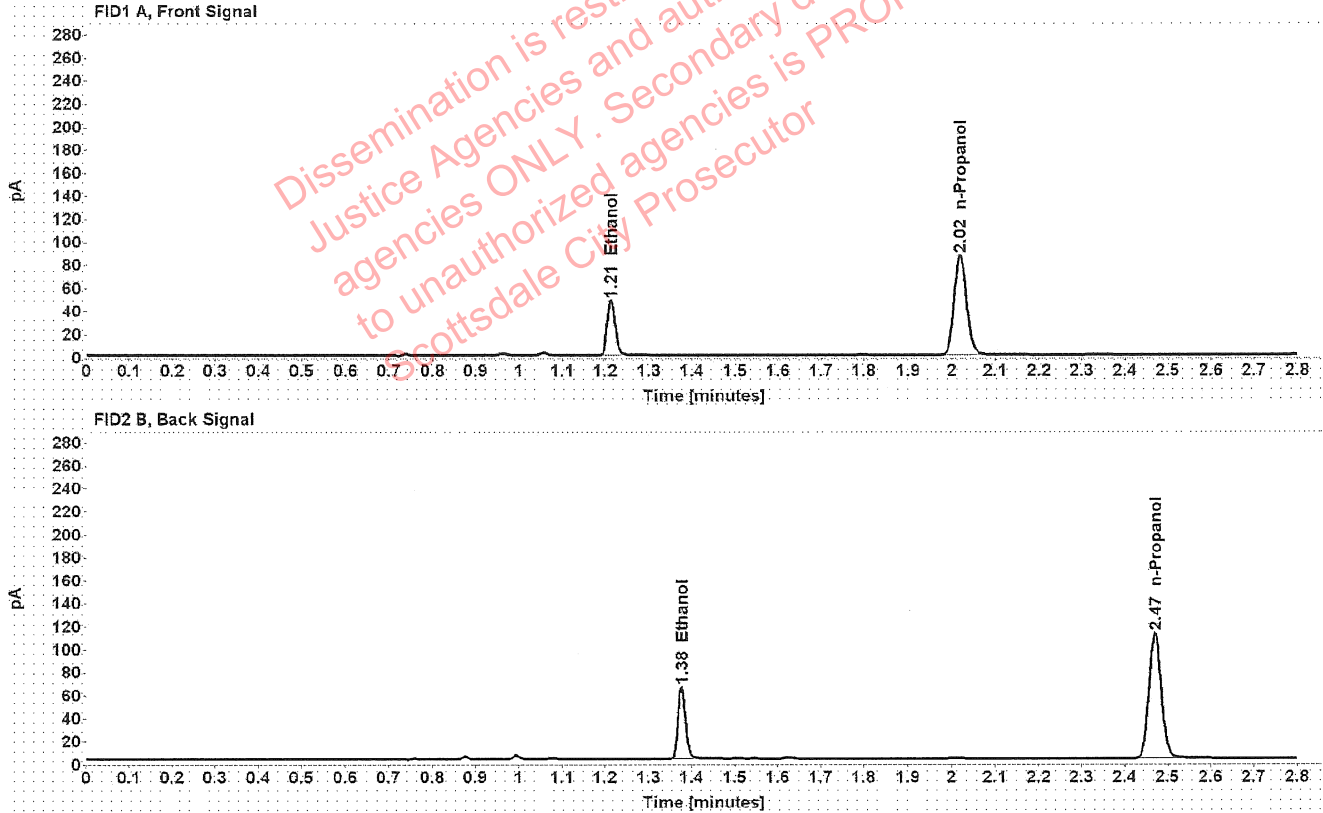


Table 1: FID 1 A (column DB-ALC1)

Compound	Amount (g/100mL)	Time (min)	Peak Area
>Ethanol	0.0970	1.213	60.280
n-Propanol	-----	2.019	171.533

Table 2: FID 2 B (column DB-ALC2)

Compound	Time (min)	Peak Area
Ethanol	1.376	76.884
n-Propanol	2.471	219.721

[REDACTED] : Brooke, Phillip - (29-Apr-2022)

Case: [REDACTED] User: pbrooke 4/29/2022

Scottsdale Police Department Crime Lab Volatiles Analysis

Sample:	38501DC	Vial:	40
Description:	[REDACTED]	LIMS ID:	[REDACTED]
Method:	ethanol quant.M	Sequence:	27Apr22
Instrument:	US14173023 CN14160045	Injection date:	4/27/2022 2:01:33 PM
Data file:	C:\Chem32\1\Data\27Apr22\40.D	Analyst:	Brooke

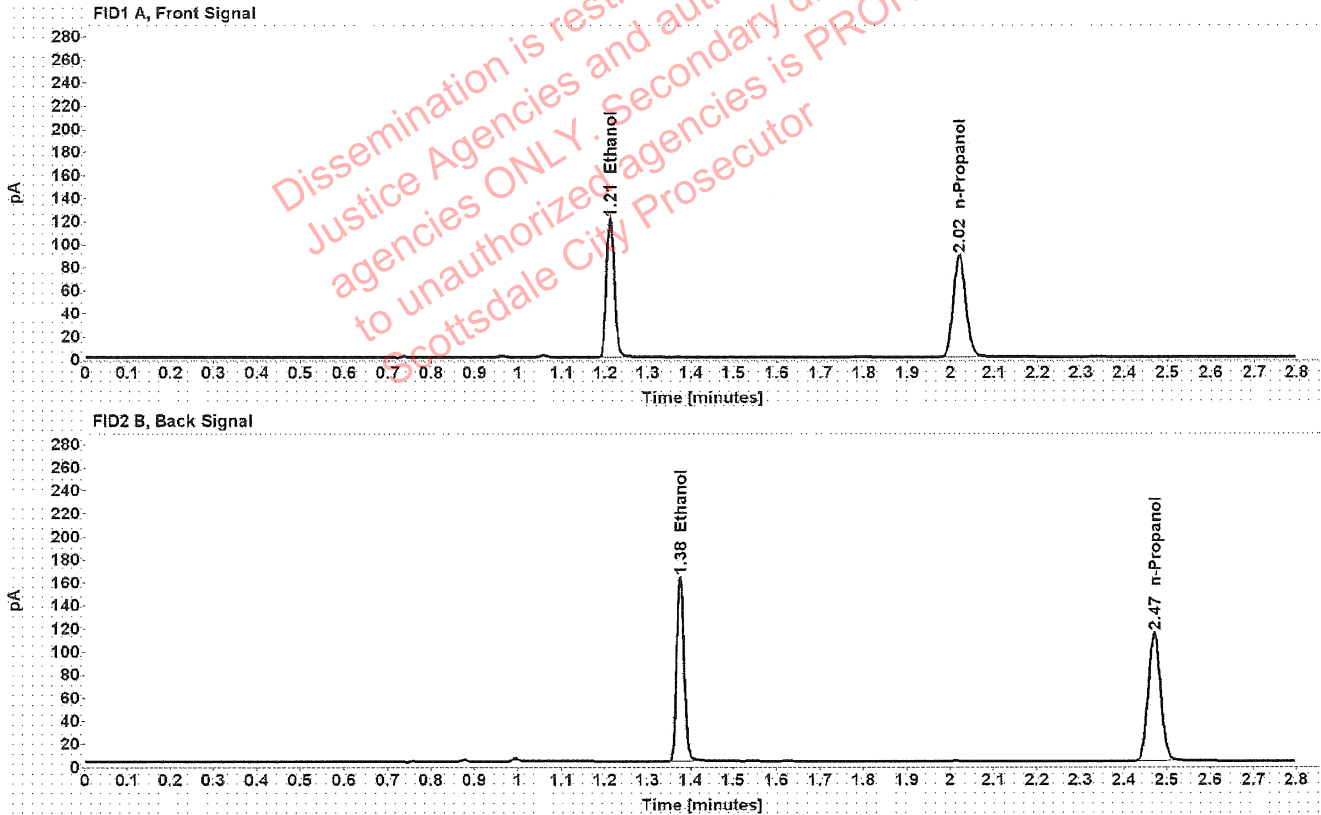


Table 1: FID 1 A (column DB-ALC1)

Compound	Amount (g/100mL)	Time (min)	Peak Area
>Ethanol	0.2376	1.212	152.480
n-Propanol	-----	2.019	176.257

Table 2: FID 2 B (column DB-ALC2)

Compound	Time (min)	Peak Area
Ethanol	1.376	195.062
n-Propanol	2.471	224.317

Scottsdale Police Department Crime Lab Volatiles Analysis

Sample: 38501DC	Vial: 41
Description: ██████████	LIMS ID: ██████████
Method: ethanol quant.M	Sequence: 27Apr22
Instrument: US14173023 CN14160045	Injection date: 4/27/2022 2:05:33 PM
Data file: C:\Chem32\1\Data\27Apr22\41.D	Analyst: Brooke

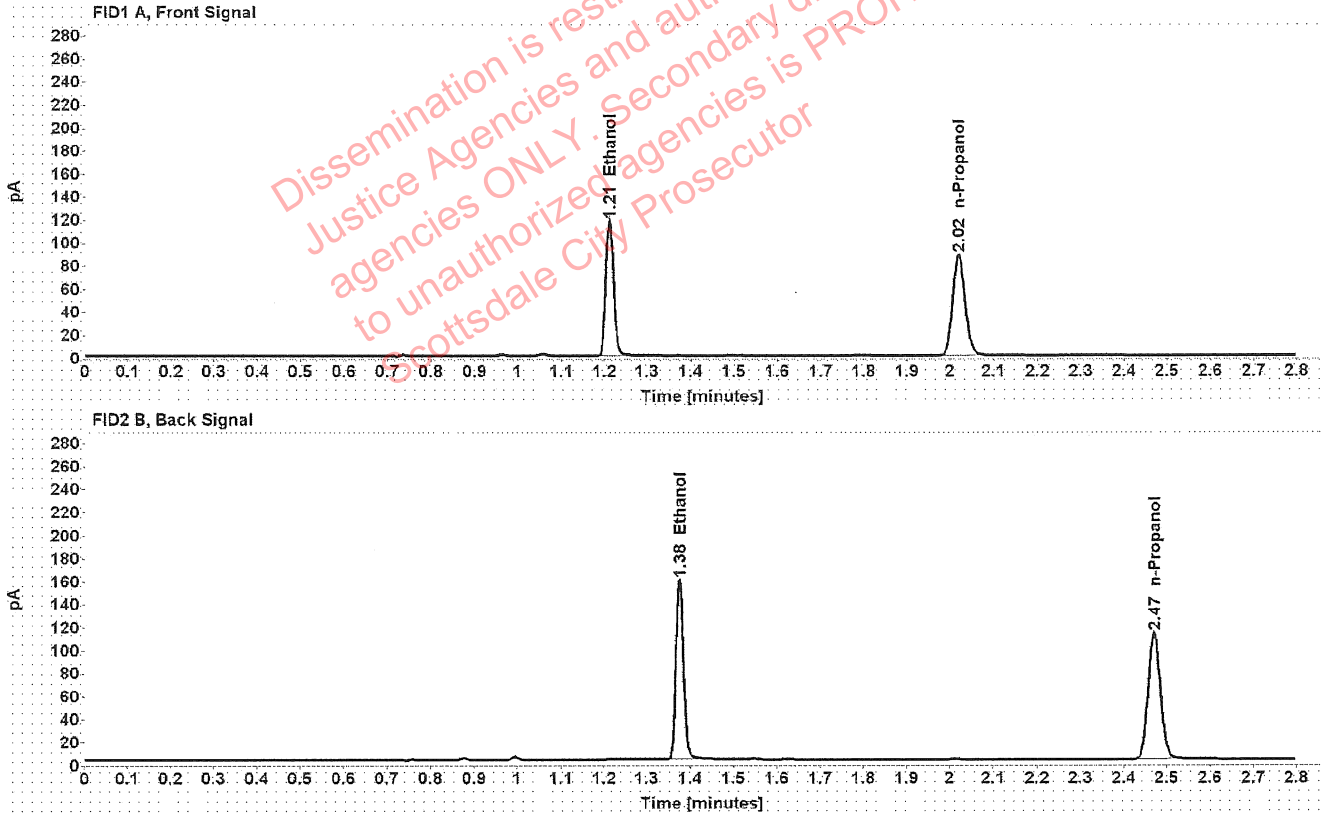


Table 1: FID 1 A (column DB-ALC1)

Compound	Amount (g/100mL)	Time (min)	Peak Area
>Ethanol	0.2355	1.212	149.263
n-Propanol	-----	2.020	174.084

Table 2: FID 2 B (column DB-ALC2)

Compound	Time (min)	Peak Area
Ethanol	1.376	191.995
n-Propanol	2.471	221.990

[REDACTED] : Brooke, Phillip - (29-Apr-2022)

Case: [REDACTED] User: pbrooke 4/29/2022

Scottsdale Police Department Crime Lab Volatiles Analysis

Sample:	39601NS	Vial:	43
Description:	[REDACTED]	LIMS ID:	[REDACTED]
Method:	ethanol quant.M	Sequence:	27Apr22
Instrument:	US14173023 CN14160045	Injection date:	4/27/2022 2:13:48 PM
Data file:	C:\Chem32\1\Data\27Apr22\43.D	Analyst:	Brooke

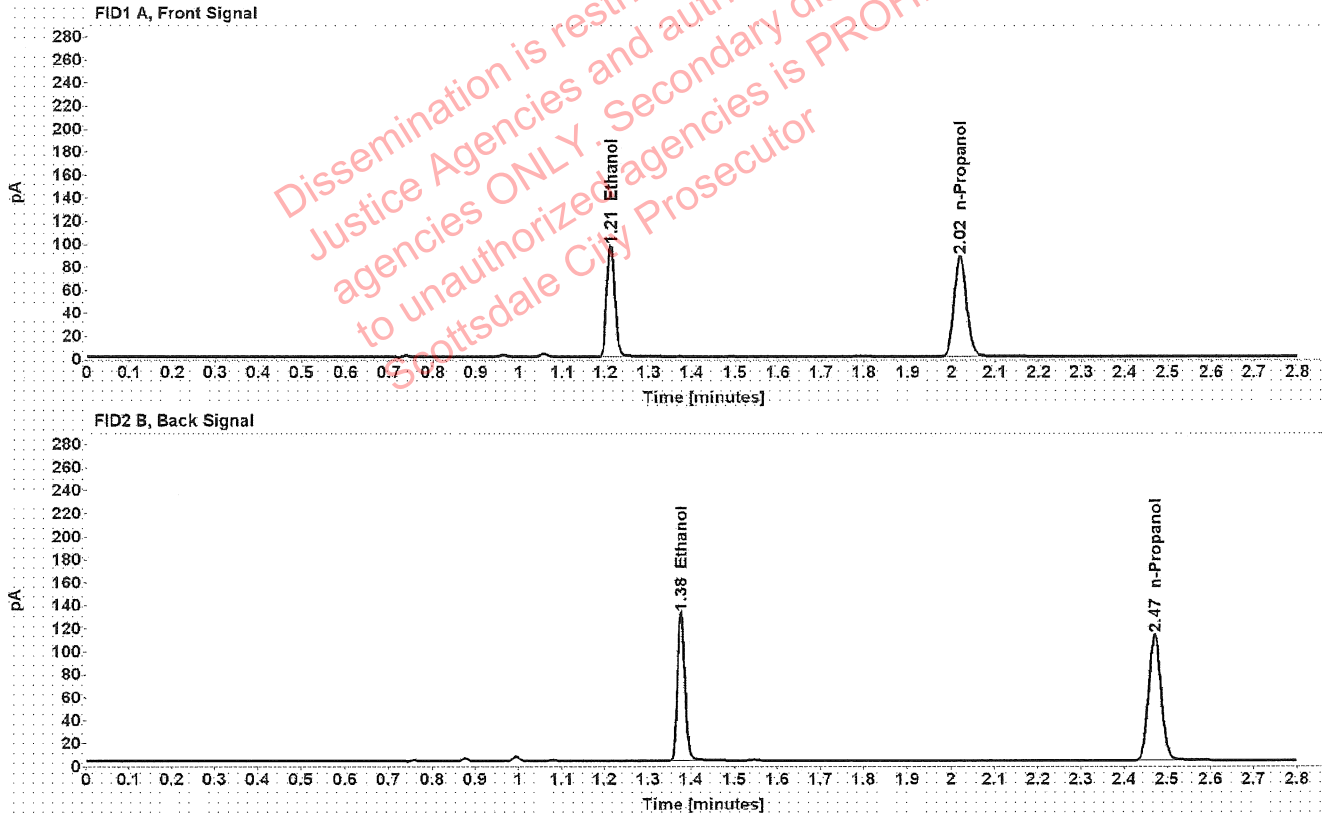


Table 1: FID 1 A (column DB-ALC1)

Compound	Amount (g/100mL)	Time (min)	Peak Area
>Ethanol	0.1947	1.212	123.149
n-Propanol	-----	2.020	173.817

Table 2: FID 2 B (column DB-ALC2)

Compound	Time (min)	Peak Area
Ethanol	1.376	157.900
n-Propanol	2.471	221.641

[REDACTED] : Brooke, Phillip - (29-Apr-2022)

Case: [REDACTED] User: pbrooke 4/29/2022

Scottsdale Police Department Crime Lab Volatiles Analysis

Sample:	39601NS	Vial:	44
Description:	[REDACTED]	LIMS ID:	[REDACTED]
Method:	ethanol quant.M	Sequence:	27Apr22
Instrument:	US14173023 CN14160045	Injection date:	4/27/2022 2:17:48 PM
Data file:	C:\Chem32\1\Data\27Apr22\44.D	Analyst:	Brooke

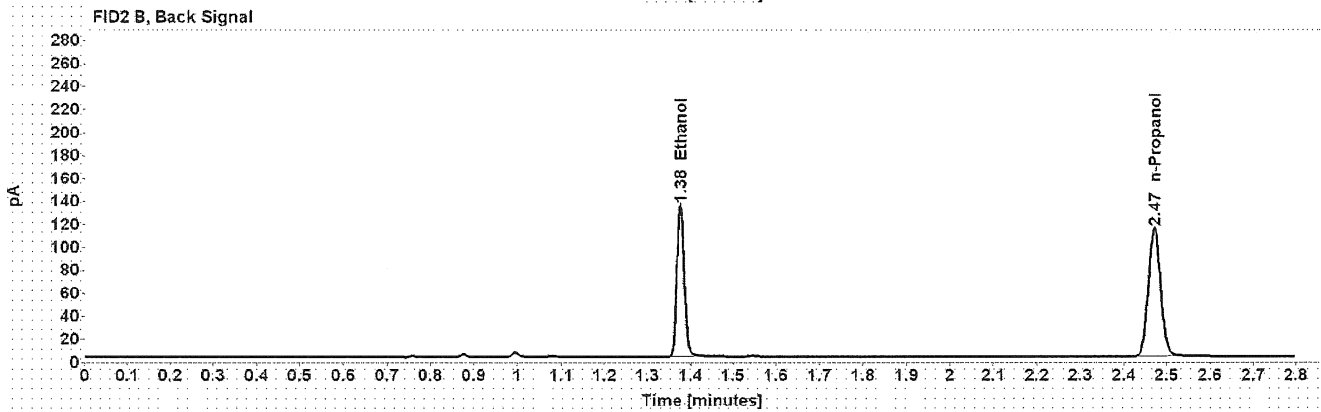
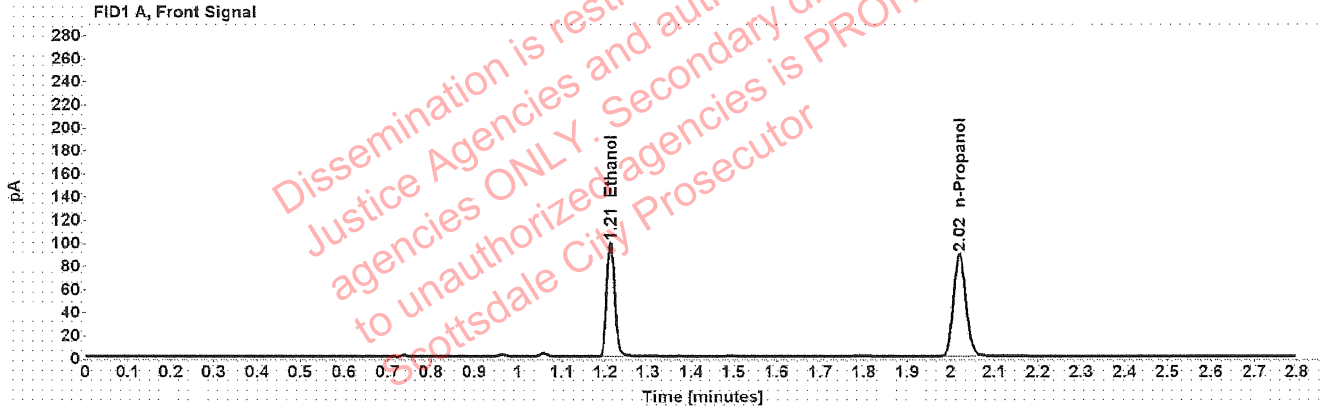


Table 1: FID 1 A (column DB-ALC1)

Compound	Amount (g/100mL)	Time (min)	Peak Area
>Ethanol	0.1958	1.212	125.751
n-Propanol	-----	2.020	176.561

Table 2: FID 2 B (column DB-ALC2)

Compound	Time (min)	Peak Area
Ethanol	1.376	160.780
n-Propanol	2.471	225.058

Scottsdale Police Department Crime Lab Volatiles Analysis

Sample:	38101KY	Vial:	45
Description:	[REDACTED]	LIMS ID:	[REDACTED]
Method:	ethanol quant.M	Sequence:	27Apr22
Instrument:	US14173023 CN14160045	Injection date:	4/27/2022 2:21:48 PM
Data file:	C:\Chem32\1\Data\27Apr22\45.D	Analyst:	Brooke

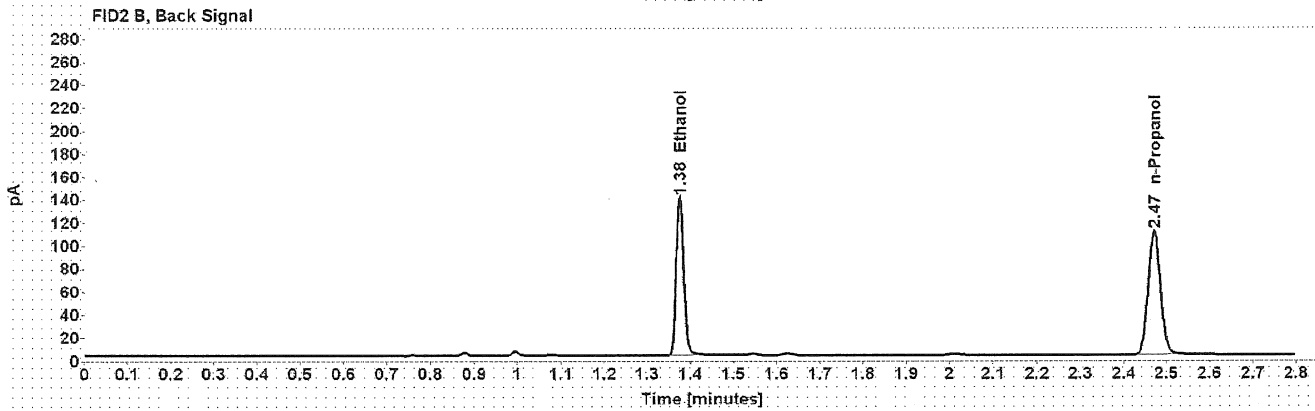
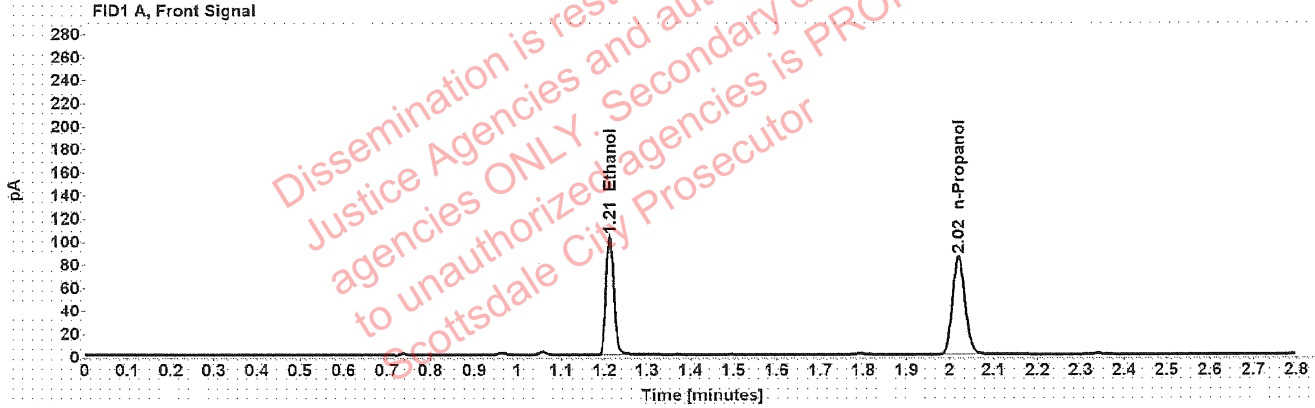


Table 1: FID 1 A (column DB-ALC1)

Compound	Amount (g/100mL)	Time (min)	Peak Area
>Ethanol	0.2122	1.212	130.773
n-Propanol	-----	2.020	169.353

Table 2: FID 2 B (column DB-ALC2)

Compound	Time (min)	Peak Area
Ethanol	1.376	167.182
n-Propanol	2.471	216.643

Scottsdale Police Department Crime Lab Volatiles Analysis

Sample:	38101KY	Vial:	46
Description:	██████████	LIMS ID:	██████████
Method:	ethanol quant.M	Sequence:	27Apr22
Instrument:	US14173023 CN14160045	Injection date:	4/27/2022 2:25:48 PM
Data file:	C:\Chem32\1\Data\27Apr22\46.D	Analyst:	Brooke

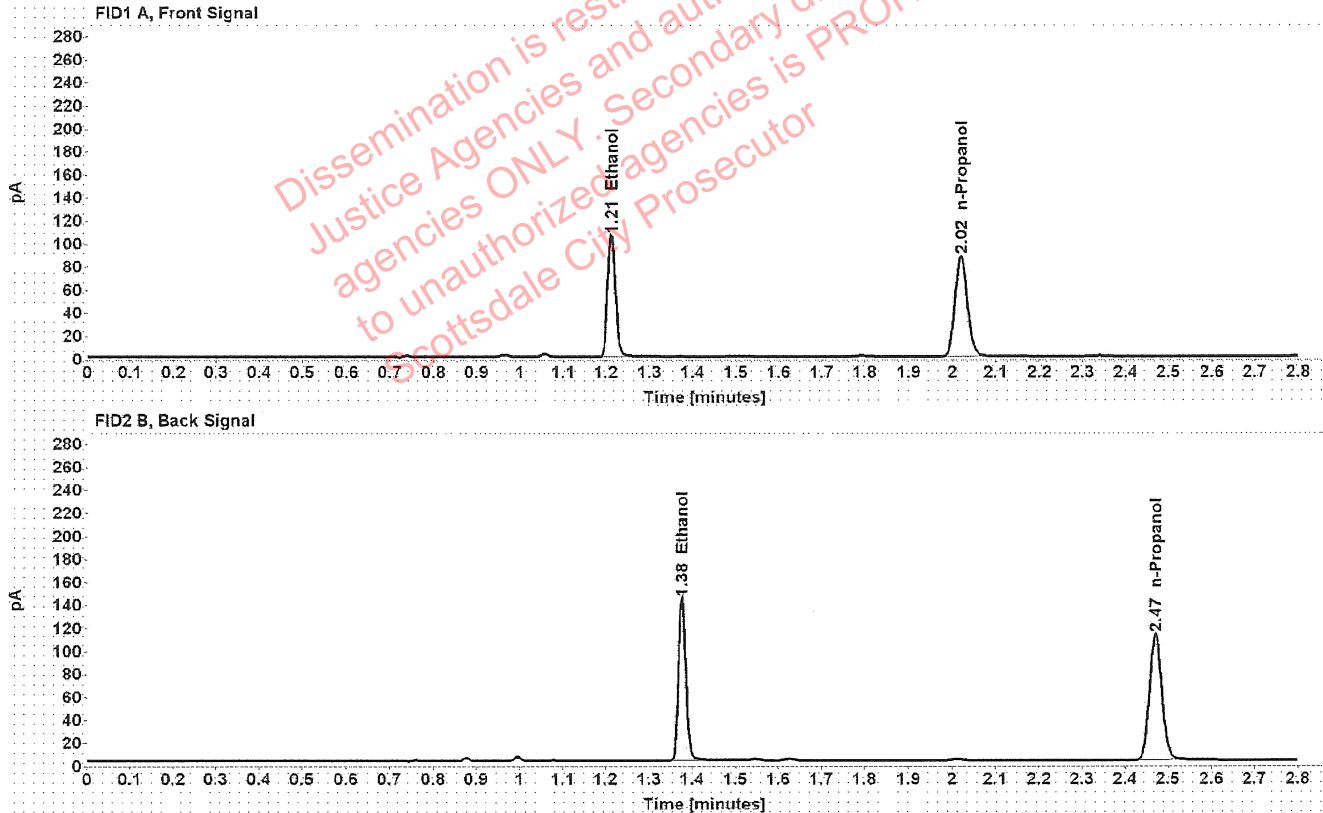


Table 1: FID 1 A (column DB-ALC1)

Compound	Amount (g/100mL)	Time (min)	Peak Area
>Ethanol	0.2139	1.212	134.625
n-Propanol	-----	2.020	172.925

Table 2: FID 2 B (column DB-ALC2)

Compound	Time (min)	Peak Area
Ethanol	1.376	173.645
n-Propanol	2.471	221.155

[REDACTED] : Brooke, Phillip - (29-Apr-2022)

Case: [REDACTED] User: pbrooke 4/29/2022

Scottsdale Police Department Crime Lab Volatiles Analysis

Sample:	1418025	Vial:	47
Description:	[REDACTED]	LIMS ID:	[REDACTED]
Method:	ethanol quant.M	Sequence:	27Apr22
Instrument:	US14173023 CN14160045	Injection date:	4/27/2022 2:29:48 PM
Data file:	C:\Chem32\1\Data\27Apr22\47.D	Analyst:	Brooke

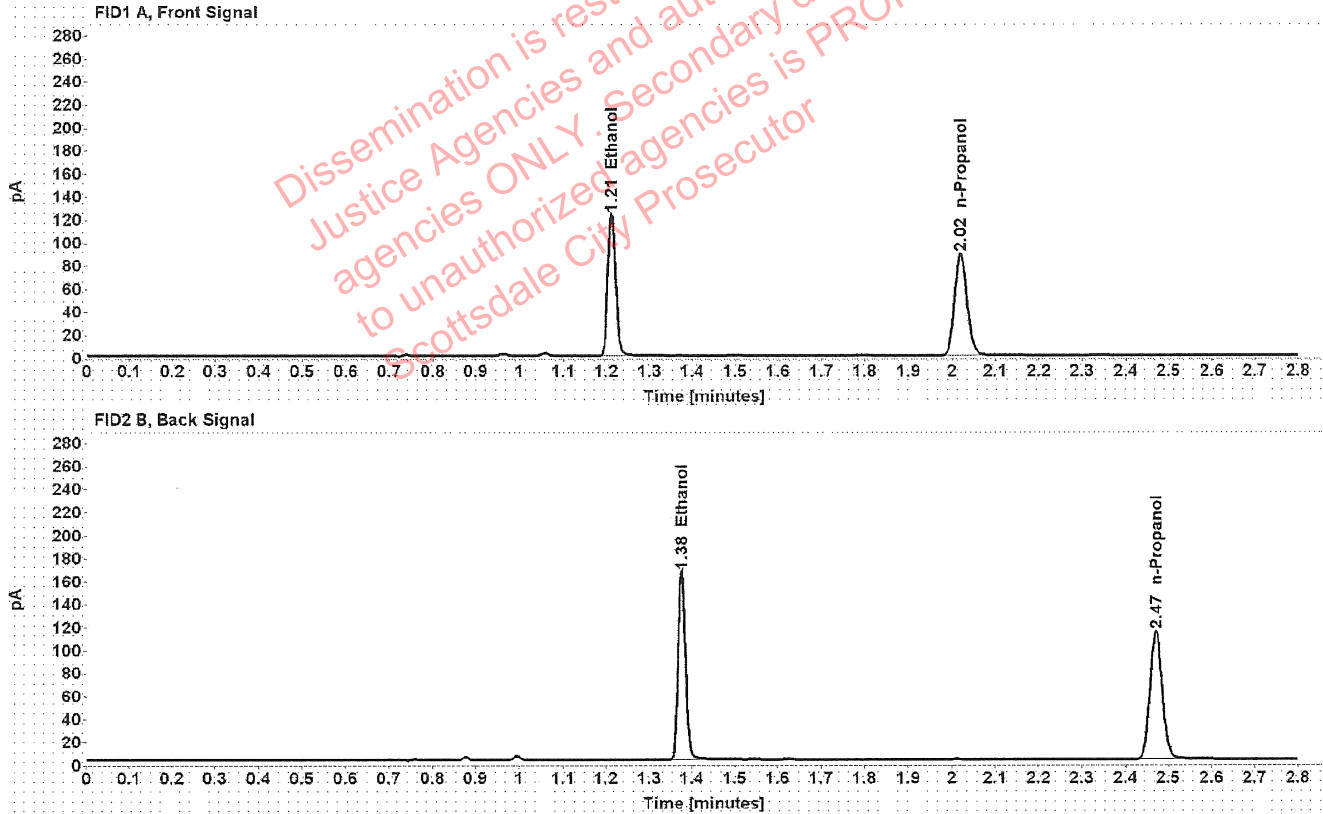


Table 1: FID 1 A (column DB-ALC1)

Compound	Amount (g/100mL)	Time (min)	Peak Area
>Ethanol	0.2442	1.212	156.257
n-Propanol	-----	2.020	175.712

Table 2: FID 2 B (column DB-ALC2)

Compound	Time (min)	Peak Area
Ethanol	1.376	200.142
n-Propanol	2.471	224.368

[REDACTED]: Brooke, Phillip - (29-Apr-2022)

Case: [REDACTED] User: pbrooke 4/29/2022

Scottsdale Police Department Crime Lab Volatiles Analysis

Sample:	1418025	Vial:	48
Description:	[REDACTED]	LIMS ID:	[REDACTED]
Method:	ethanol quant.M	Sequence:	27Apr22
Instrument:	US14173023 CN14160045	Injection date:	4/27/2022 2:33:48 PM
Data file:	C:\Chem32\1\Data\27Apr22\48.D	Analyst:	Brooke

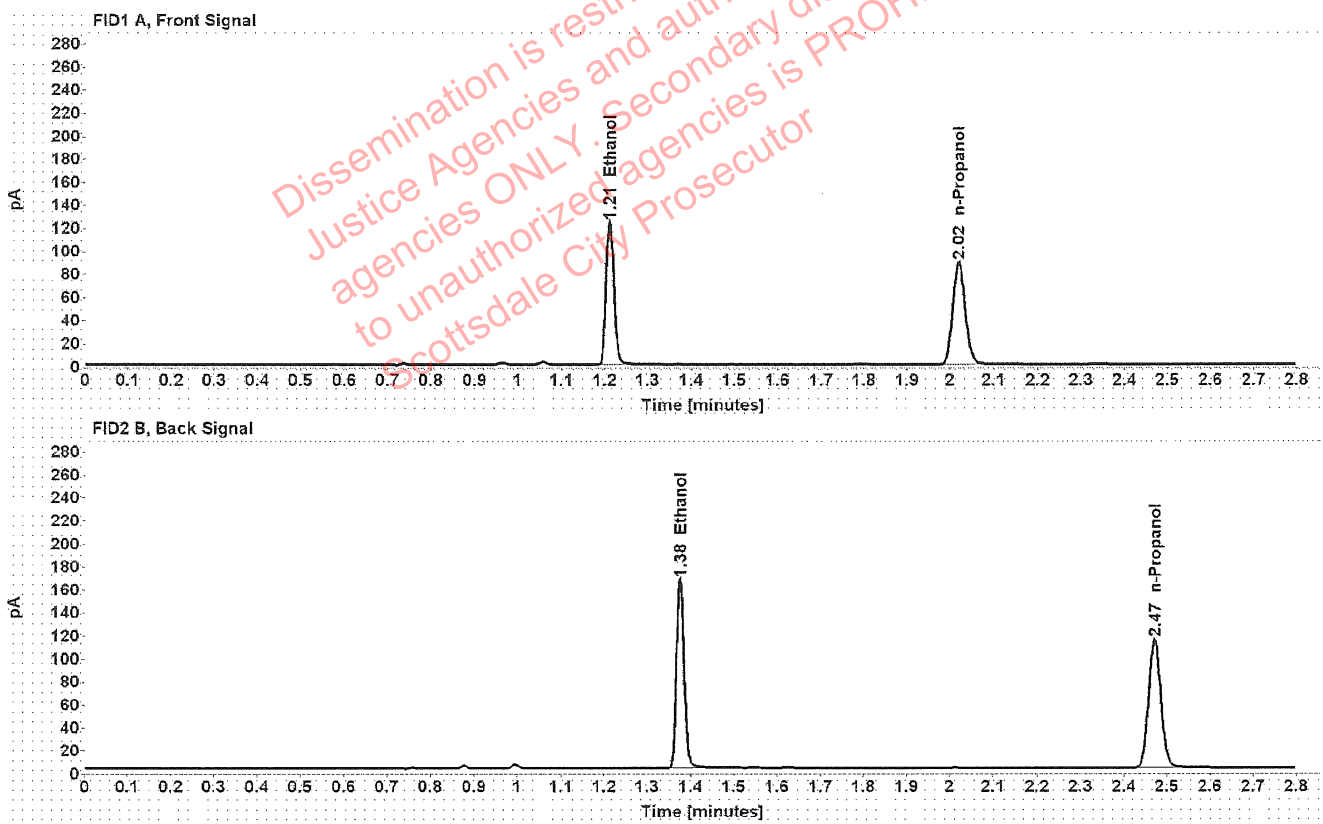


Table 1: FID 1 A (column DB-ALC1)

Compound	Amount (g/100mL)	Time (min)	Peak Area
>Ethanol	0.2442	1.212	156.768
n-Propanol	-----	2.020	176.335

Table 2: FID 2 B (column DB-ALC2)

Compound	Time (min)	Peak Area
Ethanol	1.376	200.796
n-Propanol	2.471	225.202

[REDACTED] : Brooke, Phillip - (29-Apr-2022)

Case: [REDACTED] User: pbrooke 4/29/2022

Scottsdale Police Department Crime Lab Volatiles Analysis

Sample:	1419015	Vial:	49
Description:	[REDACTED]	LIMS ID:	[REDACTED]
Method:	ethanol quant.M	Sequence:	27Apr22
Instrument:	US14173023 CN14160045	Injection date:	4/27/2022 2:38:03 PM
Data file:	C:\Chem32\1\Data\27Apr22\49.D	Analyst:	Brooke

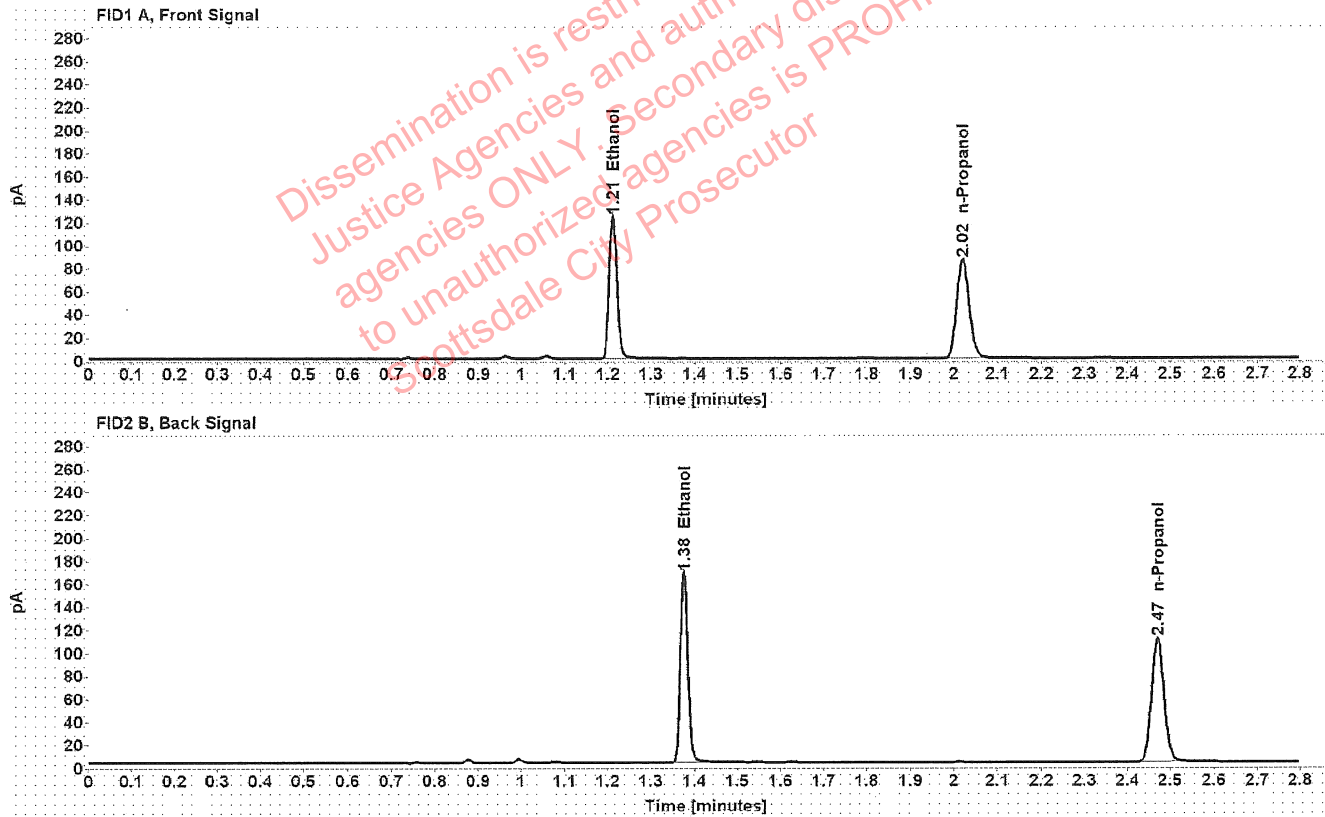


Table 1: FID 1 A (column DB-ALC1)

Compound	Amount (g/100mL)	Time (min)	Peak Area
>Ethanol	0.2534	1.212	157.350
n-Propanol	-----	2.020	170.523

Table 2: FID 2 B (column DB-ALC2)

Compound	Time (min)	Peak Area
Ethanol	1.376	202.540
n-Propanol	2.471	217.296

Scottsdale Police Department Crime Lab Volatiles Analysis

Sample:	1419015	Vial:	50
Description:	[REDACTED]	LIMS ID:	[REDACTED]
Method:	ethanol quant.M	Sequence:	27Apr22
Instrument:	US14173023 CN14160045	Injection date:	4/27/2022 2:42:03 PM
Data file:	C:\Chem32\1\Data\27Apr22\50.D	Analyst:	Brooke

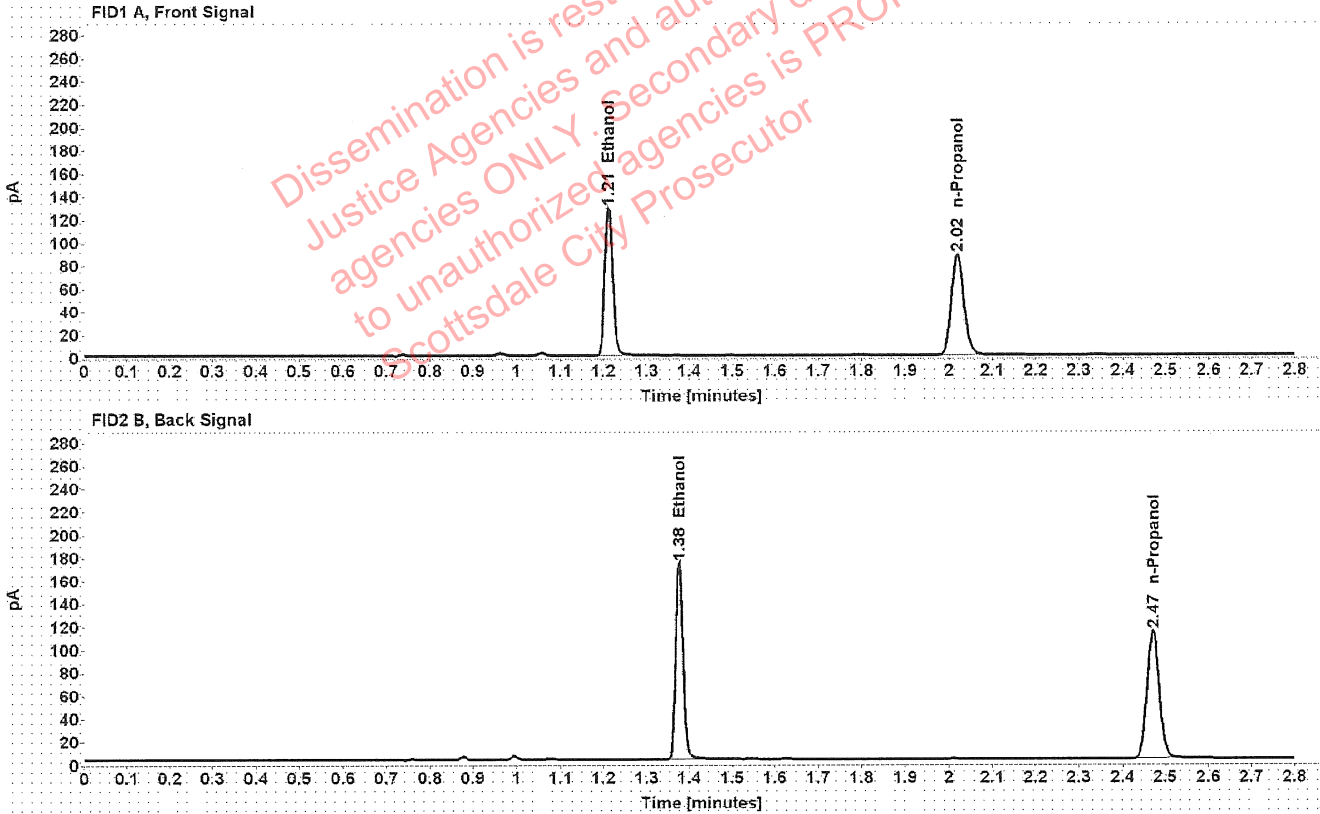


Table 1: FID 1 A (column DB-ALC1)

Compound	Amount (g/100mL)	Time (min)	Peak Area
>Ethanol	0.2560	1.212	162.931
n-Propanol	-----	2.020	174.789

Table 2: FID 2 B (column DB-ALC2)

Compound	Time (min)	Peak Area
Ethanol	1.376	210.019
n-Propanol	2.471	223.032

Scottsdale Police Department Crime Lab Volatiles Analysis

Sample:	1419035	Vial:	51
Description:	[REDACTED]	LIMS ID:	[REDACTED]
Method:	ethanol quant.M	Sequence:	27Apr22
Instrument:	US14173023 CN14160045	Injection date:	4/27/2022 2:46:03 PM
Data file:	C:\Chem32\1\Data\27Apr22\51.D	Analyst:	Brooke

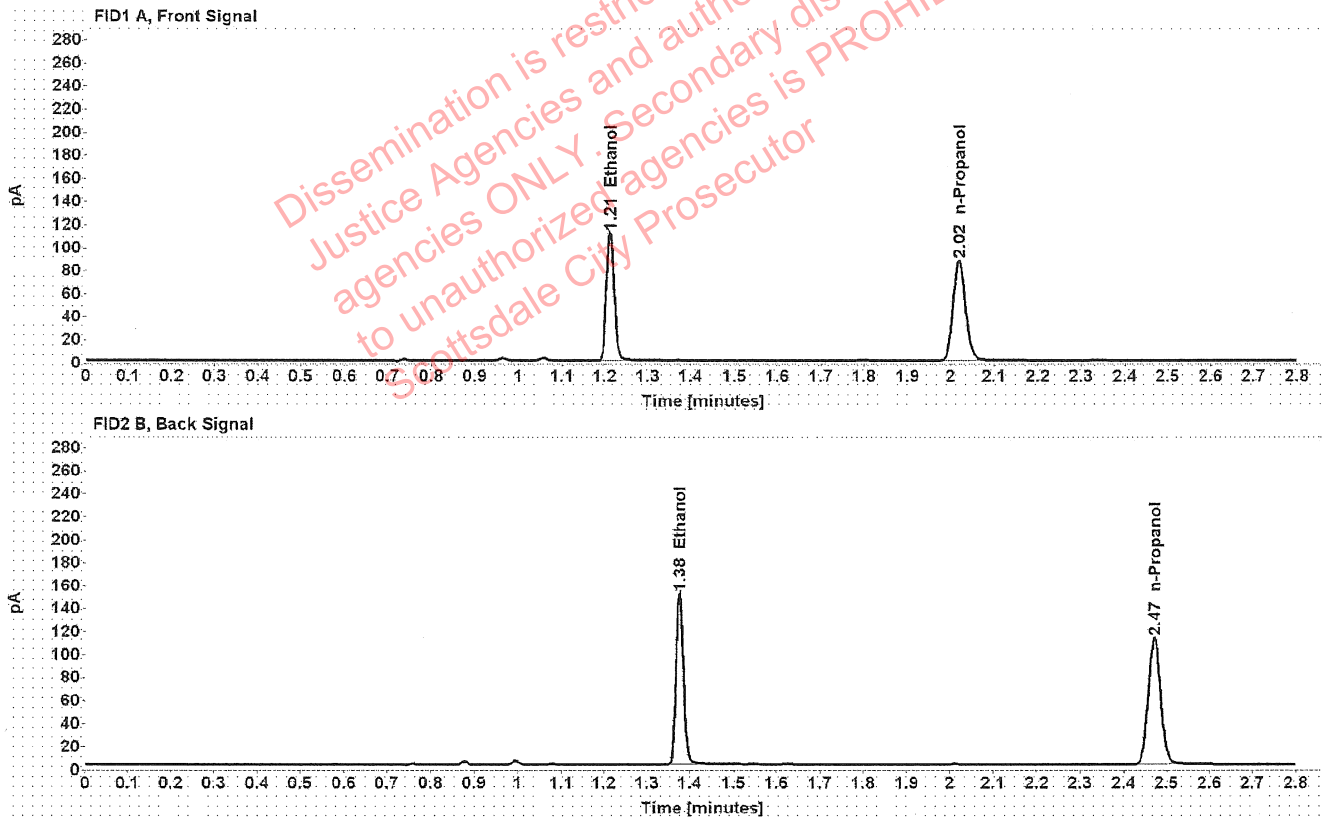


Table 1: FID 1 A (column DB-ALC1)

Compound	Amount (g/100mL)	Time (min)	Peak Area
>Ethanol	0.2245	1.212	141.771
n-Propanol	-----	2.020	173.459

Table 2: FID 2 B (column DB-ALC2)

Compound	Time (min)	Peak Area
Ethanol	1.376	181.676
n-Propanol	2.471	221.110

[REDACTED]: Brooke, Phillip - (29-Apr-2022)

Case: [REDACTED] User: pbrooke 4/29/2022

Scottsdale Police Department Crime Lab Volatiles Analysis

Sample:	1419035	Vial:	52
Description:	[REDACTED]	LIMS ID:	[REDACTED]
Method:	ethanol quant.M	Sequence:	27Apr22
Instrument:	US14173023 CN14160045	Injection date:	4/27/2022 2:50:03 PM
Data file:	C:\Chem32\1\Data\27Apr22\52.D	Analyst:	Brooke

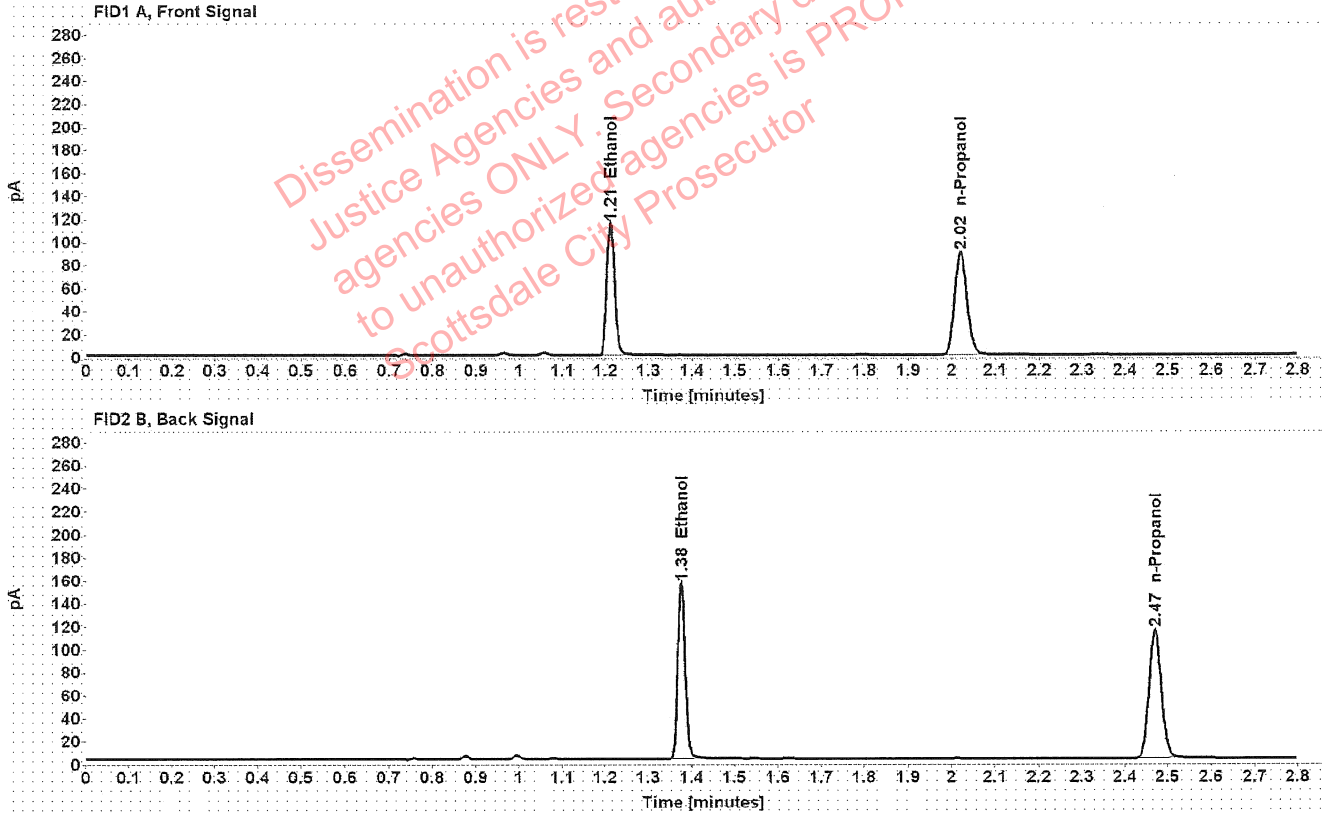


Table 1: FID 1 A (column DB-ALC1)

Compound	Amount (g/100mL)	Time (min)	Peak Area
>Ethanol	0.2260	1.212	146.103
n-Propanol	-----	2.020	177.622

Table 2: FID 2 B (column DB-ALC2)

Compound	Time (min)	Peak Area
Ethanol	1.376	186.819
n-Propanol	2.471	226.479

Scottsdale Police Department Crime Lab Volatiles Analysis

Sample:	1419012	Vial:	54
Description:	██████████	LIMS ID:	██████████
Method:	ethanol quant.M	Sequence:	27Apr22
Instrument:	US14173023 CN14160045	Injection date:	4/27/2022 2:58:03 PM
Data file:	C:\Chem32\1\Data\27Apr22\54.D	Analyst:	Brooke

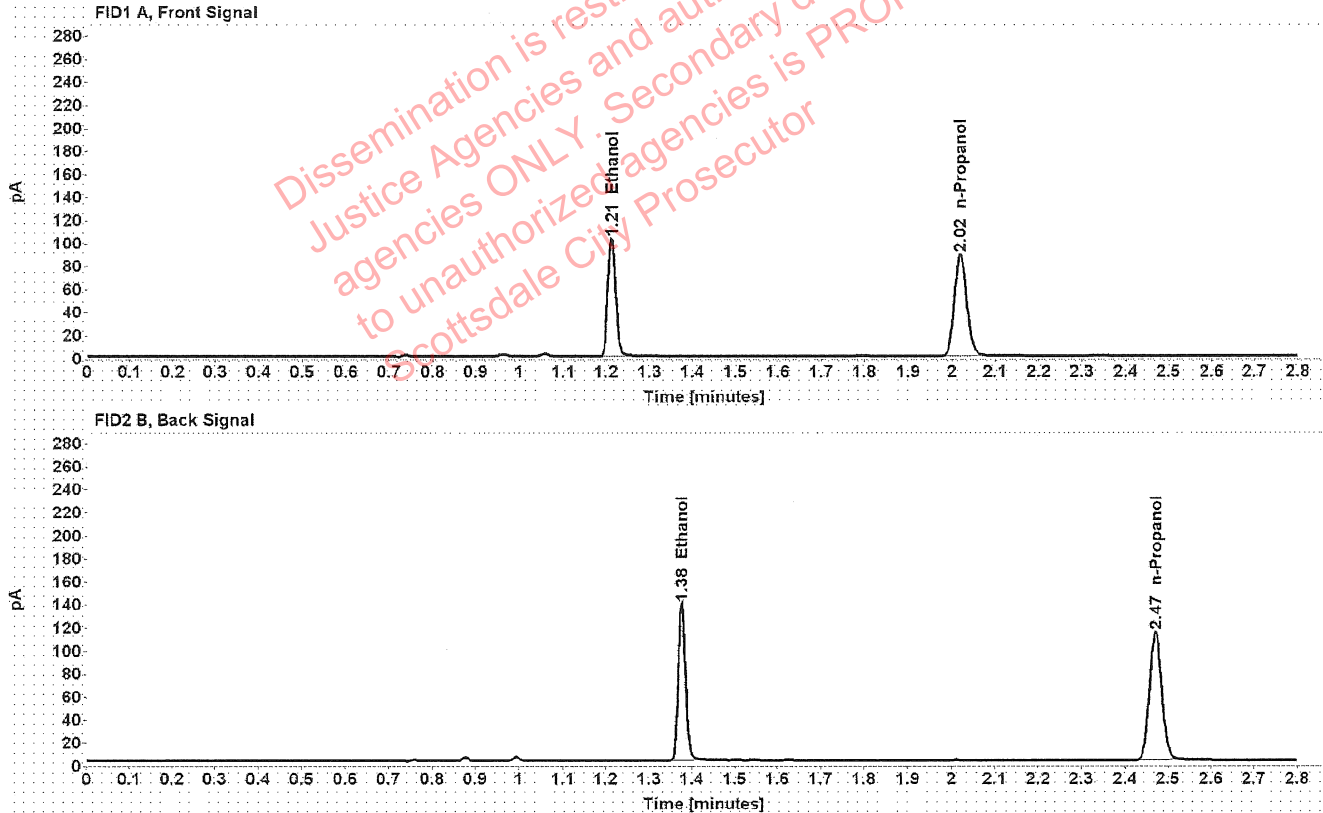


Table 1: FID 1 A (column DB-ALC1)

Compound	Amount (g/100mL)	Time (min)	Peak Area
>Ethanol	0.2032	1.212	130.171
n-Propanol	-----	2.020	176.039

Table 2: FID 2 B (column DB-ALC2)

Compound	Time (min)	Peak Area
Ethanol	1.376	166.164
n-Propanol	2.471	224.736

[REDACTED] : Brooke, Phillip - (29-Apr-2022)

Case: [REDACTED] User: pbrooke 4/29/2022

Scottsdale Police Department Crime Lab Volatiles Analysis

Sample:	1419012	Vial:	55
Description:	[REDACTED]	LIMS ID:	[REDACTED]
Method:	ethanol quant.M	Sequence:	27Apr22
Instrument:	US14173023 CN14160045	Injection date:	4/27/2022 3:02:18 PM
Data file:	C:\Chem32\1\Data\27Apr22\55.D	Analyst:	Brooke

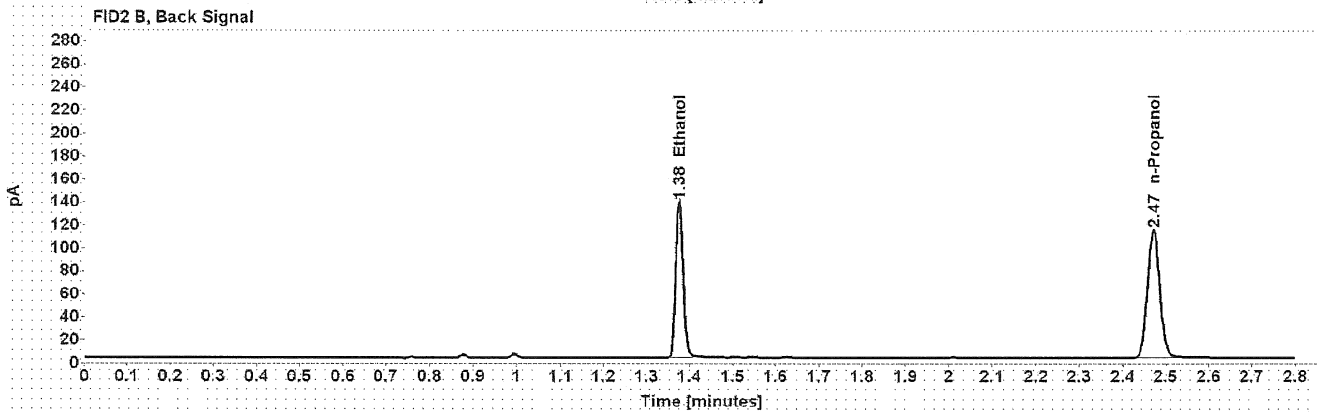
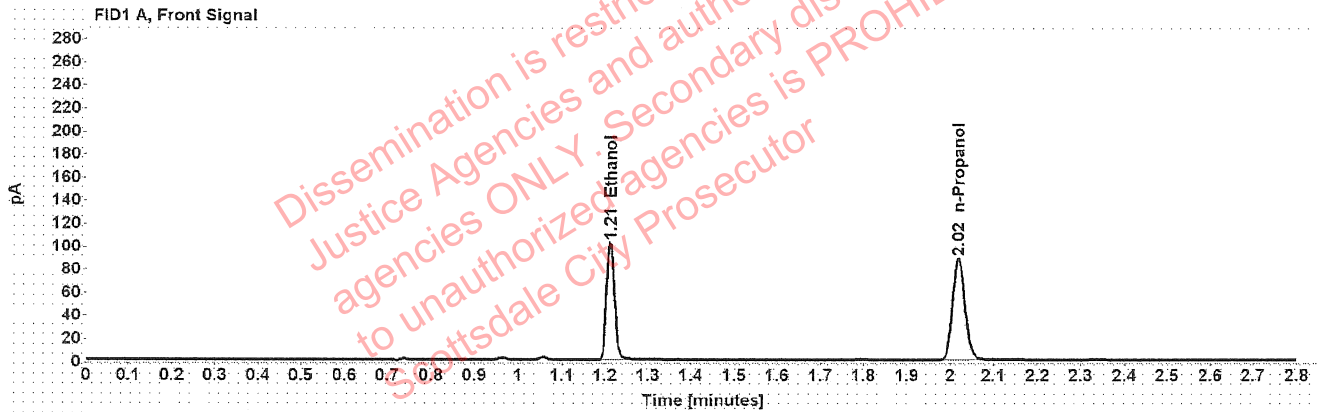


Table 1: FID 1 A (column DB-ALC1)

Compound	Amount (g/100mL)	Time (min)	Peak Area
>Ethanol	0.2031	1.212	129.750
n-Propanol	-----	2.020	175.607

Table 2: FID 2 B (column DB-ALC2)

Compound	Time (min)	Peak Area
Ethanol	1.376	165.722
n-Propanol	2.471	224.243

[REDACTED]: Brooke, Phillip - (29-Apr-2022)

Case: [REDACTED] User: pbrooke 4/29/2022

Scottsdale Police Department Crime Lab Volatiles Analysis

Sample:	1418892	Vial:	56
Description:	[REDACTED]	LIMS ID:	[REDACTED]
Method:	ethanol quant.M	Sequence:	27Apr22
Instrument:	US14173023 CN14160045	Injection date:	4/27/2022 3:06:18 PM
Data file:	C:\Chem32\1\Data\27Apr22\56.D	Analyst:	Brooke

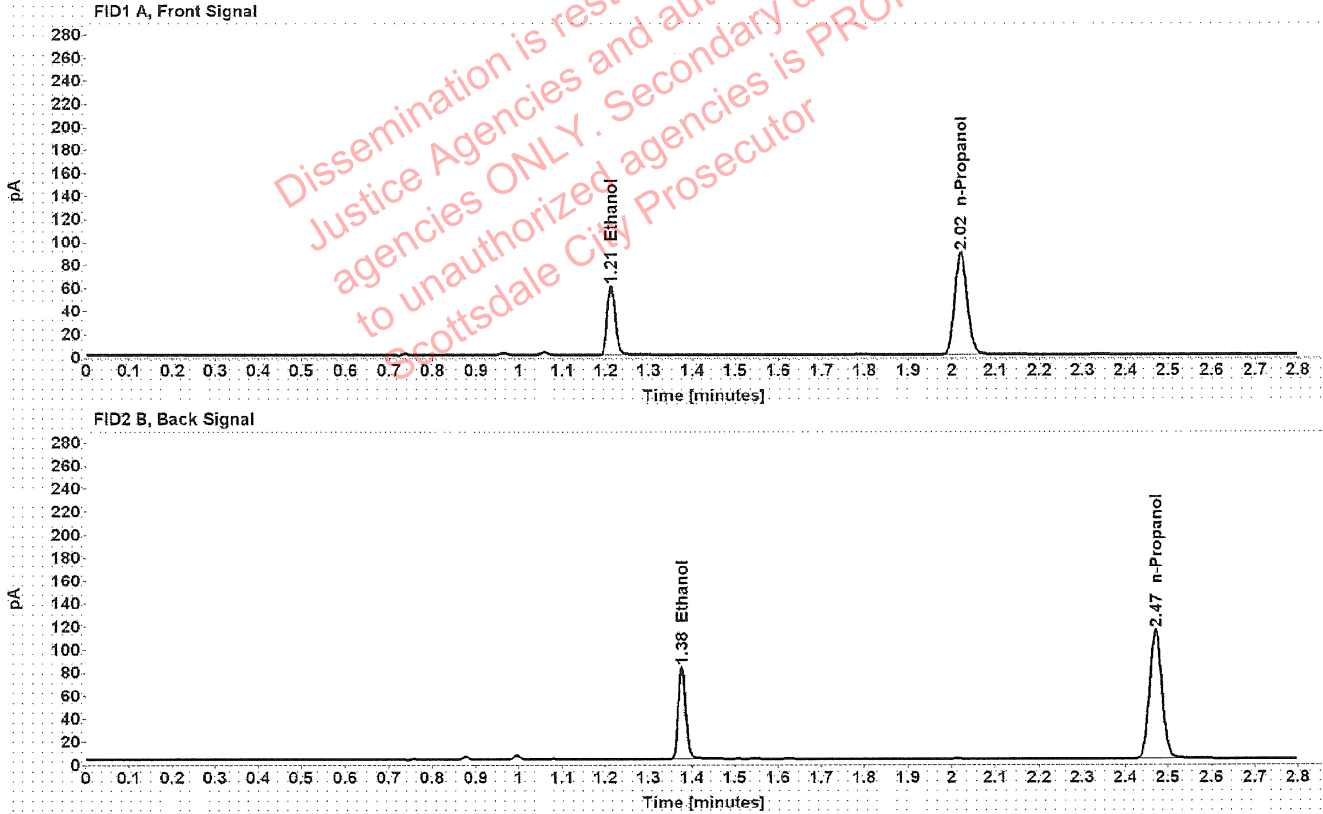


Table 1: FID 1 A (column DB-ALC1)

Compound	Amount (g/100mL)	Time (min)	Peak Area
>Ethanol	0.1192	1.213	76.408
n-Propanol	-----	2.020	176.598

Table 2: FID 2 B (column DB-ALC2)

Compound	Time (min)	Peak Area
Ethanol	1.376	97.577
n-Propanol	2.471	225.530

Scottsdale Police Department Crime Lab Volatiles Analysis

Sample:	1418892	Vial:	57
Description:	[REDACTED]	LIMS ID:	[REDACTED]
Method:	ethanol quant.M	Sequence:	27Apr22
Instrument:	US14173023 CN14160045	Injection date:	4/27/2022 3:10:19 PM
Data file:	C:\Chem32\1\Data\27Apr22\57.D	Analyst:	Brooke

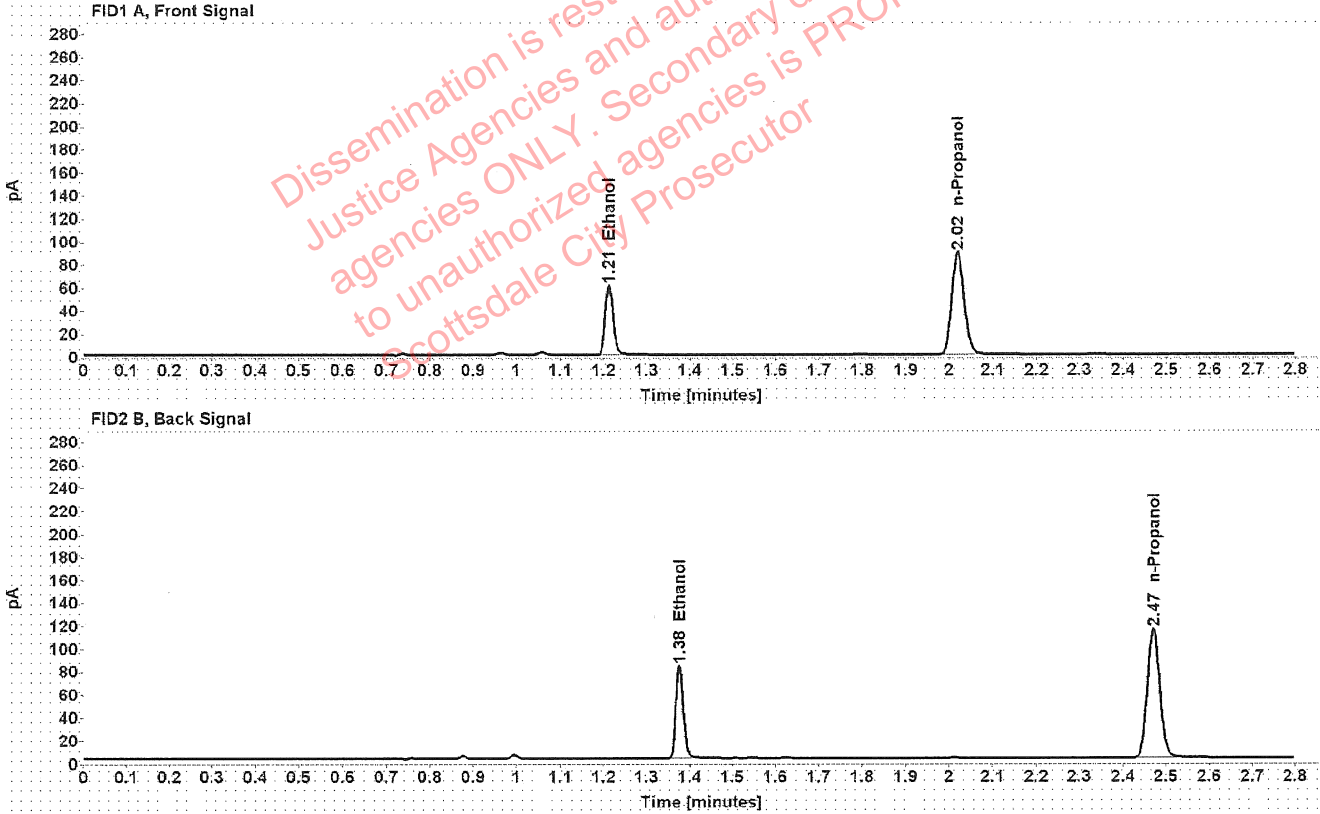


Table 1: FID 1 A (column DB-ALC1)

Compound	Amount (g/100mL)	Time (min)	Peak Area
>Ethanol	0.1198	1.213	76.997
n-Propanol	-----	2.020	177.055

Table 2: FID 2 B (column DB-ALC2)

Compound	Time (min)	Peak Area
Ethanol	1.376	98.147
n-Propanol	2.471	226.095

[REDACTED]: Brooke, Phillip - (29-Apr-2022)

Case: [REDACTED] User: pbrooke 4/29/2022

Scottsdale Police Department Crime Lab Volatiles Analysis

Sample:	1418751	Vial:	58
Description:	[REDACTED]	LIMS ID:	[REDACTED]
Method:	ethanol quant.M	Sequence:	27Apr22
Instrument:	US14173023 CN14160045	Injection date:	4/27/2022 3:14:18 PM
Data file:	C:\Chem32\1\Data\27Apr22\58.D	Analyst:	Brooke

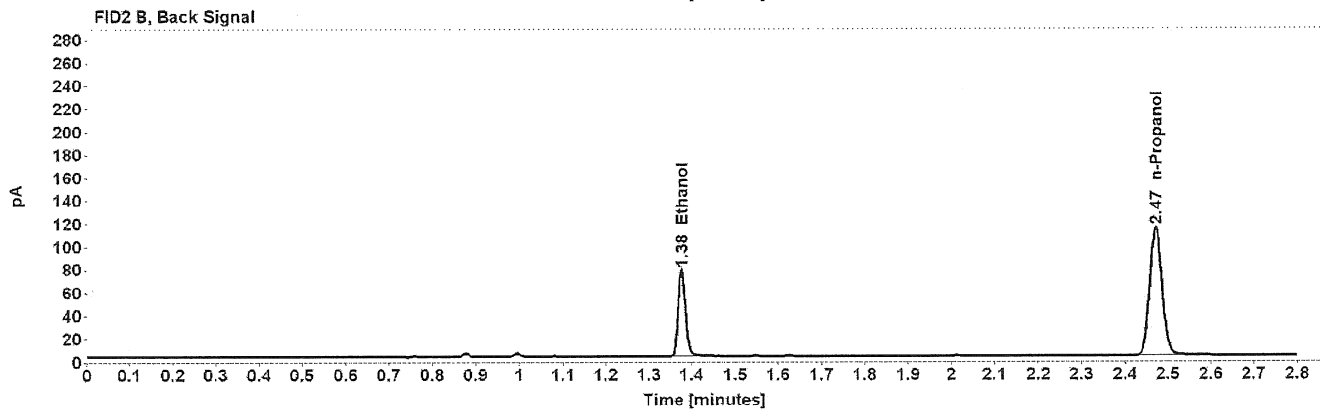
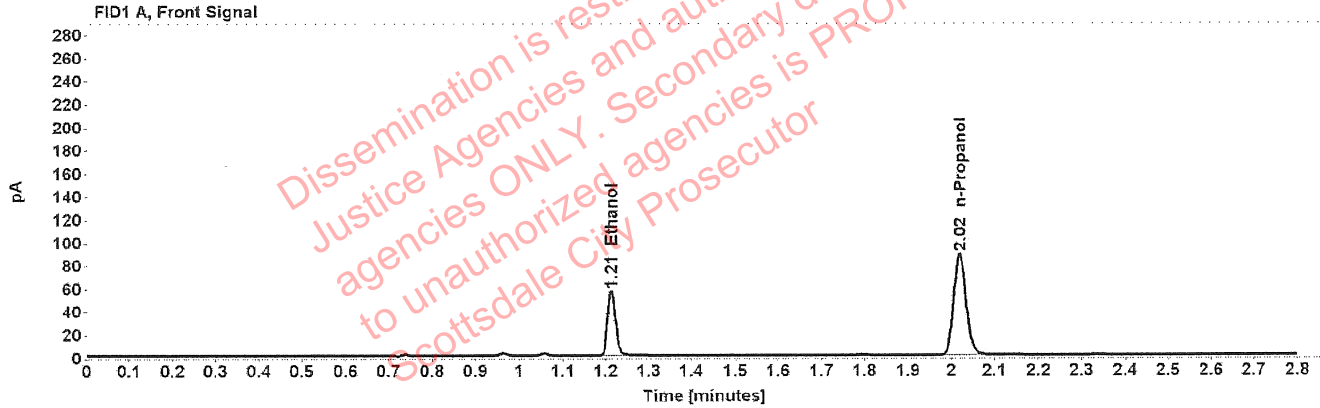


Table 1: FID 1 A (column DB-ALC1)

Compound	Amount (g/100mL)	Time (min)	Peak Area
>Ethanol	0.1129	1.213	71.797
n-Propanol	-----	2.020	175.327

Table 2: FID 2 B (column DB-ALC2)

Compound	Time (min)	Peak Area
Ethanol	1.377	91.514
n-Propanol	2.471	223.922

Scottsdale Police Department Crime Lab Volatiles Analysis

Sample:	1418751	Vial:	59
Description:	[REDACTED]	LIMS ID:	[REDACTED]
Method:	ethanol quant.M	Sequence:	27Apr22
Instrument:	US14173023 CN14160045	Injection date:	4/27/2022 3:18:18 PM
Data file:	C:\Chem32\1\Data\27Apr22\59.D	Analyst:	Brooke

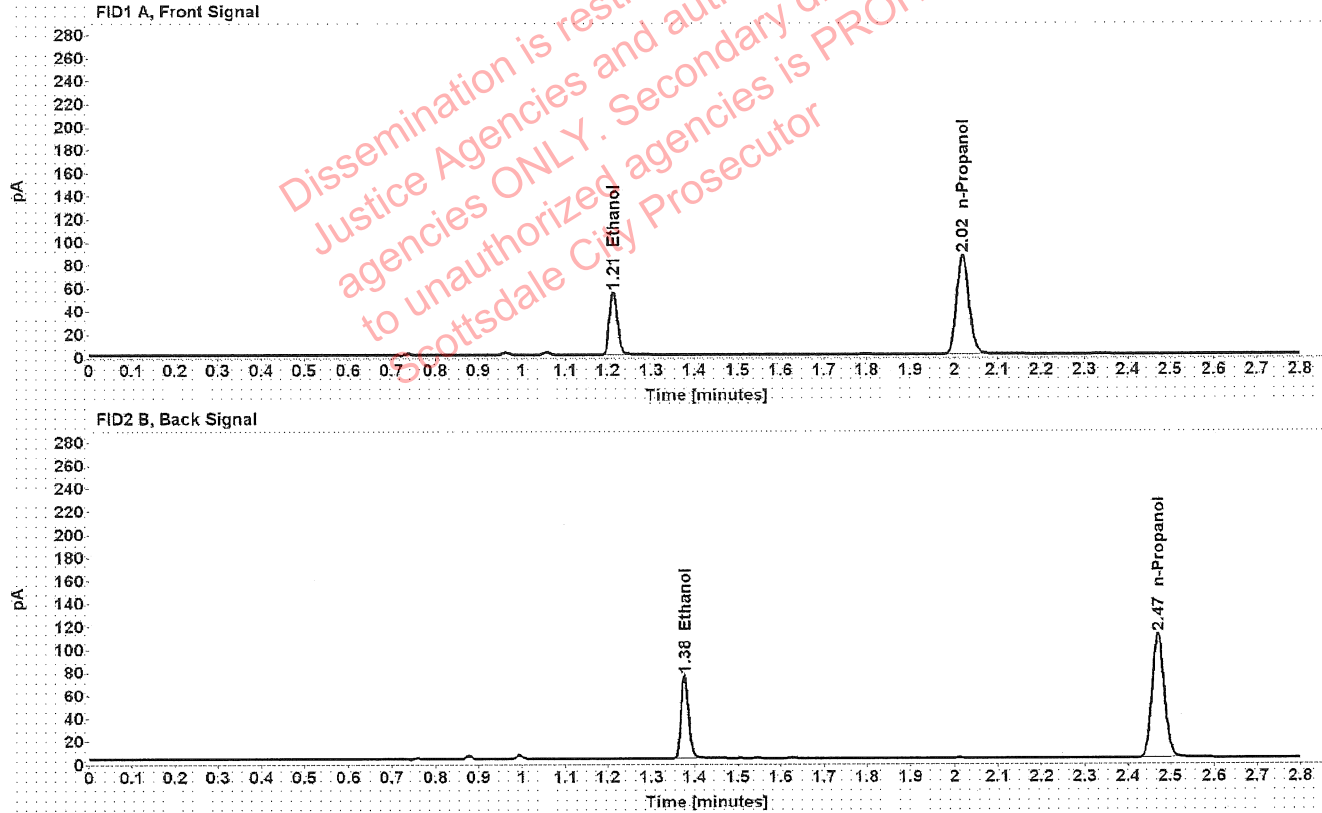


Table 1: FID 1 A (column DB-ALC1)

Compound	Amount (g/100mL)	Time (min)	Peak Area
>Ethanol	0.1118	1.213	69.324
n-Propanol	-----	2.020	170.923

Table 2: FID 2 B (column DB-ALC2)

Compound	Time (min)	Peak Area
Ethanol	1.377	88.330
n-Propanol	2.471	218.141

Scottsdale Police Department Crime Lab Volatiles Analysis

Sample:	1418749	Vial:	60
Description:	[REDACTED]	LIMS ID:	[REDACTED]
Method:	ethanol quant.M	Sequence:	27Apr22
Instrument:	US14173023 CN14160045	Injection date:	4/27/2022 3:22:18 PM
Data file:	C:\Chem32\1\Data\27Apr22\60.D	Analyst:	Brooke

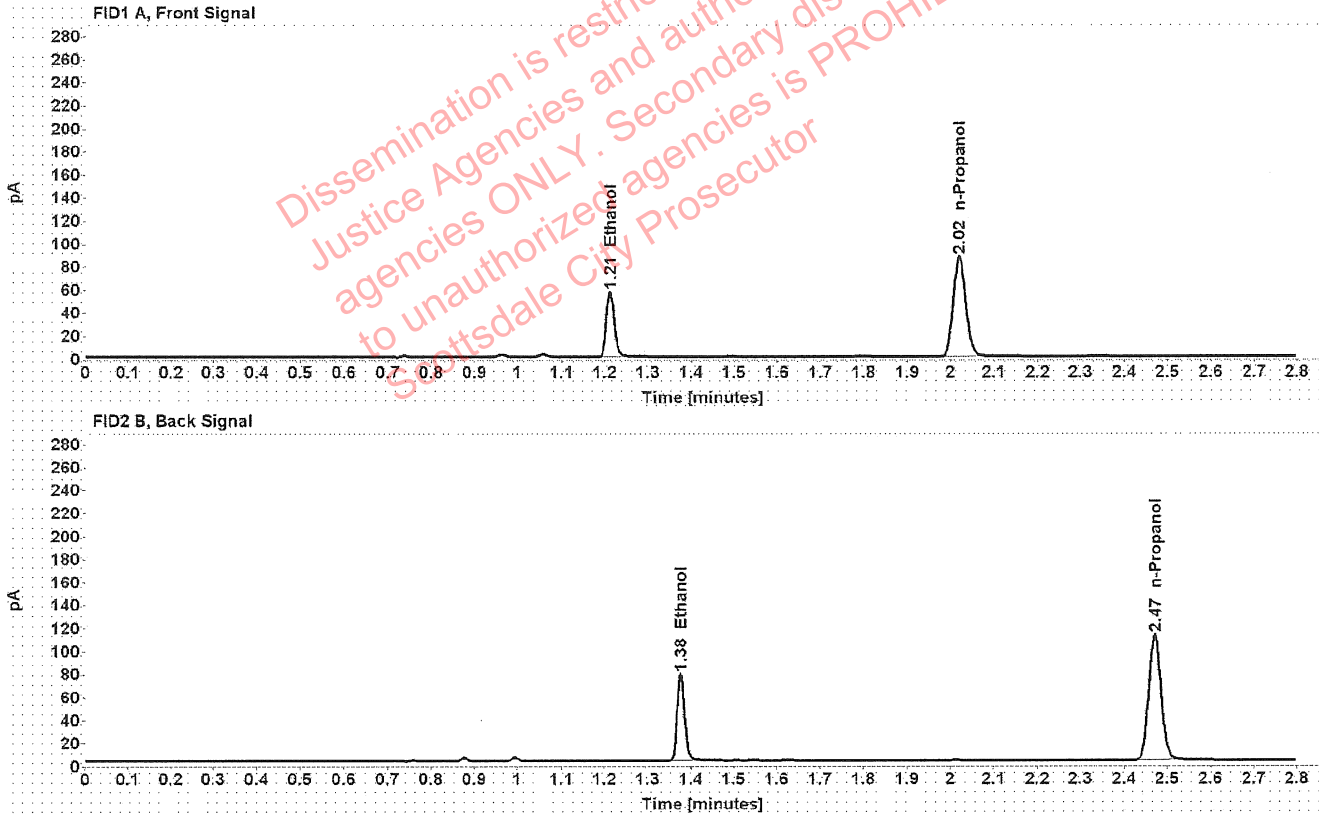


Table 1: FID 1 A (column DB-ALC1)

Compound	Amount (g/100mL)	Time (min)	Peak Area
>Ethanol	0.1152	1.213	72.187
n-Propanol	-----	2.020	172.648

Table 2: FID 2 B (column DB-ALC2)

Compound	Time (min)	Peak Area
Ethanol	1.377	92.113
n-Propanol	2.471	220.375

Scottsdale Police Department Crime Lab Volatiles Analysis

Sample:	1418749	Vial:	61
Description:	[REDACTED]	LIMS ID:	[REDACTED]
Method:	ethanol quant.M	Sequence:	27Apr22
Instrument:	US14173023 CN14160045	Injection date:	4/27/2022 3:26:33 PM
Data file:	C:\Chem32\1\Data\27Apr22\61.D	Analyst:	Brooke

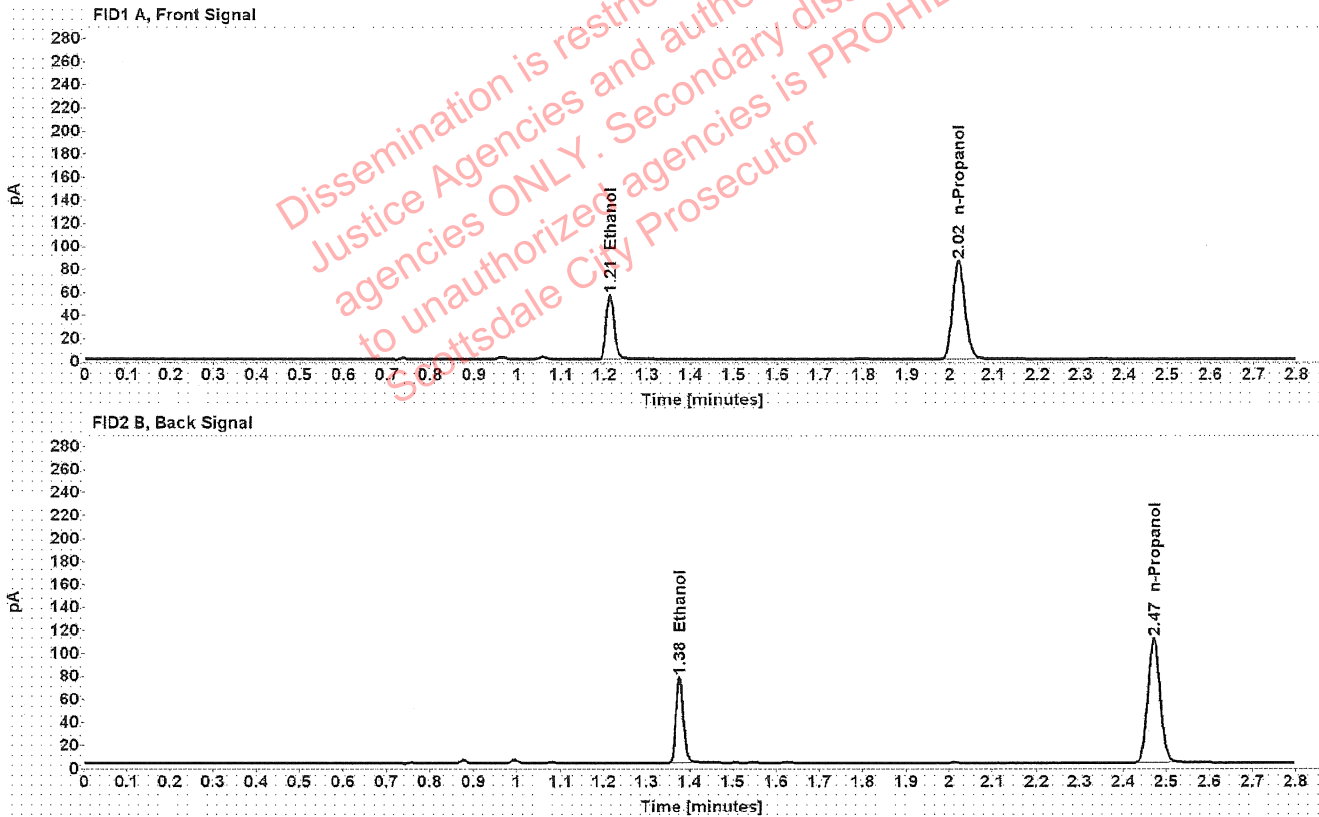


Table 1: FID 1 A (column DB-ALC1)

Compound	Amount (g/100mL)	Time (min)	Peak Area
>Ethanol	0.1150	1.213	71.178
n-Propanol	-----	2.020	170.638

Table 2: FID 2 B (column DB-ALC2)

Compound	Time (min)	Peak Area
Ethanol	1.377	90.733
n-Propanol	2.471	217.769

[Redacted]: Brooke, Phillip - (29-Apr-2022)

Case: [Redacted] User: pbrooke 4/29/2022

Scottsdale Police Department Crime Lab Volatiles Analysis

Sample:	1419989	Vial:	62
Description:	[Redacted]	LIMS ID:	[Redacted]
Method:	ethanol quant.M	Sequence:	27Apr22
Instrument:	US14173023 CN14160045	Injection date:	4/27/2022 3:30:33 PM
Data file:	C:\Chem32\1\Data\27Apr22\62.D	Analyst:	Brooke

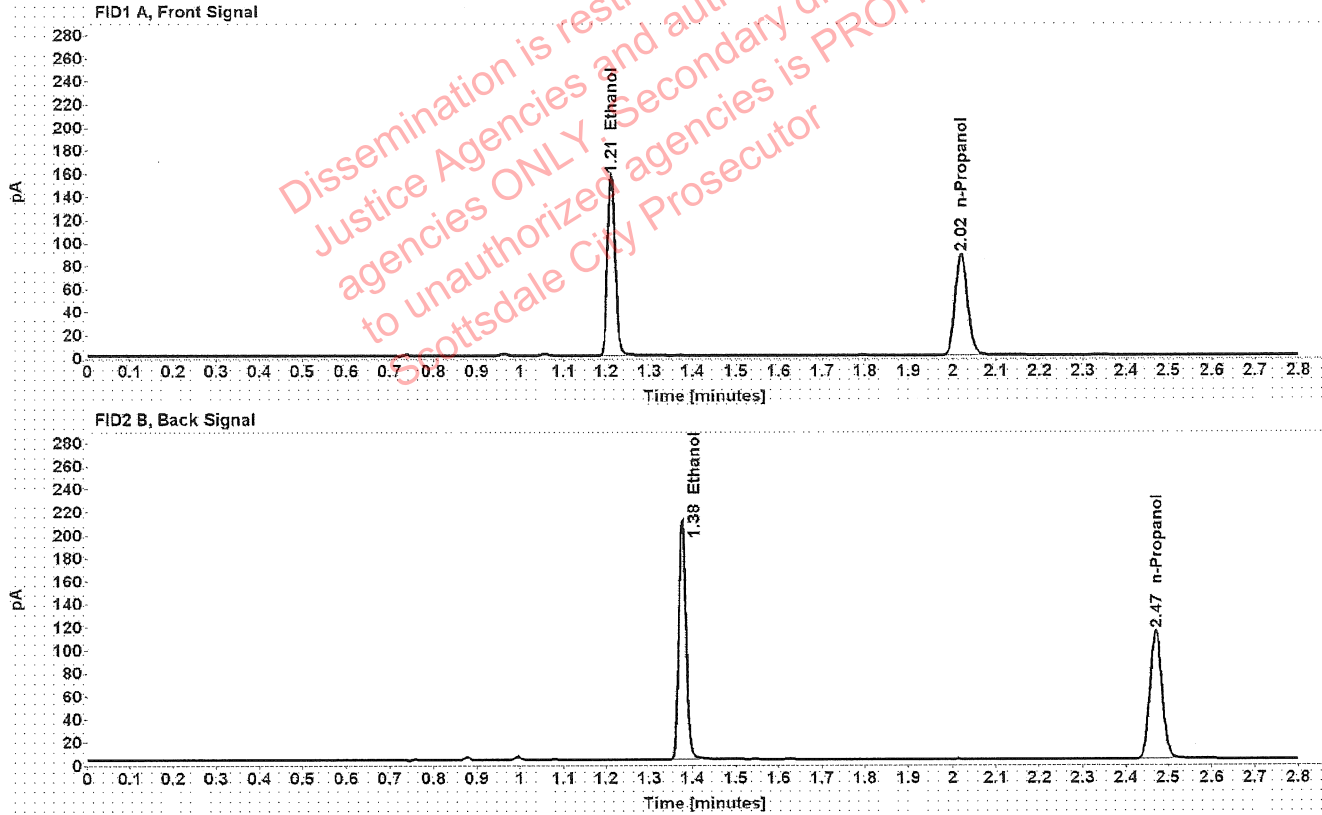


Table 1: FID 1 A (column DB-ALC1)

Compound	Amount (g/100mL)	Time (min)	Peak Area
>Ethanol	0.3104	1.212	198.502
n-Propanol	-----	2.020	175.555

Table 2: FID 2 B (column DB-ALC2)

Compound	Time (min)	Peak Area
Ethanol	1.376	254.002
n-Propanol	2.471	223.659

[REDACTED]: Brooke, Phillip - (29-Apr-2022)

Case: [REDACTED] User: pbrooke 4/29/2022

Scottsdale Police Department Crime Lab Volatiles Analysis

Sample:	1419989	Vial:	63
Description:	[REDACTED]	LIMS ID:	[REDACTED]
Method:	ethanol quant.M	Sequence:	27Apr22
Instrument:	US14173023 CN14160045	Injection date:	4/27/2022 3:34:33 PM
Data file:	C:\Chem32\1\Data\27Apr22\63.D	Analyst:	Brooke

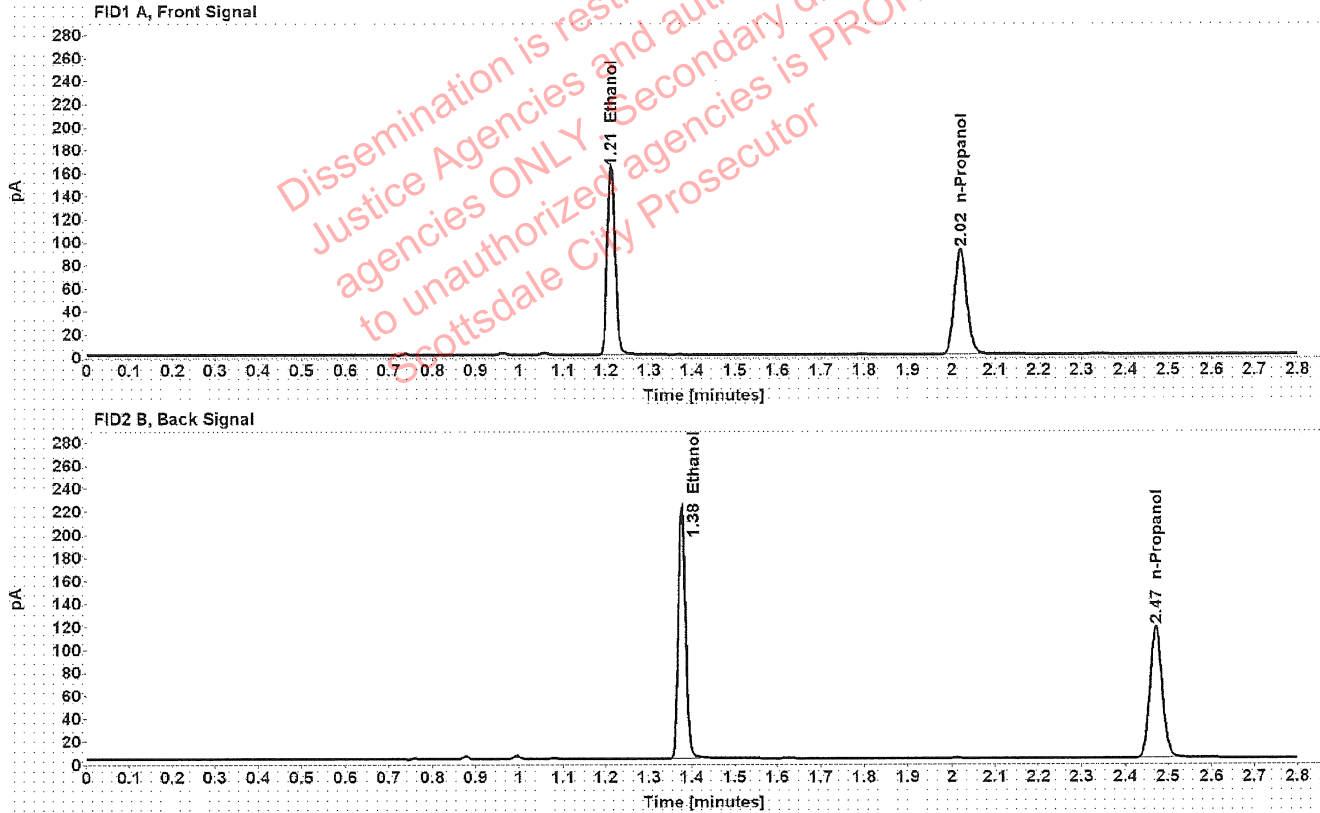


Table 1: FID 1 A (column DB-ALC1)

Compound	Amount (g/100mL)	Time (min)	Peak Area
>Ethanol	0.3133	1.212	207.438
n-Propanol	-----	2.020	181.731

Table 2: FID 2 B (column DB-ALC2)

Compound	Time (min)	Peak Area
Ethanol	1.376	265.597
n-Propanol	2.471	231.946