

# SCOTTSDALE POLICE DEPARTMENT CRIME LABORATORY BLOOD ALCOHOL FACE SHEET

ANALYSIS DATE 10/28/2020 SEQUENCE NAME 28Oct20

**EQUIPMENT**

Pipettor  Hamilton ML600EH7497  Hamilton ML600GJ10749  
 Gas Chromatograph  Agilent US14173023

**INSTRUMENT CALIBRATION**

Vial 1 0.02 calibrator Lot FN06141806 Coefficient of determination (r<sup>2</sup>)  
 Vial 2 0.10 calibrator Lot FN05311902 0.99995  
 Vial 3 0.20 calibrator Lot FN05101903  
 Vial 4 0.40 calibrator Lot FN10051906

**CALIBRATION VERIFICATION AND RESOLUTION TEST**

Vial	Sample	Expected result	Measured result	Manufacturer/lot
5	Blank	Not detected	Not detected	SPD lab 071420AQ
6	Volatiles mixture	6 compounds	6 compounds	SPD lab 070819MIX
7	Aqueous control	0.400 g/dL	0.402 g/dL	Lipomed 11092018-A
8	Aqueous control	0.040 g/dL	0.041 g/dL	Lipomed 14082019-B
9	Blood control	0.198 g/dL	0.199 g/dL	ACQ 407041529/13
20	Aqueous control	0.080 g/dL	0.080 g/dL	Lipomed 03102016-A/1
31	Aqueous control	0.080 g/dL	0.080 g/dL	Lipomed 03102016-A/1
42	Blood control	0.198 g/dL	0.200 g/dL	ACQ 407041529/13
53	Aqueous control	0.400 g/dL	0.405 g/dL	Lipomed 11092018-A
54	Aqueous control	0.040 g/dL	0.041 g/dL	Lipomed 14082019-B
55	Blood control	0.198 g/dL	0.199 g/dL	ACQ 407041529/13
56	Blank	Not detected	Not detected	SPD lab 040919WB

**SUBJECT SAMPLES**

Subjects in the sequence 20 Subjects requiring reanalysis 0

ADDITIONAL NOTES: All testing proceeded as expected.

Run valid  Run invalid  [Signature] Analyst  
 Run valid  Run invalid  [Signature] Technical Reviewer

# Scottsdale Police Department Crime Laboratory Sequence Quality Assurance Summary

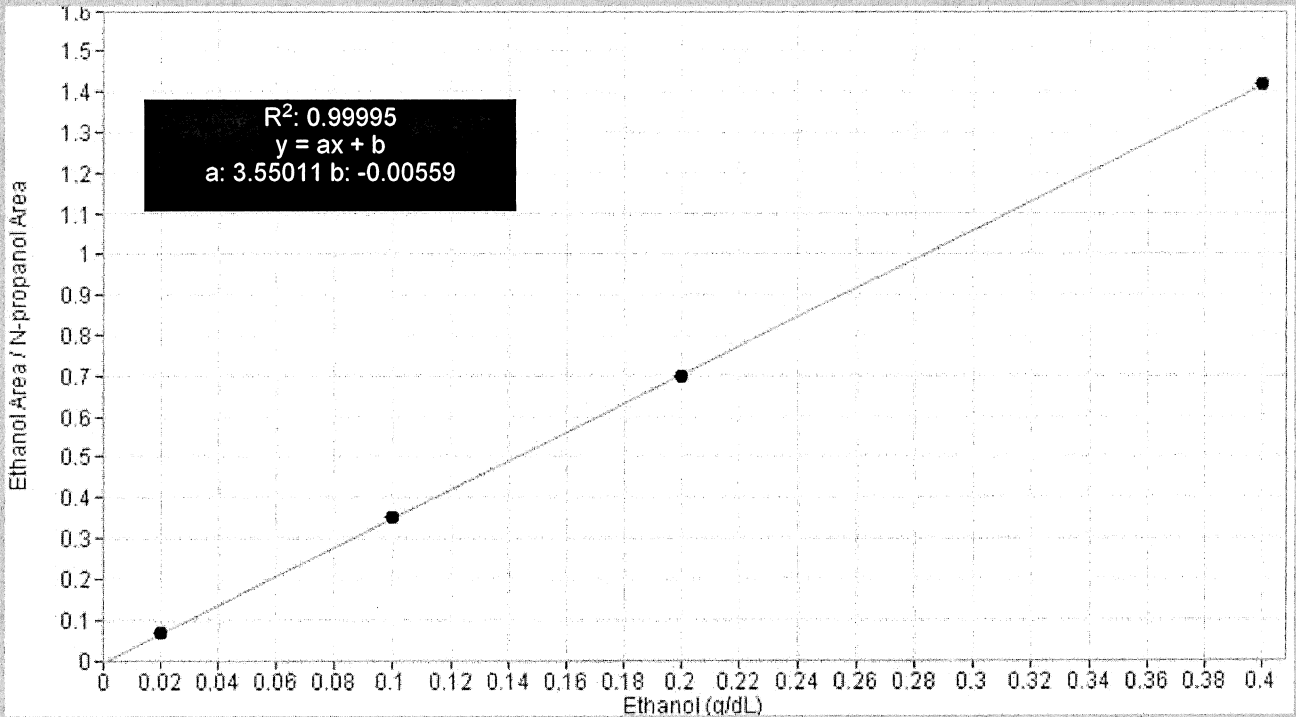
SEQUENCE NAME: 28Oct20

ANALYST: Abbott *AB*

Sample Name	Vial	Measured Value (g/dL)	Expected Value (g/dL)	Percent Difference	Absolute Difference (g/dL)
blank 071420AQ	5	negative	negative	-	-
0.400 11092018-A	7	0.402	0.400	0.50	0.002
0.040 14082019-B	8	0.041	0.040	2.50	0.001
0.198 407041529/13	9	0.199	0.198	0.51	0.001
0.080 03102016-A/1	20	0.080	0.080	0.00	0.000
0.080 03102016-A/1	31	0.080	0.080	0.00	0.000
0.198 407041529/13	42	0.200	0.198	1.01	0.002
0.400 11092018-A	53	0.405	0.400	1.25	0.005
0.040 14082019-B	54	0.041	0.040	2.50	0.001
0.198 407041529/13	55	0.199	0.198	0.51	0.001
blank 040919WB	56	negative	negative	-	-

Calibrator	Ethanol Area	N-propanol Area	Ratio
0.020	12.026	176.218	0.068
0.100	61.229	175.070	0.350
0.200	122.489	175.341	0.699
0.400	247.494	174.641	1.417

### Calibration Line



# Scottsdale Police Department Crime Lab Volatiles Analysis

<b>Sample:</b> FN06141806	<b>Vial:</b> 1
<b>Description:</b> 0.020 calibrator	<b>Sequence:</b> 28Oct20
<b>Method:</b> ethanol quant.M	<b>Injection date:</b> 10/28/2020 12:39:56 PM
<b>Instrument:</b> US14173023 CN14160045	<b>Analyst:</b> Abbott <i>ph</i>
<b>Data file:</b> C:\Chem32\1\Data\28Oct20\1.D	

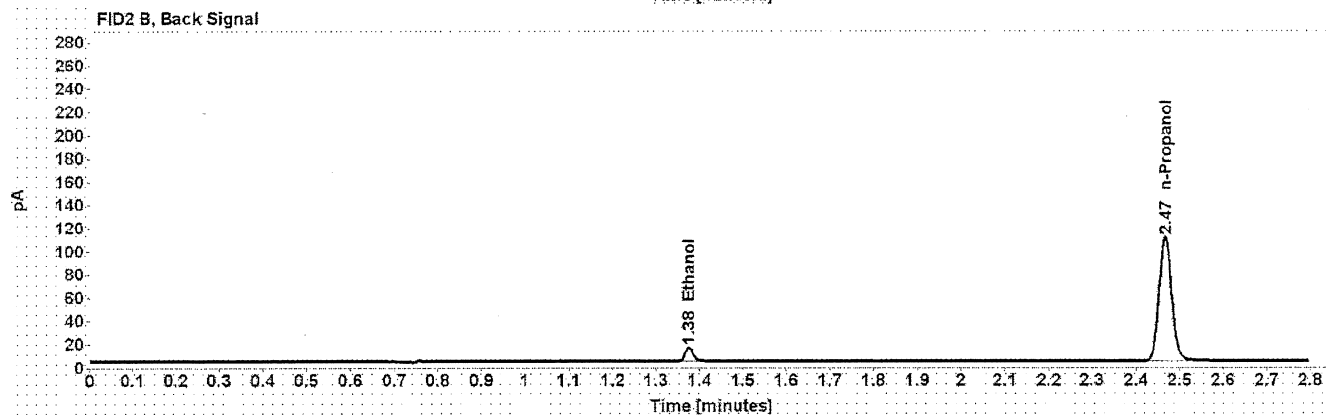
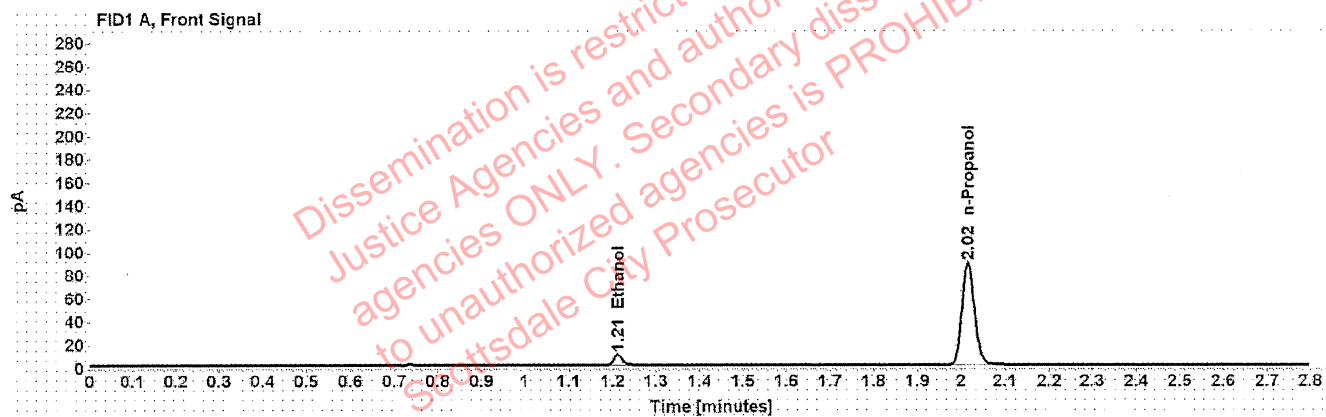



Table 1: FID 1 A (column DB-ALC1)

Compound	Time (min)	Peak Area
Ethanol	1.212	12.026
n-Propanol	2.015	176.218

Table 2: FID 2 B (column DB-ALC2)

Compound	Time (min)	Peak Area
Ethanol	1.375	15.056
n-Propanol	2.466	216.585

# Scottsdale Police Department Crime Lab Volatiles Analysis

<b>Sample:</b> FN05311902	<b>Vial:</b> 2	
<b>Description:</b> 0.100 calibrator	<b>Sequence:</b> 28Oct20	
<b>Method:</b> ethanol quant.M	<b>Injection date:</b> 10/28/2020 12:43:56 PM	
<b>Instrument:</b> US14173023 CN14160045	<b>Analyst:</b> Abbott	
<b>Data file:</b> C:\Chem32\1\Data\28Oct20\2.D		

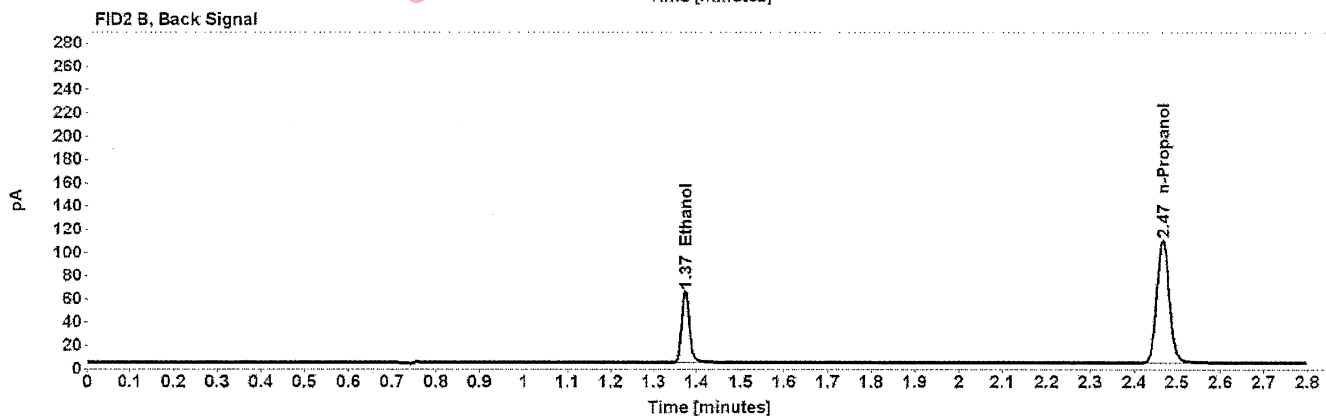
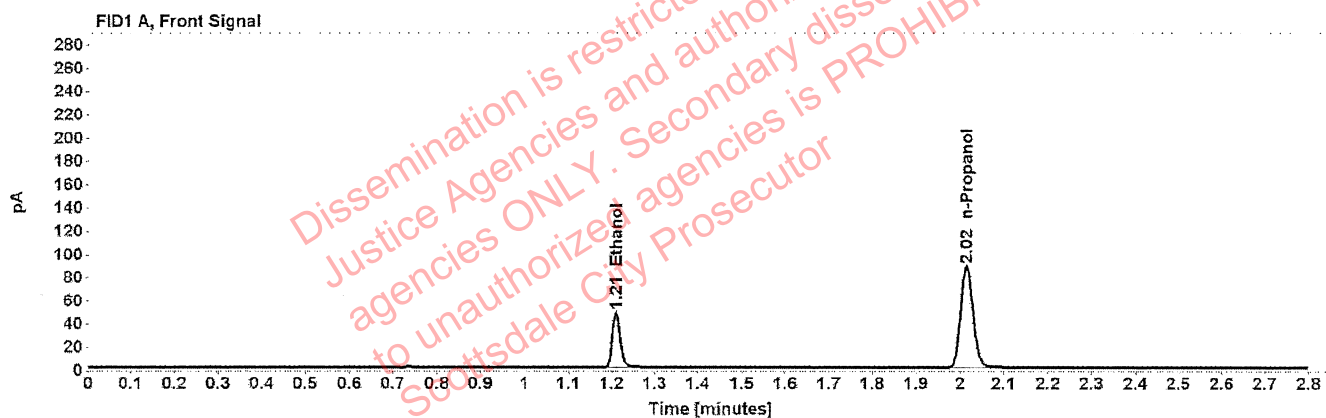


Table 1: FID 1 A (column DB-ALC1)

Compound	Time (min)	Peak Area
Ethanol	1.210	61.229
n-Propanol	2.015	175.070

Table 2: FID 2 B (column DB-ALC2)

Compound	Time (min)	Peak Area
Ethanol	1.374	76.429
n-Propanol	2.467	215.763



# Scottsdale Police Department Crime Lab Volatiles Analysis

<b>Sample:</b> FN05101903	<b>Vial:</b> 3
<b>Description:</b> 0.200 calibrator	<b>Sequence:</b> 28Oct20
<b>Method:</b> ethanol quant.M	<b>Injection date:</b> 10/28/2020 12:47:58 PM
<b>Instrument:</b> US14173023 CN14160045	<b>Analyst:</b> Abbott <i>AB</i>
<b>Data file:</b> C:\Chem32\1\Data\28Oct20\3.D	

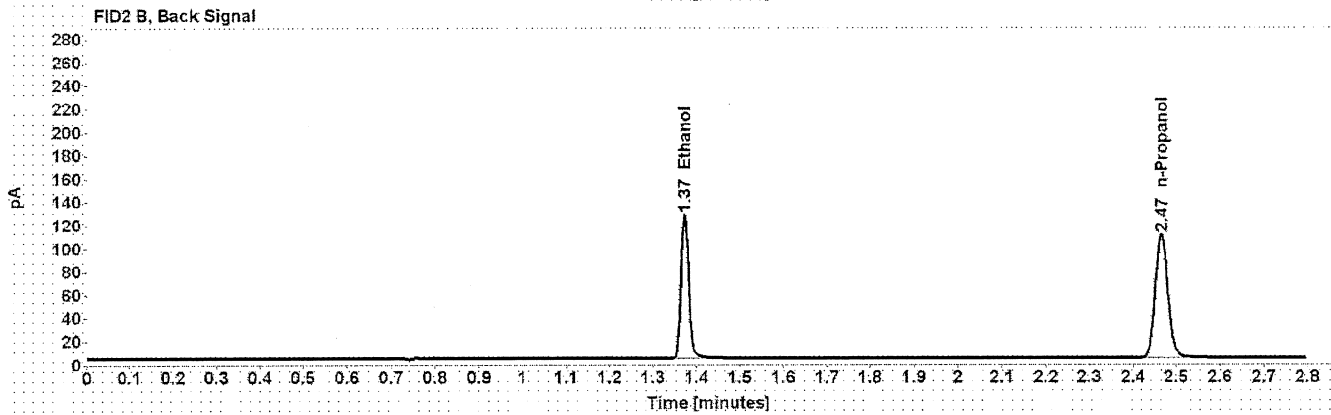
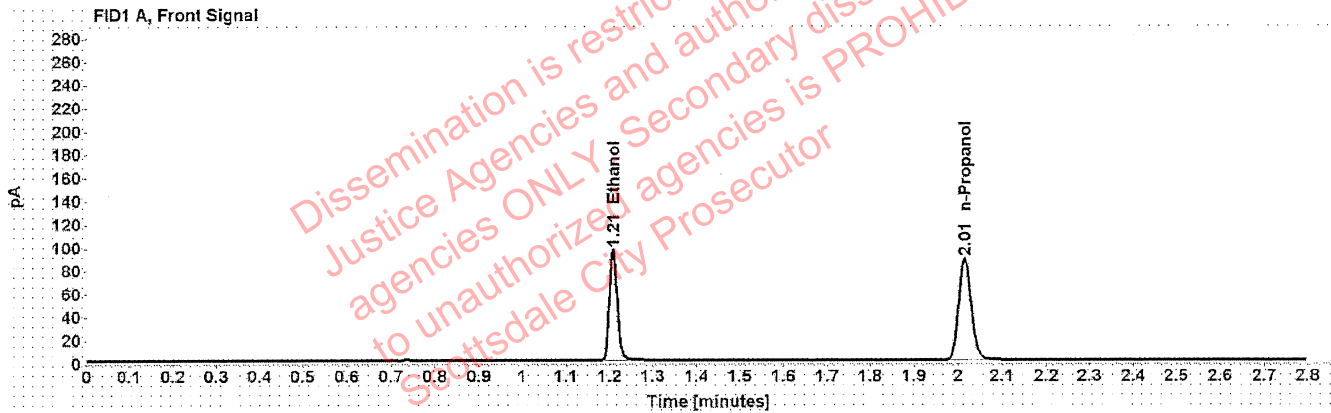


Table 1: FID 1 A (column DB-ALC1)

Compound	Time (min)	Peak Area
Ethanol	1.209	122.489
n-Propanol	2.015	175.341

Table 2: FID 2 B (column DB-ALC2)

Compound	Time (min)	Peak Area
Ethanol	1.372	153.133
n-Propanol	2.466	216.057

# Scottsdale Police Department Crime Lab Volatiles Analysis

Sample: FN10051906	Vial: 4
Description: 0.400 calibrator	Sequence: 28Oct20
Method: ethanol quant.M	Injection date: 10/28/2020 12:51:58 PM
Instrument: US14173023 CN14160045	Analyst: Abbott
Data file: C:\Chem32\1\Data\28Oct20\4.D	

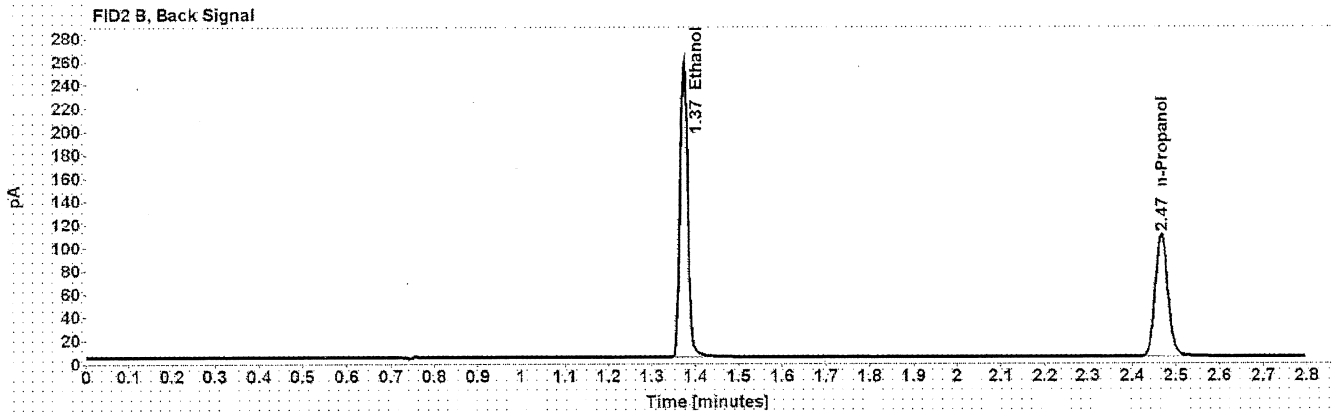
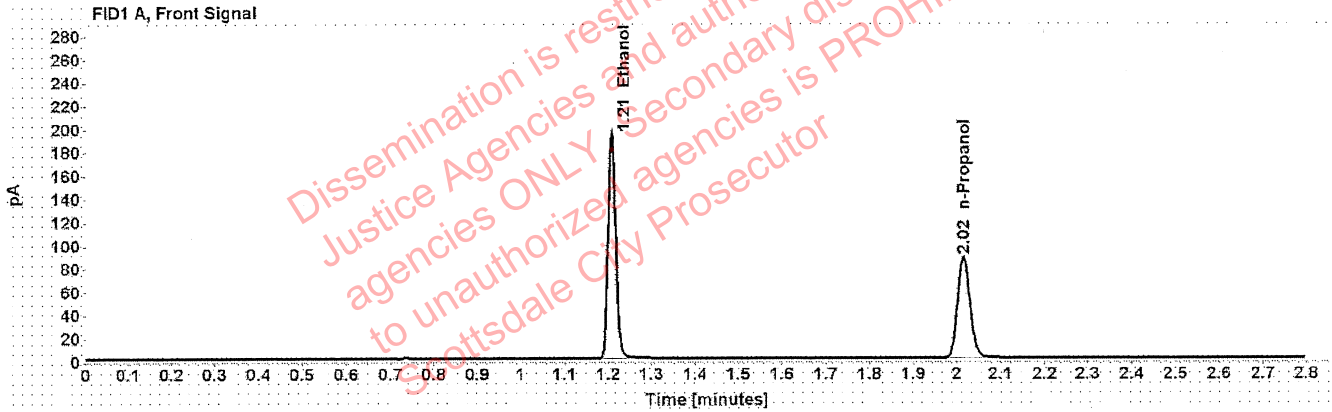


Table 1: FID 1 A (column DB-ALC1)

Compound	Time (min)	Peak Area
Ethanol	1.209	247.494
n-Propanol	2.015	174.641

Table 2: FID 2 B (column DB-ALC2)

Compound	Time (min)	Peak Area
Ethanol	1.373	311.111
n-Propanol	2.467	215.439

# Scottsdale Police Department Crime Lab Volatiles Analysis

Sample: 071420AQ	Vial: 5
Description: Negative	LIMS ID:
Method: ethanol quant.M	Sequence: 28Oct20
Instrument: US14173023 CN14160045	Injection date: 10/28/2020 12:55:57 PM
Data file: C:\Chem32\1\Data\28Oct20\5.D	Analyst: Abbott

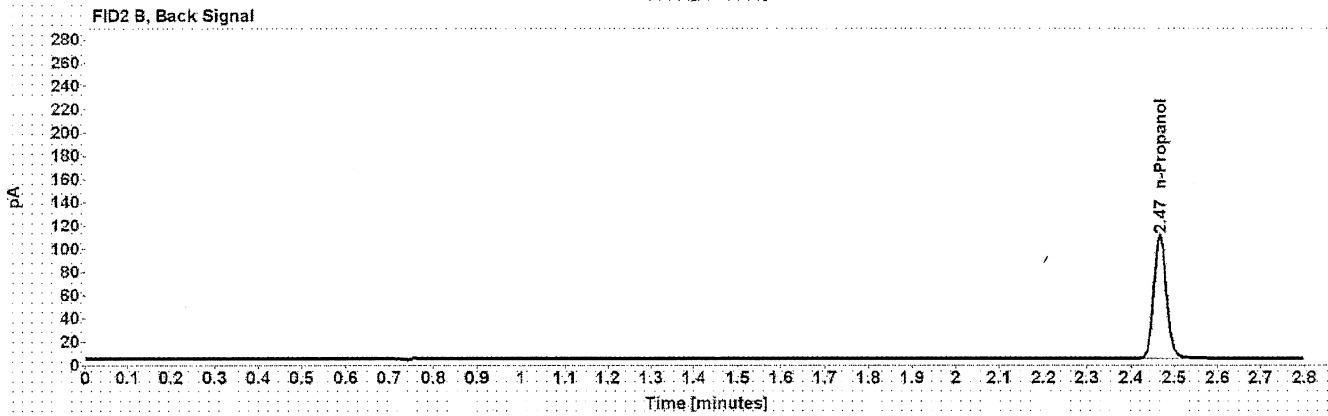
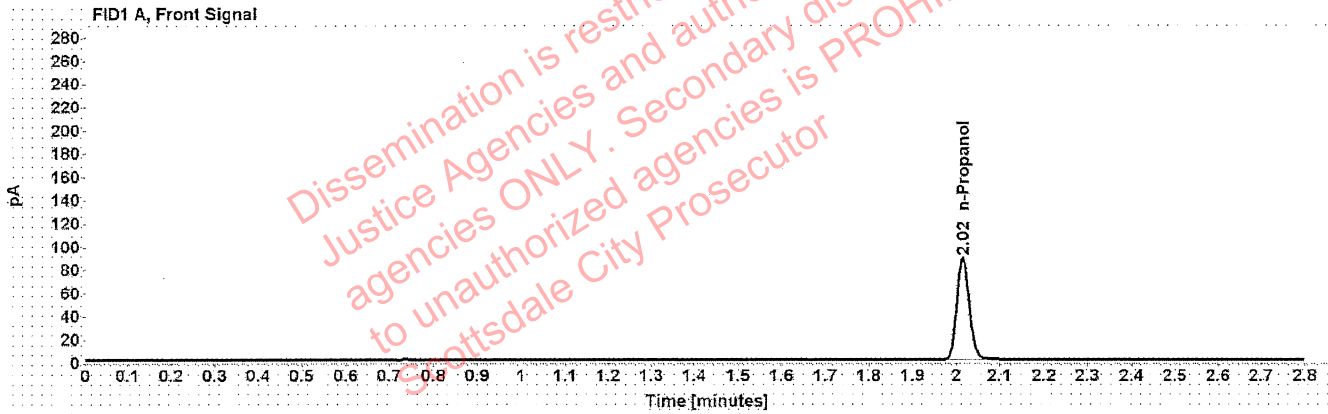


Table 1: FID 1 A (column DB-ALC1)

Compound	Amount (g/100mL)	Time (min)	Peak Area
n-Propanol	-----	2.016	175.489

Table 2: FID 2 B (column DB-ALC2)

Compound	Time (min)	Peak Area
n-Propanol	2.467	215.841

# Scottsdale Police Department Crime Lab Volatiles Analysis

<b>Sample:</b> 070819MIX	<b>Vial:</b> 6
<b>Description:</b> Volatiles mix	<b>LIMS ID:</b>
<b>Method:</b> ethanol quant.M	<b>Sequence:</b> 28Oct20
<b>Instrument:</b> US14173023 CN14160045	<b>Injection date:</b> 10/28/2020 12:59:57 PM
<b>Data file:</b> C:\Chem32\1\Data\28Oct20\6.D	<b>Analyst:</b> Abbott

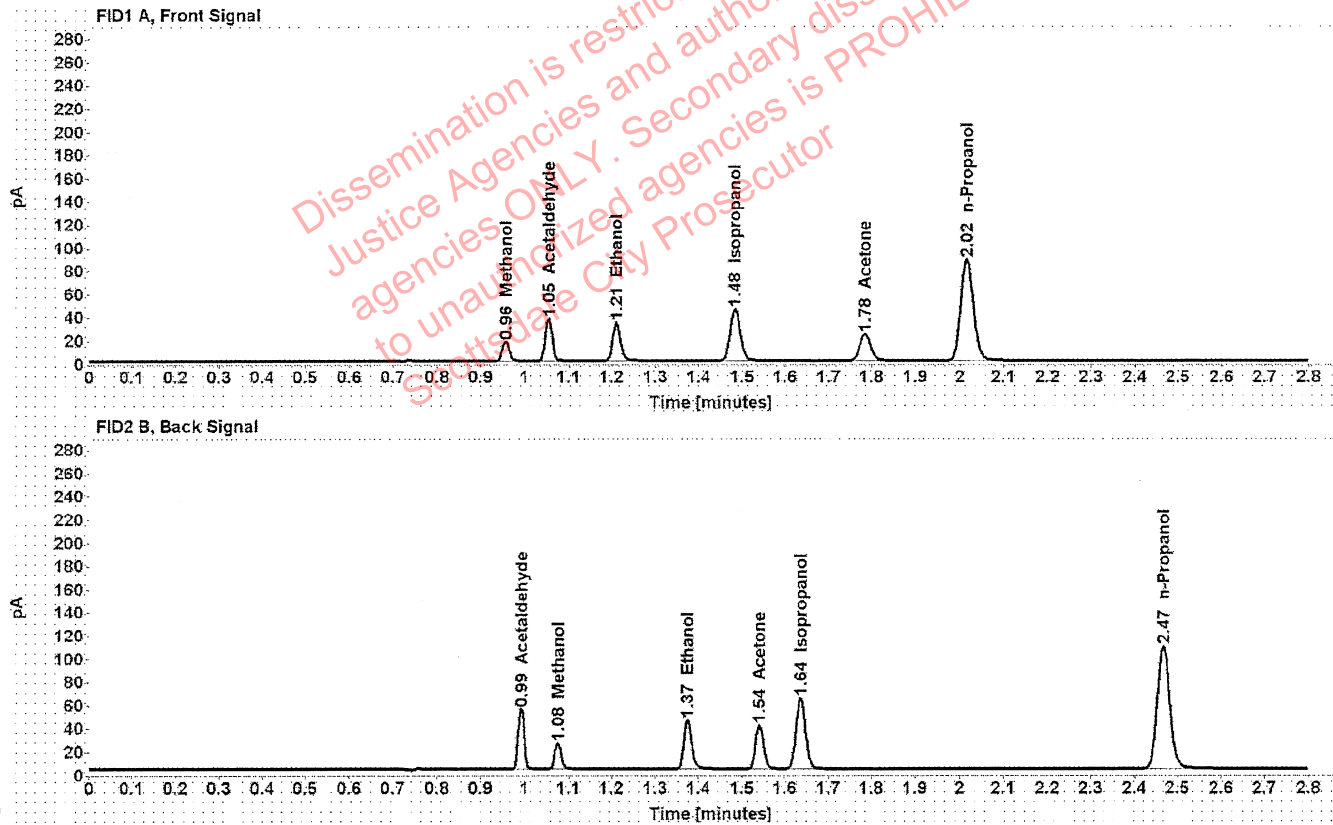


Table 1: FID 1 A (column DB-ALC1)

Compound	Amount (g/100mL)	Time (min)	Peak Area
Methanol	-----	0.957	18.785
Acetaldehyde	-----	1.055	39.225
>Ethanol	0.0696	1.211	42.234
Isopropanol	-----	1.484	71.973
Acetone	-----	1.784	39.891
n-Propanol	-----	2.016	174.857

Table 2: FID 2 B (column DB-ALC2)

Compound	Time (min)	Peak Area
Acetaldehyde	0.992	51.139
Methanol	1.076	24.161
Ethanol	1.375	52.619
Acetone	1.541	49.455
Isopropanol	1.636	92.356
n-Propanol	2.467	215.395

# Scottsdale Police Department Crime Lab Volatiles Analysis

Sample: 11092018-A	Vial: 7
Description: 0.400	LIMS ID:
Method: ethanol quant.M	Sequence: 28Oct20
Instrument: US14173023 CN14160045	Injection date: 10/28/2020 1:04:12 PM
Data file: C:\Chem32\1\Data\28Oct20\7.D	Analyst: Abbott <i>al</i>

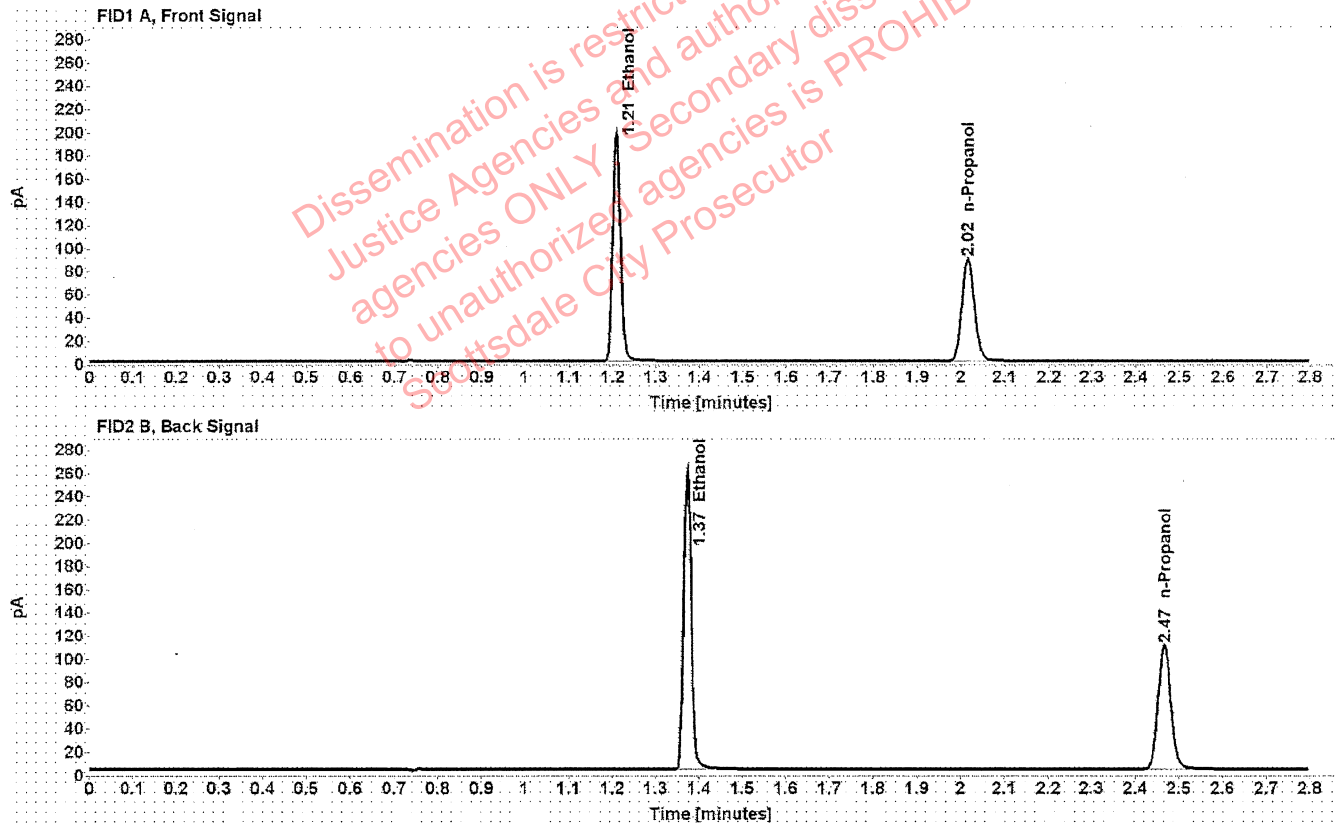


Table 1: FID 1 A (column DB-ALC1)

Compound	Amount (g/100mL)	Time (min)	Peak Area
>Ethanol	0.4023	1.209	251.149
n-Propanol	-----	2.015	176.520

Table 2: FID 2 B (column DB-ALC2)

Compound	Time (min)	Peak Area
Ethanol	1.373	315.385
n-Propanol	2.467	217.669



# Scottsdale Police Department Crime Lab Volatiles Analysis

Sample: 14082019-B	Vial: 8
Description: 0.040	LIMS ID:
Method: ethanol quant.M	Sequence: 28Oct20
Instrument: US14173023 CN14160045	Injection date: 10/28/2020 1:08:11 PM
Data file: C:\Chem32\1\Data\28Oct20\8.D	Analyst: Abbott <i>ae</i>

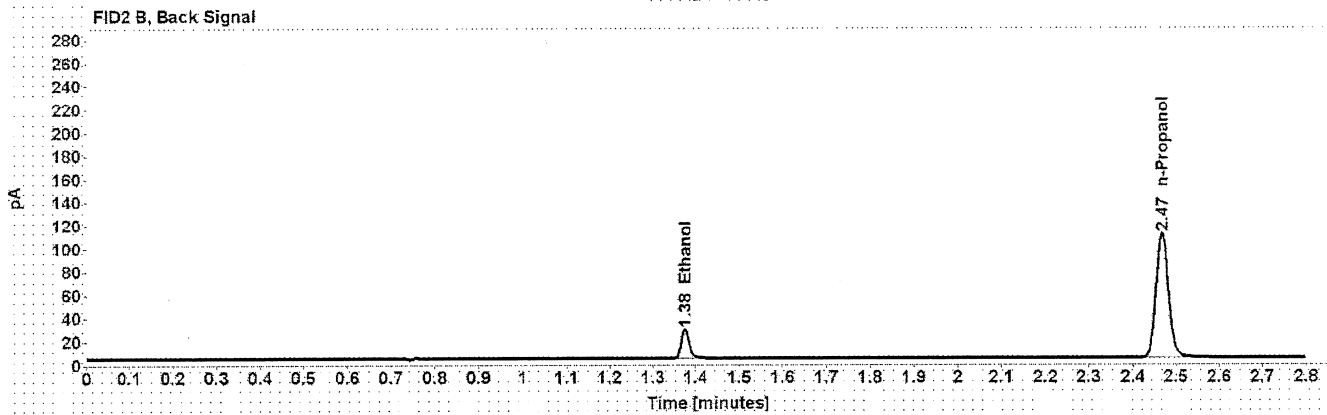


Table 1: FID 1 A (column DB-ALC1)

Compound	Amount (g/100mL)	Time (min)	Peak Area
>Ethanol	0.0412	1.211	24.963
n-Propanol	-----	2.016	177.613

Table 2: FID 2 B (column DB-ALC2)

Compound	Time (min)	Peak Area
Ethanol	1.375	31.102
n-Propanol	2.467	218.298

# Scottsdale Police Department Crime Lab Volatiles Analysis

<b>Sample:</b> 407041529/13	<b>Vial:</b> 9
<b>Description:</b> 0.198	<b>LIMS ID:</b>
<b>Method:</b> ethanol quant.M	<b>Sequence:</b> 28Oct20
<b>Instrument:</b> US14173023 CN14160045	<b>Injection date:</b> 10/28/2020 1:12:12 PM
<b>Data file:</b> C:\Chem32\1\Data\28Oct20\9.D	<b>Analyst:</b> Abbott

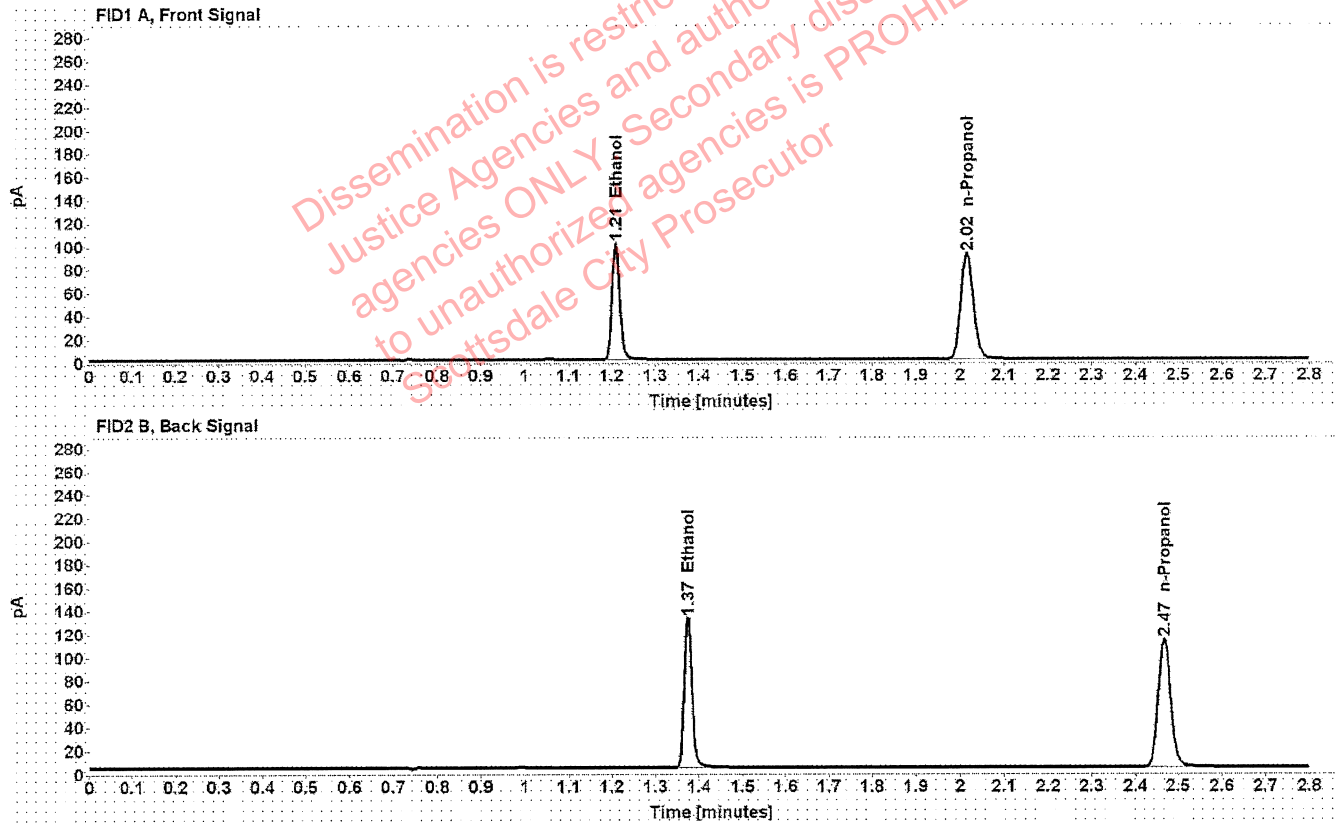


Table 1: FID 1 A (column DB-ALC1)

Compound	Amount (g/100mL)	Time (min)	Peak Area
>Ethanol	0.1997	1.210	127.941
n-Propanol	-----	2.016	181.872

Table 2: FID 2 B (column DB-ALC2)

Compound	Time (min)	Peak Area
Ethanol	1.374	160.342
n-Propanol	2.467	223.853

# Scottsdale Police Department Crime Lab Volatiles Analysis

Sample: 03102016-A/1	Vial: 20
Description: 0.080	LIMS ID:
Method: ethanol quant.M	Sequence: 28Oct20
Instrument: US14173023 CN14160045	Injection date: 10/28/2020 1:56:43 PM
Data file: C:\Chem32\1\Data\28Oct20\20.D	Analyst: Abbott <i>JA</i>

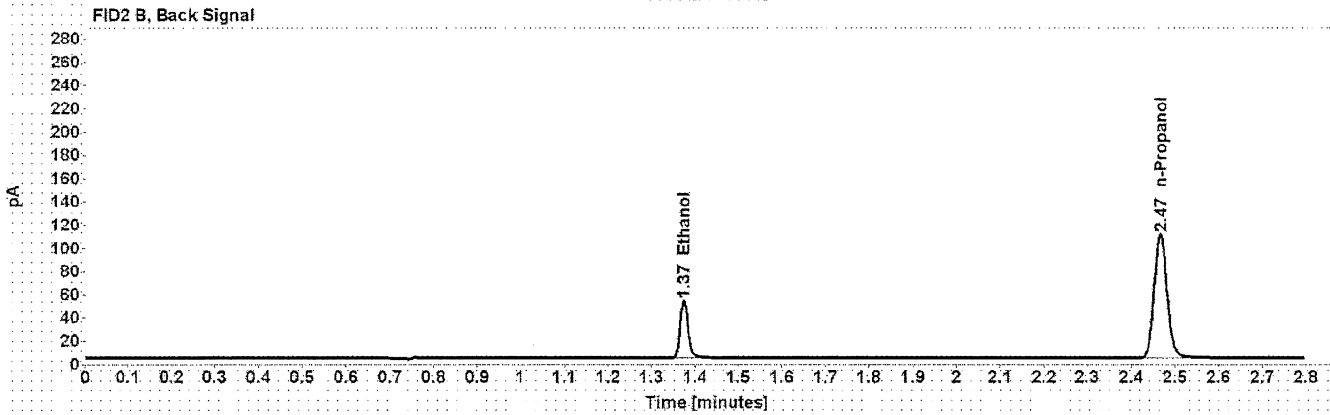
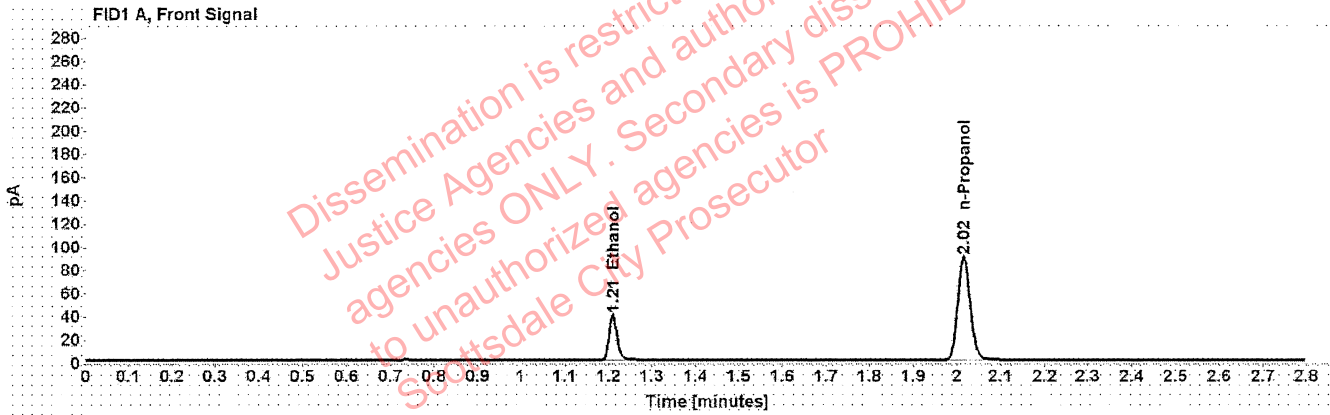


Table 1: FID 1 A (column DB-ALC1)

Compound	Amount (g/100mL)	Time (min)	Peak Area
>Ethanol	0.0807	1.210	50.066
n-Propanol	-----	2.015	178.167

Table 2: FID 2 B (column DB-ALC2)

Compound	Time (min)	Peak Area
Ethanol	1.374	62.365
n-Propanol	2.467	218.426

# Scottsdale Police Department Crime Lab Volatiles Analysis

<b>Sample:</b> 03102016-A/1	<b>Vial:</b> 31
<b>Description:</b> 0.080	<b>LIMS ID:</b>
<b>Method:</b> ethanol quant.M	<b>Sequence:</b> 28Oct20
<b>Instrument:</b> US14173023 CN14160045	<b>Injection date:</b> 10/28/2020 2:41:12 PM
<b>Data file:</b> C:\Chem32\1\Data\28Oct20\31.D	<b>Analyst:</b> Abbott <span style="float: right;">OK</span>

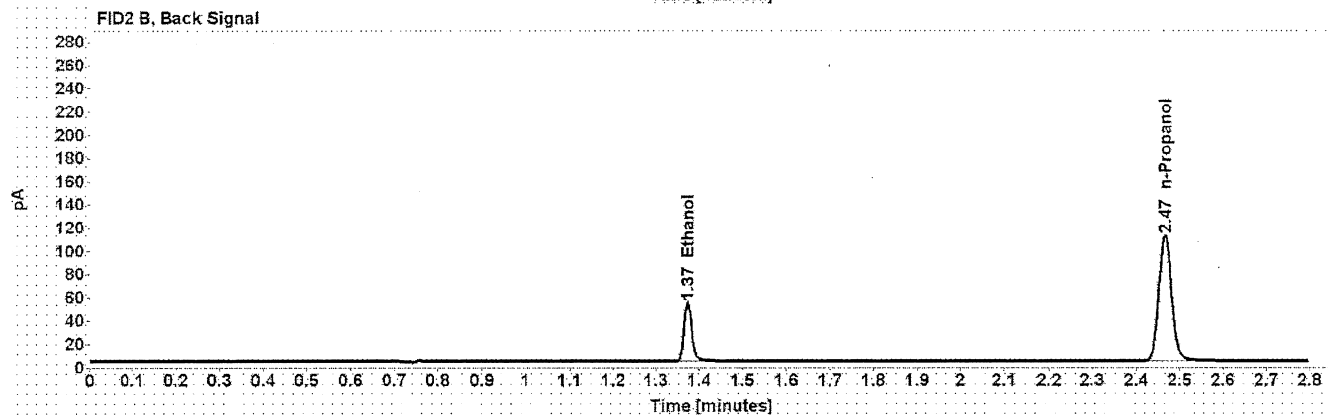
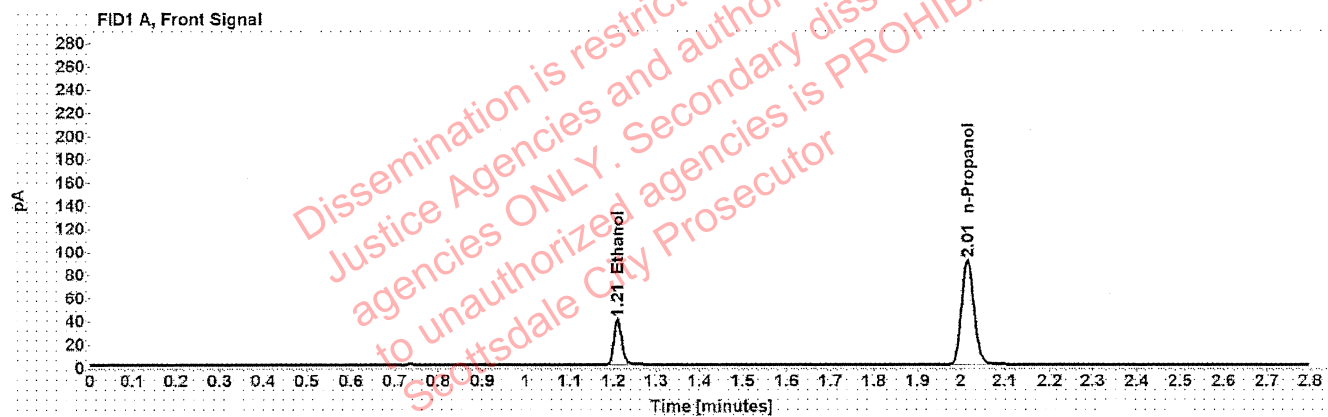


Table 1: FID 1 A (column DB-ALC1)

Compound	Amount (g/100mL)	Time (min)	Peak Area
>Ethanol	0.0809	1.210	50.798
n-Propanol	-----	2.015	180.425

Table 2: FID 2 B (column DB-ALC2)

Compound	Time (min)	Peak Area
Ethanol	1.373	63.039
n-Propanol	2.466	220.926

# Scottsdale Police Department Crime Lab Volatiles Analysis

Sample: 407041529/13	Vial: 42
Description: 0.198	LIMS ID:
Method: ethanol quant.M	Sequence: 28Oct20
Instrument: US14173023 CN14160045	Injection date: 10/28/2020 3:25:28 PM
Data file: C:\Chem32\1\Data\28Oct20\42.D	Analyst: Abbott <i>AS</i>

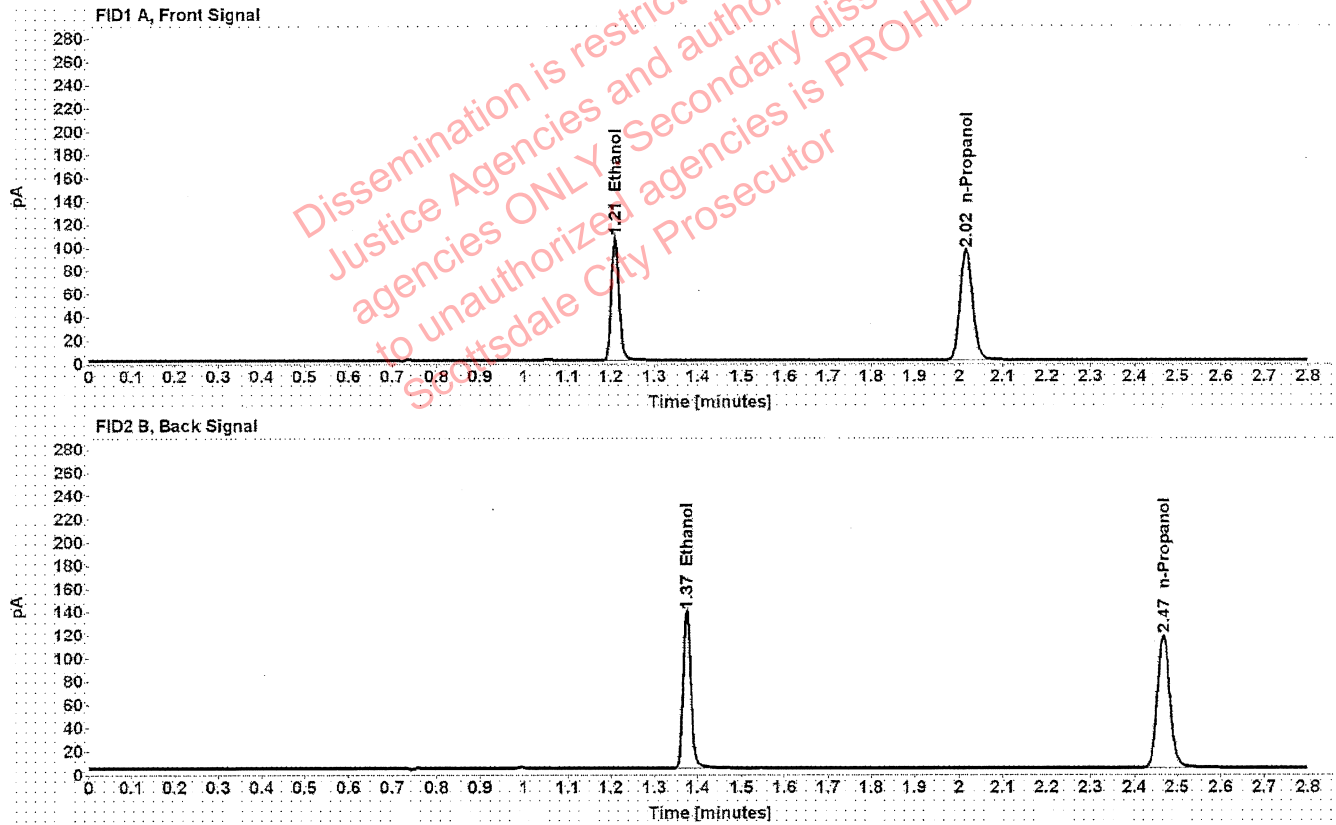


Table 1: FID 1 A (column DB-ALC1)

Compound	Amount (g/100mL)	Time (min)	Peak Area
>Ethanol	0.2009	1.210	134.895
n-Propanol	-----	2.016	190.619

Table 2: FID 2 B (column DB-ALC2)

Compound	Time (min)	Peak Area
Ethanol	1.375	168.149
n-Propanol	2.468	234.033



# Scottsdale Police Department Crime Lab Volatiles Analysis

Sample: 11092018-A	Vial: 53
Description: 0.400	LIMS ID:
Method: ethanol quant.M	Sequence: 28Oct20
Instrument: US14173023 CN14160045	Injection date: 10/28/2020 4:09:57 PM
Data file: C:\Chem32\1\Data\28Oct20\53.D	Analyst: Abbott <i>al</i>

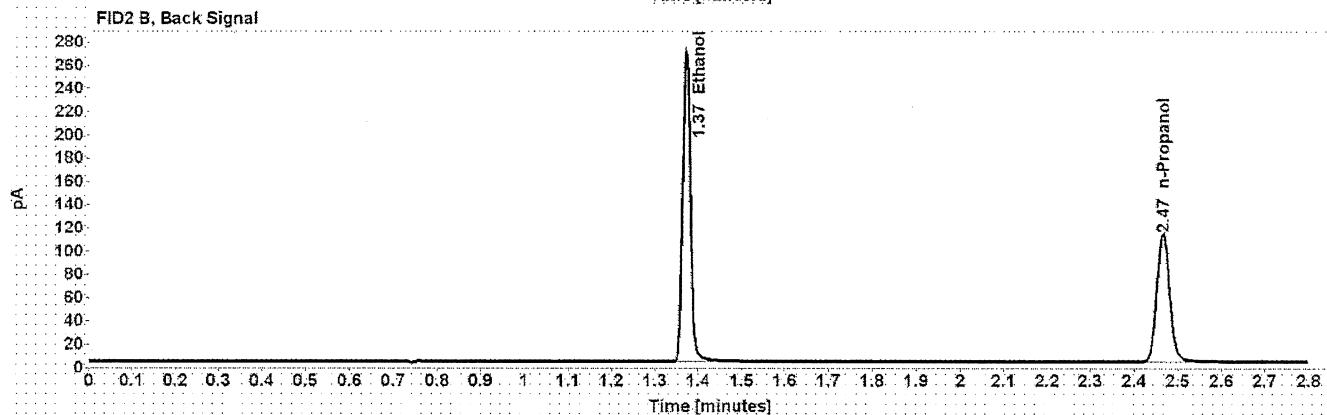
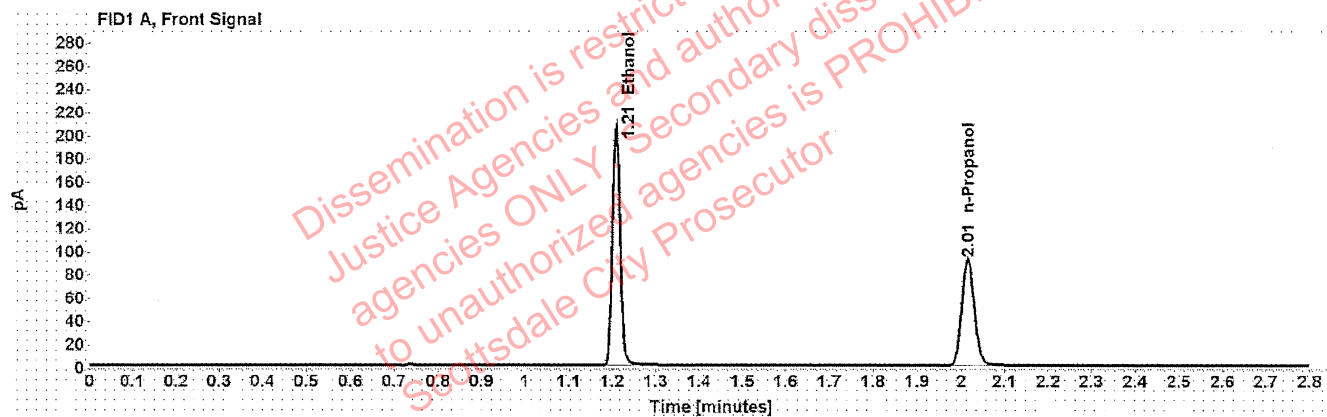


Table 1: FID 1 A (column DB-ALC1)

Compound	Amount (g/100mL)	Time (min)	Peak Area
>Ethanol	0.4053	1.208	262.828
n-Propanol	-----	2.015	183.384

Table 2: FID 2 B (column DB-ALC2)

Compound	Time (min)	Peak Area
Ethanol	1.372	329.245
n-Propanol	2.466	225.416

# Scottsdale Police Department Crime Lab Volatiles Analysis

<b>Sample:</b> 14082019-B	<b>Vial:</b> 54
<b>Description:</b> 0.040	<b>LIMS ID:</b>
<b>Method:</b> ethanol quant.M	<b>Sequence:</b> 28Oct20
<b>Instrument:</b> US14173023 CN14160045	<b>Injection date:</b> 10/28/2020 4:13:58 PM
<b>Data file:</b> C:\Chem32\1\Data\28Oct20\54.D	<b>Analyst:</b> Abbott <span style="float: right;">de</span>

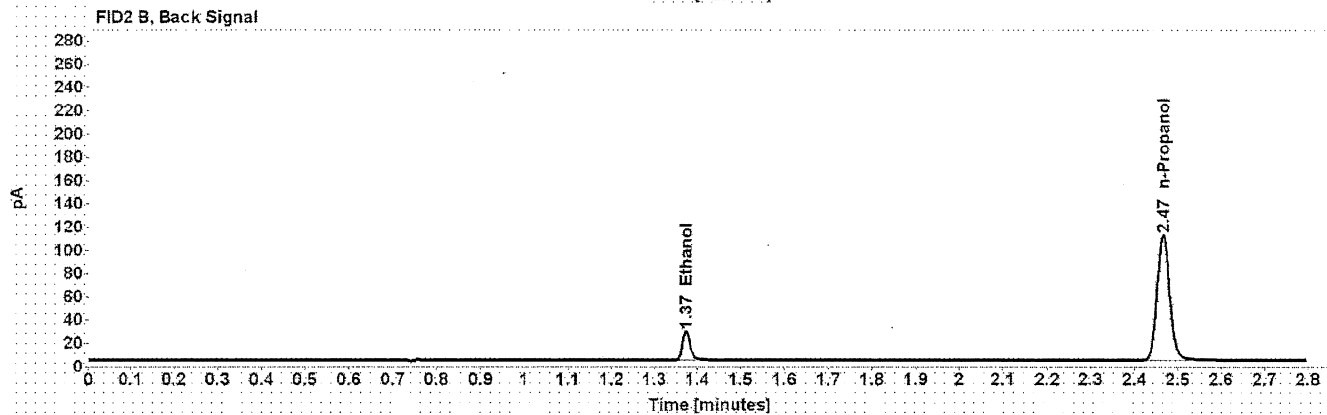
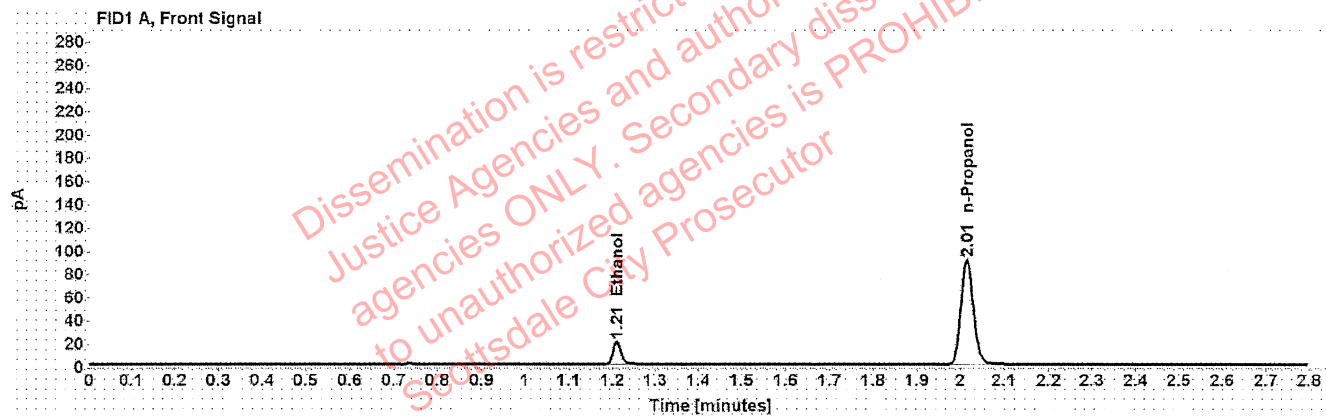


Table 1: FID 1 A (column DB-ALC1)

Compound	Amount (g/100mL)	Time (min)	Peak Area
>Ethanol	0.0413	1.210	25.515
n-Propanol	-----	2.015	180.804

Table 2: FID 2 B (column DB-ALC2)

Compound	Time (min)	Peak Area
Ethanol	1.374	31.551
n-Propanol	2.466	221.239

# Scottsdale Police Department Crime Lab Volatiles Analysis

<b>Sample:</b> 407041529/13	<b>Vial:</b> 55
<b>Description:</b> 0.198	<b>LIMS ID:</b>
<b>Method:</b> ethanol quant.M	<b>Sequence:</b> 28Oct20
<b>Instrument:</b> US14173023 CN14160045	<b>Injection date:</b> 10/28/2020 4:18:12 PM
<b>Data file:</b> C:\Chem32\1\Data\28Oct20\55.D	<b>Analyst:</b> Abbott <span style="float: right;">DA</span>

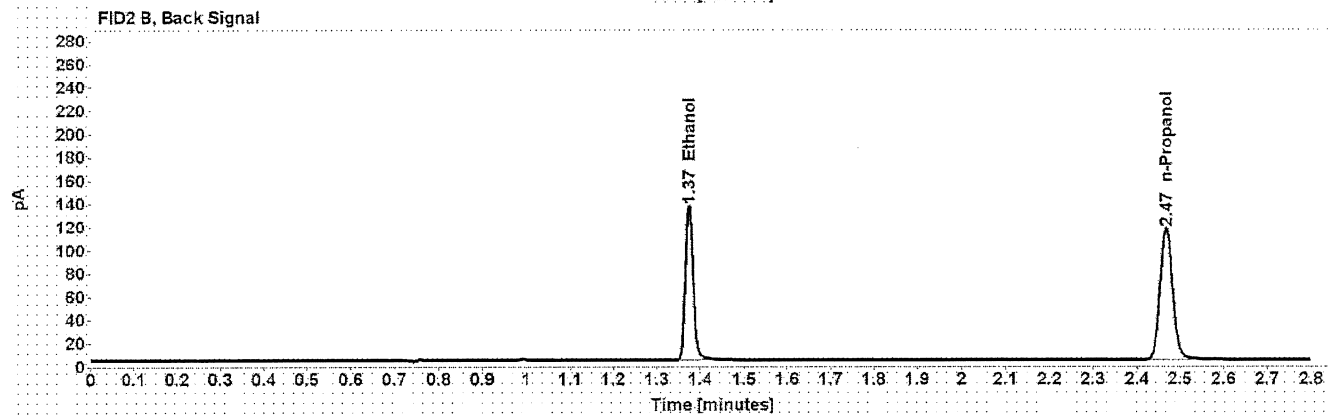
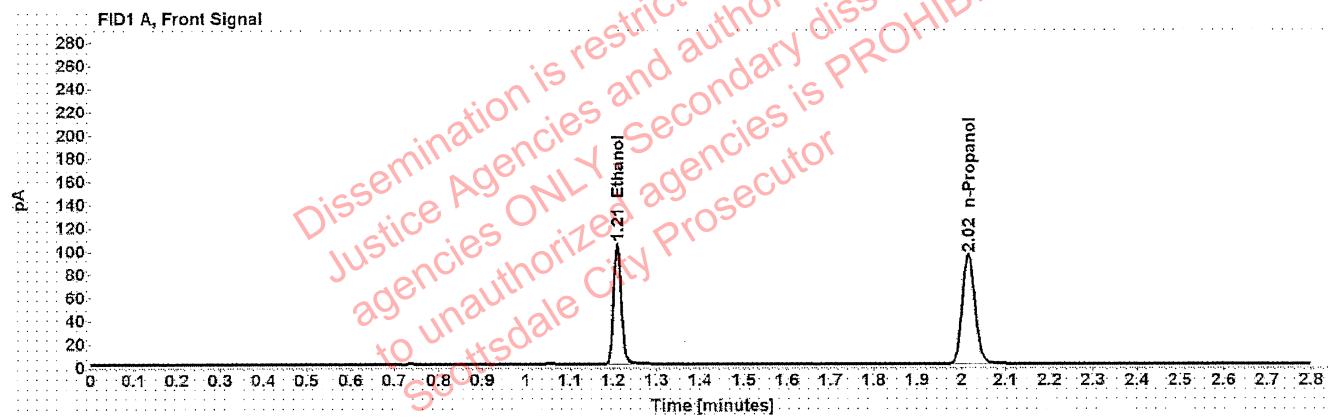


Table 1: FID 1 A (column DB-ALC1)

Compound	Amount (g/100mL)	Time (min)	Peak Area
>Ethanol	0.1995	1.210	132.760
n-Propanol	-----	2.016	188.926

Table 2: FID 2 B (column DB-ALC2)

Compound	Time (min)	Peak Area
Ethanol	1.374	164.709
n-Propanol	2.467	231.488

# Scottsdale Police Department Crime Lab Volatiles Analysis

<b>Sample:</b> 040919WB	<b>Vial:</b> 56
<b>Description:</b> Negative	<b>LIMS ID:</b>
<b>Method:</b> ethanol quant.M	<b>Sequence:</b> 28Oct20
<b>Instrument:</b> US14173023 CN14160045	<b>Injection date:</b> 10/28/2020 4:22:12 PM
<b>Data file:</b> C:\Chem32\1\Data\28Oct20\56.D	<b>Analyst:</b> Abbott <i>AK</i>

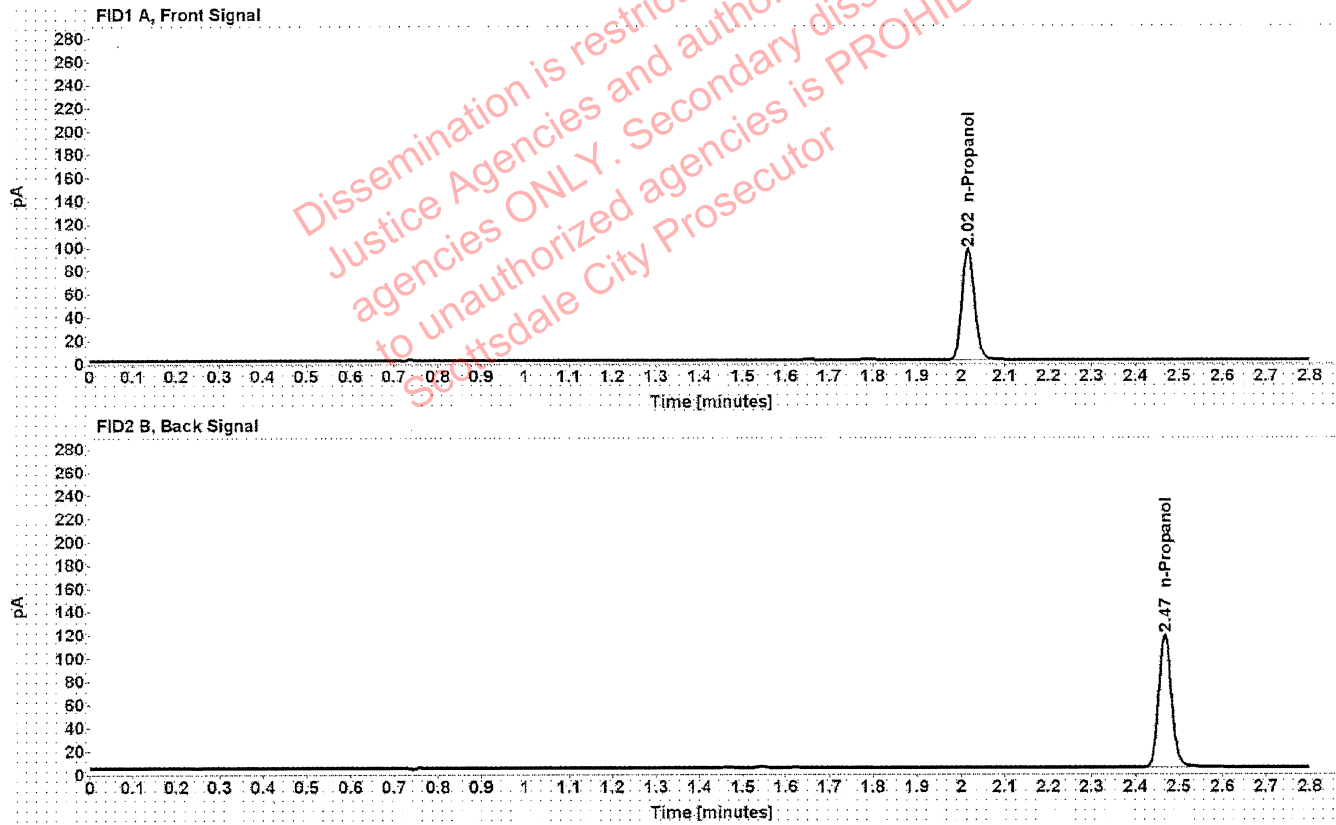


Table 1: FID 1 A (column DB-ALC1)

Compound	Amount (g/100mL)	Time (min)	Peak Area
n-Propanol	-----	2.016	190.887

Table 2: FID 2 B (column DB-ALC2)

Compound	Time (min)	Peak Area
n-Propanol	2.468	233.980

# Sequence Summary

Sequence name: 28Oct20      Instrument: US14173023 CN14160045      Analyst: Abbott *PA*

Vial	Sample	Description	Type	LIMS ID	Method
1	FN06141806	0.020 calibrator	Calibration		ethanol quant.M
2	FN05311902	0.100 calibrator	Calibration		ethanol quant.M
3	FN05101903	0.200 calibrator	Calibration		ethanol quant.M
4	FN10051906	0.400 calibrator	Calibration		ethanol quant.M
5	071420AQ	Negative	Control		ethanol quant.M
6	070819MIX	Volatiles mix	Control		ethanol quant.M
7	11092018-A	0.400	Control		ethanol quant.M
8	14082019-B	0.040	Control		ethanol quant.M
9	407041529/13	0.198	Control		ethanol quant.M
10	1311659		Sample		ethanol quant.M
11	1311659		Sample		ethanol quant.M
12	1342802		Sample		ethanol quant.M
13	1342802		Sample		ethanol quant.M
14	1342054		Sample		ethanol quant.M
15	1342054		Sample		ethanol quant.M
16	1342359		Sample		ethanol quant.M
17	1342359		Sample		ethanol quant.M
18	1343341		Sample		ethanol quant.M
19	1343341		Sample		ethanol quant.M
20	03102016-A/1	0.080	Control		ethanol quant.M
21	1343177		Sample		ethanol quant.M
22	1343177		Sample		ethanol quant.M
23	1343359		Sample		ethanol quant.M
24	1343359		Sample		ethanol quant.M
25	1342213		Sample		ethanol quant.M
26	1342213		Sample		ethanol quant.M
27	1324613		Sample		ethanol quant.M
28	1324613		Sample		ethanol quant.M
29	1342237		Sample		ethanol quant.M
30	1342237		Sample		ethanol quant.M
31	03102016-A/1	0.080	Control		ethanol quant.M
32	1343478		Sample		ethanol quant.M
33	1343478		Sample		ethanol quant.M
34	37901CO		Sample		ethanol quant.M
35	37901CO		Sample		ethanol quant.M
36	1342221		Sample		ethanol quant.M
37	1342221		Sample		ethanol quant.M
38	1343694		Sample		ethanol quant.M
39	1343694		Sample		ethanol quant.M
40	1340818		Sample		ethanol quant.M
41	1340818		Sample		ethanol quant.M
42	407041529/13	0.198	Control		ethanol quant.M
43	32701RR		Sample		ethanol quant.M
44	32701RR		Sample		ethanol quant.M
45	33801SP		Sample		ethanol quant.M
46	33801SP		Sample		ethanol quant.M
47	1343987		Sample		ethanol quant.M



# Sequence Summary

48	1343987		Sample		ethanol quant.M
49	1343841		Sample		ethanol quant.M
50	1343841		Sample		ethanol quant.M
51	1344759		Sample		ethanol quant.M
52	1344759		Sample		ethanol quant.M
53	11092018-A	0.400	Control		ethanol quant.M
54	14082019-B	0.040	Control		ethanol quant.M
55	407041529/13	0.198	Control		ethanol quant.M
56	040919WB	Negative	Control		ethanol quant.M

Dissemination is restricted to Criminal Justice Agencies and authorized agencies ONLY. Secondary dissemination to unauthorized agencies is PROHIBITED.  
Scottsdale City Prosecutor

# Scottsdale Police Department Crime Laboratory Summary of Cases



SEQUENCE NAME: 28Oct20

ANALYST: Abbott

Vials	Test 1 (g/dL)	Test 2 (g/dL)	Mean (g/dL)	Percent Difference*	Absolute Difference (g/dL)*
10 11	0.1371	0.1360	0.13655	0.40	0.00055
12 13	0.3009	0.3016	0.30125	0.12	0.00035
14 15	0.2723	0.2737	0.27300	0.26	0.00070
16 17	0.0610	0.0609	0.06095	0.08	0.00005
18 19	0.1455	0.1455	0.14550	0.00	0.00000
21 22	0.0871	0.0883	0.08770	0.68	0.00060
23 24	0.1889	0.1881	0.18850	0.21	0.00040
25 26	0.0884	0.0876	0.08800	0.45	0.00040
27 28	0.2065	0.2061	0.20630	0.10	0.00020
29 30	0.1419	0.1419	0.14190	0.00	0.00000
32 33	0.2636	0.2635	0.26355	0.02	0.00005
34 35	0.1449	0.1437	0.14430	0.42	0.00060
36 37	0.1830	0.1837	0.18335	0.19	0.00035
38 39	0.1028	0.1020	0.10240	0.39	0.00040
40 41	0.1504	0.1505	0.15045	0.03	0.00005
43 44	0.0582	0.0581	0.05815	0.09	0.00005
45 46	0.2445	0.2432	0.24385	0.27	0.00065
47 48	0.1602	0.1592	0.15970	0.31	0.00050
49 50	0.1001	0.0991	0.09960	0.50	0.00050
51 52	0.1484	0.1483	0.14835	0.03	0.00005

\*Calculated differences are differences from the mean of the two results.



### Scottsdale Police Department Crime Lab Volatiles Analysis

Sample:	1311659	Vial:	10
Description:	[REDACTED]	LIMS ID:	[REDACTED]
Method:	ethanol quant.M	Sequence:	28Oct20
Instrument:	US14173023 CN14160045	Injection date:	10/28/2020 1:16:12 PM
Data file:	C:\Chem32\1\Data\28Oct20\10.D	Analyst:	Abbott

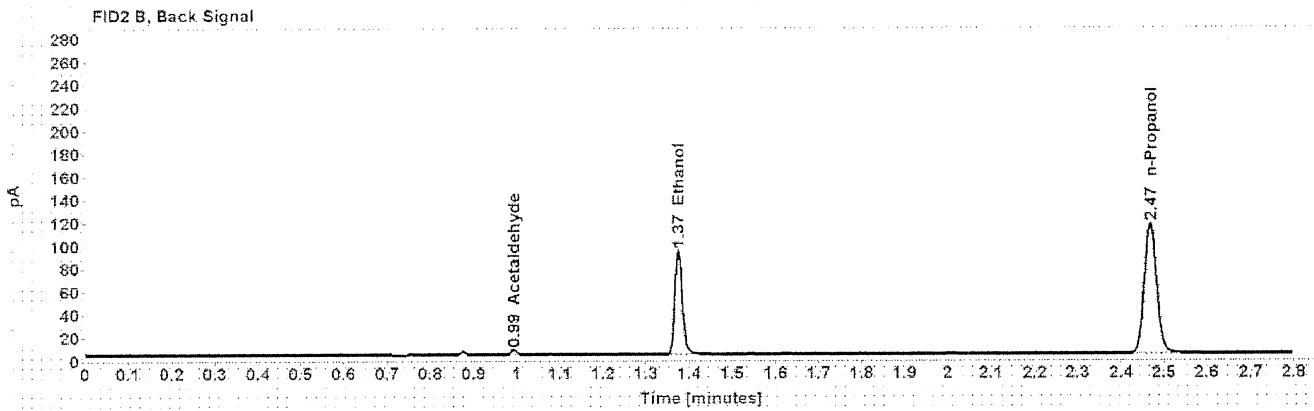
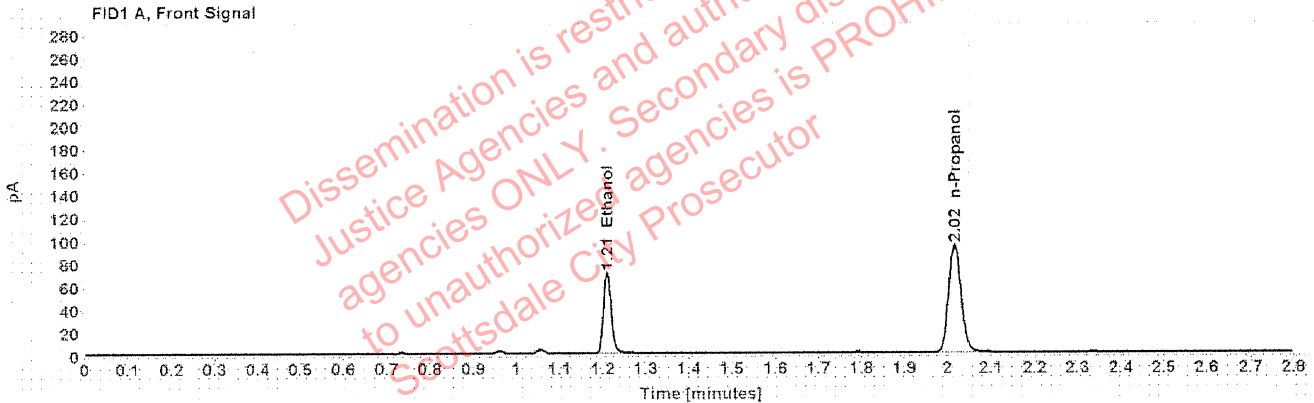


Table 1: FID 1 A (column DB-ALC1)

Compound	Amount (g/100mL)	Time (min)	Peak Area
>Ethanol	0.1371	1.210	89.963
n-Propanol	-----	2.016	187.041

Table 2: FID 2 B (column DB-ALC2)

Compound	Time (min)	Peak Area
Acetaldehyde	0.993	4.341
Ethanol	1.375	112.165
n-Propanol	2.468	230.450

### Scottsdale Police Department Crime Lab Volatiles Analysis

Sample:	1311659	Vial:	11
Description:	[REDACTED]	LIMS ID:	[REDACTED]
Method:	ethanol quant.M	Sequence:	28Oct20
Instrument:	US14173023 CN14160045	Injection date:	10/28/2020 1:20:12 PM
Data file:	C:\Chem32\1\Data\28Oct20\11.D	Analyst:	Abbott

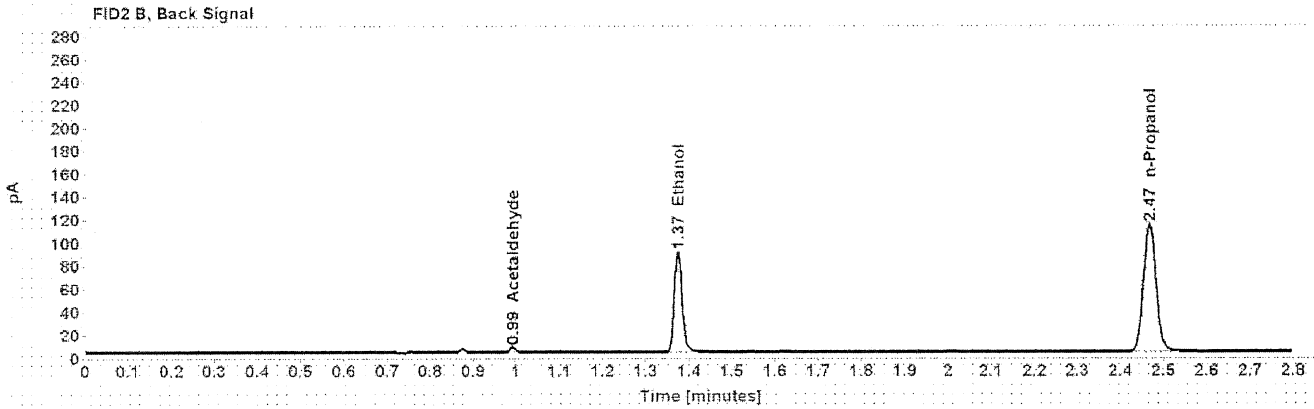
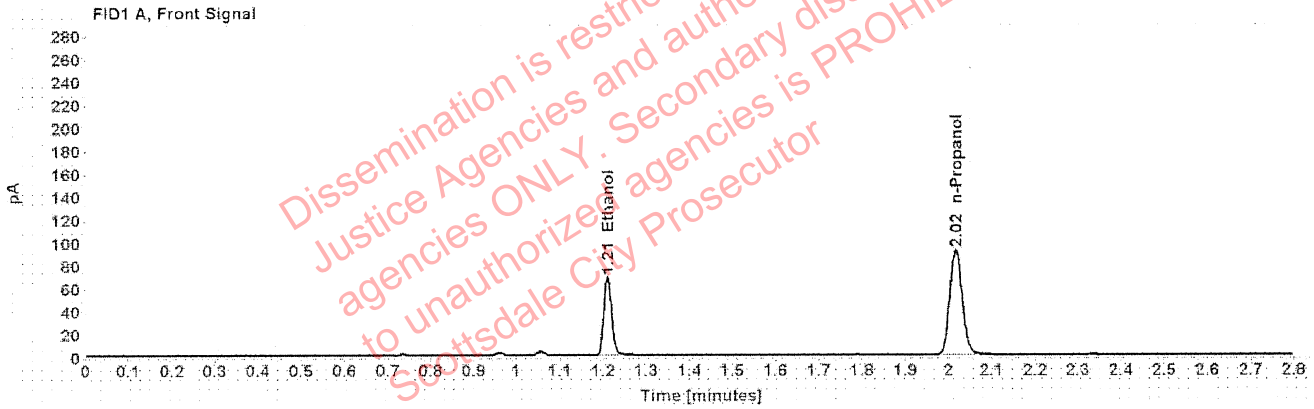


Table 1: FID 1 A (column DB-ALC1)

Compound	Amount (g/100mL)	Time (min)	Peak Area
>Ethanol	0.1360	1.210	87.260
n-Propanol	-----	2.016	182.877

Table 2: FID 2 B (column DB-ALC2)

Compound	Time (min)	Peak Area
Acetaldehyde	0.993	4.372
Ethanol	1.374	108.593
n-Propanol	2.467	225.159



### Scottsdale Police Department Crime Lab Volatiles Analysis

Sample:	1342802	Vial:	12
Description:	[REDACTED]	LIMS ID:	[REDACTED]
Method:	ethanol quant.M	Sequence:	28Oct20
Instrument:	US14173023 CN14160045	Injection date:	10/28/2020 1:24:12 PM
Data file:	C:\Chem321\1\Data\28Oct20\12.D	Analyst:	Abbott

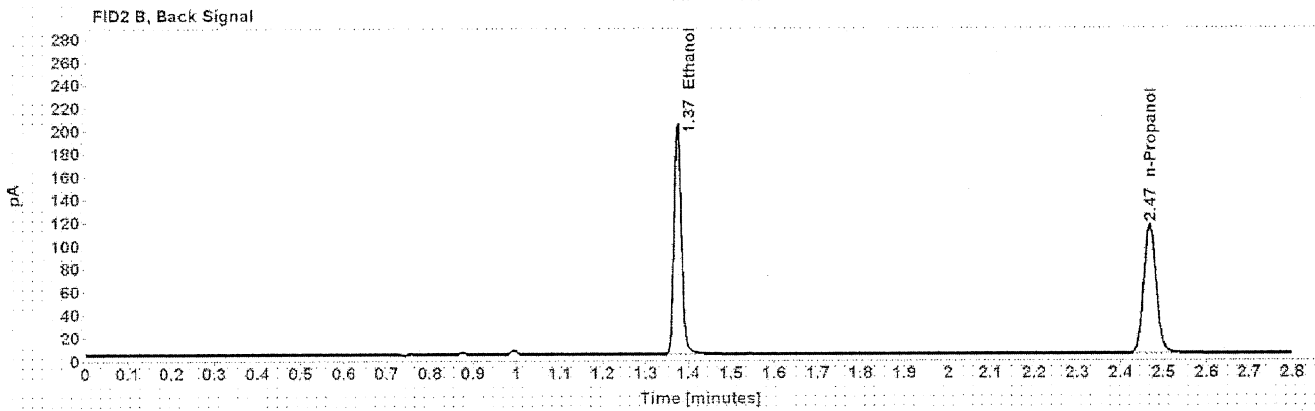
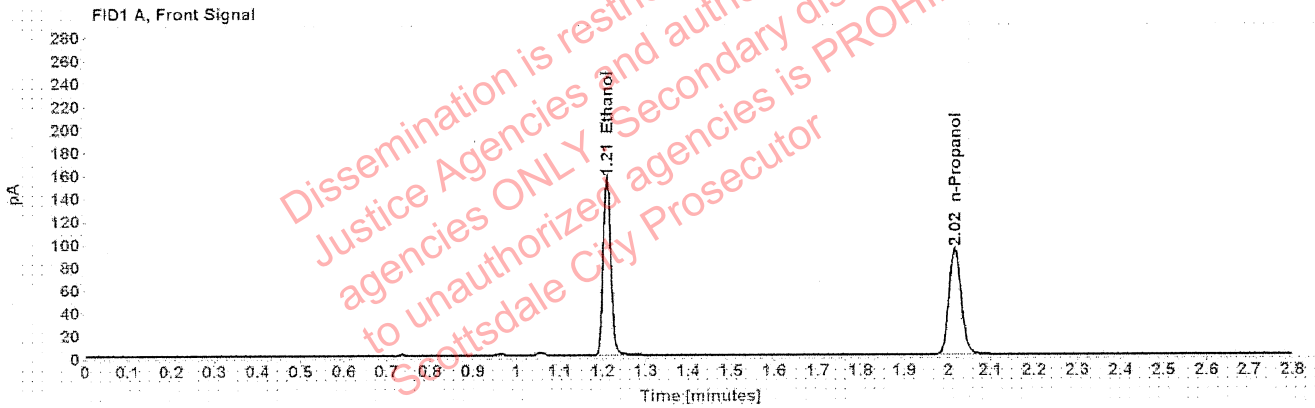


Table 1: FID 1 A (column DB-ALC1)

Compound	Amount (g/100mL)	Time (min)	Peak Area
>Ethanol	0.3009	1.210	196.970
n-Propanol	-----	2.016	185.357

Table 2: FID 2 B (column DB-ALC2)

Compound	Time (min)	Peak Area
Ethanol	1.375	246.813
n-Propanol	2.468	227.937

### Scottsdale Police Department Crime Lab Volatiles Analysis

Sample:	1342802	Vial:	13
Description:	[REDACTED]	LIMS ID:	[REDACTED]
Method:	ethanol quant.M	Sequence:	28Oct20
Instrument:	US14173023 CN14160045	Injection date:	10/28/2020 1:28:27 PM
Data file:	C:\Chem32\1\Data\28Oct20\13.D	Analyst:	Abbott

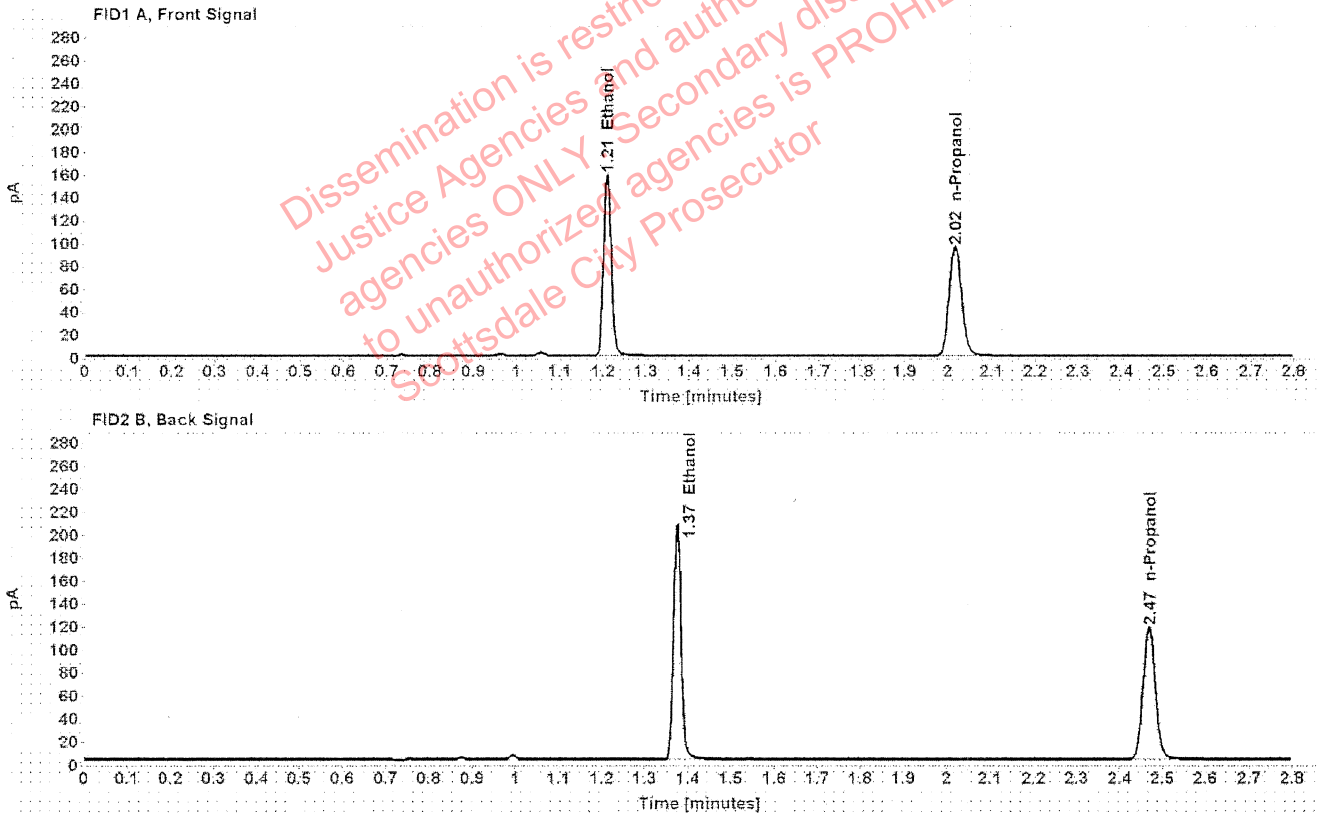


Table 1: FID 1 A (column DB-ALC1)

Compound	Amount (g/100mL)	Time (min)	Peak Area
>Ethanol	0.3016	1.209	202.126
n-Propanol	-----	2.016	189.772

Table 2: FID 2 B (column DB-ALC2)

Compound	Time (min)	Peak Area
Ethanol	1.374	252.738
n-Propanol	2.468	233.251

### Scottsdale Police Department Crime Lab Volatiles Analysis

Sample:	1342054	Vial:	14
Description:	[REDACTED]	LIMS ID:	[REDACTED]
Method:	ethanol quant.M	Sequence:	28Oct20
Instrument:	US14173023 CN14160045	Injection date:	10/28/2020 1:32:27 PM
Data file:	C:\Chem32\1\Data\28Oct20\14.D	Analyst:	Abbott

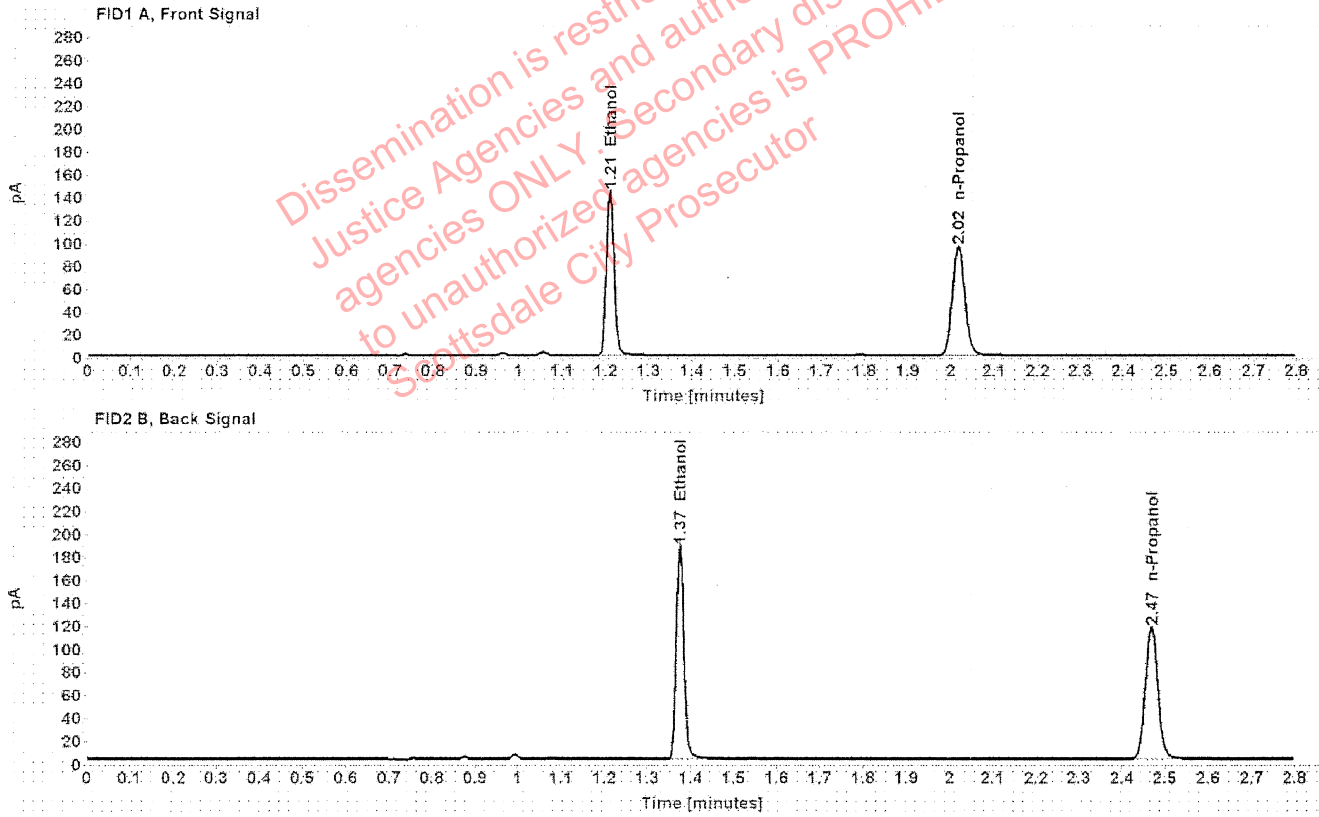


Table 1: FID 1 A (column DB-ALC1)

Compound	Amount (g/100mL)	Time (min)	Peak Area
>Ethanol	0.2723	1.210	182.707
n-Propanol	-----	2.016	190.083

Table 2: FID 2 B (column DB-ALC2)

Compound	Time (min)	Peak Area
Ethanol	1.375	228.654
n-Propanol	2.468	232.772

### Scottsdale Police Department Crime Lab Volatiles Analysis

Sample:	1342054	Vial:	15
Description:	[REDACTED]	LIMS ID:	[REDACTED]
Method:	ethanol quant.M	Sequence:	28Oct20
Instrument:	US14173023 CN14160045	Injection date:	10/28/2020 1:36:26 PM
Data file:	C:\Chem32\1\Data\28Oct20\15.D	Analyst:	Abbott

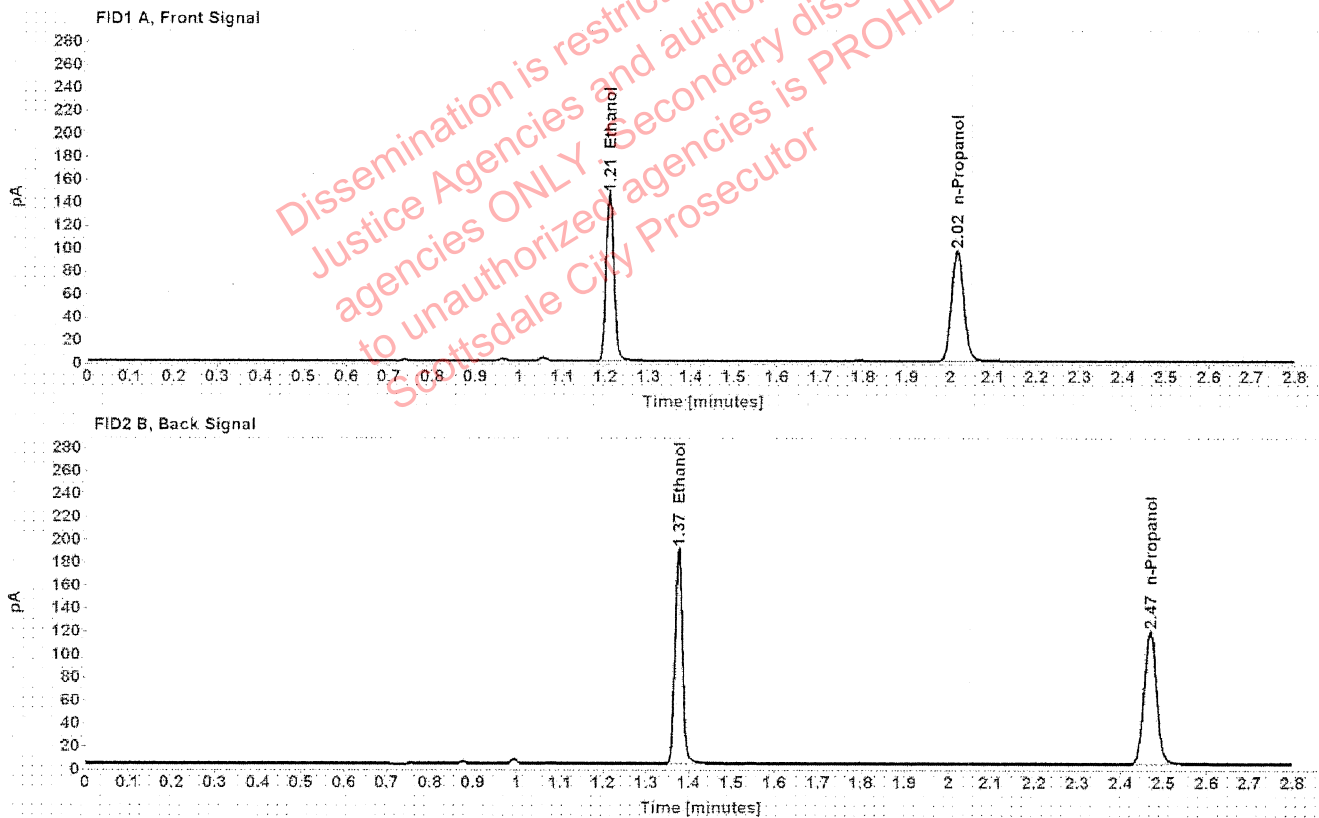


Table 1: FID 1 A (column DB-ALC1)

Compound	Amount (g/100mL)	Time (min)	Peak Area
>Ethanol	0.2737	1.210	185.297
n-Propanol	-----	2.016	191.828

Table 2: FID 2 B (column DB-ALC2)

Compound	Time (min)	Peak Area
Ethanol	1.375	231.951
n-Propanol	2.468	234.929

## Scottsdale Police Department Crime Lab Volatiles Analysis

Sample:	1342359	Vial:	16
Description:	[REDACTED]	LIMS ID:	[REDACTED]
Method:	ethanol quant.M	Sequence:	28Oct20
Instrument:	US14173023 CN14160045	Injection date:	10/28/2020 1:40:27 PM
Data file:	C:\Chem32\1\Data\28Oct20\16.D	Analyst:	Abbott

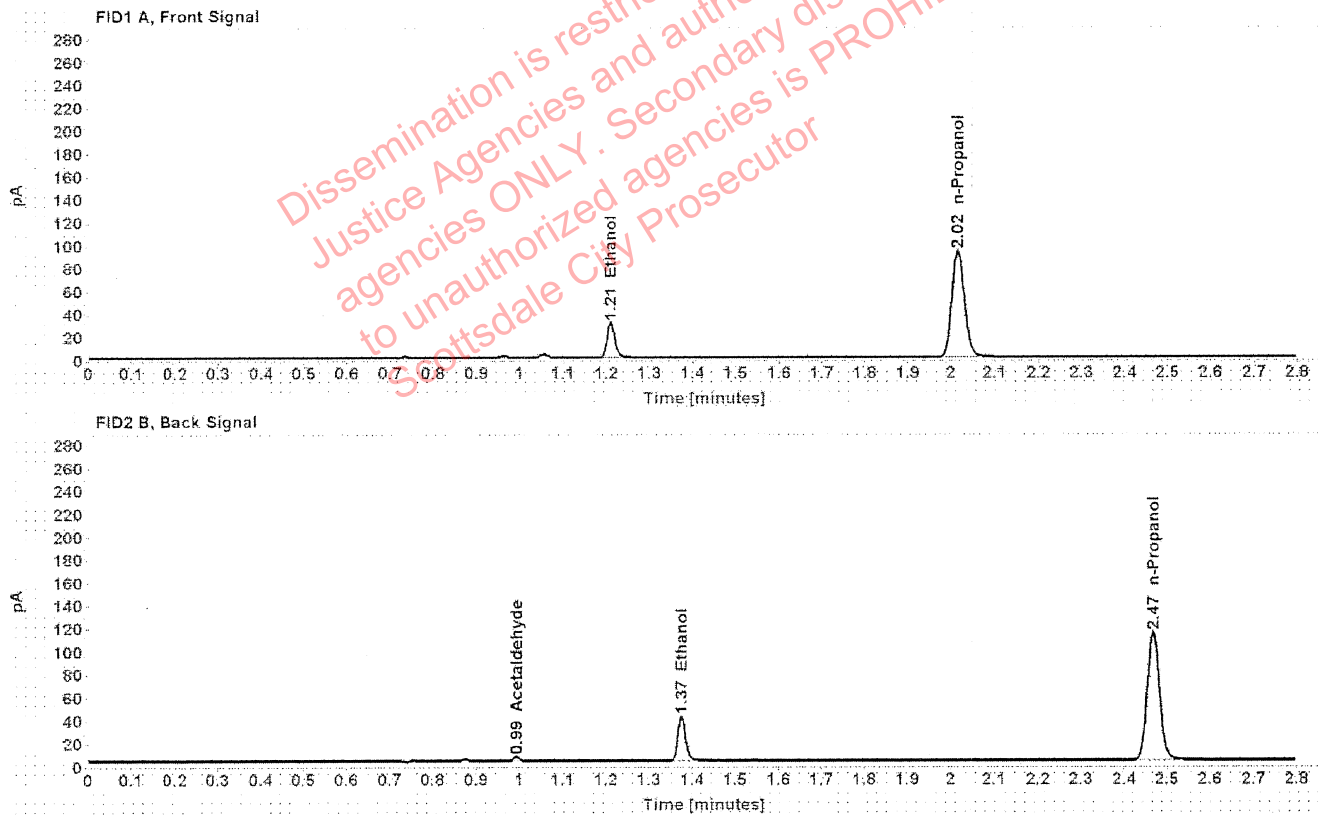


Table 1: FID 1 A (column DB-ALC1)

Compound	Amount (g/100mL)	Time (min)	Peak Area
>Ethanol	0.0610	1.211	39.035
n-Propanol	-----	2.016	184.915

Table 2: FID 2 B (column DB-ALC2)

Compound	Time (min)	Peak Area
Acetaldehyde	0.993	3.896
Ethanol	1.375	48.963
n-Propanol	2.467	226.923

### Scottsdale Police Department Crime Lab Volatiles Analysis

Sample:	1342359	Vial:	17
Description:	[REDACTED]	LIMS ID:	[REDACTED]
Method:	ethanol quant.M	Sequence:	28Oct20
Instrument:	US14173023 CN14160045	Injection date:	10/28/2020 1:44:27 PM
Data file:	C:\Chem32\1\Data\28Oct20\17.D	Analyst:	Abbott

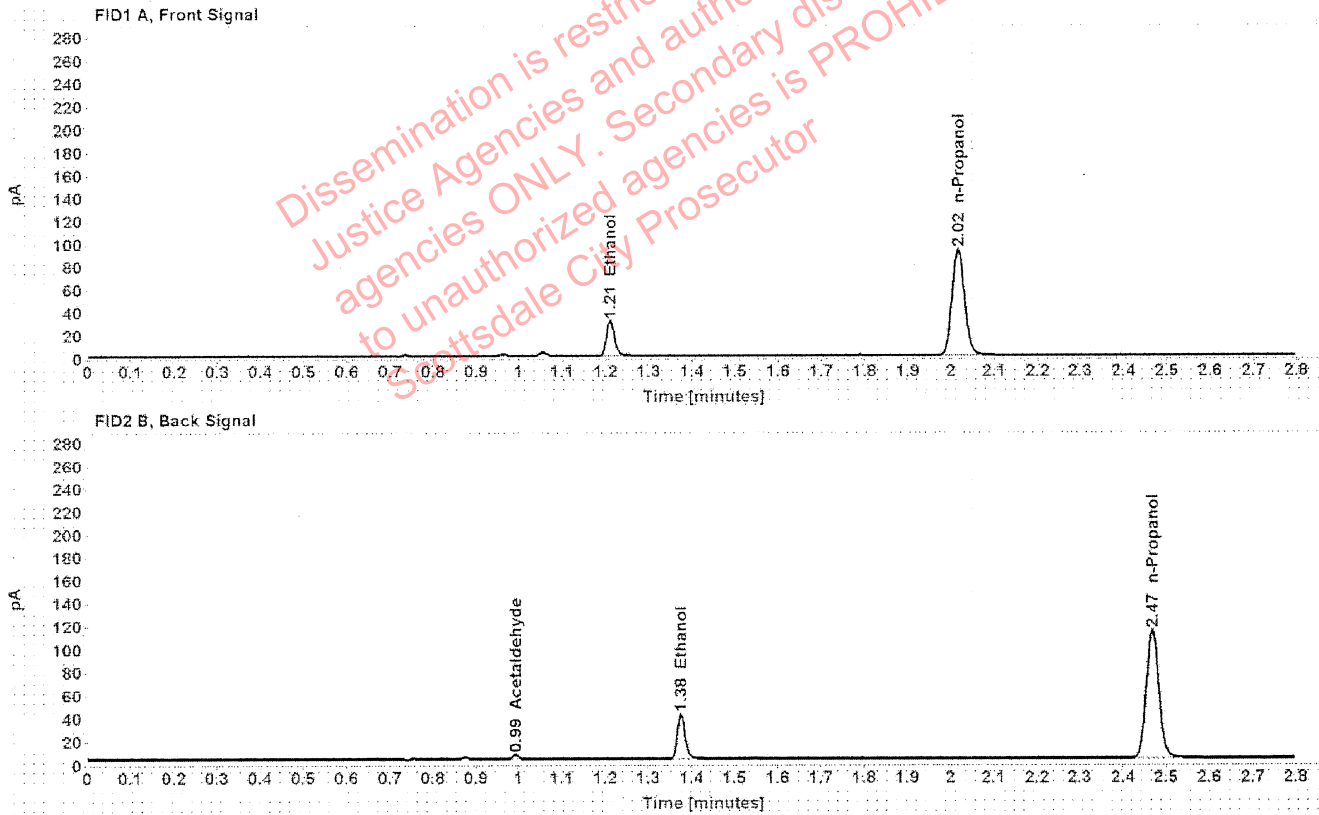


Table 1: FID 1 A (column DB-ALC1)

Compound	Amount (g/100mL)	Time (min)	Peak Area
>Ethanol	0.0609	1.211	38.939
n-Propanol	-----	2.016	184.906

Table 2: FID 2 B (column DB-ALC2)

Compound	Time (min)	Peak Area
Acetaldehyde	0.993	3.897
Ethanol	1.375	48.991
n-Propanol	2.467	226.738

### Scottsdale Police Department Crime Lab Volatiles Analysis

Sample:	1343341	Vial:	18
Description:	[REDACTED]	LIMS ID:	[REDACTED]
Method:	ethanol quant.M	Sequence:	28Oct20
Instrument:	US14173023 CN14160045	Injection date:	10/28/2020 1:48:27 PM
Data file:	C:\Chem32\1\Data\28Oct20\18.D	Analyst:	Abbott

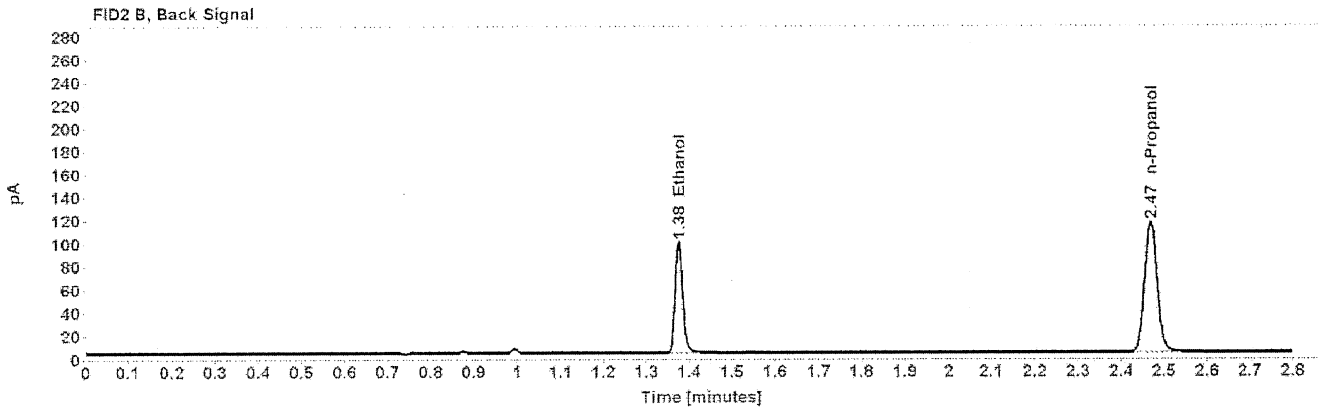
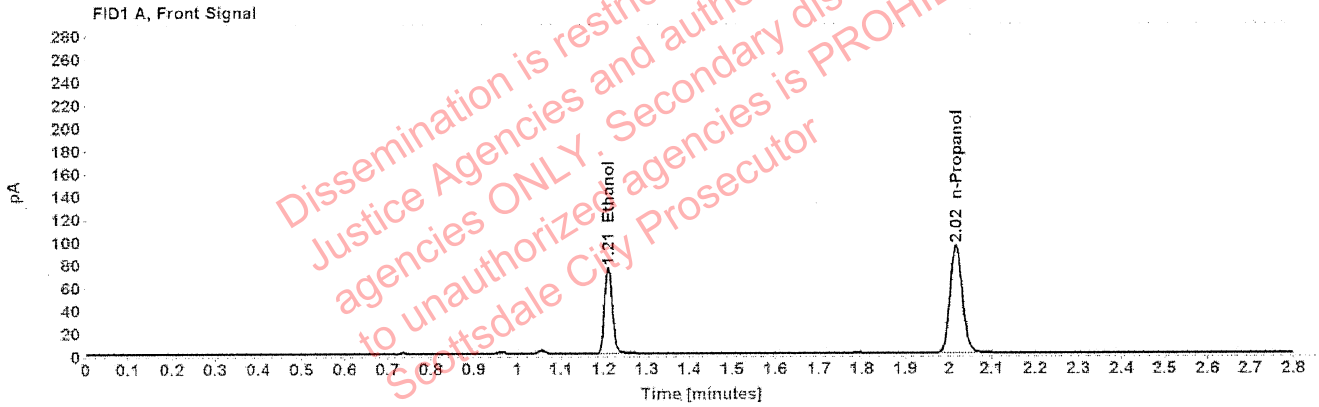


Table 1: FID 1 A (column DB-ALC1)

Compound	Amount (g/100mL)	Time (min)	Peak Area
>Ethanol	0.1455	1.210	96.055
n-Propanol	-----	2.016	188.038

Table 2: FID 2 B (column DB-ALC2)

Compound	Time (min)	Peak Area
Ethanol	1.375	119.443
n-Propanol	2.468	230.755



### Scottsdale Police Department Crime Lab Volatiles Analysis

Sample:	1343341	Vial:	19
Description:	[REDACTED]	LIMS ID:	[REDACTED]
Method:	ethanol quant.M	Sequence:	28Oct20
Instrument:	US14173023 CN14160045	Injection date:	10/28/2020 1:52:42 PM
Data file:	C:\Chem32\1\Data\28Oct20\19.D	Analyst:	Abbott

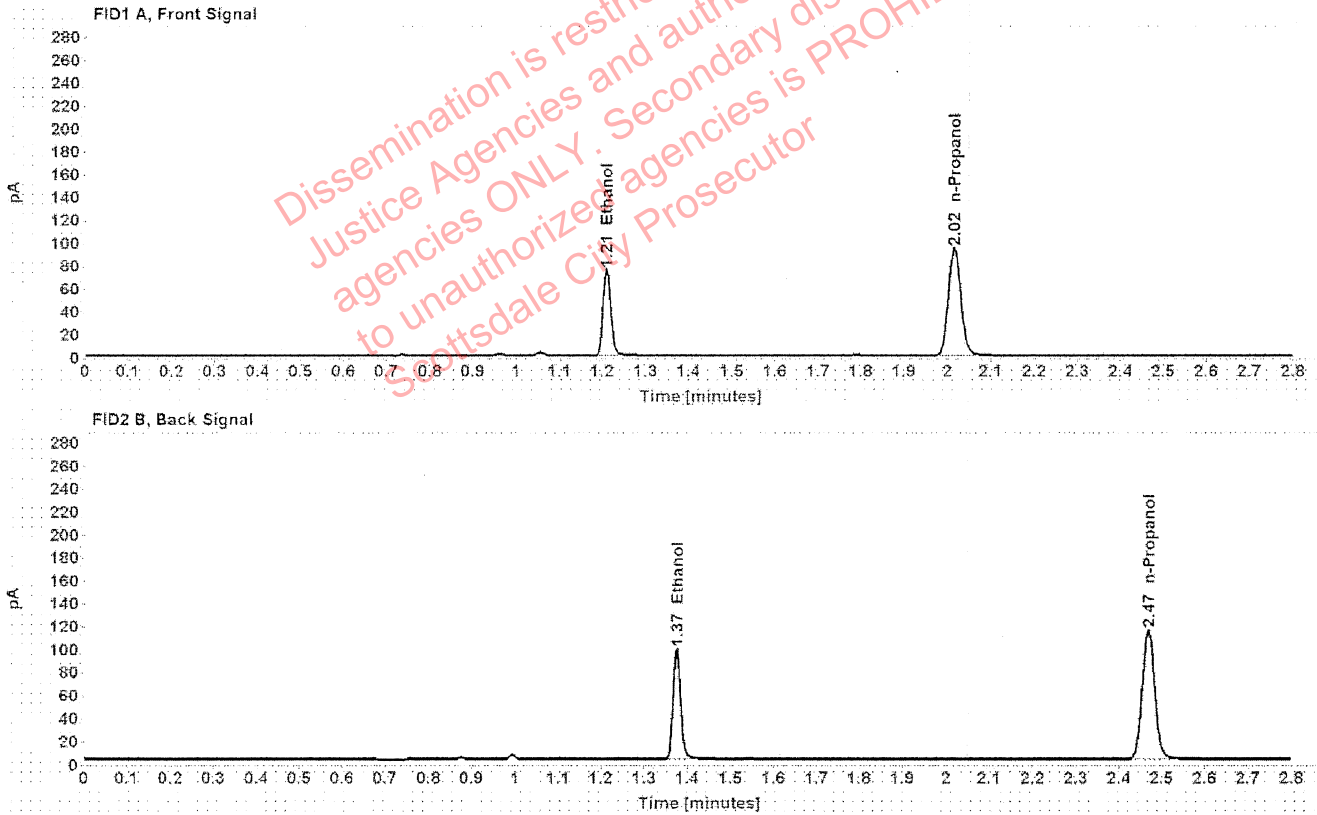


Table 1: FID 1 A (column DB-ALC1)

Compound	Amount (g/100mL)	Time (min)	Peak Area
>Ethanol	0.1455	1.210	95.607
n-Propanol	-----	2.016	187.165

Table 2: FID 2 B (column DB-ALC2)

Compound	Time (min)	Peak Area
Ethanol	1.375	118.677
n-Propanol	2.468	229.919

### Scottsdale Police Department Crime Lab Volatiles Analysis

Sample:	1343177	Vial:	21
Description:	[REDACTED]	LIMS ID:	[REDACTED]
Method:	ethanol quant.M	Sequence:	28Oct20
Instrument:	US14173023 CN14160045	Injection date:	10/28/2020 2:00:42 PM
Data file:	C:\Chem32\1\Data\28Oct20\21.D	Analyst:	Abbott

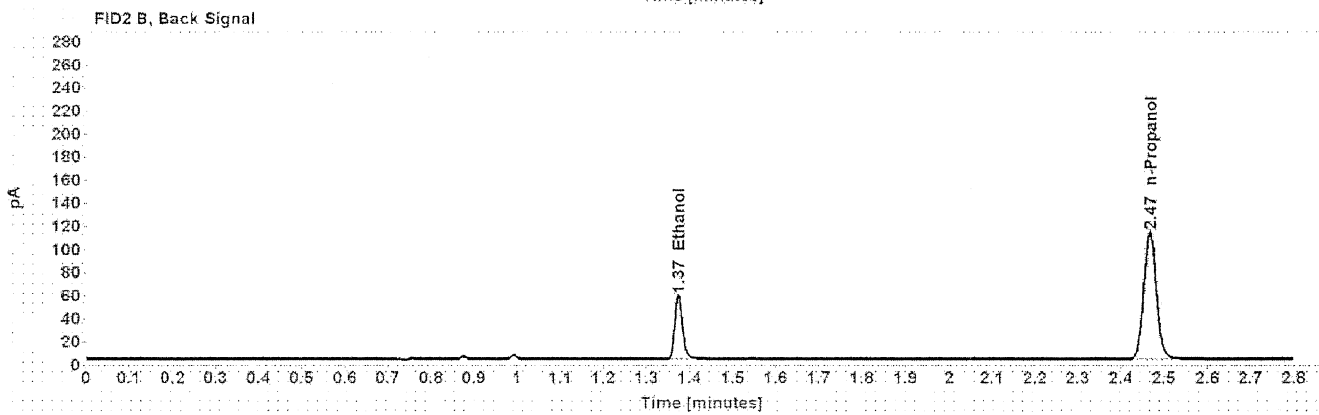
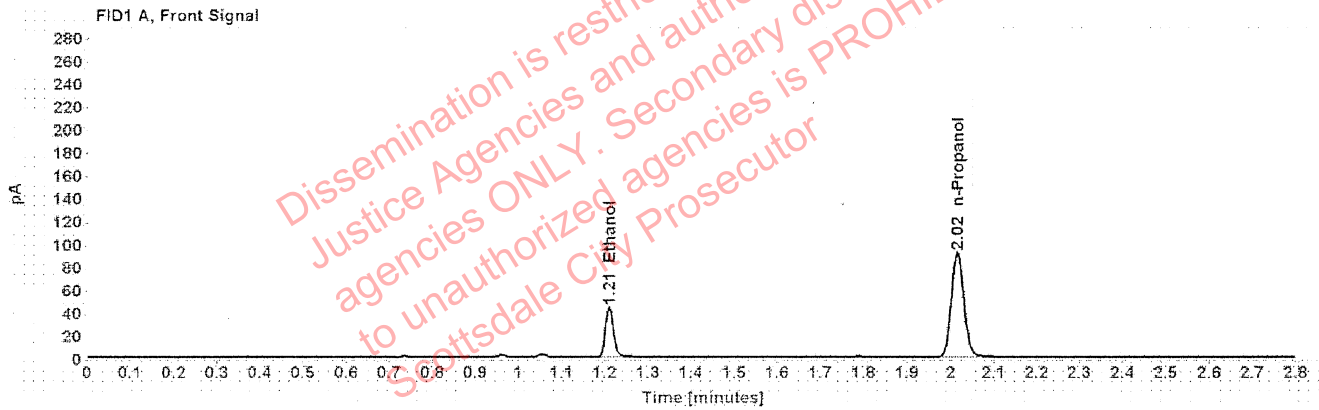


Table 1: FID 1 A (column DB-ALC1)

Compound	Amount (g/100mL)	Time (min)	Peak Area
>Ethanol	0.0871	1.210	55.449
n-Propanol	-----	2.015	182.808

Table 2: FID 2 B (column DB-ALC2)

Compound	Time (min)	Peak Area
Ethanol	1.374	68.661
n-Propanol	2.467	223.647

## Scottsdale Police Department Crime Lab Volatiles Analysis

Sample:	1343177	Vial:	22
Description:	[REDACTED]	LIMS ID:	[REDACTED]
Method:	ethanol quant.M	Sequence:	28Oct20
Instrument:	US14173023 CN14160045	Injection date:	10/28/2020 2:04:42 PM
Data file:	C:\Chem32\1\Data\28Oct20\22.D	Analyst:	Abbott

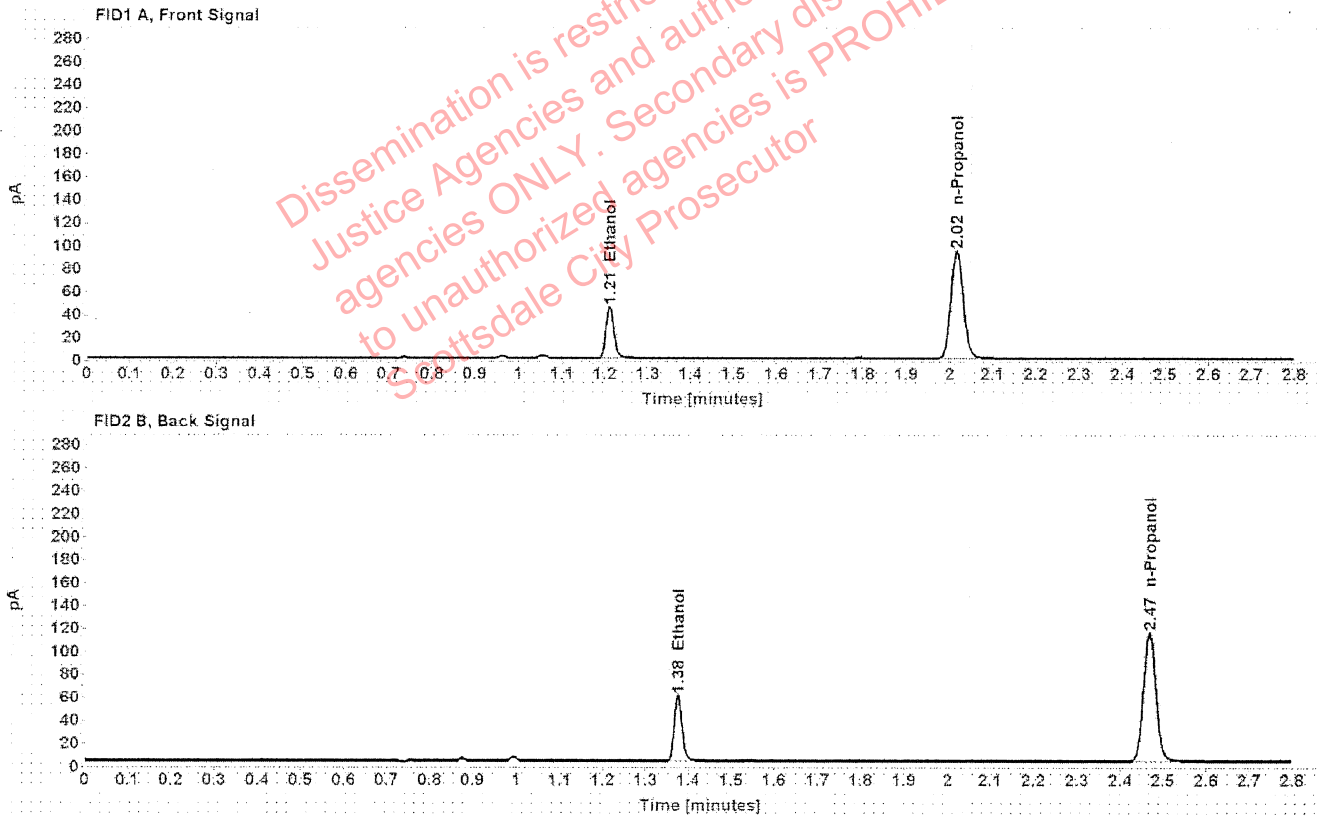


Table 1: FID 1 A (column DB-ALC1)

Compound	Amount (g/100mL)	Time (min)	Peak Area
>Ethanol	0.0883	1.211	57.499
n-Propanol	-----	2.016	186.673

Table 2: FID 2 B (column DB-ALC2)

Compound	Time (min)	Peak Area
Ethanol	1.375	71.298
n-Propanol	2.468	228.624

### Scottsdale Police Department Crime Lab Volatiles Analysis

Sample:	1343359	Vial:	23
Description:	[REDACTED]	LIMS ID:	[REDACTED]
Method:	ethanol quant.M	Sequence:	28Oct20
Instrument:	US14173023 CN14160045	Injection date:	10/28/2020 2:08:44 PM
Data file:	C:\Chem32\1\Data\28Oct20\23.D	Analyst:	Abbott

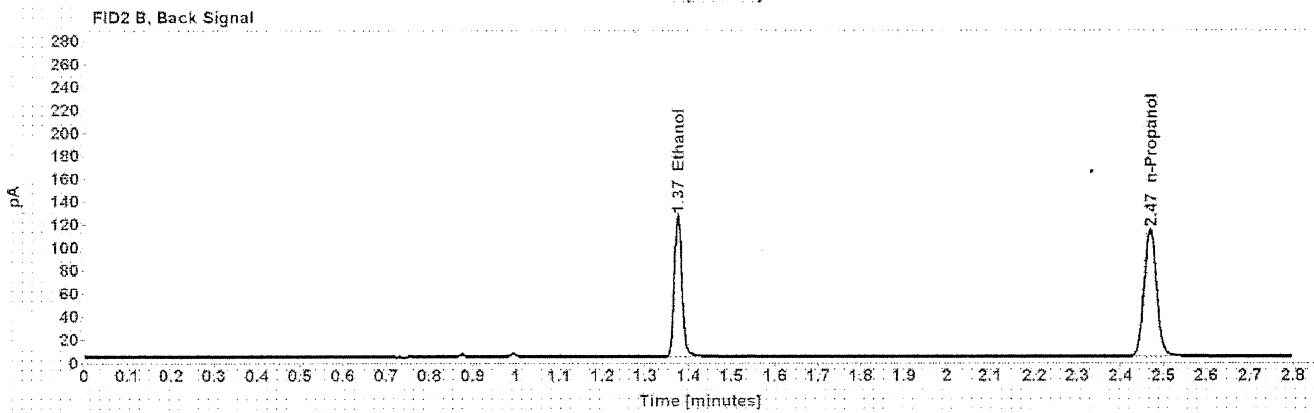
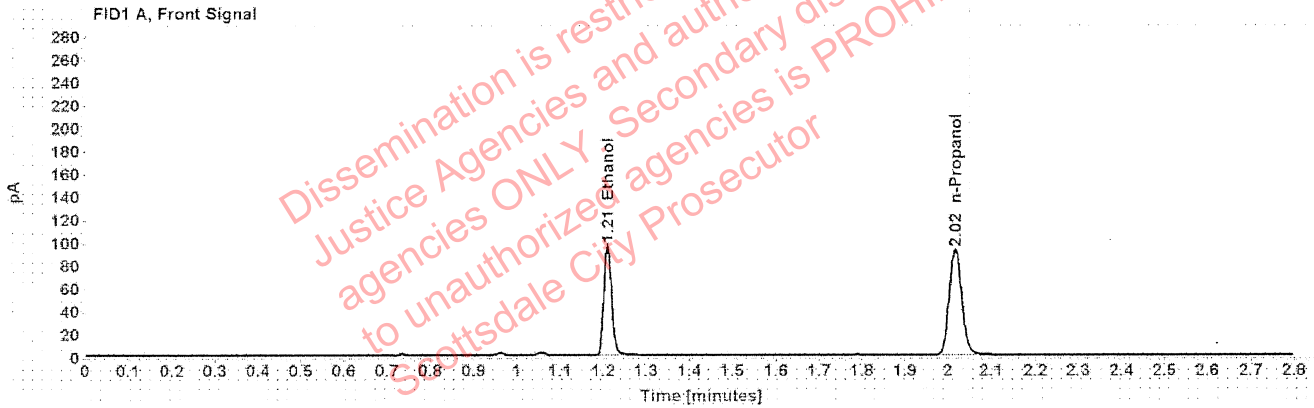


Table 1: FID 1 A (column DB-ALC1)

Compound	Amount (g/100mL)	Time (min)	Peak Area
>Ethanol	0.1889	1.210	122.268
n-Propanol	-----	2.016	183.902

Table 2: FID 2 B (column DB-ALC2)

Compound	Time (min)	Peak Area
Ethanol	1.375	152.408
n-Propanol	2.468	225.396

### Scottsdale Police Department Crime Lab Volatiles Analysis

Sample:	1343359	Vial:	24
Description:	[redacted]	LIMS ID:	[redacted]
Method:	ethanol quant.M	Sequence:	28Oct20
Instrument:	US14173023 CN14160045	Injection date:	10/28/2020 2:12:42 PM
Data file:	C:\Chem32\1\Data\28Oct20\24.D	Analyst:	Abbott

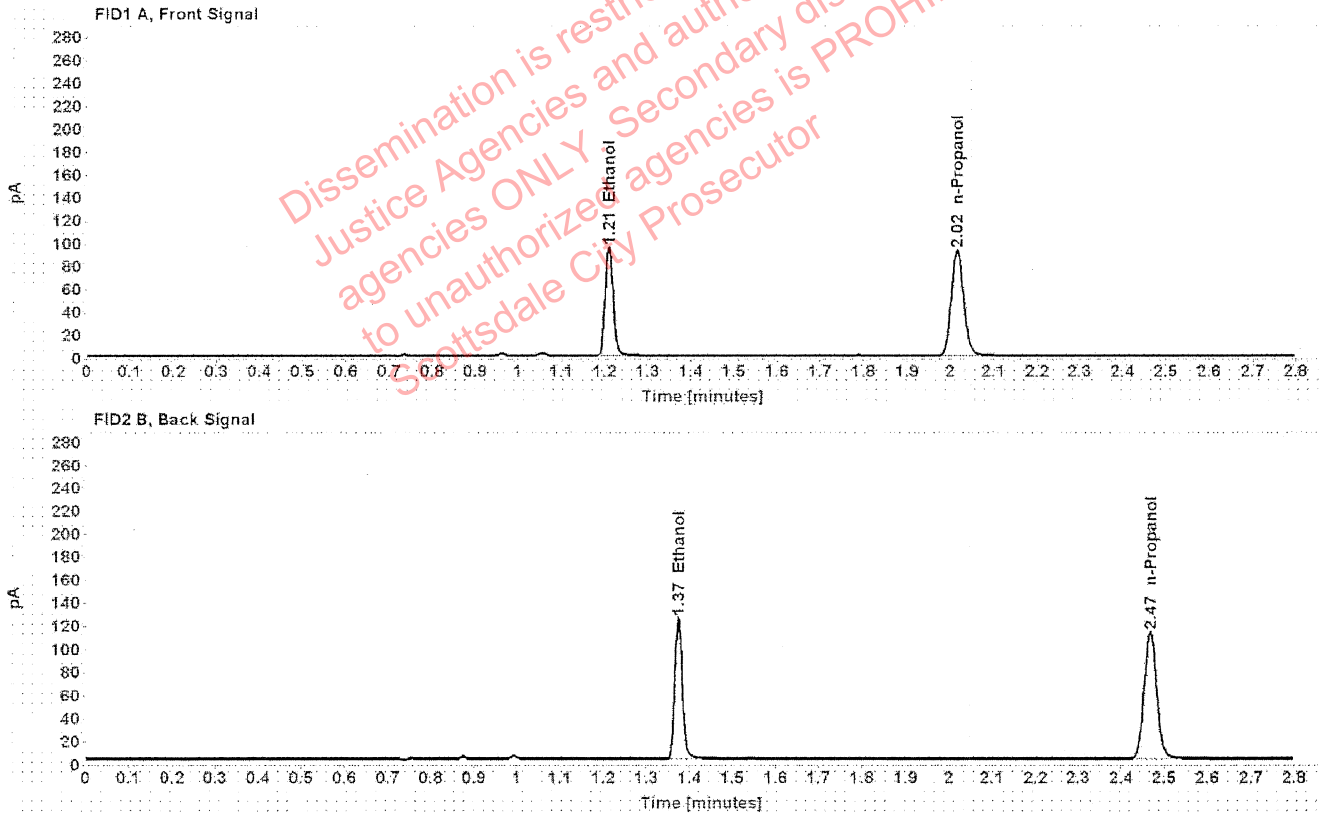


Table 1: FID 1 A (column DB-ALC1)

Compound	Amount (g/100mL)	Time (min)	Peak Area
>Ethanol	0.1881	1.209	121.621
n-Propanol	-----	2.016	183.625

Table 2: FID 2 B (column DB-ALC2)

Compound	Time (min)	Peak Area
Ethanol	1.374	152.006
n-Propanol	2.467	225.051

### Scottsdale Police Department Crime Lab Volatiles Analysis

Sample:	1342213	Vial:	25
Description:	[REDACTED]	LIMS ID:	[REDACTED]
Method:	ethanol quant.M	Sequence:	28Oct20
Instrument:	US14173023 CN14160045	Injection date:	10/28/2020 2:16:57 PM
Data file:	C:\Chem32\1\Data\28Oct20\25.D	Analyst:	Abbott

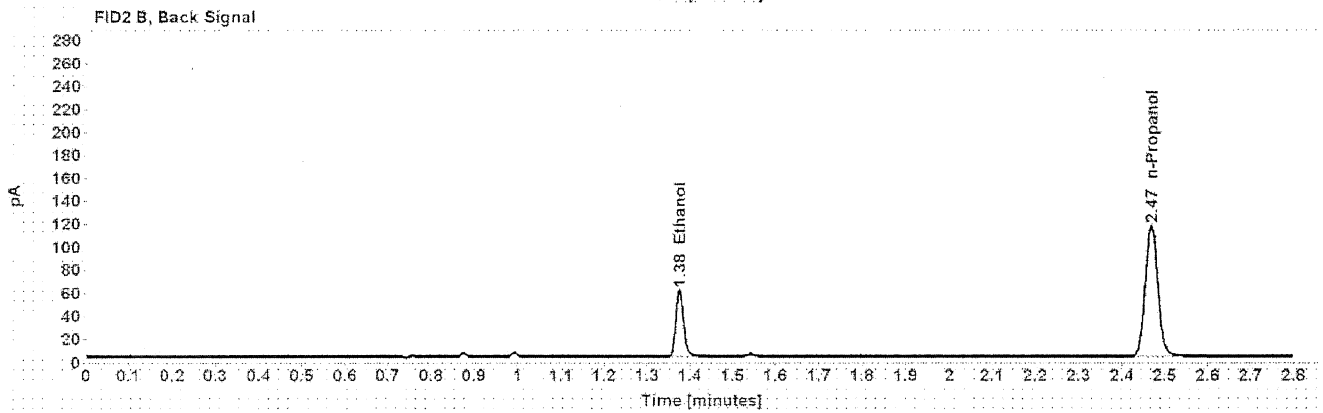
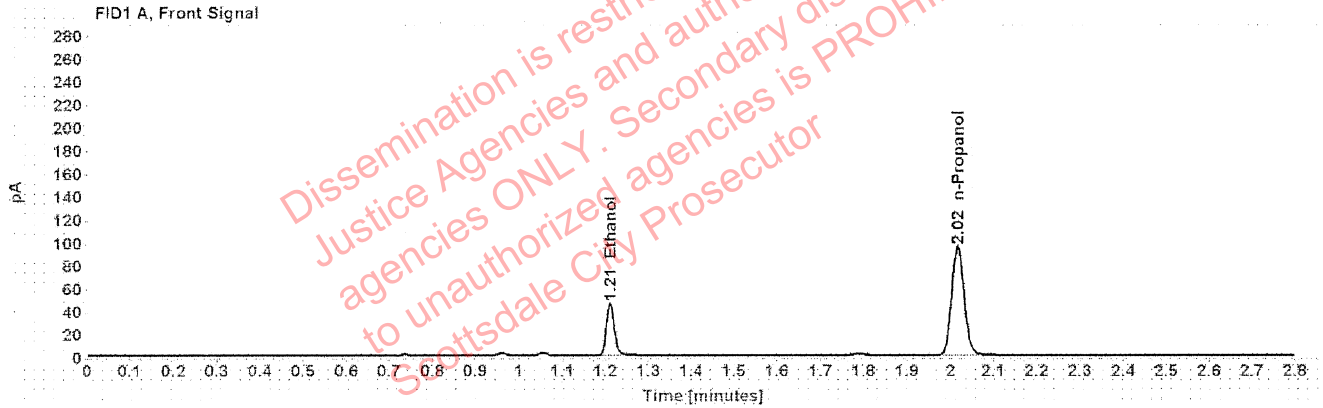


Table 1: FID 1 A (column DB-ALC1)

Compound	Amount (g/100mL)	Time (min)	Peak Area
>Ethanol	0.0884	1.211	58.335
n-Propanol	-----	2.016	189.359

Table 2: FID 2 B (column DB-ALC2)

Compound	Time (min)	Peak Area
Ethanol	1.375	72.266
n-Propanol	2.468	232.174

### Scottsdale Police Department Crime Lab Volatiles Analysis

Sample:	1342213	Vial:	26
Description:	[REDACTED]	LIMS ID:	[REDACTED]
Method:	ethanol quant.M	Sequence:	28Oct20
Instrument:	US14173023 CN14160045	Injection date:	10/28/2020 2:20:57 PM
Data file:	C:\Chem321\1\Data\28Oct20\26.D	Analyst:	Abbott

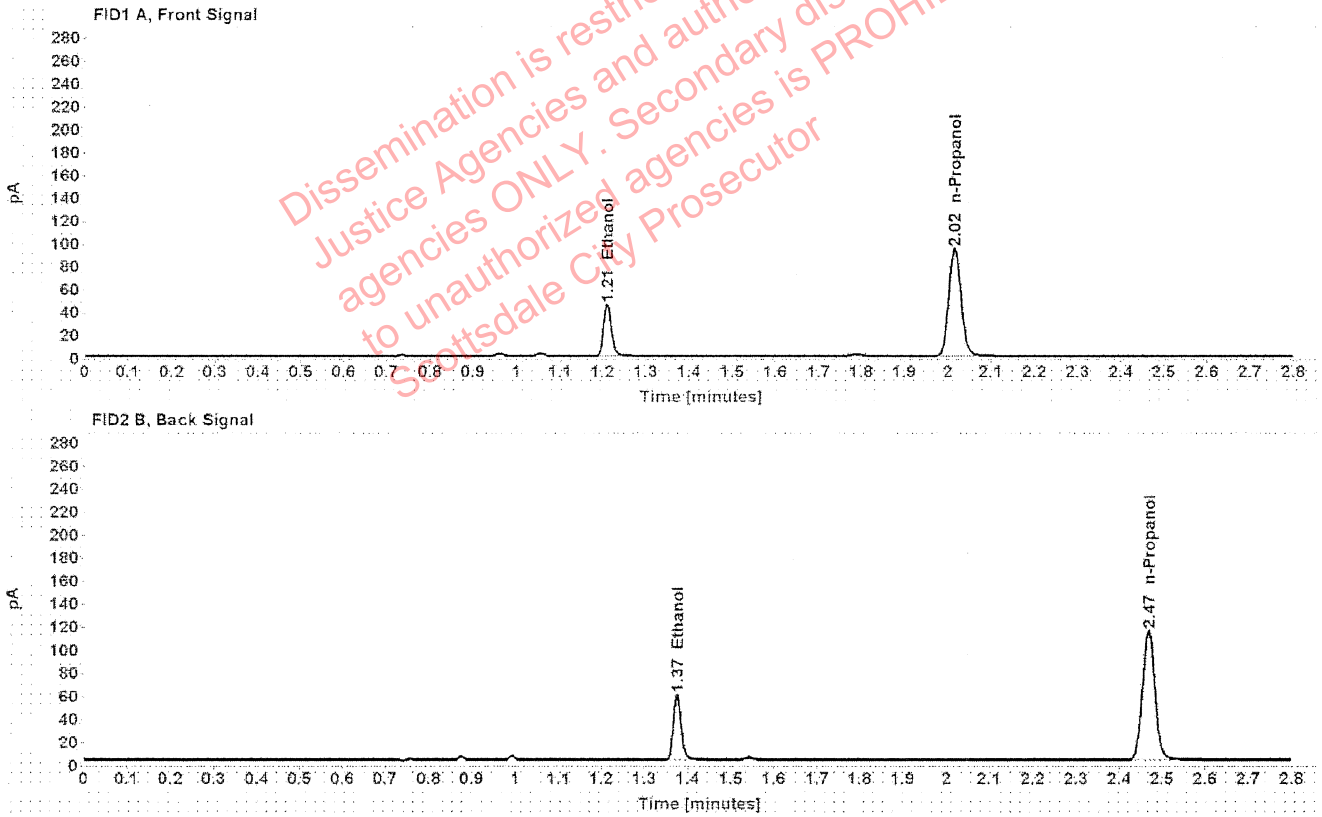


Table 1: FID 1 A (column DB-ALC1)

Compound	Amount (g/100mL)	Time (min)	Peak Area
>Ethanol	0.0876	1.211	57.208
n-Propanol	-----	2.016	187.343

Table 2: FID 2 B (column DB-ALC2)

Compound	Time (min)	Peak Area
Ethanol	1.375	70.951
n-Propanol	2.468	229.660



### Scottsdale Police Department Crime Lab Volatiles Analysis

Sample:	1324613	Vial:	27
Description:	[REDACTED]	LIMS ID:	[REDACTED]
Method:	ethanol quant.M	Sequence:	28Oct20
Instrument:	US14173023 CN14160045	Injection date:	10/28/2020 2:24:57 PM
Data file:	C:\Chem32\1\Data\28Oct20\27.D	Analyst:	Abbott

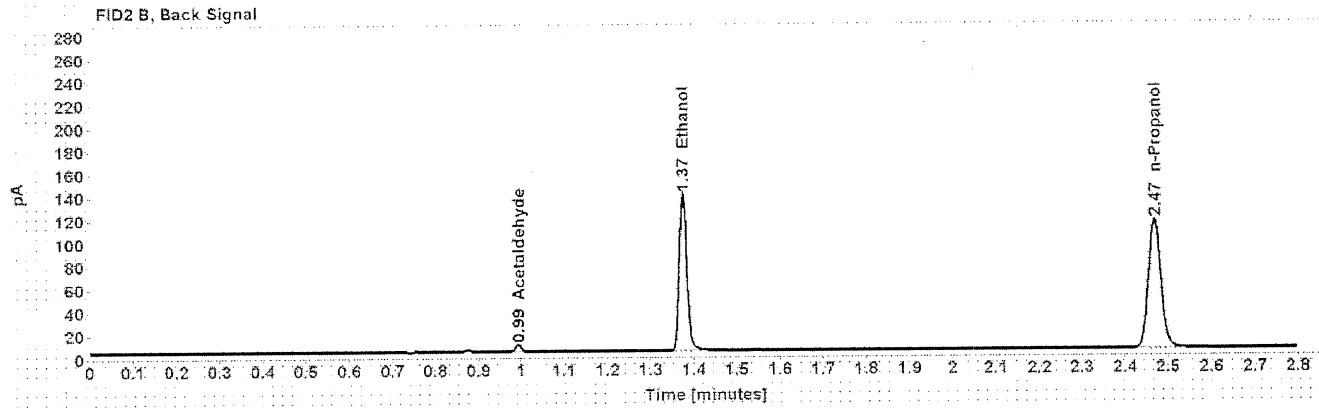
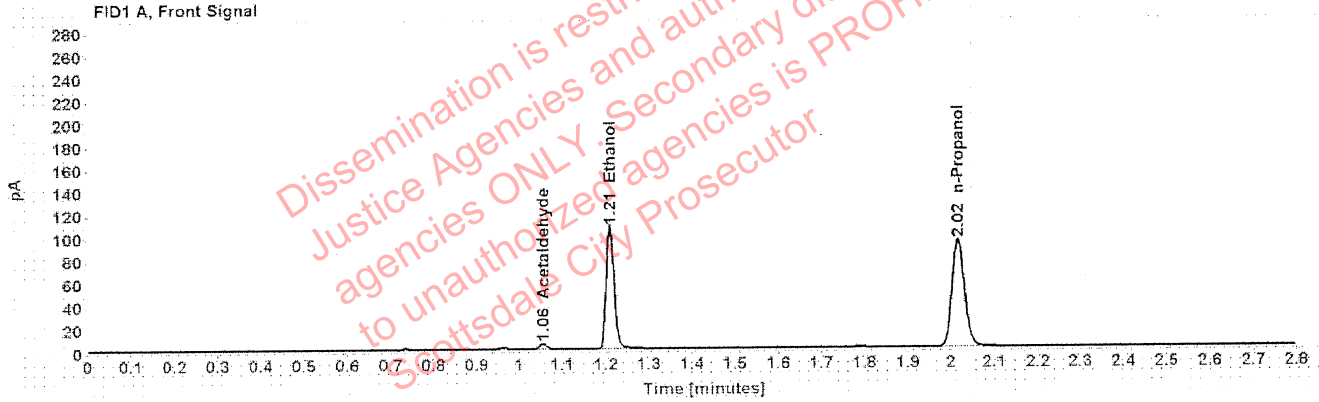


Table 1: FID 1 A (column DB-ALC1)

Compound	Amount (g/100mL)	Time (min)	Peak Area
Acetaldehyde	-----	1.056	4.547
>Ethanol	0.2065	1.210	135.579
n-Propanol	-----	2.016	186.400

Table 2: FID 2 B (column DB-ALC2)

Compound	Time (min)	Peak Area
Acetaldehyde	0.993	5.927
Ethanol	1.375	168.901
n-Propanol	2.468	228.766

### Scottsdale Police Department Crime Lab Volatiles Analysis

Sample:	1324613	Vial:	28
Description:	[REDACTED]	LIMS ID:	[REDACTED]
Method:	ethanol quant.M	Sequence:	28Oct20
Instrument:	US14173023 CN14160045	Injection date:	10/28/2020 2:28:57 PM
Data file:	C:\Chem32\1\Data\28Oct20\28.D	Analyst:	Abbott

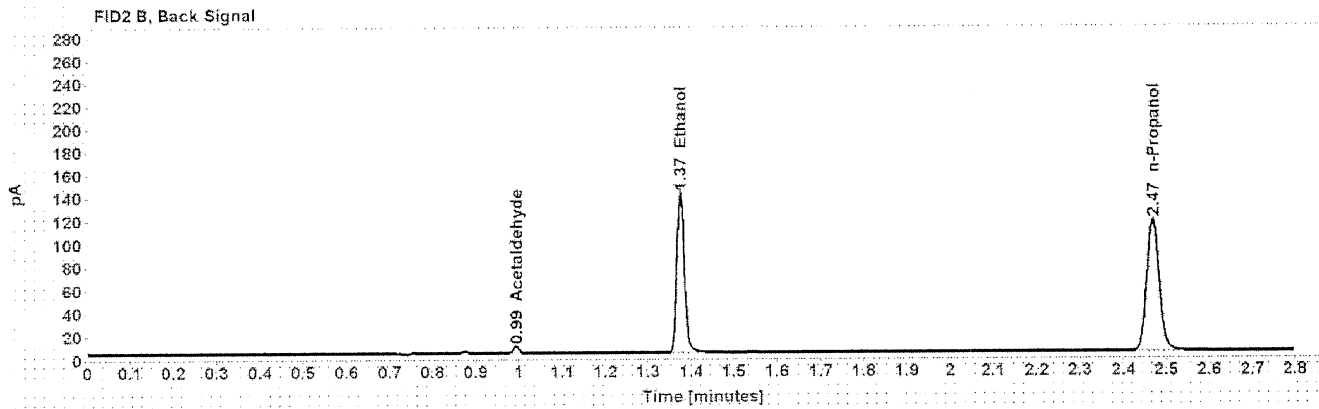
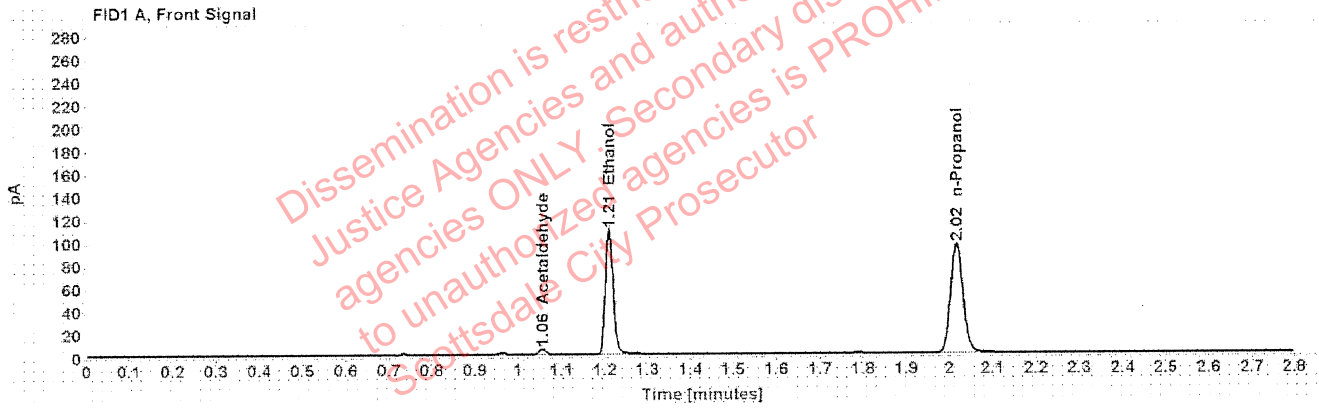


Table 1: FID 1 A (column DB-ALC1)

Compound	Amount (g/100mL)	Time (min)	Peak Area
Acetaldehyde	-----	1.056	4.536
>Ethanol	0.2061	1.210	137.790
n-Propanol	-----	2.016	189.788

Table 2: FID 2 B (column DB-ALC2)

Compound	Time (min)	Peak Area
Acetaldehyde	0.993	5.916
Ethanol	1.375	171.535
n-Propanol	2.468	232.807

### Scottsdale Police Department Crime Lab Volatiles Analysis

Sample:	1342237	Vial:	29
Description:	[REDACTED]	LIMS ID:	[REDACTED]
Method:	ethanol quant.M	Sequence:	28Oct20
Instrument:	US14173023 CN14160045	Injection date:	10/28/2020 2:32:57 PM
Data file:	C:\Chem32\1\Data\28Oct20\29.D	Analyst:	Abbott

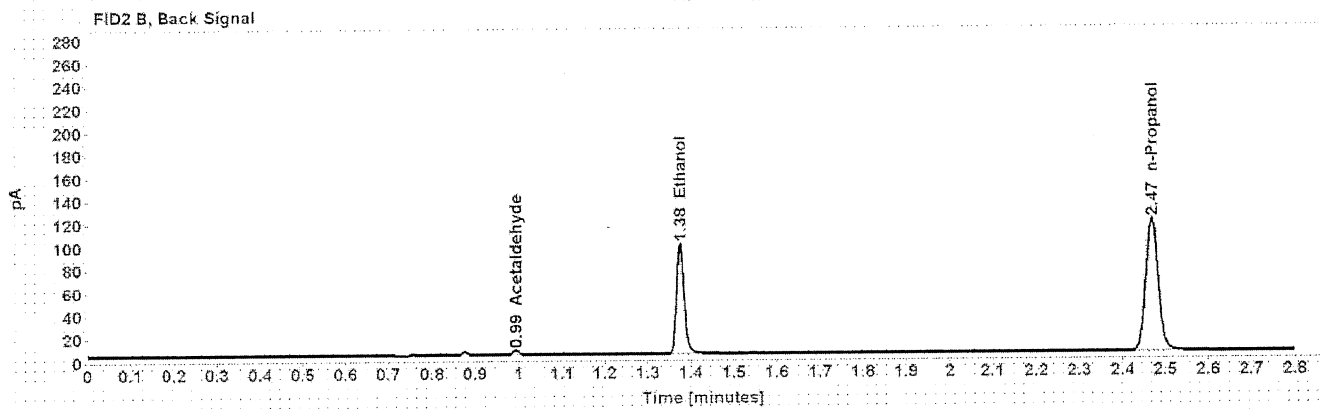
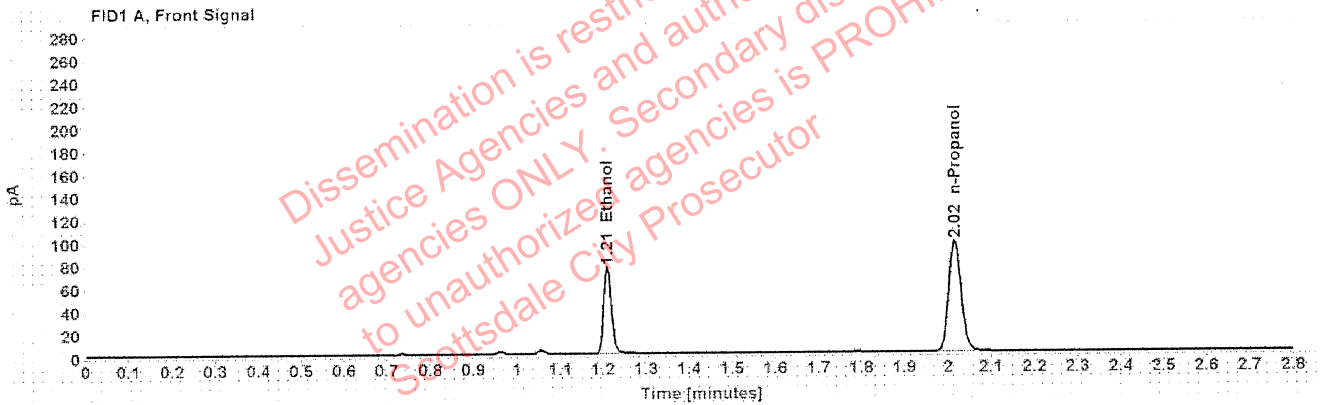


Table 1: FID 1 A (column DB-ALC1)

Compound	Amount (g/100mL)	Time (min)	Peak Area
>Ethanol	0.1419	1.210	95.936
n-Propanol	-----	2.016	192.540

Table 2: FID 2 B (column DB-ALC2)

Compound	Time (min)	Peak Area
Acetaldehyde	0.993	3.945
Ethanol	1.375	119.145
n-Propanol	2.468	235.744

### Scottsdale Police Department Crime Lab Volatiles Analysis

Sample:	1342237	Vial:	30
Description:	[redacted]	LIMS ID:	[redacted]
Method:	ethanol quant.M	Sequence:	28Oct20
Instrument:	US14173023 CN14160045	Injection date:	10/28/2020 2:36:59 PM
Data file:	C:\Chem32\1\Data\28Oct20\30.D	Analyst:	Abbott

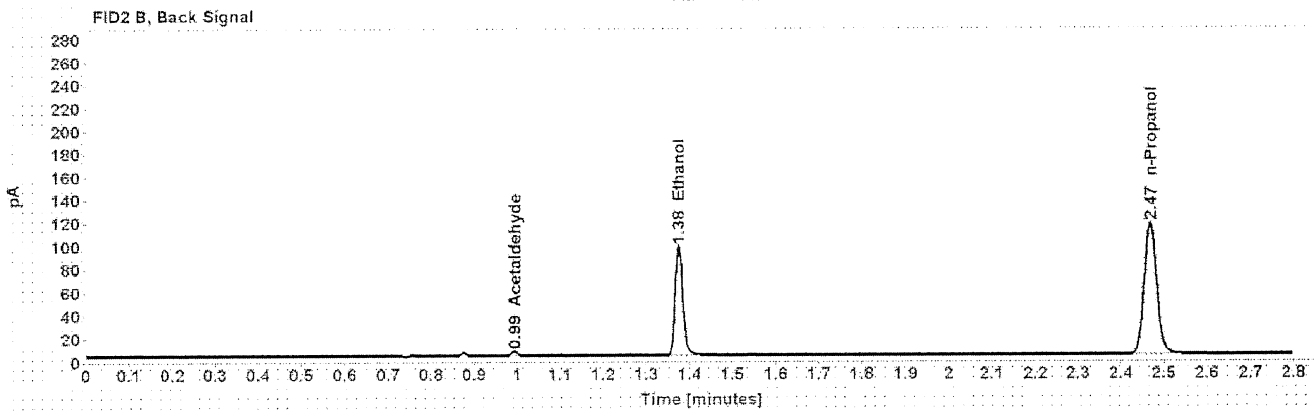
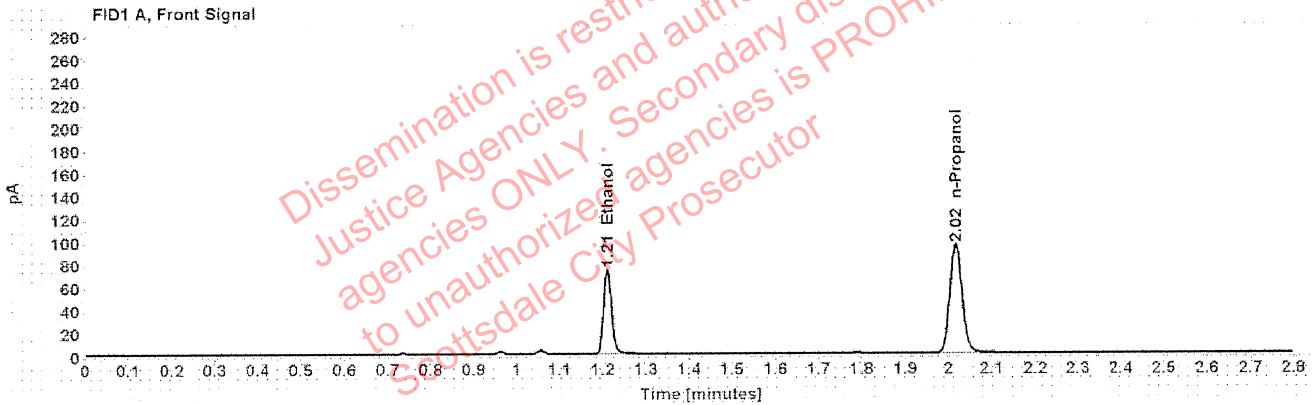


Table 1: FID 1 A (column DB-ALC1)

Compound	Amount (g/100mL)	Time (min)	Peak Area
>Ethanol	0.1419	1.210	94.159
n-Propanol	-----	2.016	188.949

Table 2: FID 2 B (column DB-ALC2)

Compound	Time (min)	Peak Area
Acetaldehyde	0.993	3.869
Ethanol	1.375	117.266
n-Propanol	2.468	231.342

### Scottsdale Police Department Crime Lab Volatiles Analysis

Sample:	1343478	Vial:	32
Description:	[REDACTED]	LIMS ID:	[REDACTED]
Method:	ethanol quant.M	Sequence:	28Oct20
Instrument:	US14173023 CN14160045	Injection date:	10/28/2020 2:45:12 PM
Data file:	C:\Chem32\1\Data\28Oct20\32.D	Analyst:	Abbott

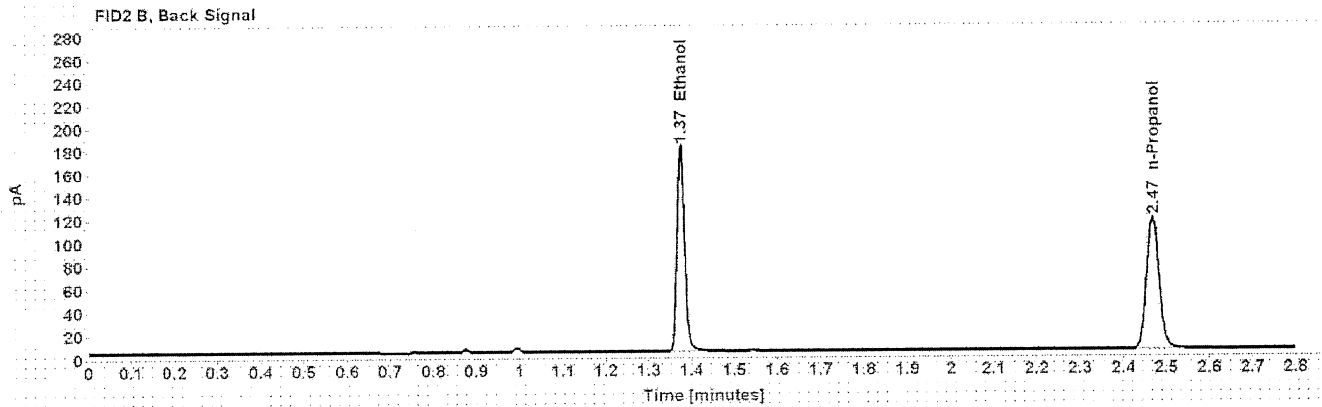
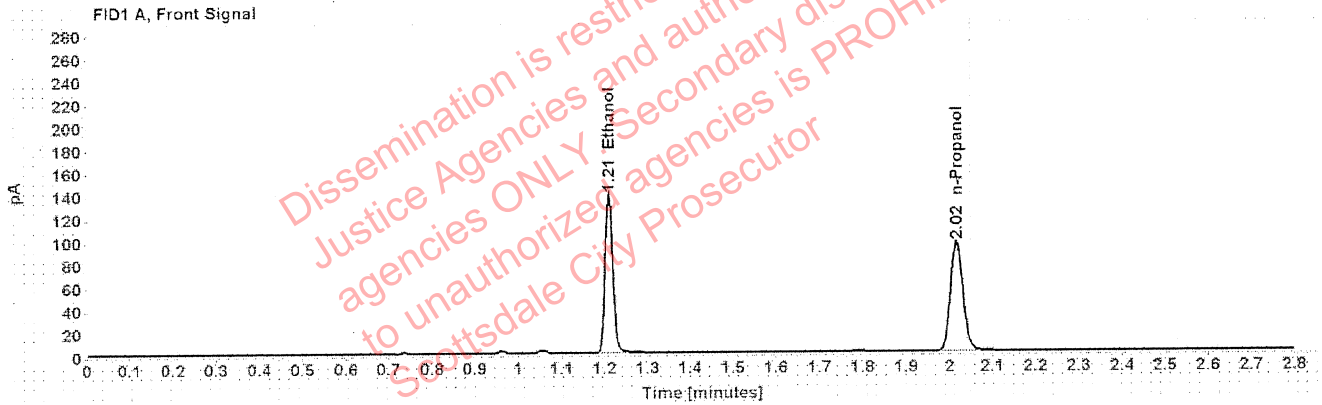


Table 1: FID 1 A (column DB-ALC1)

Compound	Amount (g/100mL)	Time (min)	Peak Area
>Ethanol	0.2636	1.210	176.865
n-Propanol	-----	2.016	190.162

Table 2: FID 2 B (column DB-ALC2)

Compound	Time (min)	Peak Area
Ethanol	1.375	221.020
n-Propanol	2.468	232.991

## Scottsdale Police Department Crime Lab Volatiles Analysis

Sample:	1343478	Vial:	33
Description:	[REDACTED]	LIMS ID:	[REDACTED]
Method:	ethanol quant.M	Sequence:	28Oct20
Instrument:	US14173023 CN14160045	Injection date:	10/28/2020 2:49:11 PM
Data file:	C:\Chem321\1\Data\28Oct20\33.D	Analyst:	Abbott

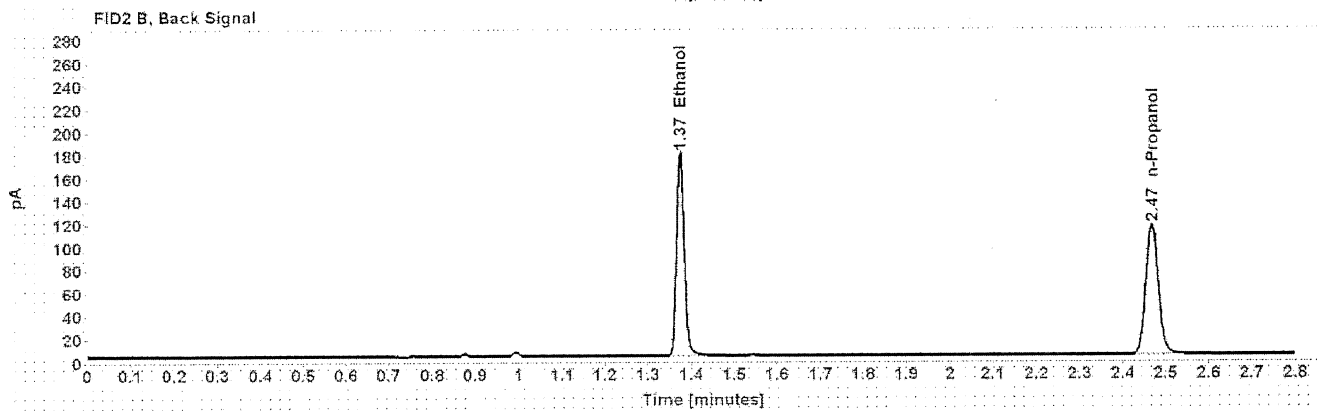
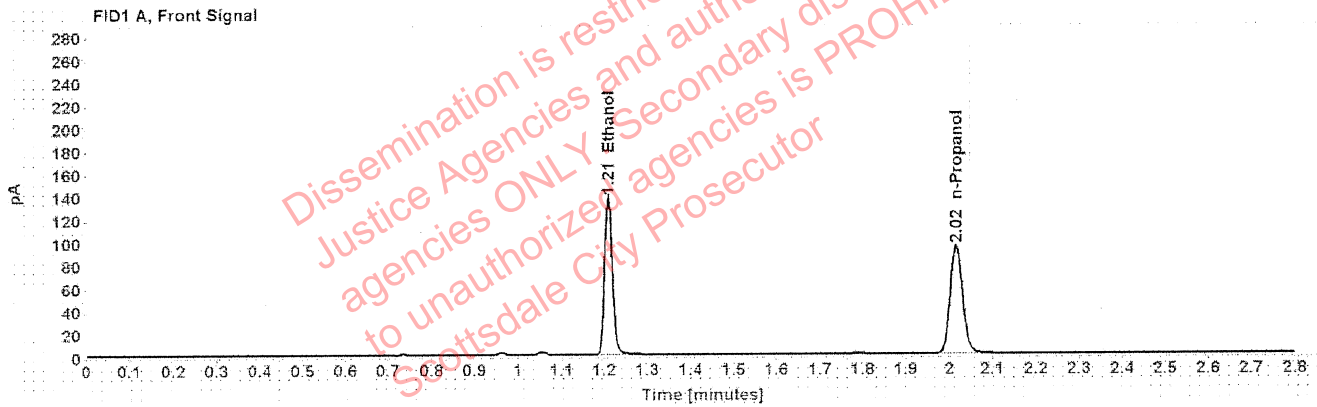


Table 1: FID 1 A (column DB-ALC1)

Compound	Amount (g/100mL)	Time (min)	Peak Area
>Ethanol	0.2635	1.210	175.094
n-Propanol	-----	2.016	188.277

Table 2: FID 2 B (column DB-ALC2)

Compound	Time (min)	Peak Area
Ethanol	1.375	218.891
n-Propanol	2.468	230.450

## Scottsdale Police Department Crime Lab Volatiles Analysis

Sample:	37901CO	Vial:	34
Description:	[REDACTED]	LIMS ID:	[REDACTED]
Method:	ethanol quant.M	Sequence:	28Oct20
Instrument:	US14173023 CN14160045	Injection date:	10/28/2020 2:53:11 PM
Data file:	C:\Chem32\1\Data\28Oct20\34.D	Analyst:	Abbott

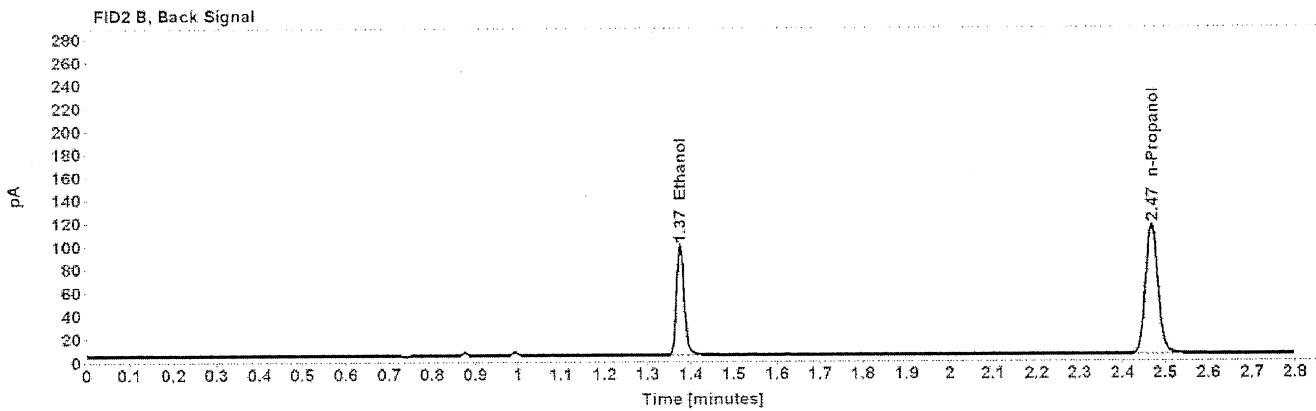
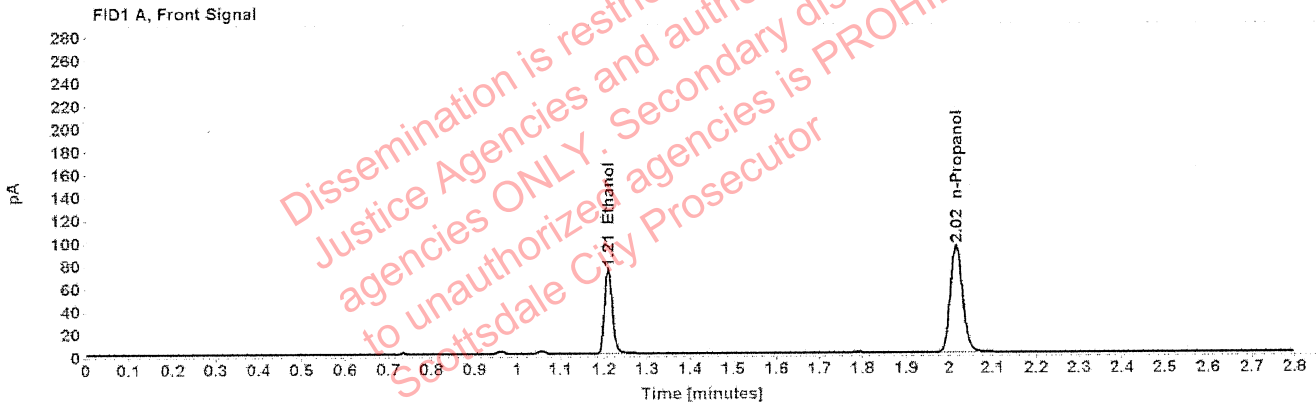


Table 1: FID 1 A (column DB-ALC1)

Compound	Amount (g/100mL)	Time (min)	Peak Area
>Ethanol	0.1449	1.210	94.872
n-Propanol	-----	2.016	186.427

Table 2: FID 2 B (column DB-ALC2)

Compound	Time (min)	Peak Area
Ethanol	1.375	117.848
n-Propanol	2.468	228.971



### Scottsdale Police Department Crime Lab Volatiles Analysis

Sample:	37901CO	Vial:	35
Description:	[REDACTED]	LIMS ID:	[REDACTED]
Method:	ethanol quant.M	Sequence:	28Oct20
Instrument:	US14173023 CN14160045	Injection date:	10/28/2020 2:57:12 PM
Data file:	C:\Chem32\1\Data\28Oct20\35.D	Analyst:	Abbott

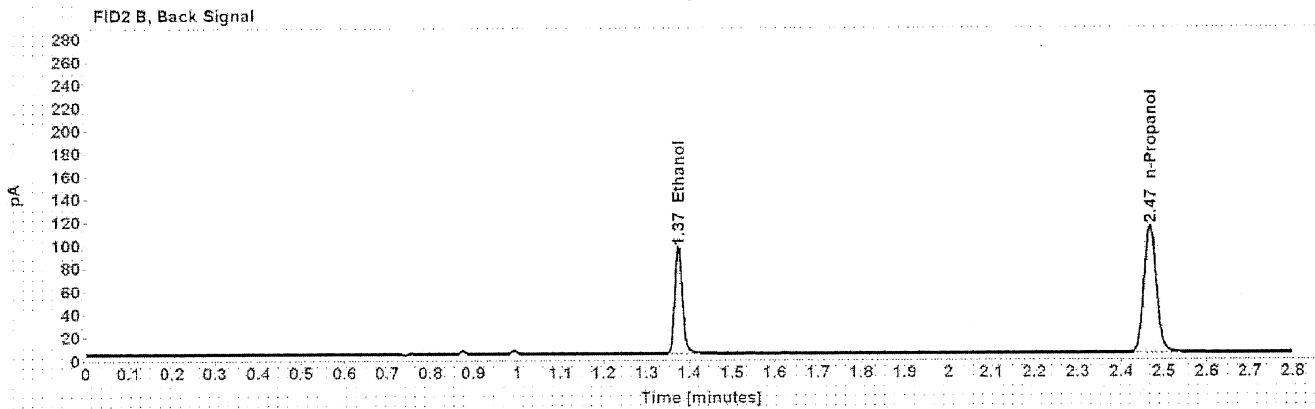
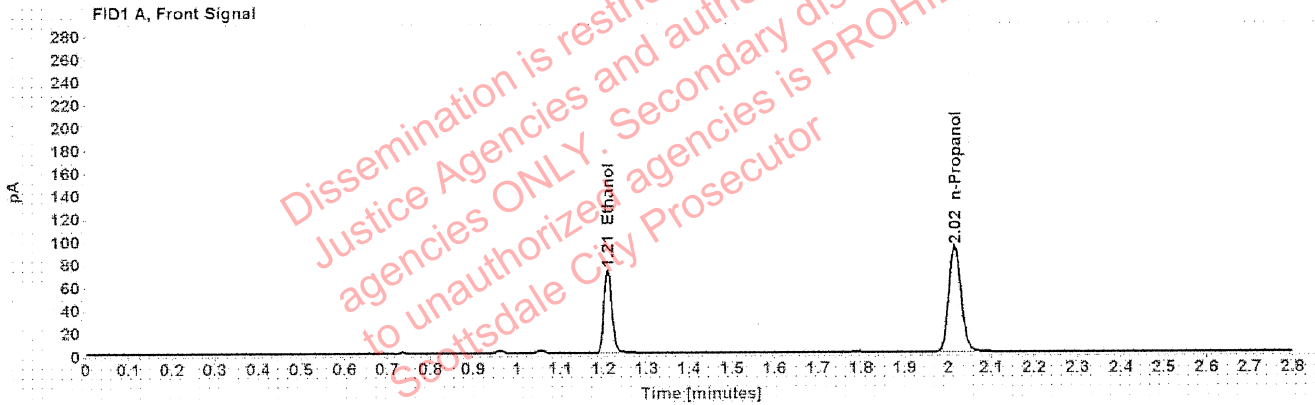


Table 1: FID 1 A (column DB-ALC1)

Compound	Amount (g/100mL)	Time (min)	Peak Area
>Ethanol	0.1437	1.210	92.919
n-Propanol	-----	2.016	184.217

Table 2: FID 2 B (column DB-ALC2)

Compound	Time (min)	Peak Area
Ethanol	1.374	115.574
n-Propanol	2.467	226.033

### Scottsdale Police Department Crime Lab Volatiles Analysis

Sample:	1342221	Vial:	36
Description:	[REDACTED]	LIMS ID:	[REDACTED]
Method:	ethanol quant.M	Sequence:	28Oct20
Instrument:	US14173023 CN14160045	Injection date:	10/28/2020 3:01:12 PM
Data file:	C:\Chem32\1\Data\28Oct20\36.D	Analyst:	Abbott

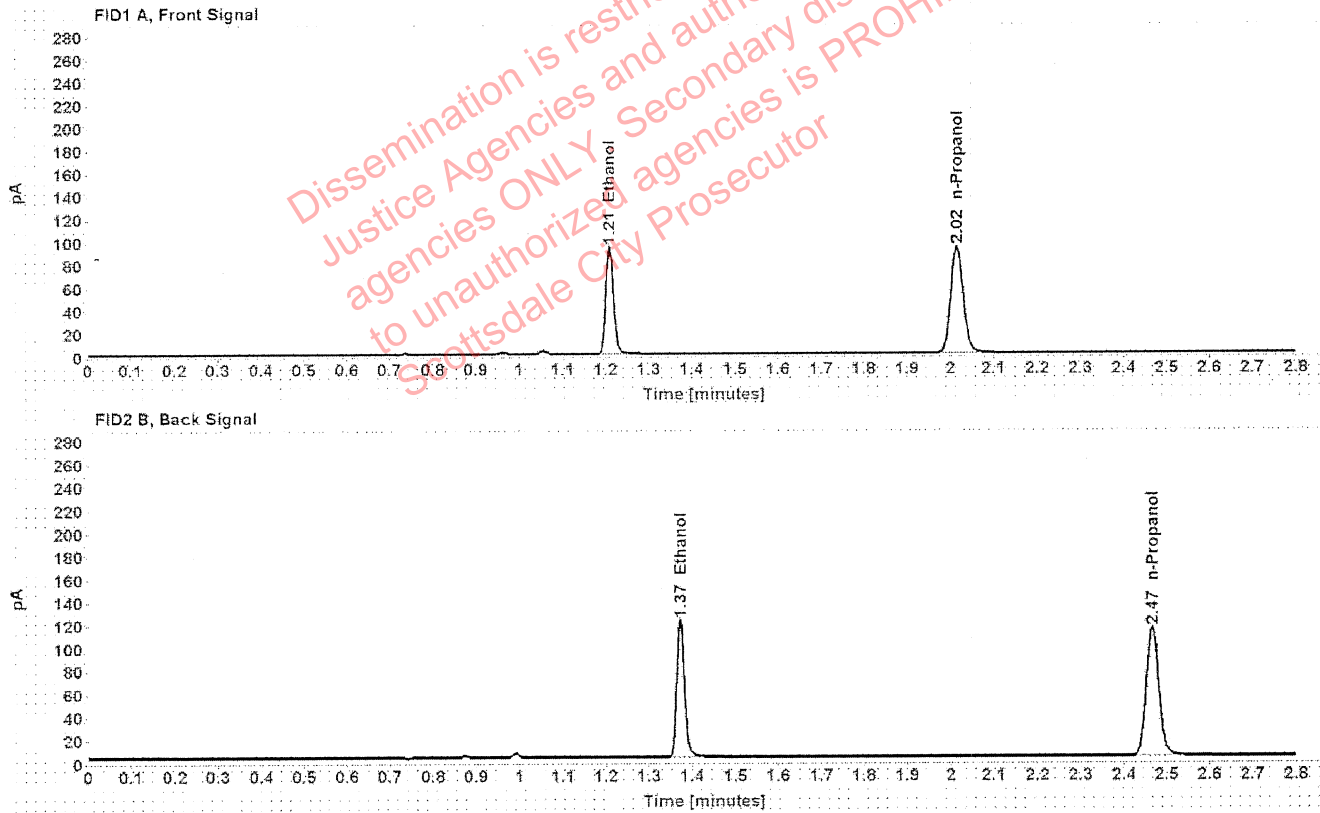


Table 1: FID 1 A (column DB-ALC1)

Compound	Amount (g/100mL)	Time (min)	Peak Area
>Ethanol	0.1830	1.209	119.705
n-Propanol	-----	2.015	185.852

Table 2: FID 2 B (column DB-ALC2)

Compound	Time (min)	Peak Area
Ethanol	1.373	148.647
n-Propanol	2.466	227.409

### Scottsdale Police Department Crime Lab Volatiles Analysis

Sample:	1342221	Vial:	37
Description:	[redacted]	LIMS ID:	[redacted]
Method:	ethanol quant.M	Sequence:	28Oct20
Instrument:	US14173023 CN14160045	Injection date:	10/28/2020 3:05:27 PM
Data file:	C:\Chem32\1\Data\28Oct20\37.D	Analyst:	Abbott

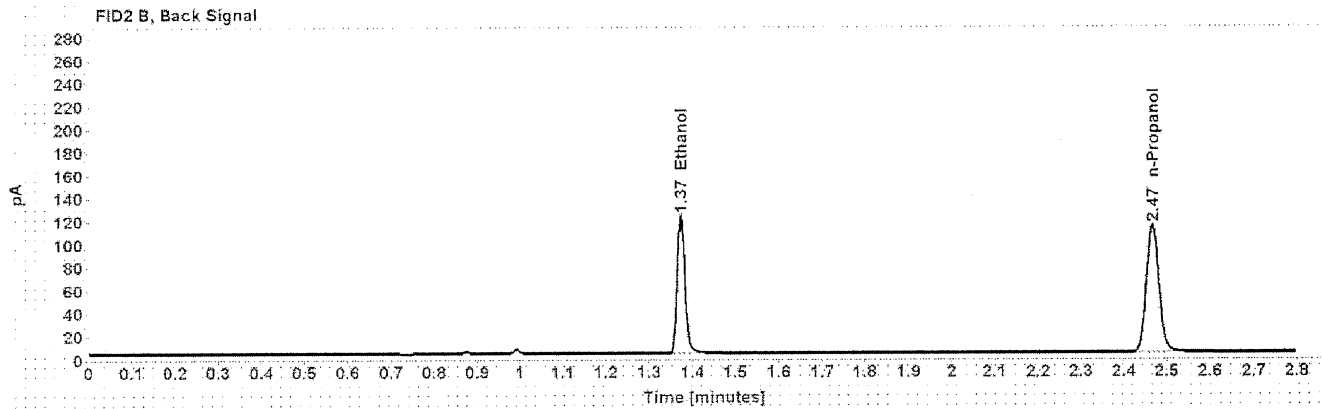
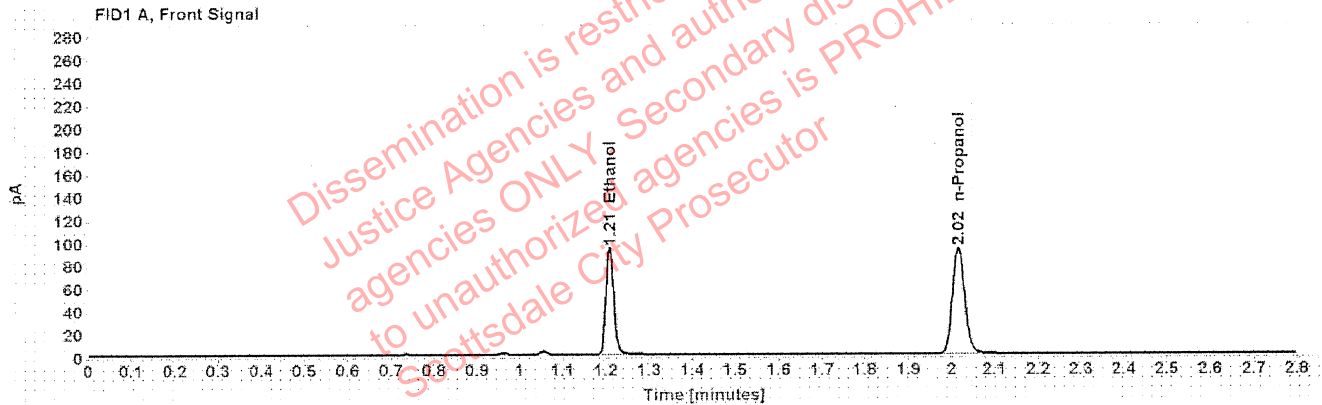


Table 1: FID 1 A (column DB-ALC1)

Compound	Amount (g/100mL)	Time (min)	Peak Area
>Ethanol	0.1837	1.209	119.720
n-Propanol	-----	2.015	185.139

Table 2: FID 2 B (column DB-ALC2)

Compound	Time (min)	Peak Area
Ethanol	1.373	148.843
n-Propanol	2.466	226.578

## Scottsdale Police Department Crime Lab Volatiles Analysis

Sample:	1343694	Vial:	38
Description:	[REDACTED]	LIMS ID:	[REDACTED]
Method:	ethanol quant.M	Sequence:	28Oct20
Instrument:	US14173023 CN14160045	Injection date:	10/28/2020 3:09:27 PM
Data file:	C:\Chem32\1\Data\28Oct20\38.D	Analyst:	Abbott

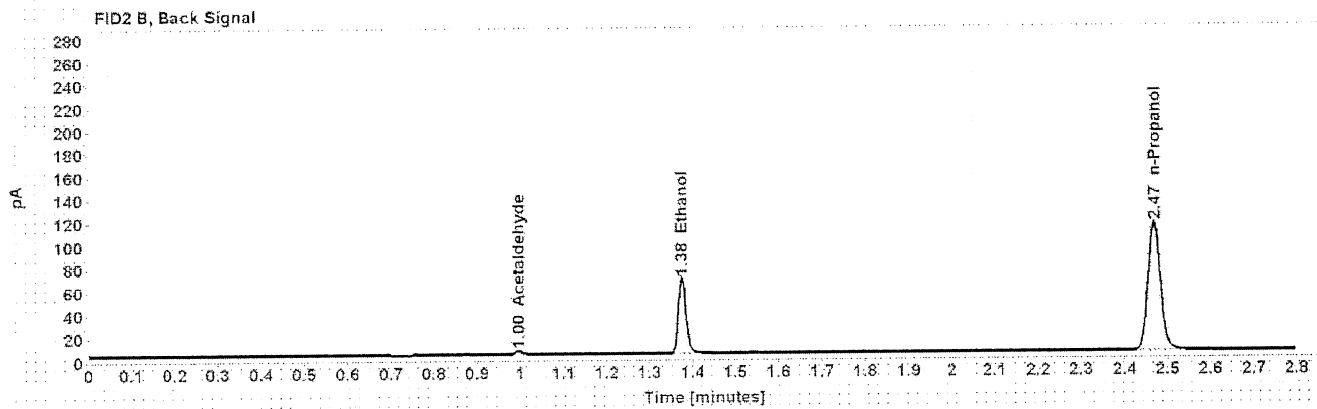
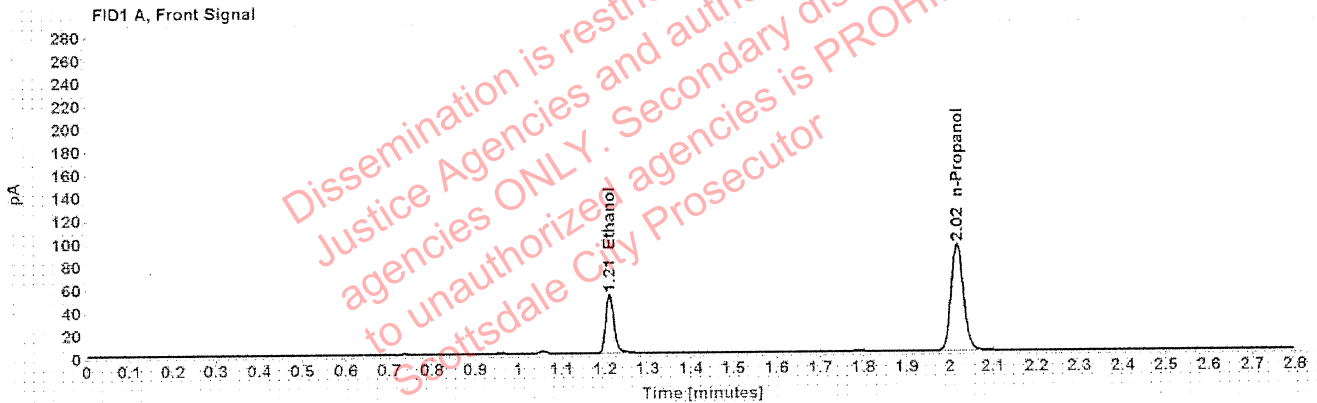


Table 1: FID 1 A (column DB-ALC1)

Compound	Amount (g/100mL)	Time (min)	Peak Area
>Ethanol	0.1028	1.211	66.798
n-Propanol	-----	2.016	185.924

Table 2: FID 2 B (column DB-ALC2)

Compound	Time (min)	Peak Area
Acetaldehyde	0.995	3.765
Ethanol	1.375	81.690
n-Propanol	2.468	227.202

### Scottsdale Police Department Crime Lab Volatiles Analysis

Sample:	1343694	Vial:	39
Description:	[REDACTED]	LIMS ID:	[REDACTED]
Method:	ethanol quant.M	Sequence:	28Oct20
Instrument:	US14173023 CN14160045	Injection date:	10/28/2020 3:13:27 PM
Data file:	C:\Chem32\1\Data\28Oct20\39.D	Analyst:	Abbott

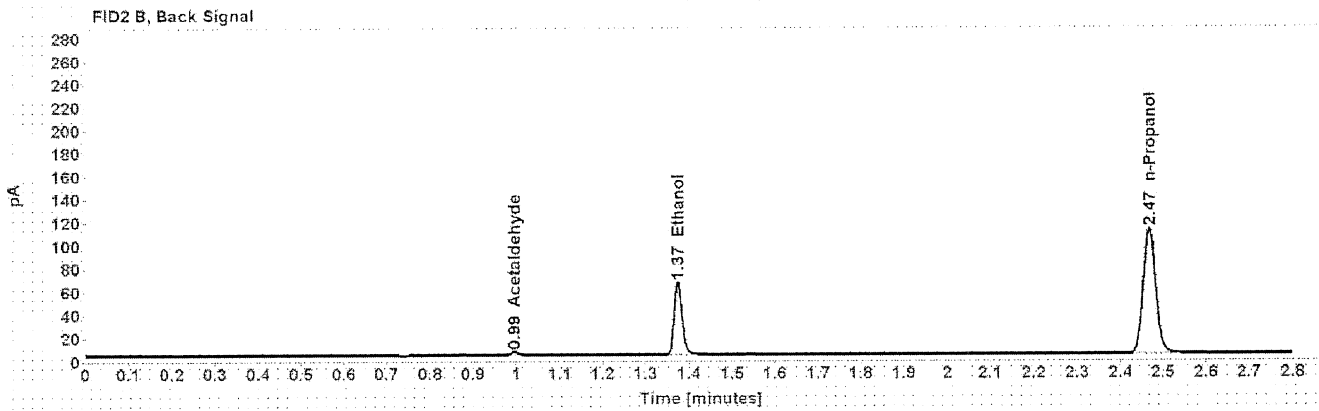
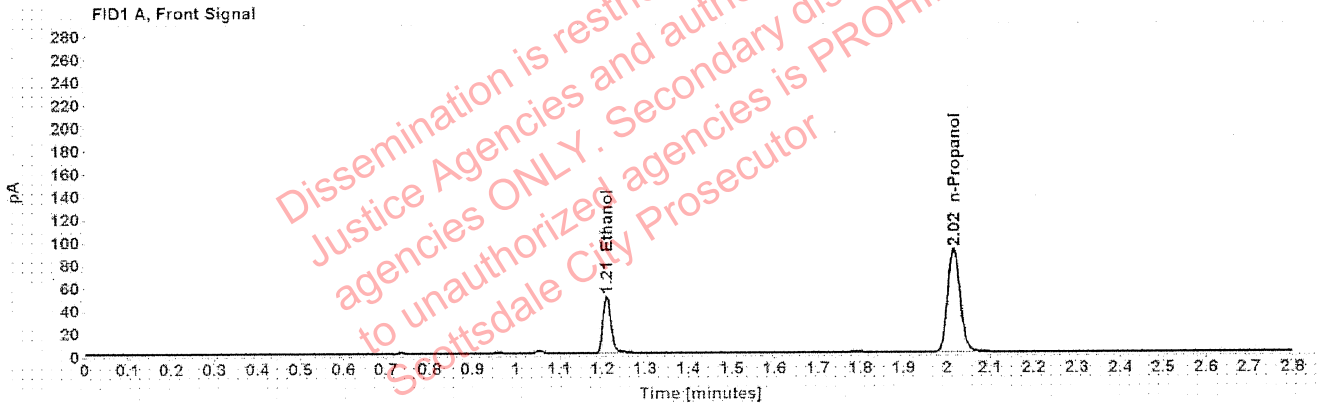


Table 1: FID 1 A (column DB-ALC1)

Compound	Amount (g/100mL)	Time (min)	Peak Area
>Ethanol	0.1020	1.210	64.677
n-Propanol	-----	2.016	181.366

Table 2: FID 2 B (column DB-ALC2)

Compound	Time (min)	Peak Area
Acetaldehyde	0.995	3.824
Ethanol	1.374	78.867
n-Propanol	2.467	221.463

### Scottsdale Police Department Crime Lab Volatiles Analysis

Sample:	1340818	Vial:	40
Description:	[REDACTED]	LIMS ID:	[REDACTED]
Method:	ethanol quant.M	Sequence:	28Oct20
Instrument:	US14173023 CN14160045	Injection date:	10/28/2020 3:17:27 PM
Data file:	C:\Chem32\1\Data\28Oct20\40.D	Analyst:	Abbott

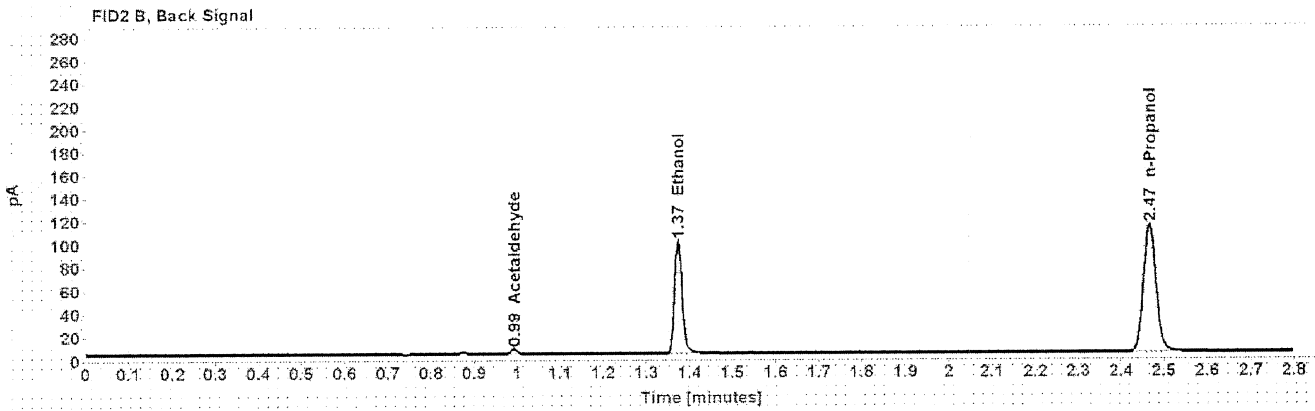
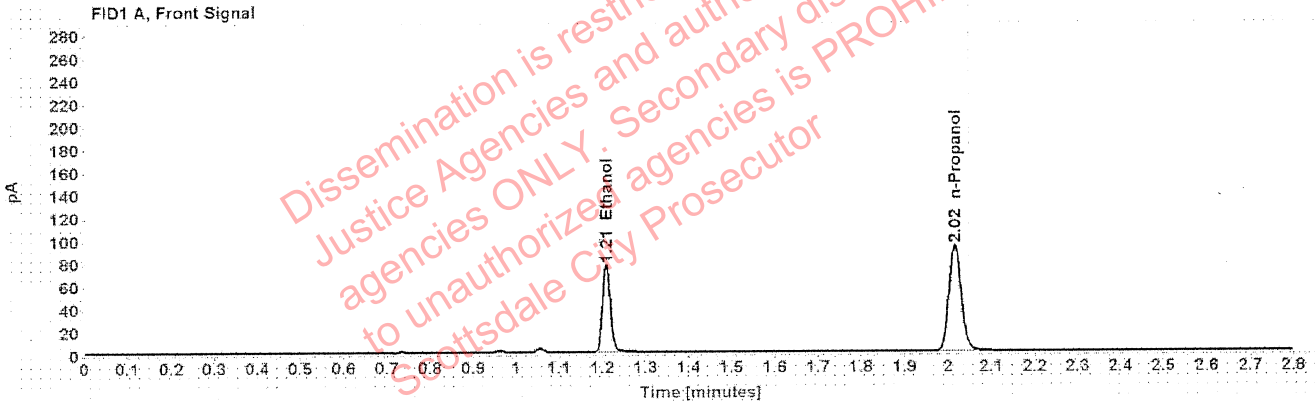


Table 1: FID 1 A (column DB-ALC1)

Compound	Amount (g/100mL)	Time (min)	Peak Area
>Ethanol	0.1504	1.209	97.530
n-Propanol	-----	2.015	184.600

Table 2: FID 2 B (column DB-ALC2)

Compound	Time (min)	Peak Area
Acetaldehyde	0.992	4.584
Ethanol	1.373	121.059
n-Propanol	2.466	225.898



### Scottsdale Police Department Crime Lab Volatiles Analysis

Sample:	1340818	Vial:	41
Description:	[REDACTED]	LIMS ID:	[REDACTED]
Method:	ethanol quant.M	Sequence:	28Oct20
Instrument:	US14173023 CN14160045	Injection date:	10/28/2020 3:21:27 PM
Data file:	C:\Chem32\1\Data\28Oct20\41.D	Analyst:	Abbott

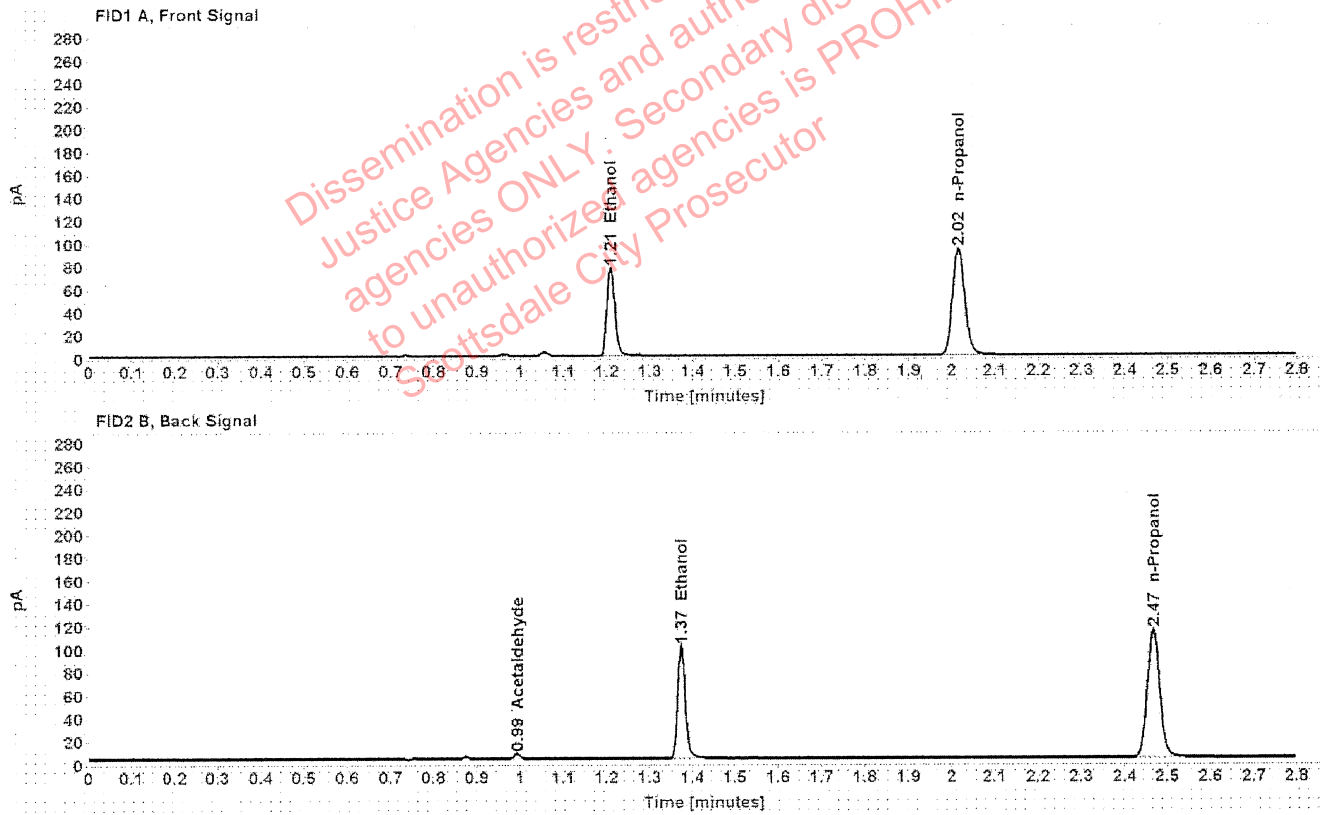


Table 1: FID 1 A (column DB-ALC1)

Compound	Amount (g/100mL)	Time (min)	Peak Area
>Ethanol	0.1505	1.209	98.106
n-Propanol	-----	2.015	185.560

Table 2: FID 2 B (column DB-ALC2)

Compound	Time (min)	Peak Area
Acetaldehyde	0.992	4.532
Ethanol	1.373	121.880
n-Propanol	2.467	227.186

## Scottsdale Police Department Crime Lab Volatiles Analysis

Sample:	32701RR	Vial:	43
Description:	[REDACTED]	LIMS ID:	[REDACTED]
Method:	ethanol quant.M	Sequence:	28Oct20
Instrument:	US14173023 CN14160045	Injection date:	10/28/2020 3:29:41 PM
Data file:	C:\Chem3211\Data\28Oct20\43.D	Analyst:	Abbott

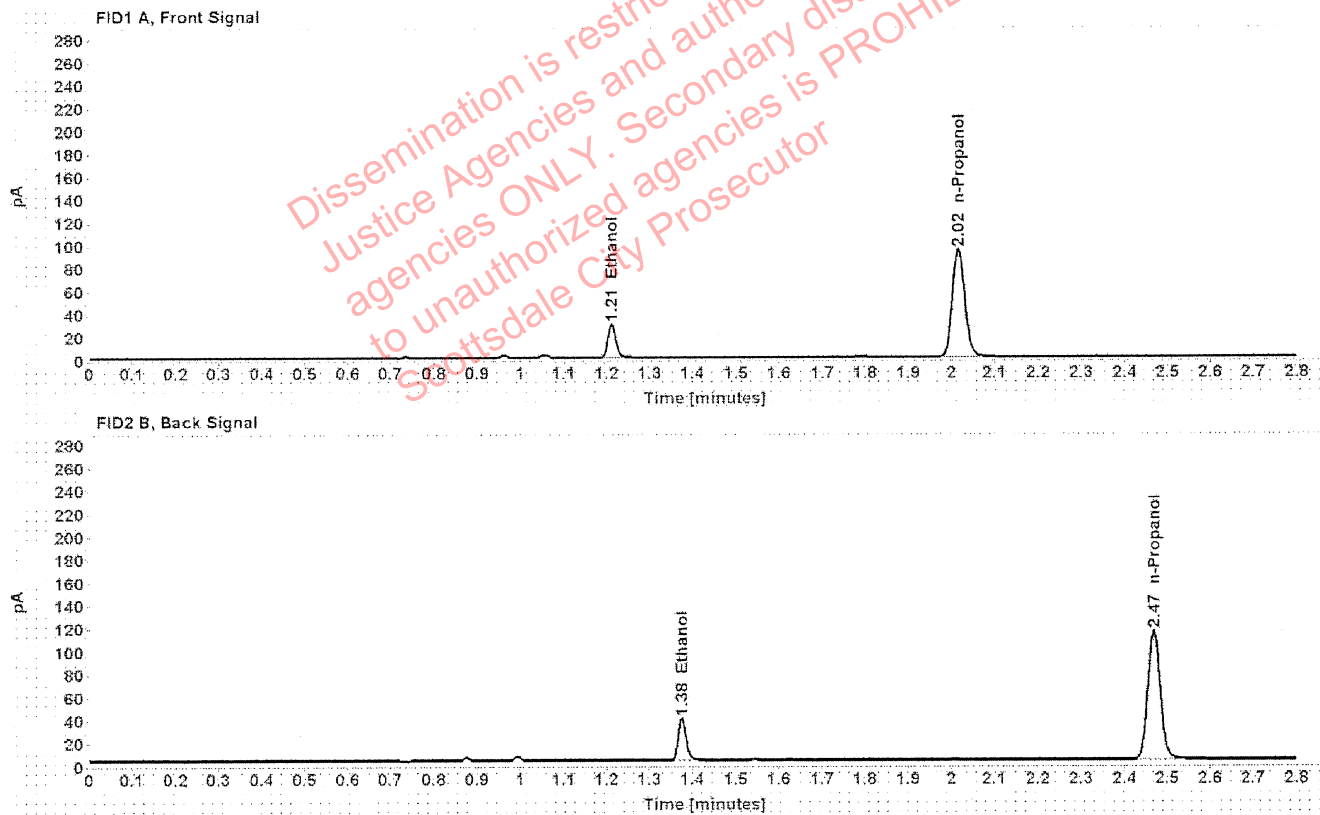


Table 1: FID 1 A (column DB-ALC1)

Compound	Amount (g/100mL)	Time (min)	Peak Area
>Ethanol	0.0582	1.211	37.607
n-Propanol	-----	2.016	187.111

Table 2: FID 2 B (column DB-ALC2)

Compound	Time (min)	Peak Area
Ethanol	1.376	47.284
n-Propanol	2.468	229.632

### Scottsdale Police Department Crime Lab Volatiles Analysis

Sample:	32701RR	Vial:	44
Description:	[REDACTED]	LIMS ID:	[REDACTED]
Method:	ethanol quant.M	Sequence:	28Oct20
Instrument:	US14173023 CN14160045	Injection date:	10/28/2020 3:33:42 PM
Data file:	C:\Chem32\11\Data\28Oct20\44.D	Analyst:	Abbott

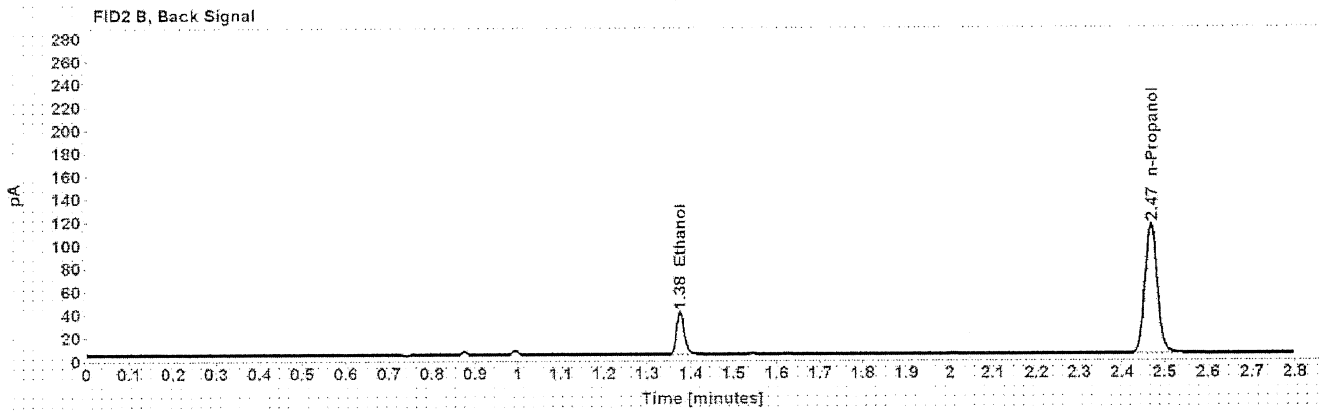
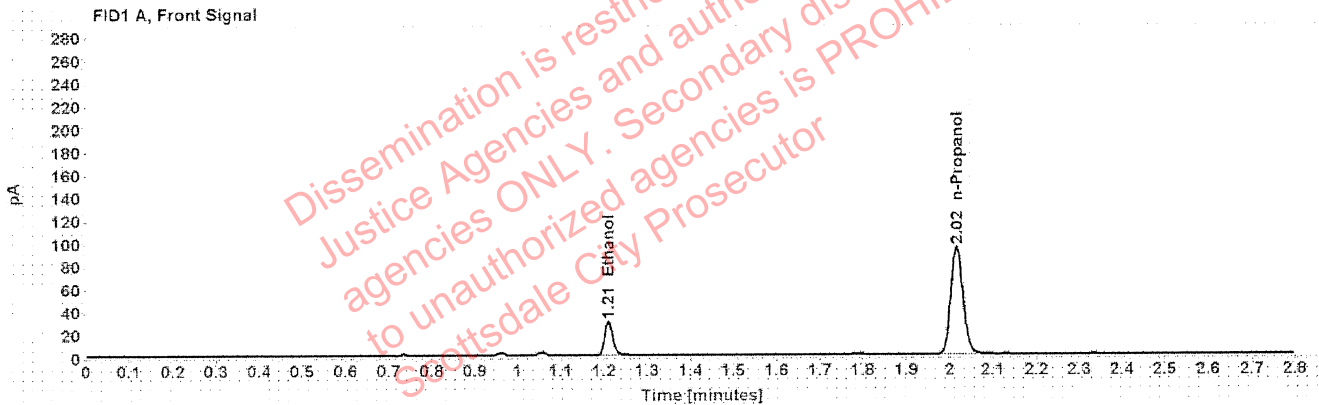


Table 1: FID 1 A (column DB-ALC1)

Compound	Amount (g/100mL)	Time (min)	Peak Area
>Ethanol	0.0581	1.211	37.501
n-Propanol	-----	2.016	186.887

Table 2: FID 2 B (column DB-ALC2)

Compound	Time (min)	Peak Area
Ethanol	1.375	47.166
n-Propanol	2.468	229.293

### Scottsdale Police Department Crime Lab Volatiles Analysis

Sample:	33801SP	Vial:	45
Description:	[REDACTED]	LIMS ID:	[REDACTED]
Method:	ethanol quant.M	Sequence:	28Oct20
Instrument:	US14173023 CN14160045	Injection date:	10/28/2020 3:37:41 PM
Data file:	C:\Chem321\1\Data\28Oct20\45.D	Analyst:	Abbott

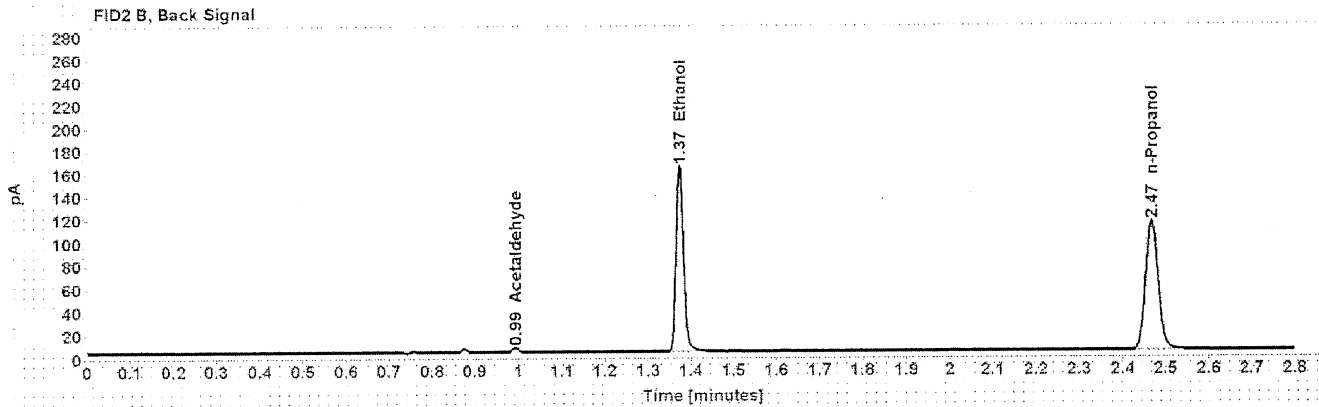
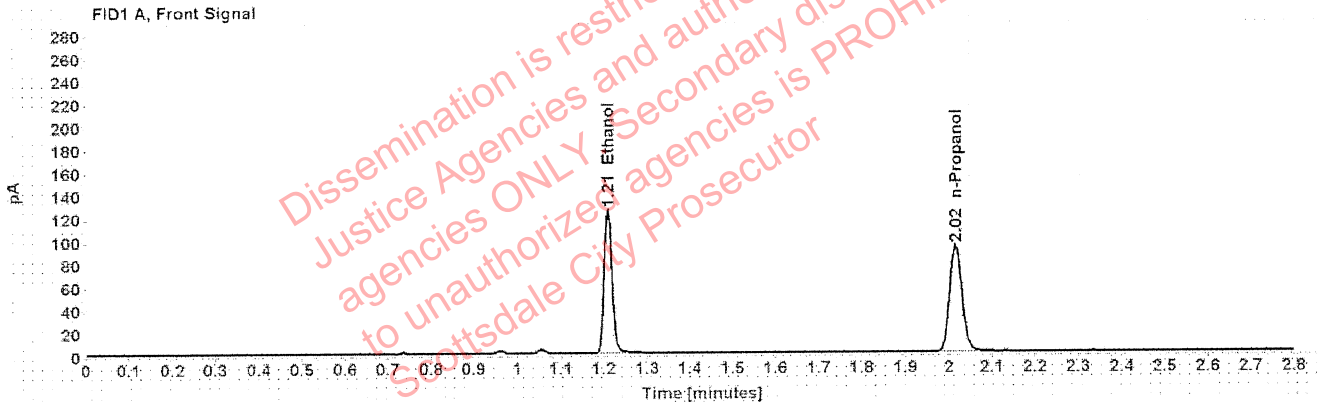


Table 1: FID 1 A (column DB-ALC1)

Compound	Amount (g/100mL)	Time (min)	Peak Area
>Ethanol	0.2445	1.209	159.807
n-Propanol	-----	2.016	185.318

Table 2: FID 2 B (column DB-ALC2)

Compound	Time (min)	Peak Area
Acetaldehyde	0.993	3.994
Ethanol	1.374	199.346
n-Propanol	2.467	227.207

## Scottsdale Police Department Crime Lab Volatiles Analysis

Sample:	33801SP	Vial:	46
Description:	[REDACTED]	LIMS ID:	[REDACTED]
Method:	ethanol quant.M	Sequence:	28Oct20
Instrument:	US14173023 CN14160045	Injection date:	10/28/2020 3:41:42 PM
Data file:	C:\Chem32\1\Data\28Oct20\46.D	Analyst:	Abbott

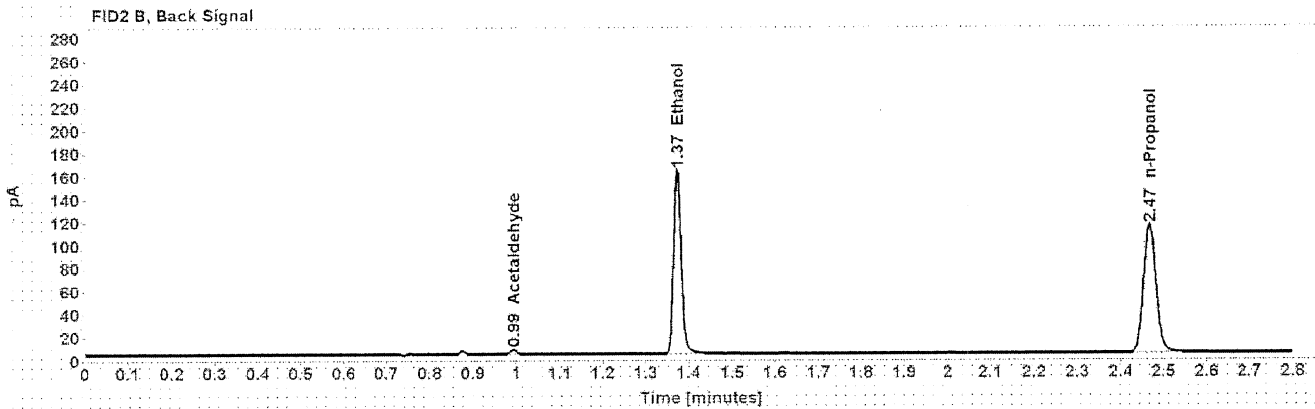
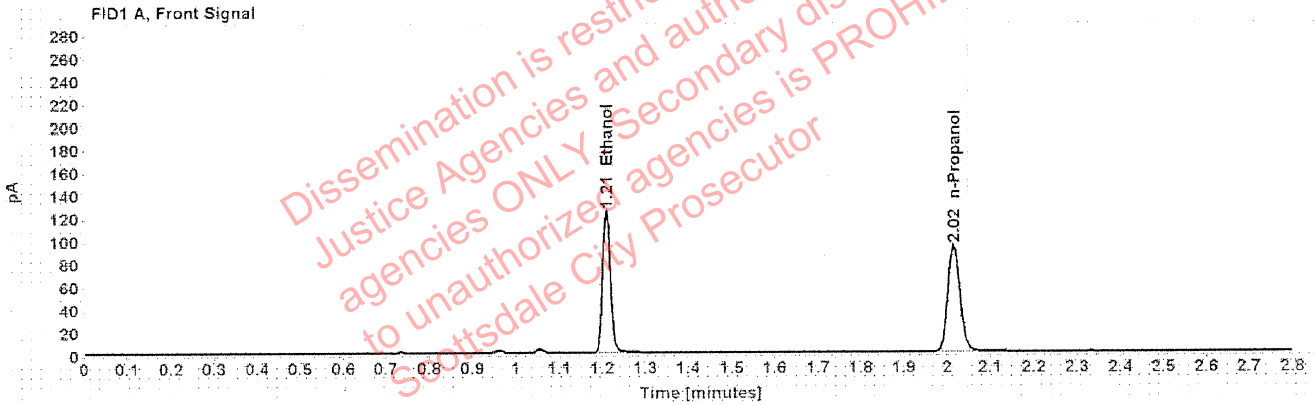


Table 1: FID 1 A (column DB-ALC1)

Compound	Amount (g/100mL)	Time (min)	Peak Area
>Ethanol	0.2432	1.209	159.031
n-Propanol	-----	2.016	185.397

Table 2: FID 2 B (column DB-ALC2)

Compound	Time (min)	Peak Area
Acetaldehyde	0.993	4.073
Ethanol	1.374	199.991
n-Propanol	2.467	227.425

### Scottsdale Police Department Crime Lab Volatiles Analysis

Sample:	1343987	Vial:	47
Description:	[REDACTED]	LIMS ID:	[REDACTED]
Method:	ethanol quant.M	Sequence:	28Oct20
Instrument:	US14173023 CN14160045	Injection date:	10/28/2020 3:45:43 PM
Data file:	C:\Chem32\1\Data\28Oct20\47.D	Analyst:	Abbott

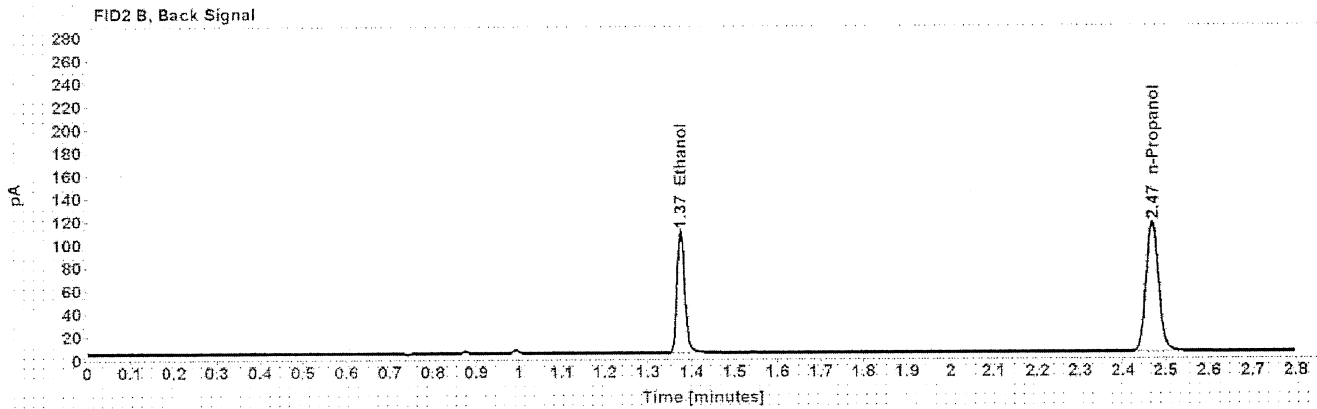
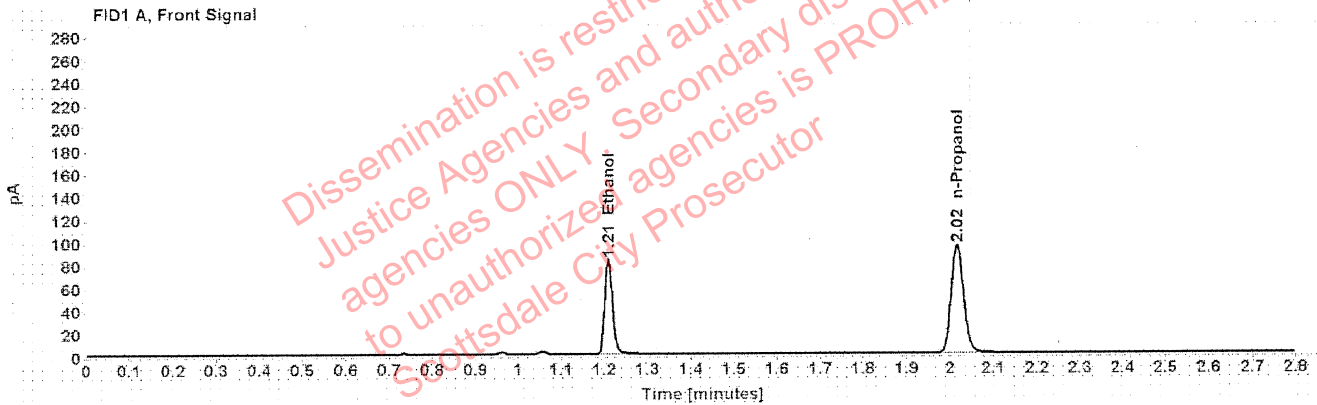


Table 1: FID 1 A (column DB-ALC1)

Compound	Amount (g/100mL)	Time (min)	Peak Area
>Ethanol	0.1602	1.210	105.734
n-Propanol	-----	2.016	187.761

Table 2: FID 2 B (column DB-ALC2)

Compound	Time (min)	Peak Area
Ethanol	1.375	131.062
n-Propanol	2.468	229.658

### Scottsdale Police Department Crime Lab Volatiles Analysis

Sample:	1343987	Vial:	48
Description:	[REDACTED]	LIMS ID:	[REDACTED]
Method:	ethanol quant.M	Sequence:	28Oct20
Instrument:	US14173023 CN14160045	Injection date:	10/28/2020 3:49:42 PM
Data file:	C:\Chem32\1\Data\28Oct20\48.D	Analyst:	Abbott

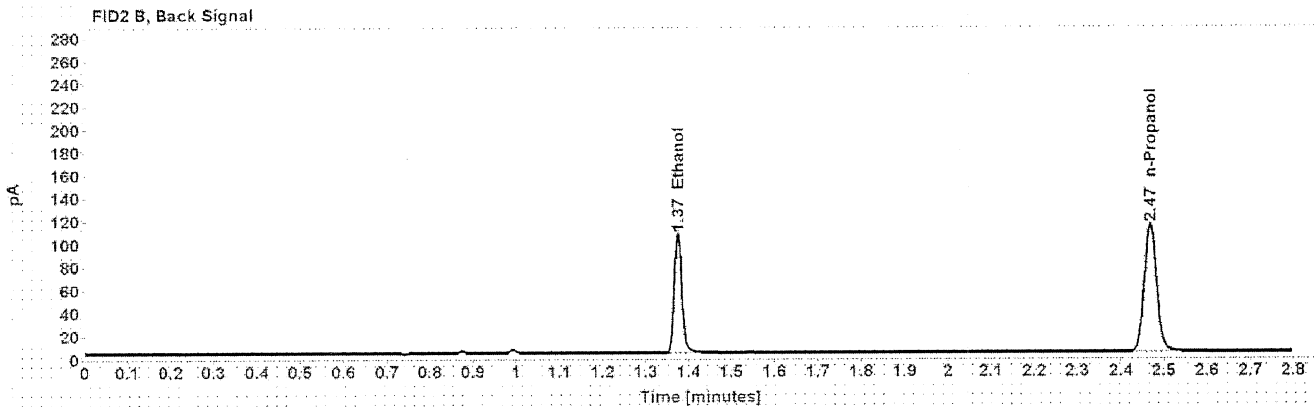
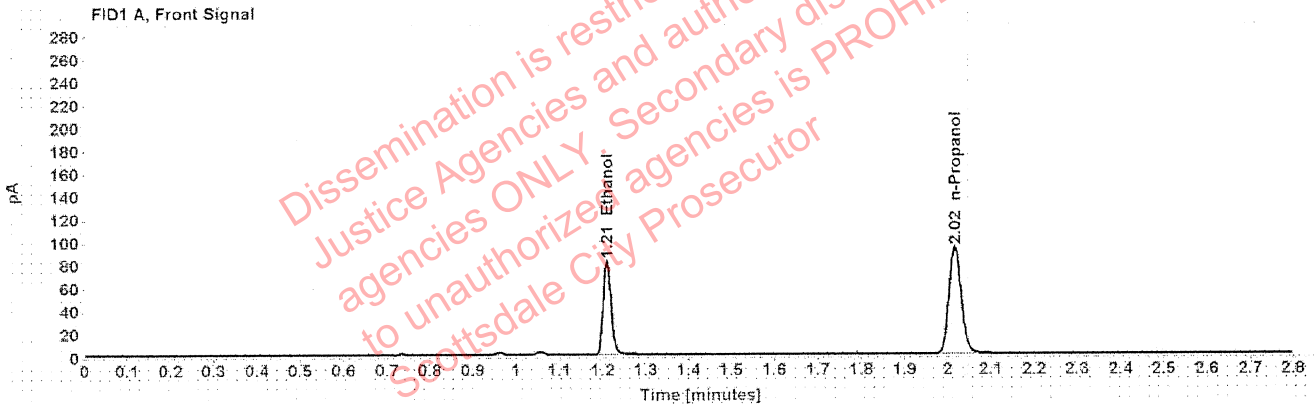


Table 1: FID 1 A (column DB-ALC1)

Compound	Amount (g/100mL)	Time (min)	Peak Area
>Ethanol	0.1592	1.210	103.745
n-Propanol	-----	2.016	185.370

Table 2: FID 2 B (column DB-ALC2)

Compound	Time (min)	Peak Area
Ethanol	1.375	129.084
n-Propanol	2.468	226.722



### Scottsdale Police Department Crime Lab Volatiles Analysis

Sample:	1343841	Vial:	49
Description:	[REDACTED]	LIMS ID:	[REDACTED]
Method:	ethanol quant.M	Sequence:	28Oct20
Instrument:	US14173023 CN14160045	Injection date:	10/28/2020 3:53:58 PM
Data file:	C:\Chem32\1\Data\28Oct20\49.D	Analyst:	Abbott

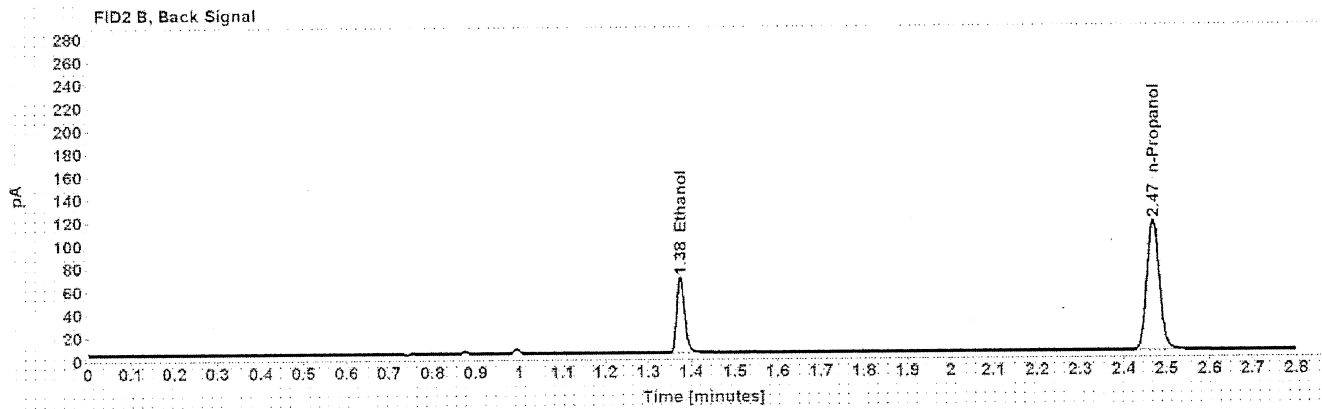
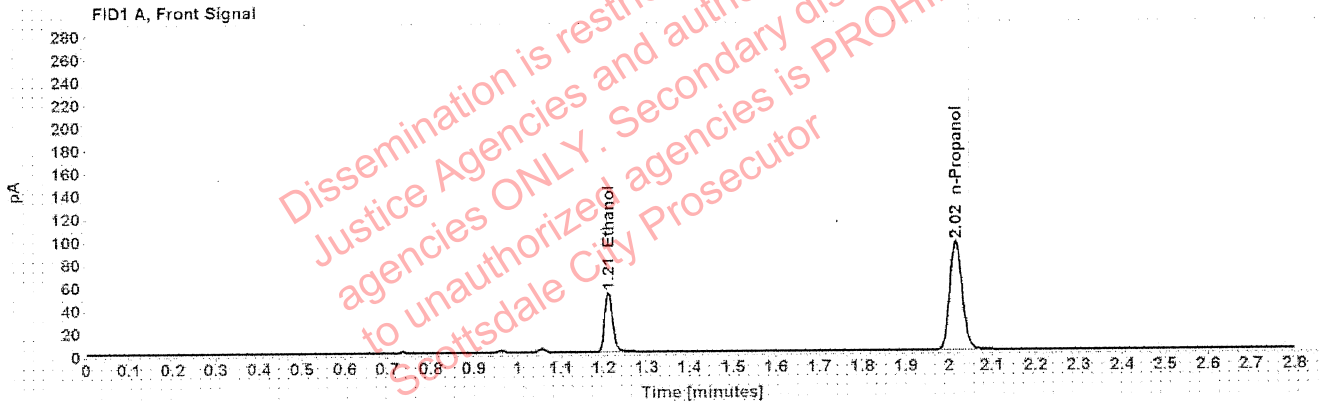


Table 1: FID 1 A (column DB-ALC1)

Compound	Amount (g/100mL)	Time (min)	Peak Area
>Ethanol	0.1001	1.211	66.165
n-Propanol	-----	2.016	189.166

Table 2: FID 2 B (column DB-ALC2)

Compound	Time (min)	Peak Area
Ethanol	1.375	81.604
n-Propanol	2.468	231.262

### Scottsdale Police Department Crime Lab Volatiles Analysis

Sample:	1343841	Vial:	50
Description:	[REDACTED]	LIMS ID:	[REDACTED]
Method:	ethanol quant.M	Sequence:	28Oct20
Instrument:	US14173023 CN14160045	Injection date:	10/28/2020 3:57:59 PM
Data file:	C:\Chem32\1\Data\28Oct20\50.D	Analyst:	Abbott

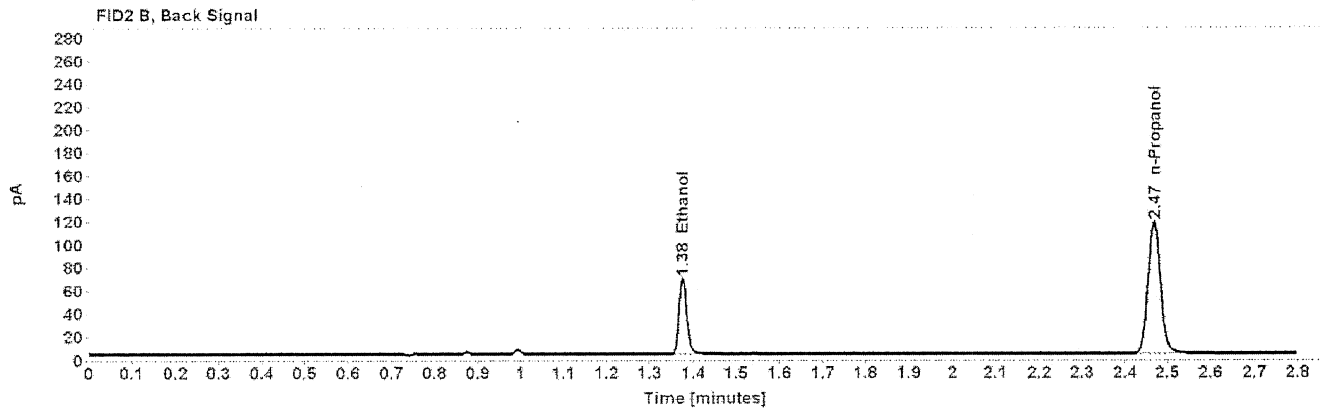
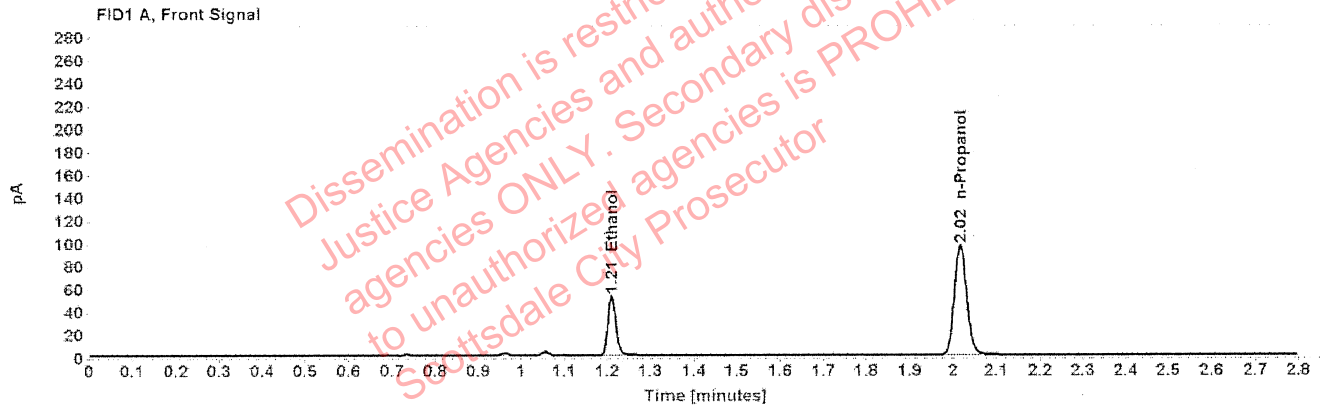


Table 1: FID 1 A (column DB-ALC1)

Compound	Amount (g/100mL)	Time (min)	Peak Area
>Ethanol	0.0991	1.211	66.062
n-Propanol	-----	2.016	190.742

Table 2: FID 2 B (column DB-ALC2)

Compound	Time (min)	Peak Area
Ethanol	1.375	81.842
n-Propanol	2.468	232.960

### Scottsdale Police Department Crime Lab Volatiles Analysis

Sample:	1344759	Vial:	51
Description:	[REDACTED]	LIMS ID:	[REDACTED]
Method:	ethanol quant.M	Sequence:	28Oct20
Instrument:	US14173023 CN14160045	Injection date:	10/28/2020 4:01:57 PM
Data file:	C:\Chem32\1\Data\28Oct20\51.D	Analyst:	Abbott

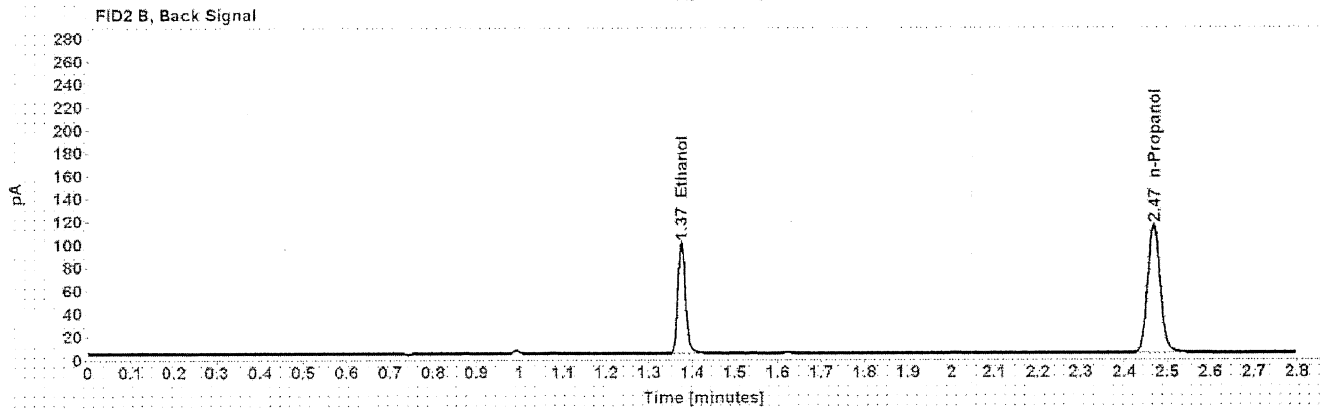
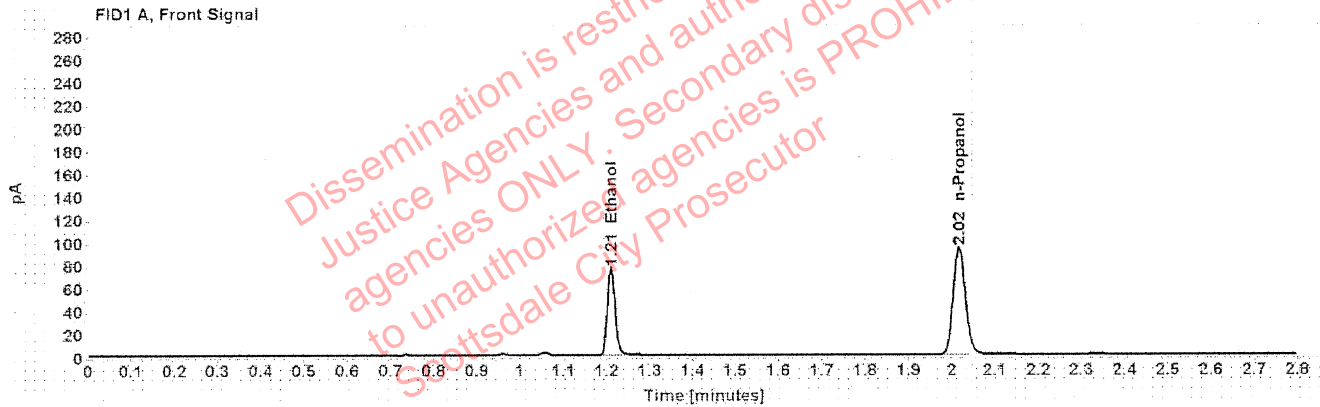


Table 1: FID 1 A (column DB-ALC1)

Compound	Amount (g/100mL)	Time (min)	Peak Area
>Ethanol	0.1484	1.210	96.622
n-Propanol	-----	2.016	185.404

Table 2: FID 2 B (column DB-ALC2)

Compound	Time (min)	Peak Area
Ethanol	1.375	120.125
n-Propanol	2.468	227.477

### Scottsdale Police Department Crime Lab Volatiles Analysis

Sample:	1344759	Vial:	52
Description:	[REDACTED]	LIMS ID:	[REDACTED]
Method:	ethanol quant.M	Sequence:	28Oct20
Instrument:	US14173023 CN14160045	Injection date:	10/28/2020 4:05:58 PM
Data file:	C:\Chem32\1\Data\28Oct20\52.D	Analyst:	Abbott

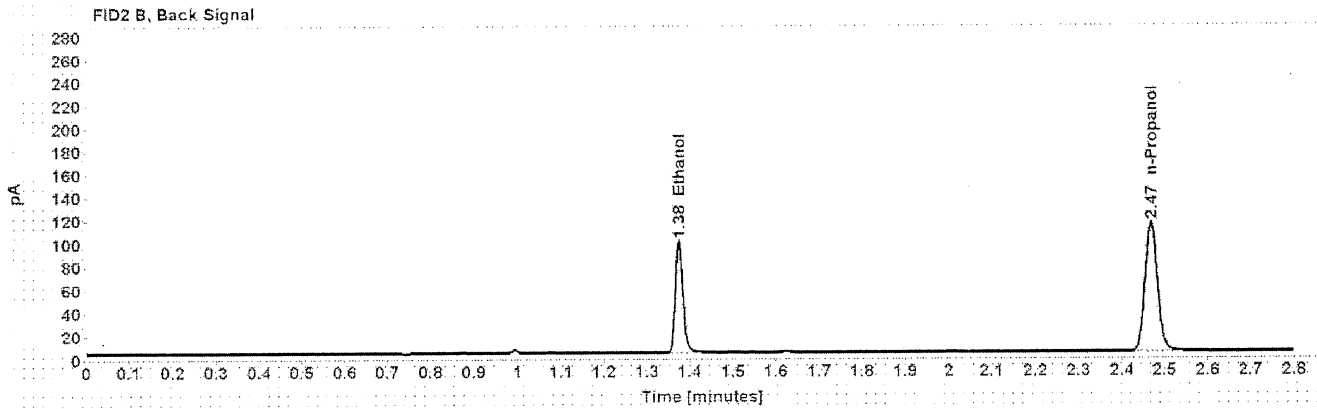
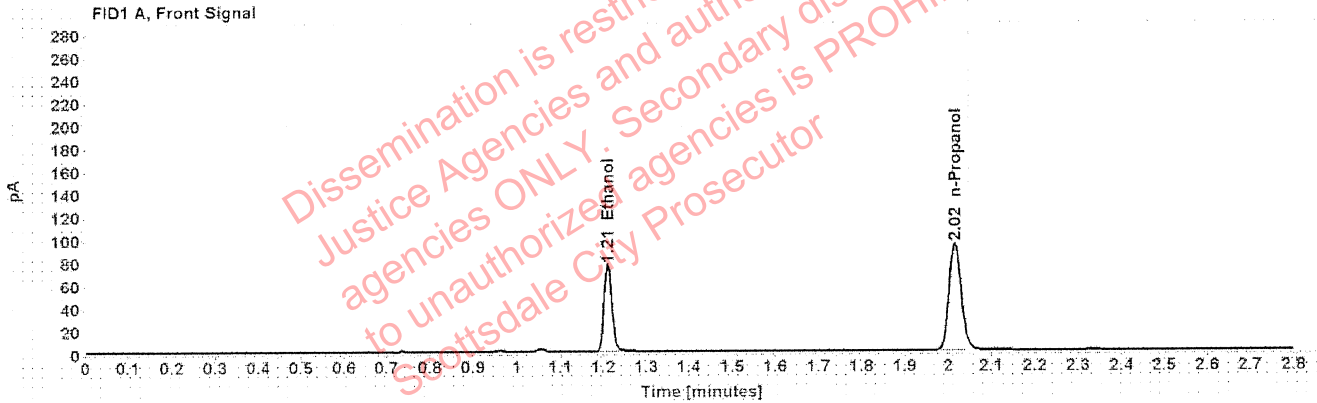


Table 1: FID 1 A (column DB-ALC1)

Compound	Amount (g/100mL)	Time (min)	Peak Area
>Ethanol	0.1483	1.210	97.198
n-Propanol	-----	2.016	186.586

Table 2: FID 2 B (column DB-ALC2)

Compound	Time (min)	Peak Area
Ethanol	1.375	121.038
n-Propanol	2.468	229.022