

SCOTTSDALE POLICE DEPARTMENT CRIME LABORATORY BLOOD ALCOHOL FACE SHEET

ANALYSIS DATE 09/09/19 SEQUENCE NAME 09Sep19

EQUIPMENT

Pipettor Hamilton ML600EH7497 Hamilton ML600GJ10749
 Gas Chromatograph Agilent US14173023

INSTRUMENT CALIBRATION

Vial 1 0.02 calibrator Lot FN03241604 Coefficient of determination (r²)
 Vial 2 0.10 calibrator Lot FN02271802 0.99998
 Vial 3 0.20 calibrator Lot FN06231704
 Vial 4 0.40 calibrator Lot FN05131606

CALIBRATION VERIFICATION AND RESOLUTION TEST

Vial	Sample	Expected result	Measured result	Manufacturer/lot
5	blank	Not detected	Not detected	SPD lab 061219
6	Volatiles mixture	6 compounds	6 compounds	SPD lab 070819
7	Aqueous control	0.400 g/dL	0.405 g/dL	Lipomed 08012015-C
8	Aqueous control	0.040 g/dL	0.040 g/dL	Lipomed 09022015-A
9	Blood control	0.198 g/dL	0.200 g/dL	ACQ 407041529/13
20	Aqueous control	0.080 g/dL	0.081 g/dL	Lipomed 03102016-A/1
31	Aqueous control	0.150 g/dL	0.153 g/dL	Lipomed 09022015-C
42	Blood control	0.198 g/dL	0.199 g/dL	ACQ 407041529/13
53	Aqueous control	0.400 g/dL	0.408 g/dL	Lipomed 08012015-C
54	Aqueous control	0.040 g/dL	0.040 g/dL	Lipomed 09022015-A
55	Blood control	0.198 g/dL	0.202 g/dL	ACQ 407041529/13
56	blank	Not detected	Not detected	SPD Lab 040919WB

SUBJECT SAMPLES

Subjects in the sequence 16 Subjects requiring reanalysis 0

ADDITIONAL NOTES: All testing proceeded as expected. This batch included four proficiency test samples.

Run valid Run invalid KOSECKI 9/10/19 Analyst
 Run valid Run invalid Rains, B1466 9/12/19 Technical Reviewer

Scottsdale Police Department Crime Laboratory Sequence Quality Assurance Summary

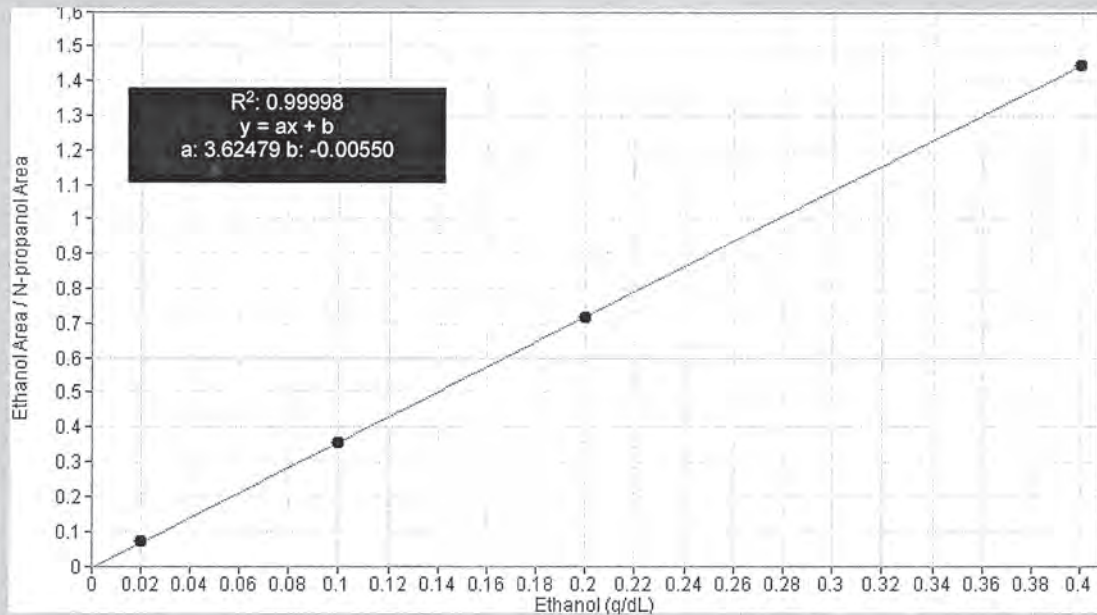
SEQUENCE NAME: 09Sept19

ANALYST: Kosecki **A**

Sample Name	Vial	Measured Value (g/dL)	Expected Value (g/dL)	Percent Difference	Absolute Difference (g/dL)
blank 061219	5	negative	negative	-	-
0.400 08012015-C	7	0.405	0.400	1.25	0.005
0.040 09022015-A	8	0.040	0.040	0.00	0.000
0.198 407041529/13	9	0.200	0.198	1.01	0.002
0.080 03102016-A/1	20	0.081	0.080	1.25	0.001
0.150 09022015-C	31	0.153	0.150	2.00	0.003
0.198 407041529/13	42	0.199	0.198	0.51	0.001
0.40 08012015-C	53	0.408	0.400	2.00	0.008
0.04 09022015-A	54	0.040	0.040	0.00	0.000
0.198 407041529/13	55	0.202	0.198	2.02	0.004
blank 040919WB	56	negative	negative	-	-

Calibrator	Ethanol Area	N-propanol Area	Ratio
0.020	11.760	169.019	0.070
0.100	59.673	167.712	0.356
0.200	121.341	169.403	0.716
0.400	243.356	168.278	1.446

Calibration Line



Scottsdale Police Department Crime Lab Volatiles Analysis

Sample: FN03241604	Vial: 1
Description: 0.020 calibrator	Sequence: 09Sept19
Method: ethanol quant.M	Injection date: 9/9/2019 10:49:26 AM
Instrument: US14173023 CN14160045	Analyst: Kosecki AK
Data file: C:\Chem32\1\Data\09Sept19\1.D	

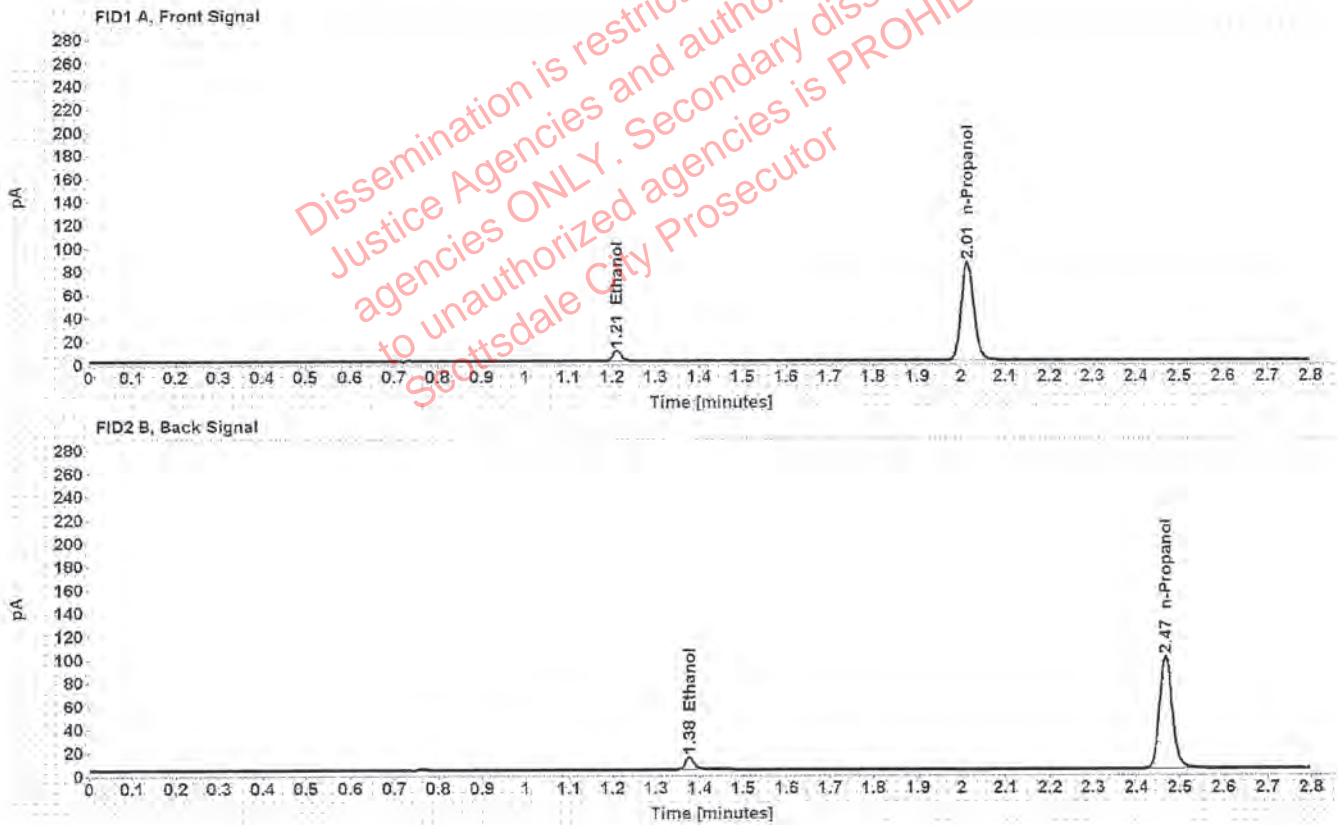


Table 1: FID 1 A (column DB-ALC1)

Compound	Time (min)	Peak Area
Ethanol	1.211	11.760
n-Propanol	2.014	169.019

Table 2: FID 2 B (column DB-ALC2)

Compound	Time (min)	Peak Area
Ethanol	1.376	14.175
n-Propanol	2.467	199.367

Scottsdale Police Department Crime Lab Volatiles Analysis

Sample:	FN02271802	Vial:	2
Description:	0.100 calibrator	Sequence:	09Sept19
Method:	ethanol quant.M	Injection date:	9/9/2019 10:53:25 AM
Instrument:	US14173023 CN14160045	Analyst:	Kosecki AK
Data file:	C:\Chem32\1\Data\09Sept19\2.D		

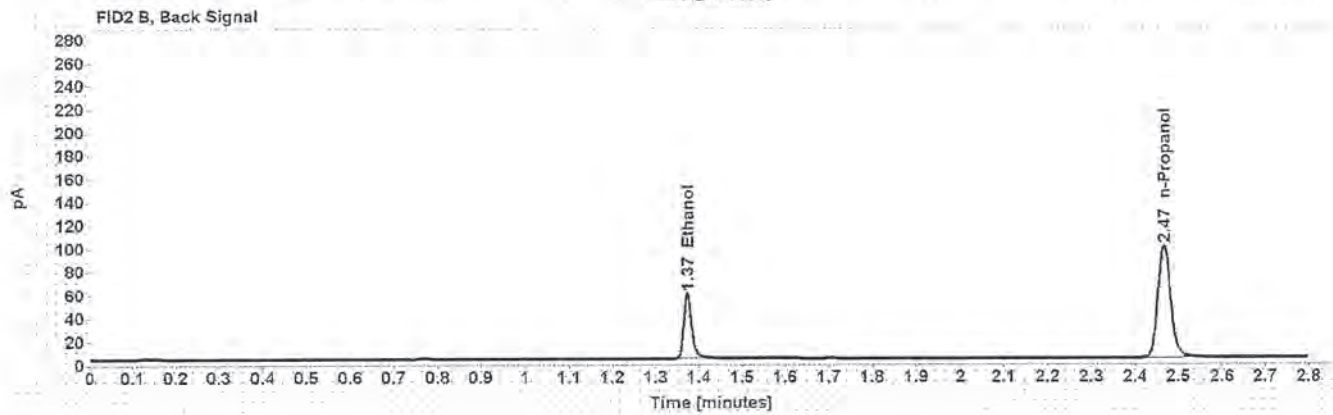
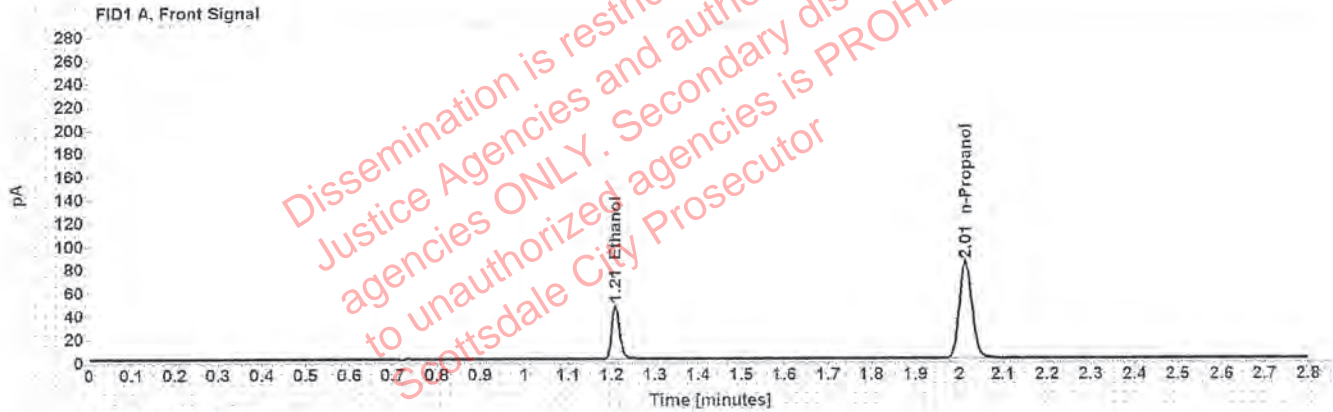


Table 1: FID 1 A (column DB-ALC1)

Compound	Time (min)	Peak Area
Ethanol	1.209	59.673
n-Propanol	2.013	167.712

Table 2: FID 2 B (column DB-ALC2)

Compound	Time (min)	Peak Area
Ethanol	1.373	72.619
n-Propanol	2.467	198.955

Scottsdale Police Department Crime Lab Volatiles Analysis

Sample:	FN06231704	Vial:	3
Description:	0.200 calibrator	Sequence:	09Sept19
Method:	ethanol quant.M	Injection date:	9/9/2019 10:57:26 AM
Instrument:	US14173023 CN14160045	Analyst:	Kosecki <i>K</i>
Data file:	C:\Chem32\1\Data\09Sept19\3.D		

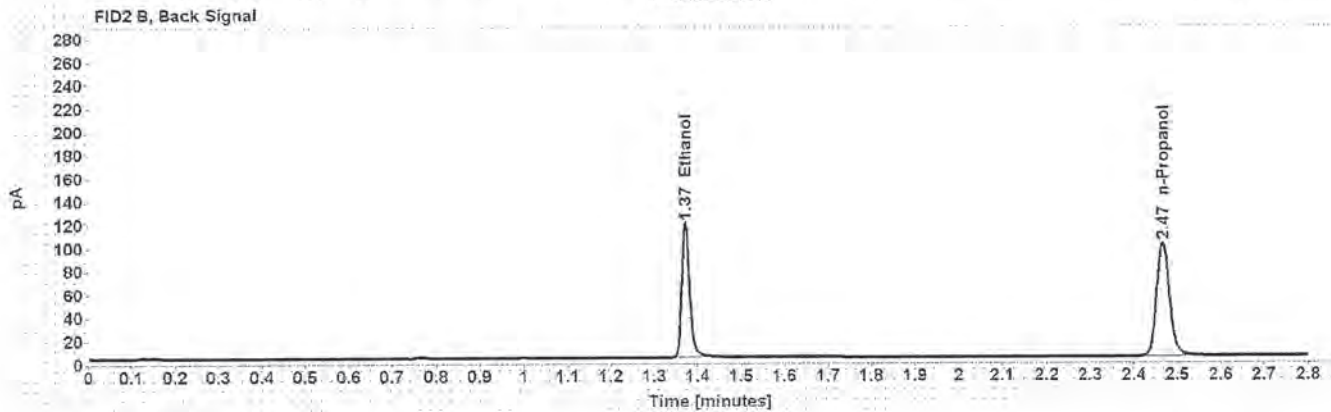
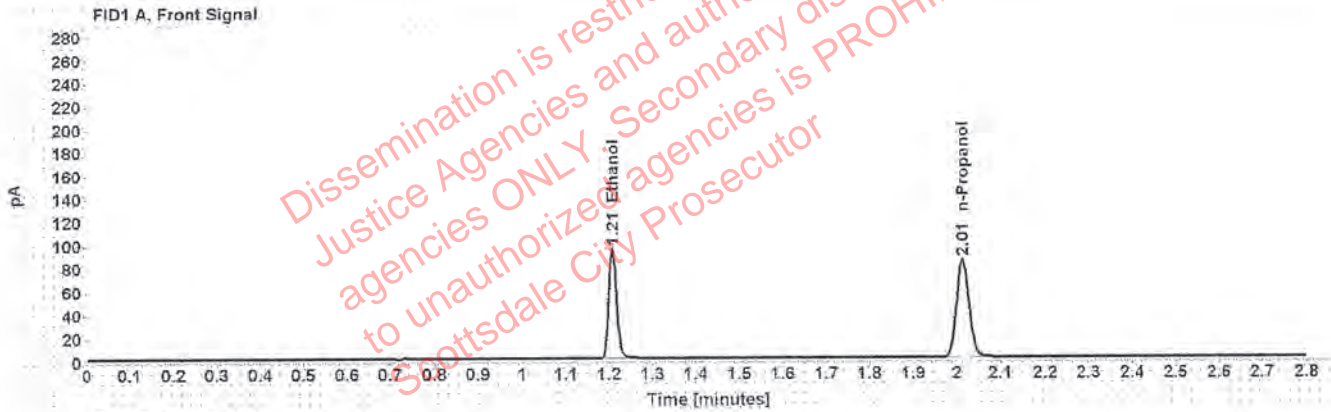


Table 1: FID 1 A (column DB-ALC1)

Compound	Time (min)	Peak Area
Ethanol	1.208	121.341
n-Propanol	2.013	169.403

Table 2: FID 2 B (column DB-ALC2)

Compound	Time (min)	Peak Area
Ethanol	1.373	148.325
n-Propanol	2.467	201.509

Scottsdale Police Department Crime Lab Volatiles Analysis

Sample: FN05131606	Vial: 4
Description: 0.400 calibrator	Sequence: 09Sept19
Method: ethanol quant.M	Injection date: 9/9/2019 11:01:26 AM
Instrument: US14173023 CN14160045	Analyst: Kosecki AK
Data file: C:\Chem32\1\Data\09Sept19\4.D	

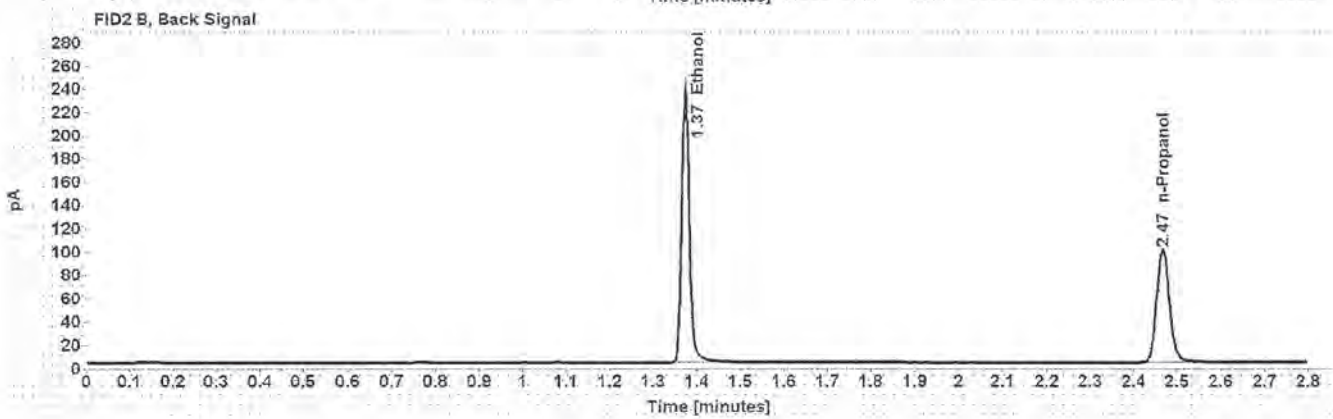
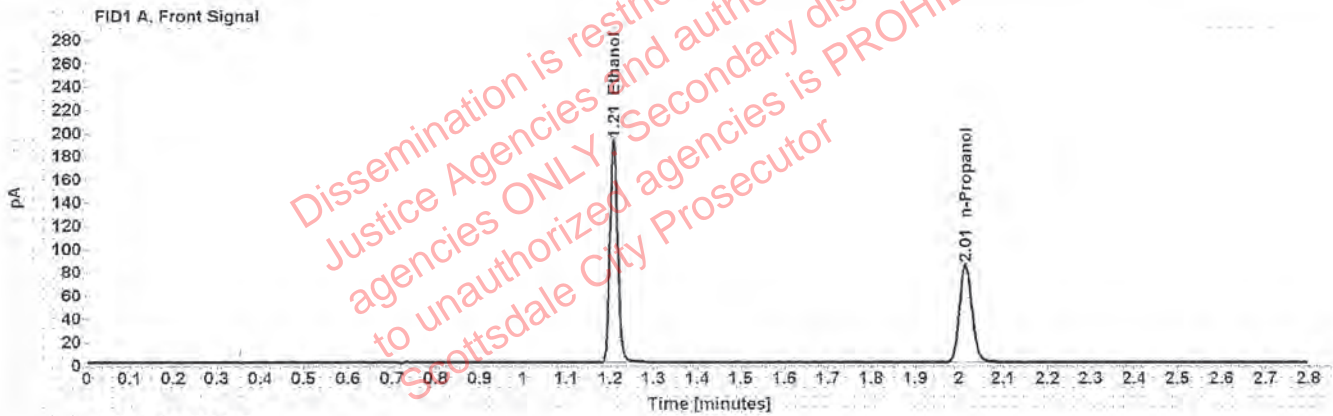


Table 1: FID 1 A (column DB-ALC1)

Compound	Time (min)	Peak Area
Ethanol	1.208	243.356
n-Propanol	2.014	168.278

Table 2: FID 2 B (column DB-ALC2)

Compound	Time (min)	Peak Area
Ethanol	1.373	299.177
n-Propanol	2.467	200.681

Scottsdale Police Department Crime Lab Volatiles Analysis

Sample: 061219	Vial: 5
Description: Negative	LIMS ID:
Method: ethanol quant.M	Sequence: 09Sept19
Instrument: US14173023 CN14160045	Injection date: 9/9/2019 11:05:26 AM
Data file: C:\Chem32\1\Data\09Sept19\5.D	Analyst: Kosecki <i>K</i>

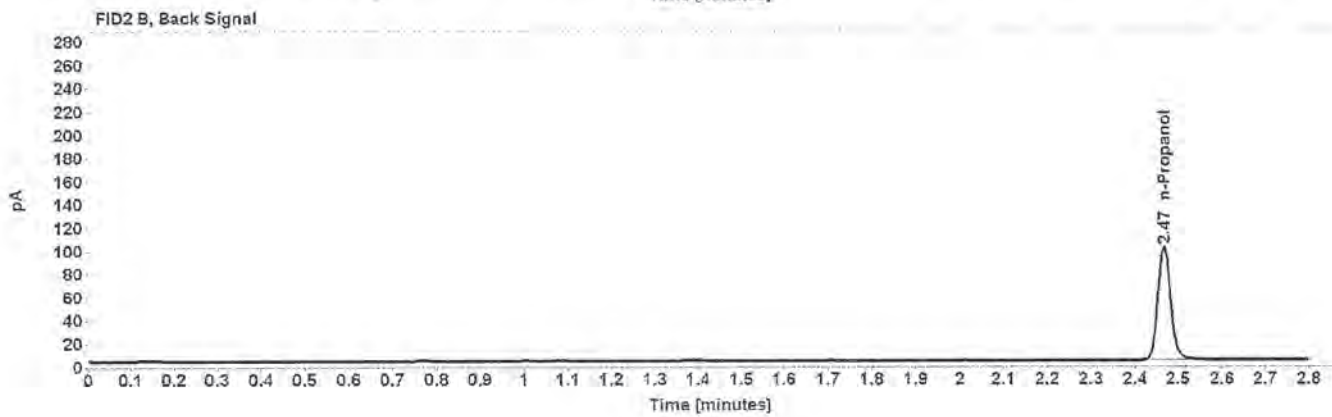
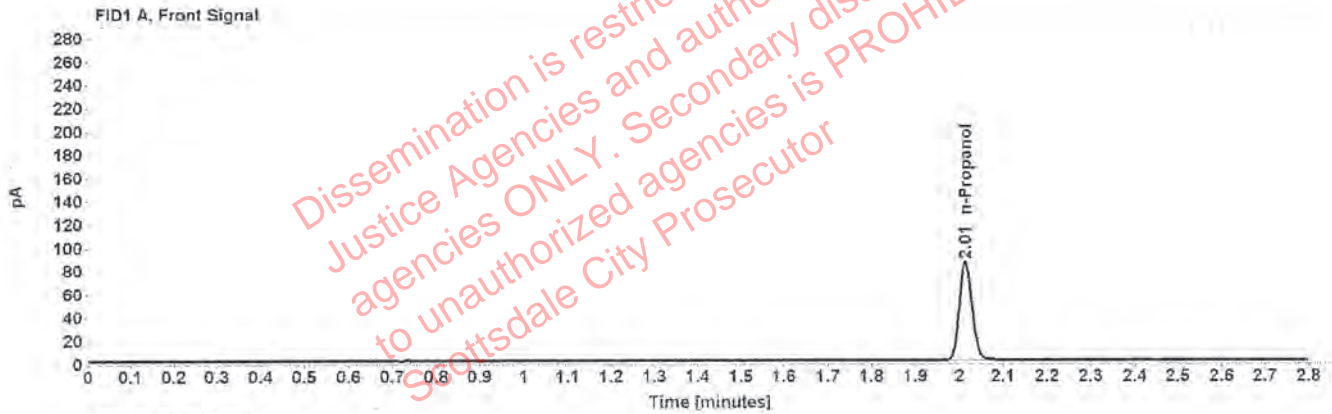


Table 1: FID 1 A (column DB-ALC1)

Compound	Amount (g/100mL)	Time (min)	Peak Area
n-Propanol	-----	2.014	170.163

Table 2: FID 2 B (column DB-ALC2)

Compound	Time (min)	Peak Area
n-Propanol	2.467	202.048

Scottsdale Police Department Crime Lab Volatiles Analysis

Sample: 070819	Vial: 6
Description: Volatiles mix	LIMS ID:
Method: ethanol quant.M	Sequence: 09Sept19
Instrument: US14173023 CN14160045	Injection date: 9/9/2019 11:09:25 AM
Data file: C:\Chem32\1\Data\09Sept19\6.D	Analyst: Kosecki AK

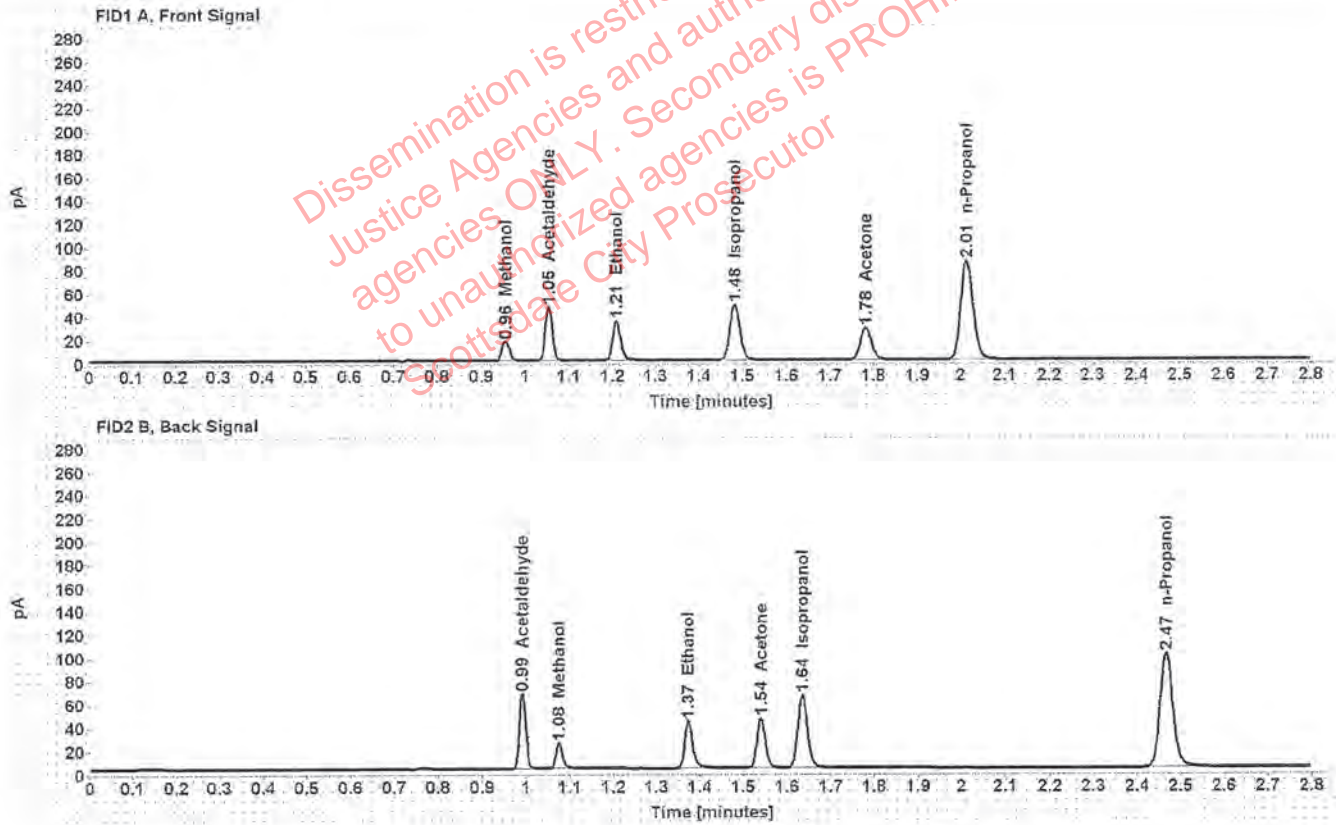


Table 1: FID 1 A (column DB-ALC1)

Compound	Amount (g/100mL)	Time (min)	Peak Area
Methanol	-----	0.956	19.174
Acetaldehyde	-----	1.053	51.007
>Ethanol	0.0723	1.209	43.567
Isopropanol	-----	1.482	77.293
Acetone	-----	1.782	48.200
n-Propanol	-----	2.014	169.918

Table 2: FID 2 B (column DB-ALC2)

Compound	Time (min)	Peak Area
Acetaldehyde	0.991	65.071
Methanol	1.075	24.244
Ethanol	1.374	53.083
Acetone	1.540	57.780
Isopropanol	1.636	96.810
n-Propanol	2.467	203.174

Scottsdale Police Department Crime Lab Volatiles Analysis

Sample: 08012015-C	Vial: 7
Description: 0.400	LIMS ID:
Method: ethanol quant.M	Sequence: 09Sept19
Instrument: US14173023 CN14160045	Injection date: 9/9/2019 11:13:41 AM
Data file: C:\Chem32\1\Data\09Sept19\7.D	Analyst: Kosecki AK

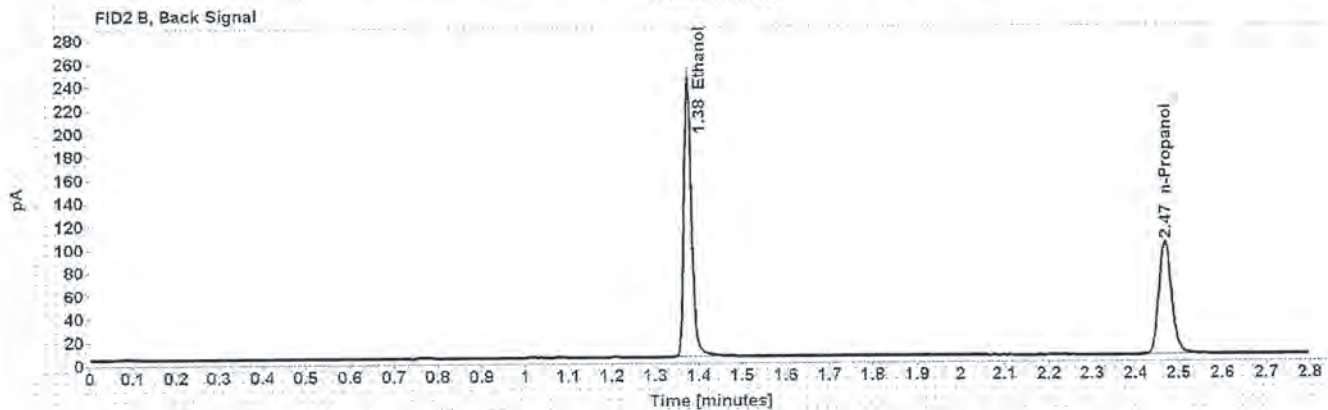
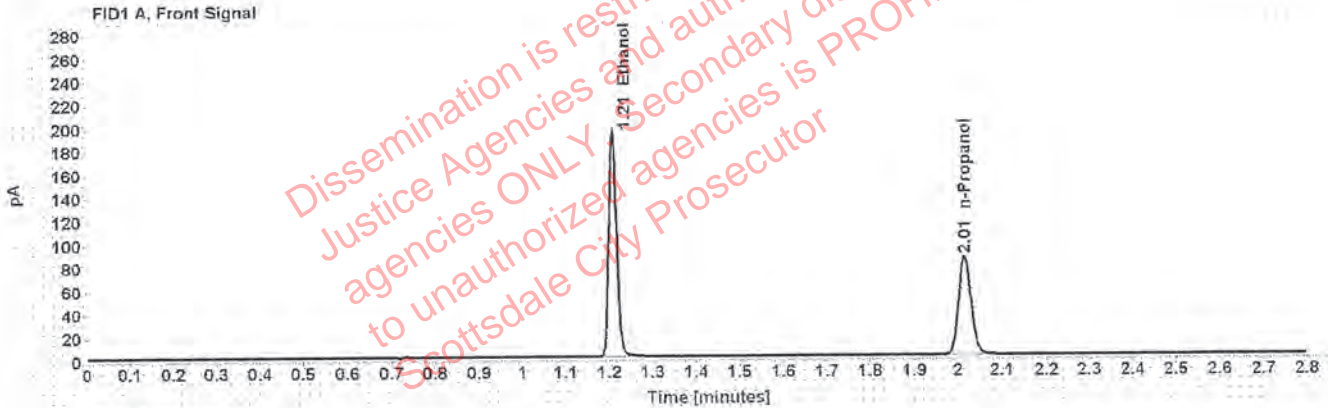


Table 1: FID 1 A (column DB-ALC1)

Compound	Amount (g/100mL)	Time (min)	Peak Area
>Ethanol	0.4050	1.209	247.096
n-Propanol	-----	2.015	168.961

Table 2: FID 2 B (column DB-ALC2)

Compound	Time (min)	Peak Area
Ethanol	1.375	303.696
n-Propanol	2.469	201.300

Scottsdale Police Department Crime Lab Volatiles Analysis

Sample:	09022015-A	Vial:	8
Description:	0.040	LIMS ID:	
Method:	ethanol quant.M	Sequence:	09Sept19
Instrument:	US14173023 CN14160045	Injection date:	9/9/2019 11:17:40 AM
Data file:	C:\Chem32\1\Data\09Sept19\8.D	Analyst:	Kosecki AK

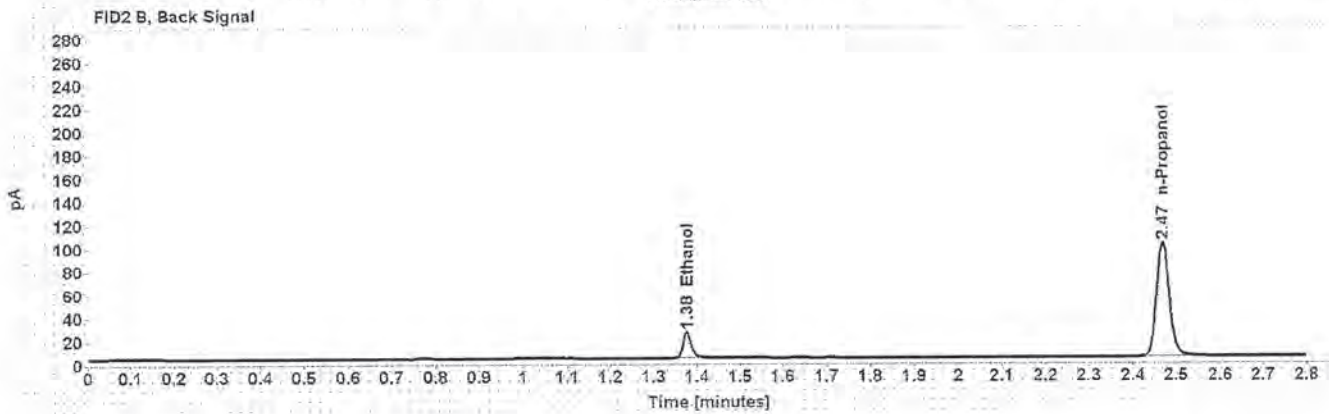



Table 1: FID 1 A (column DB-ALC1)

Compound	Amount (g/100mL)	Time (min)	Peak Area
>Ethanol	0.0405	1.211	24.105
n-Propanol	-----	2.015	170.631

Table 2: FID 2 B (column DB-ALC2)

Compound	Time (min)	Peak Area
Ethanol	1.377	29.300
n-Propanol	2.469	203.080

Scottsdale Police Department Crime Lab Volatiles Analysis

Sample: 407041529/13	Vial: 9
Description: 0.198	LIMS ID:
Method: ethanol quant.M	Sequence: 09Sept19
Instrument: US14173023 CN14160045	Injection date: 9/9/2019 11:21:41 AM
Data file: C:\Chem32\1\Data\09Sept19\9.D	Analyst: Kosecki AK

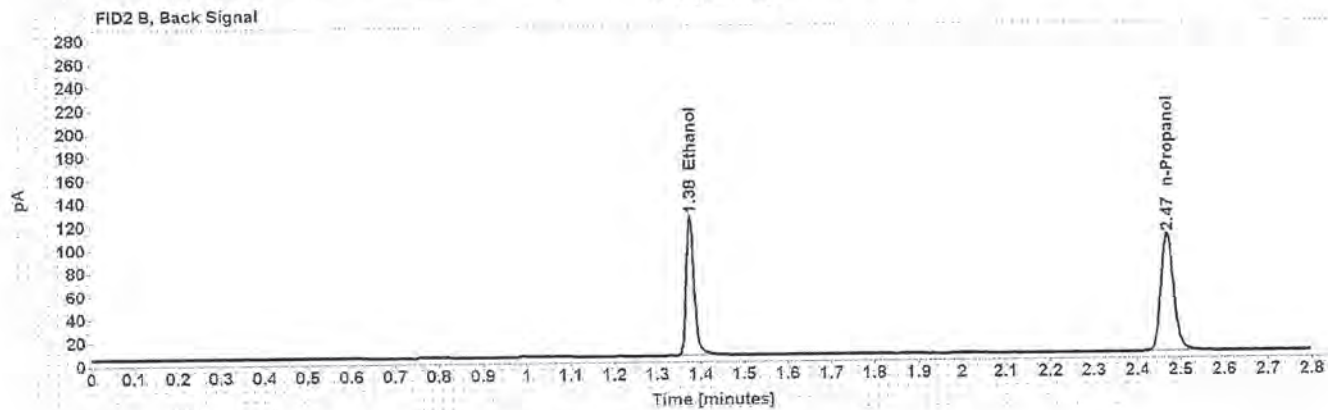
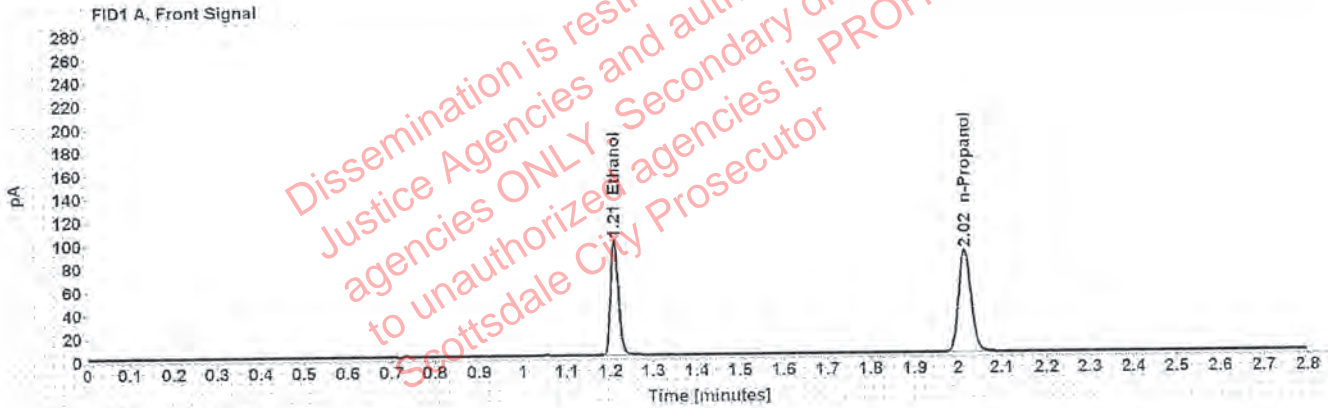


Table 1: FID 1 A (column DB-ALC1)

Compound	Amount (g/100mL)	Time (min)	Peak Area
>Ethanol	0.2000	1.209	126.430
n-Propanol	-----	2.015	175.768

Table 2: FID 2 B (column DB-ALC2)

Compound	Time (min)	Peak Area
Ethanol	1.376	154.921
n-Propanol	2.469	209.438

Scottsdale Police Department Crime Lab Volatiles Analysis

Sample: 03102016-A/1	Vial: 20
Description: 0.080	LIMS ID:
Method: ethanol quant.M	Sequence: 09Sept19
Instrument: US14173023 CN14160045	Injection date: 9/9/2019 12:06:10 PM
Data file: C:\Chem32\1\Data\09Sept19\20.D	Analyst: Kosecki AK

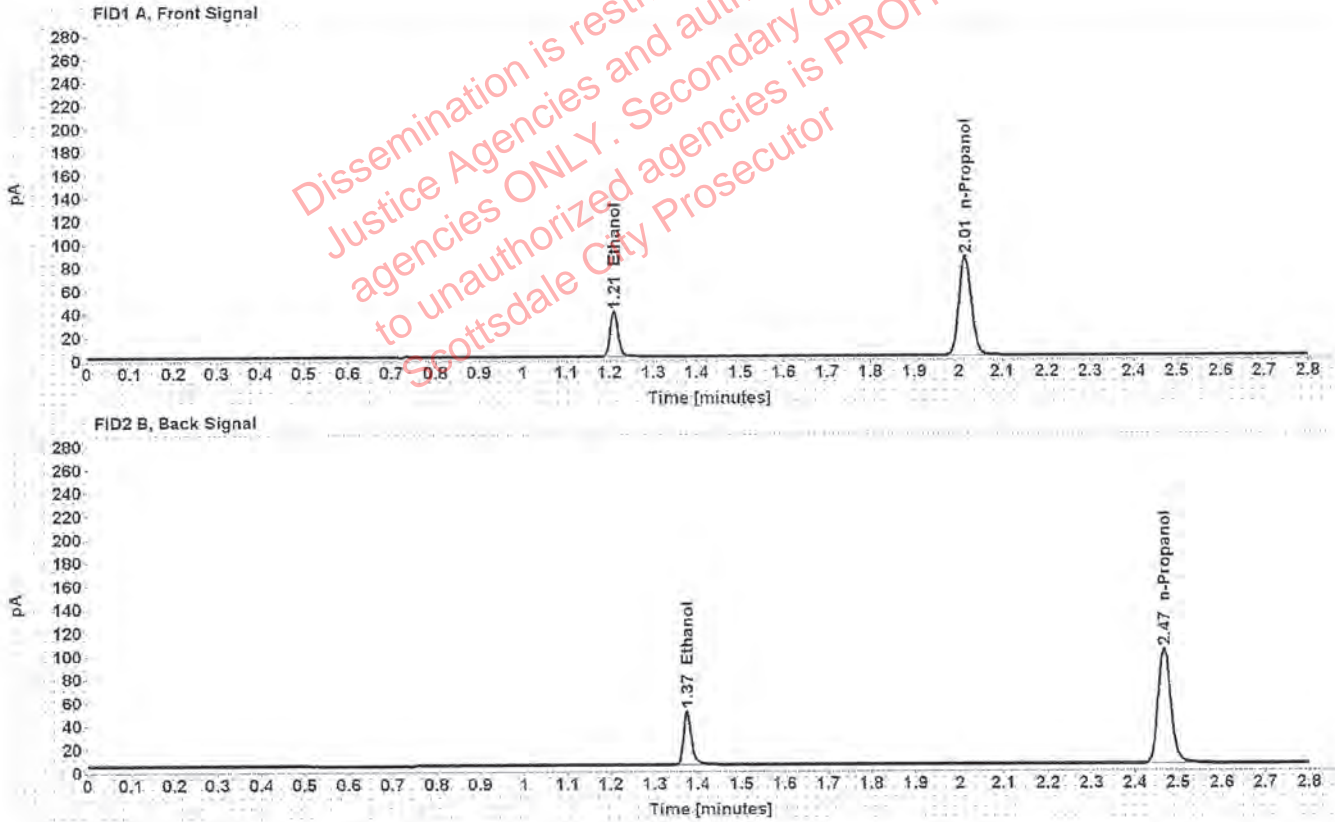


Table 1: FID 1 A (column DB-ALC1)

Compound	Amount (g/100mL)	Time (min)	Peak Area
>Ethanol	0.0810	1.209	49.555
n-Propanol	-----	2.014	171.902

Table 2: FID 2 B (column DB-ALC2)

Compound	Time (min)	Peak Area
Ethanol	1.375	60.926
n-Propanol	2.468	205.280

Scottsdale Police Department Crime Lab Volatiles Analysis

Sample: 09022015-C	Vial: 31
Description: 0.150	LIMS ID:
Method: ethanol quant.M	Sequence: 09Sept19
Instrument: US14173023 CN14160045	Injection date: 9/9/2019 12:50:39 PM
Data file: C:\Chem32\1\Data\09Sept19\31.D	Analyst: Kosecki

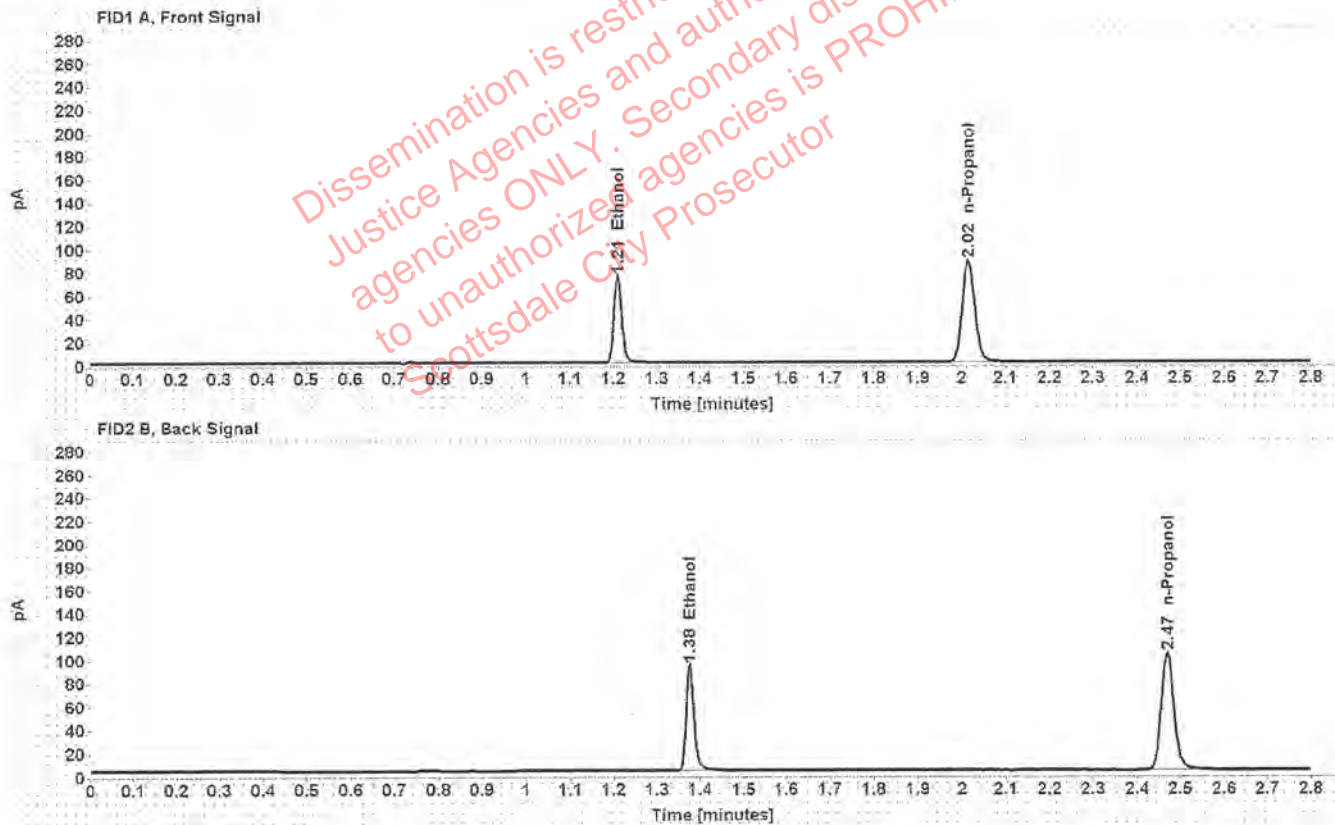


Table 1: FID 1 A (column DB-ALC1)

Compound	Amount (g/100mL)	Time (min)	Peak Area
>Ethanol	0.1532	1.210	95.836
n-Propanol	-----	2.015	174.261

Table 2: FID 2 B (column DB-ALC2)

Compound	Time (min)	Peak Area
Ethanol	1.376	117.153
n-Propanol	2.469	208.148

Scottsdale Police Department Crime Lab Volatiles Analysis

Sample: 407041529/13	Vial: 42
Description: 0.198	LIMS ID:
Method: ethanol quant.M	Sequence: 09Sept19
Instrument: US14173023 CN14160045	Injection date: 9/9/2019 1:34:55 PM
Data file: C:\Chem32\1\Data\09Sept19\42.D	Analyst: Kosecki AK

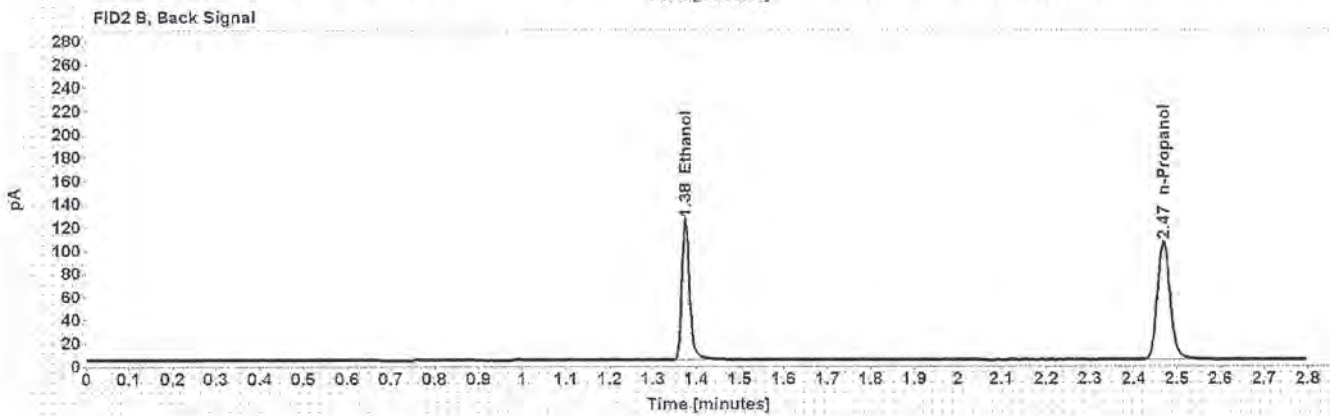
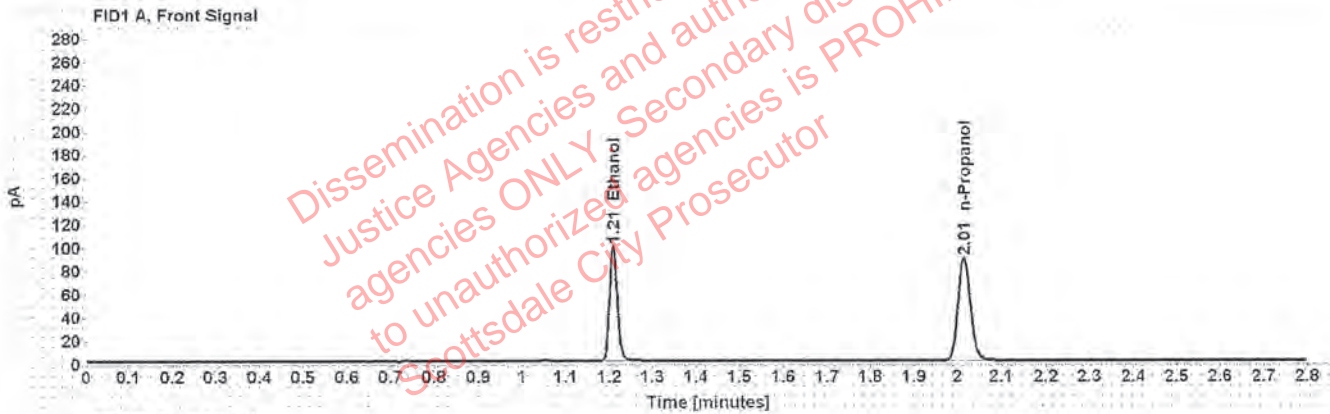


Table 1: FID 1 A (column DB-ALC1)

Compound	Amount (g/100mL)	Time (min)	Peak Area
>Ethanol	0.1998	1.209	126.485
n-Propanol	-----	2.015	175.947

Table 2: FID 2 B (column DB-ALC2)

Compound	Time (min)	Peak Area
Ethanol	1.375	155.549
n-Propanol	2.469	211.405

Scottsdale Police Department Crime Lab Volatiles Analysis

Sample: 08012015-C	Vial: 53
Description: 0.400	LIMS ID:
Method: ethanol quant.M	Sequence: 09Sept19
Instrument: US14173023 CN14160045	Injection date: 9/9/2019 2:19:25 PM
Data file: C:\Chem32\1\Data\09Sept19\53.D	Analyst: Kosecki ↖

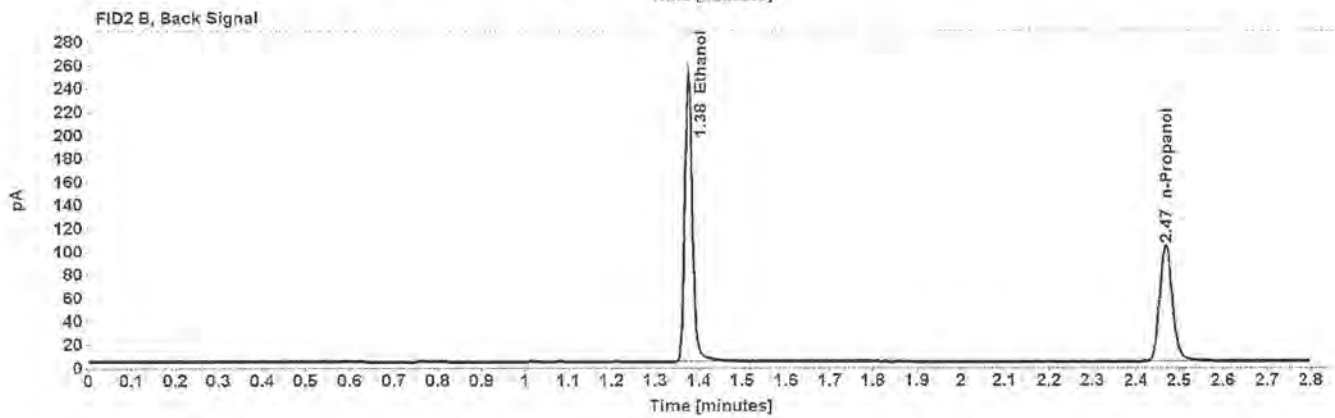
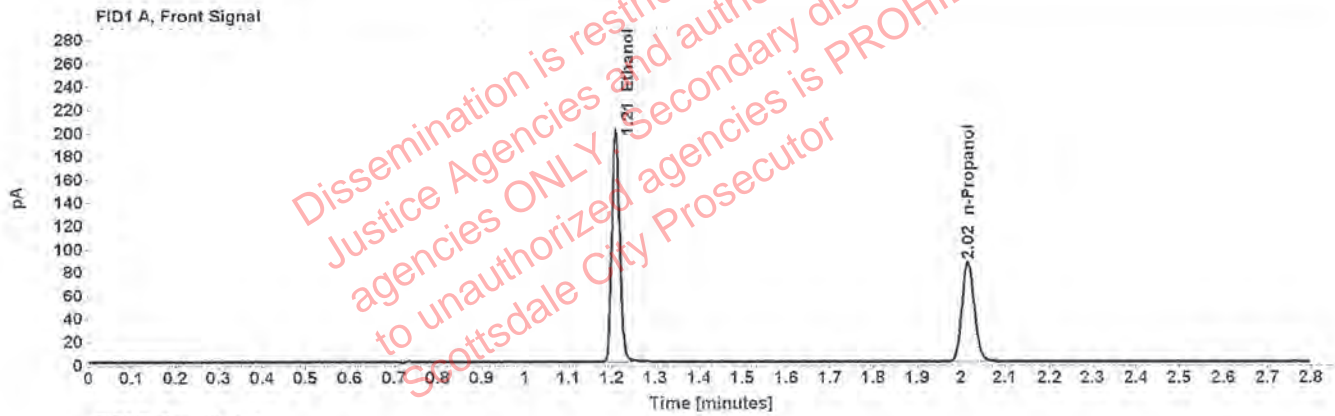


Table 1: FID 1 A (column DB-ALC1)

Compound	Amount (g/100mL)	Time (min)	Peak Area
>Ethanol	0.4087	1.209	254.091
n-Propanol	-----	2.015	172.140

Table 2: FID 2 B (column DB-ALC2)

Compound	Time (min)	Peak Area
Ethanol	1.375	313.787
n-Propanol	2.469	207.229

Scottsdale Police Department Crime Lab Volatiles Analysis

Sample: 09022015-A	Vial: 54
Description: 0.040	LIMS ID:
Method: ethanol quant.M	Sequence: 09Sept19
Instrument: US14173023 CN14160045	Injection date: 9/9/2019 2:23:25 PM
Data file: C:\Chem32\1\Data\09Sept19\54.D	Analyst: Kosecki K

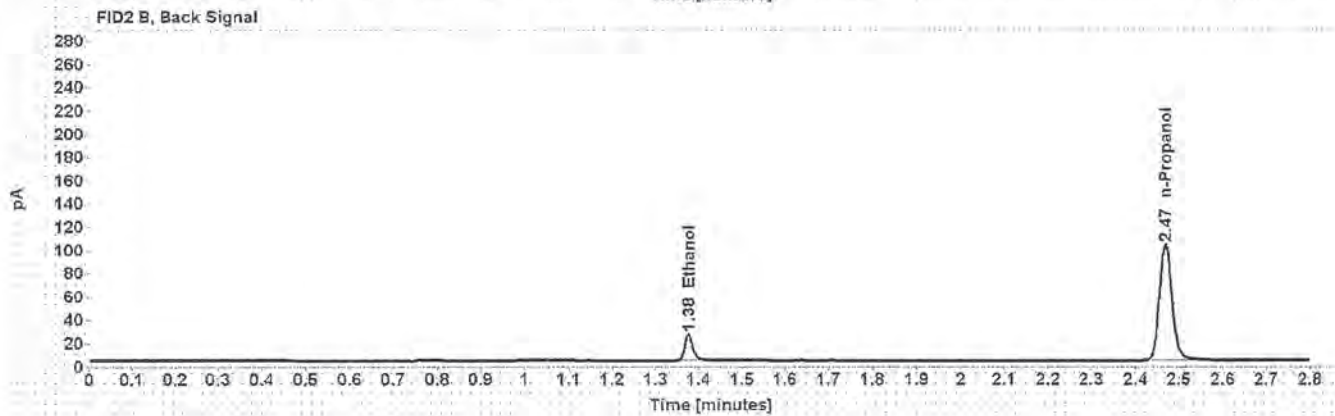
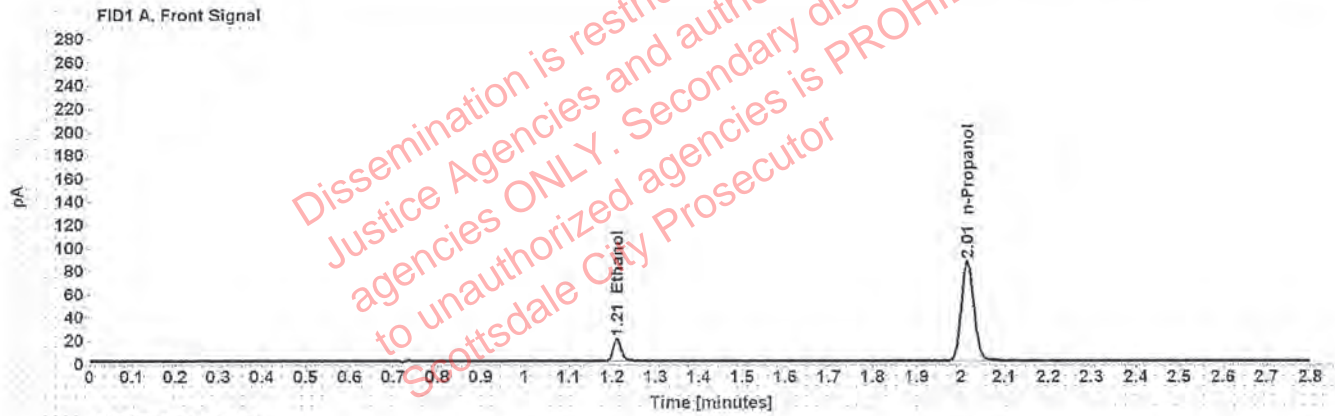


Table 1: FID 1 A (column DB-ALC1)

Compound	Amount (g/100mL)	Time (min)	Peak Area
>Ethanol	0.0409	1.211	24.539
n-Propanol	-----	2.015	172.117

Table 2: FID 2 B (column DB-ALC2)

Compound	Time (min)	Peak Area
Ethanol	1.376	29.844
n-Propanol	2.469	206.406

Scottsdale Police Department Crime Lab Volatiles Analysis

Sample: 407041529/13	Vial: 55
Description: 0.198	LIMS ID:
Method: ethanol quant.M	Sequence: 09Sept19
Instrument: US14173023 CN14160045	Injection date: 9/9/2019 2:27:39 PM
Data file: C:\Chem32\1\Data\09Sept19\55.D	Analyst: Kosecki AK

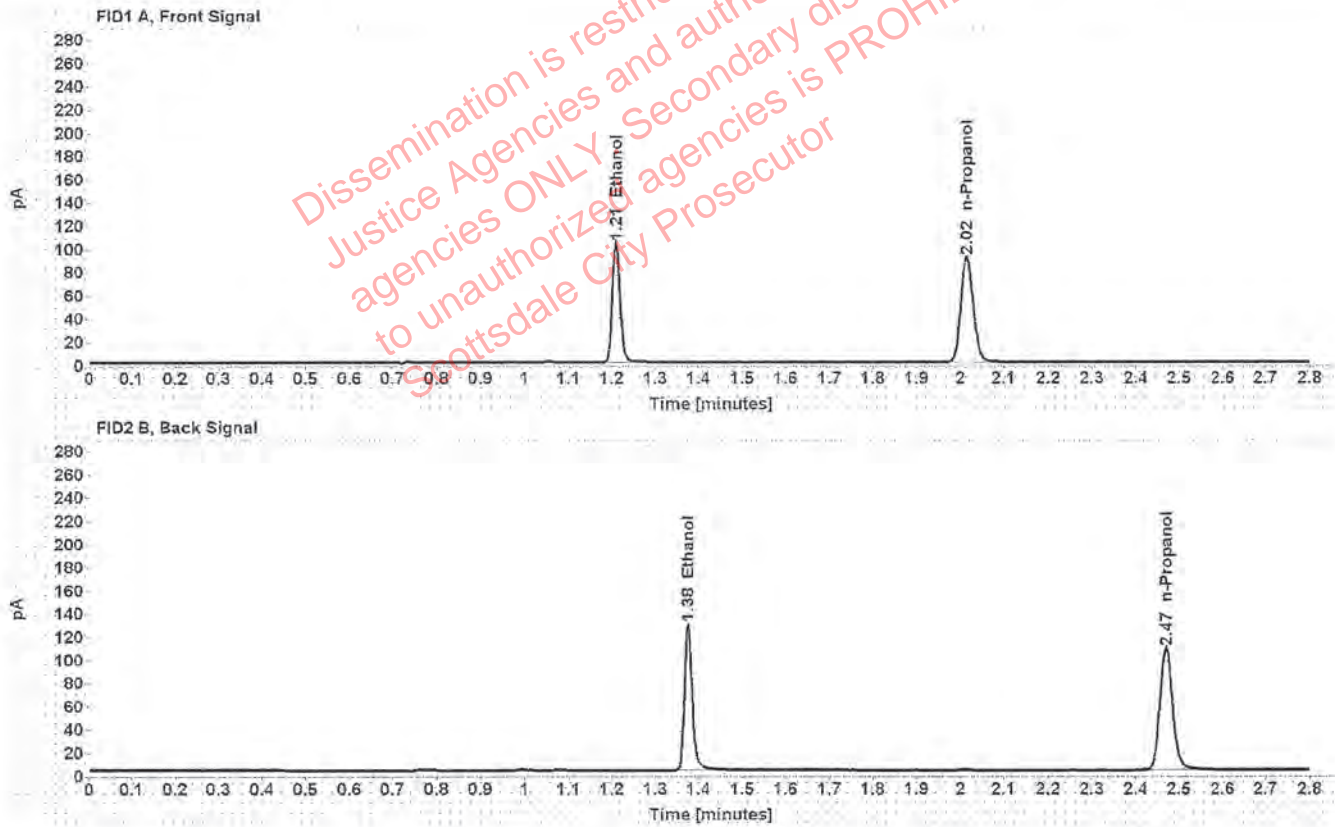


Table 1: FID 1 A (column DB-ALC1)

Compound	Amount (g/100mL)	Time (min)	Peak Area
>Ethanol	0.2025	1.210	132.033
n-Propanol	-----	2.015	181.261

Table 2: FID 2 B (column DB-ALC2)

Compound	Time (min)	Peak Area
Ethanol	1.376	162.249
n-Propanol	2.470	217.519

Scottsdale Police Department Crime Lab Volatiles Analysis

Sample: 040919WB	Vial: 56
Description: Negative	LIMS ID:
Method: ethanol quant.M	Sequence: 09Sept19
Instrument: US14173023 CN14160045	Injection date: 9/9/2019 2:31:41 PM
Data file: C:\Chem32\1\Data\09Sept19\56.D	Analyst: Kosecki AK

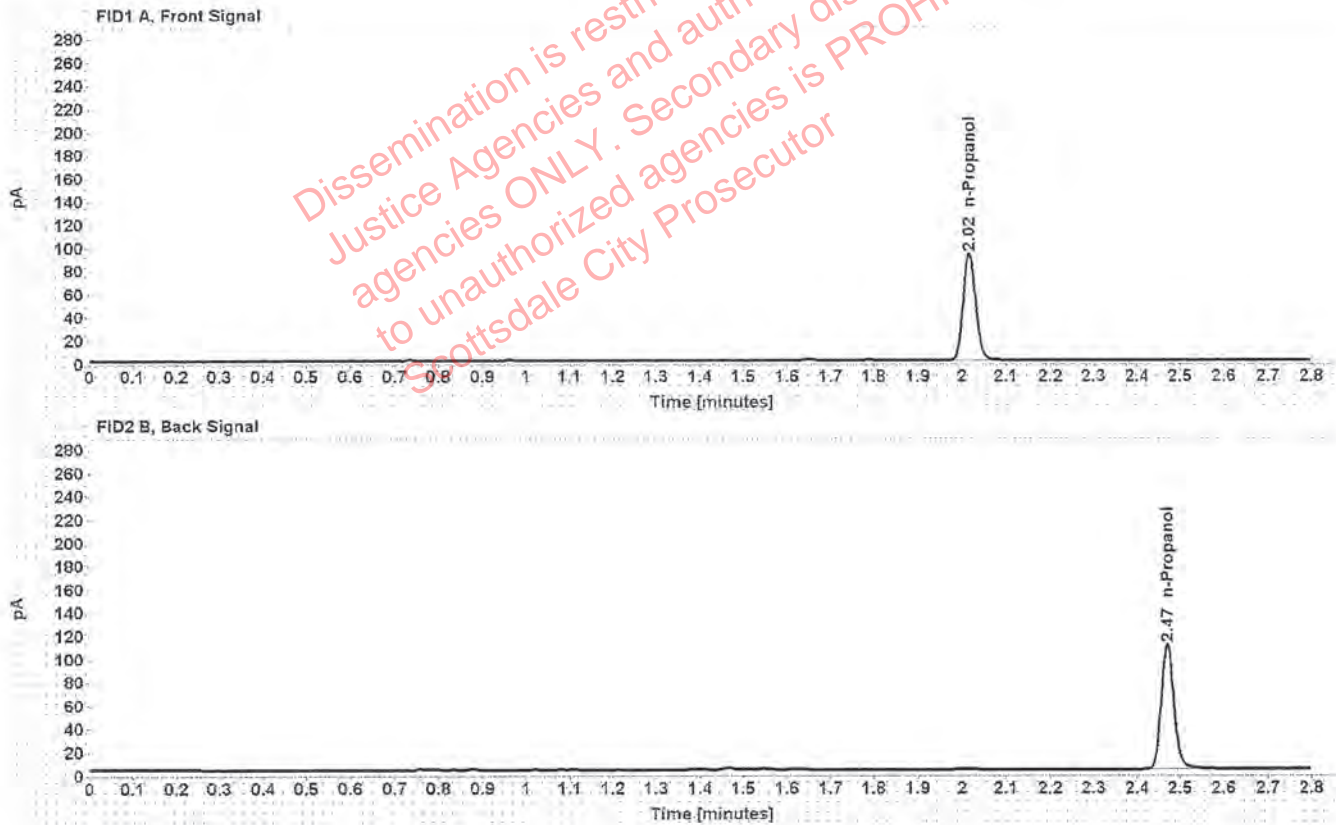


Table 1: FID 1 A (column DB-ALC1)

Compound	Amount (g/100mL)	Time (min)	Peak Area
n-Propanol	-----	2.016	184.393

Table 2: FID 2 B (column DB-ALC2)

Compound	Time (min)	Peak Area
n-Propanol	2.470	221.192

Sequence Summary

Sequence name: 09Sept19 Instrument: US14173023 CN14160045 Analyst: Kosecki **A**

Vial	Sample	Description	Type	LIMS ID	Method
1	FN03241604	0.020 calibrator	Calibration		ethanol quant.M
2	FN02271802	0.100 calibrator	Calibration		ethanol quant.M
3	FN06231704	0.200 calibrator	Calibration		ethanol quant.M
4	FN05131606	0.400 calibrator	Calibration		ethanol quant.M
5	061219	Negative	Control		ethanol quant.M
6	070819	Volatiles mix	Control		ethanol quant.M
7	08012015-C	0.400	Control		ethanol quant.M
8	09022015-A	0.040	Control		ethanol quant.M
9	407041529/13	0.198	Control		ethanol quant.M
10	1147067		Sample		ethanol quant.M
11	1147067		Sample		ethanol quant.M
12	1132577		Sample		ethanol quant.M
13	1132577		Sample		ethanol quant.M
14	1179341		Sample		ethanol quant.M
15	1179341		Sample		ethanol quant.M
16	1216989		Sample		ethanol quant.M
17	1216989		Sample		ethanol quant.M
18	1243075		Sample		ethanol quant.M
19	1243075		Sample		ethanol quant.M
20	03102016-A/1	0.080	Control		ethanol quant.M
21	1285537		Sample		ethanol quant.M
22	1285537		Sample		ethanol quant.M
23	1283085		Sample		ethanol quant.M
24	1283085		Sample		ethanol quant.M
25	1286413		Sample		ethanol quant.M
26	1286413		Sample		ethanol quant.M
27	1274767		Sample		ethanol quant.M
28	1274767		Sample		ethanol quant.M
29	1249642		Sample		ethanol quant.M
30	1249642		Sample		ethanol quant.M
31	09022015-C	0.150	Control		ethanol quant.M
32	1286615		Sample		ethanol quant.M
33	1286615		Sample		ethanol quant.M
34	1283918		Sample		ethanol quant.M
35	1283918		Sample		ethanol quant.M
36	1284512		Sample		ethanol quant.M
37	1284512		Sample		ethanol quant.M
38	1283900		Sample		ethanol quant.M
39	1283900		Sample		ethanol quant.M
40	1283967		Sample		ethanol quant.M
41	1283967		Sample		ethanol quant.M
42	407041529/13	0.198	Control		ethanol quant.M
43	1254309		Sample		ethanol quant.M
44	1254309		Sample		ethanol quant.M
45	000002		Sample		ethanol quant.M
46	000002		Sample		ethanol quant.M
47	000001		Sample		ethanol quant.M

Dissemination is restricted to Criminal Justice Agencies and authorized agencies ONLY. Secondary dissemination to unauthorized agencies is PROHIBITED.

Sequence Summary



48	000001			Sample		ethanol quant.M
49	000003			Sample		ethanol quant.M
50	000003			Sample		ethanol quant.M
51	000004			Sample		ethanol quant.M
52	000004			Sample		ethanol quant.M
53	08012015-C		0.400	Control		ethanol quant.M
54	09022015-A		0.040	Control		ethanol quant.M
55	407041529/13		0.198	Control		ethanol quant.M
56	040919WB		Negative	Control		ethanol quant.M

Dissemination is restricted to Criminal Justice Agencies and authorized agencies ONLY. Secondary dissemination to unauthorized agencies is PROHIBITED. Scottsdale City Prosecutor

Scottsdale Police Department Crime Laboratory Summary of Cases

SEQUENCE NAME: 09Sept19

ANALYST: Kosecki A

Vials	Test 1 (g/dL)	Test 2 (g/dL)	Mean (g/dL)	Percent Difference*	Absolute Difference (g/dL)*
10 11	0.1598	0.1580	0.15890	0.57	0.00090
12 13	0.1408	0.1405	0.14065	0.11	0.00015
14 15	0.1054	0.1041	0.10475	0.62	0.00065
16 17	0.1243	0.1245	0.12440	0.08	0.00010
18 19	0.1217	0.1214	0.12155	0.12	0.00015
21 22	0.0905	0.0901	0.09030	0.22	0.00020
23 24	0.1550	0.1557	0.15535	0.23	0.00035
25 26	0.0973	0.0973	0.09730	0.00	0.00000
27 28	0.1289	0.1305	0.12970	0.62	0.00080
29 30	0.1473	0.1475	0.14740	0.07	0.00010
32 33	0.1697	0.1701	0.16990	0.12	0.00020
34 35	0.1973	0.1969	0.19710	0.10	0.00020
36 37	0.0928	0.0921	0.09245	0.38	0.00035
38 39	0.3296	0.3371	0.33335	1.12	0.00375
40 41	0.0970	0.0969	0.09695	0.05	0.00005
43 44	0.2345	0.2336	0.23405	0.19	0.00045
45 46	0.2303	0.2321	0.23120	0.39	0.00090
47 48	0.0542	0.0541	0.05415	0.09	0.00005
49 50	0.1031	0.1036	0.10335	0.24	0.00025
51 52	0.3126	0.3131	0.31285	0.08	0.00025

*Calculated differences are differences from the mean of the two results.

Scottsdale Forensic Lab

Blood Alcohol Pipetting Log

ANALYST: Kosecki *AK*

SEQUENCE: 09Sep19

Instrument Position	Headspace Vial 1	Headspace Vial 2	Blood Tube	Barcode Match
Vials 10 and 11	1147067	1147067	1147067	Yes
Vials 12 and 13	1132577	1132577	1132577	Yes
Vials 14 and 15	1179341	1179341	1179341	Yes
Vials 16 and 17	1216989	1216989	1216989	Yes
Vials 18 and 19	1243075	1243075	1243075	Yes
Vials 21 and 22	1285537	1285537	1285537	Yes
Vials 23 and 24	1283085	1283085	1283085	Yes
Vials 25 and 26	1286413	1286413	1286413	Yes
Vials 27 and 28	1274767	1274767	1274767	Yes
Vials 29 and 30	1249642	1249642	1249642	Yes
Vials 32 and 33	1286615	1286615	1286615	Yes
Vials 34 and 35	1283918	1283918	1283918	Yes
Vials 36 and 37	1284512	1284512	1284512	Yes
Vials 38 and 39	1283900	1283900	1283900	Yes
Vials 40 and 41	1283967	1283967	1283967	Yes
Vials 43 and 44	1254309	1254309	1254309	Yes
Vials 45 and 46	000002	000002	000002	Yes
Vials 47 and 48	000001	000001	000001	Yes
Vials 49 and 50	000003	000003	000003	Yes
Vials 51 and 52	000004	000004	000004	Yes

Scottsdale Police Department Crime Lab Volatiles Analysis

Sample: 1147067	Vial: 10
Description: [REDACTED]	LIMS ID: [REDACTED]
Method: ethanol quant.M	Sequence: 09Sept19
Instrument: US14173023 CN14160045	Injection date: 9/9/2019 11:25:40 AM
Data file: C:\Chem32\1\Data\09Sept19\10.D	Analyst: Kosecki

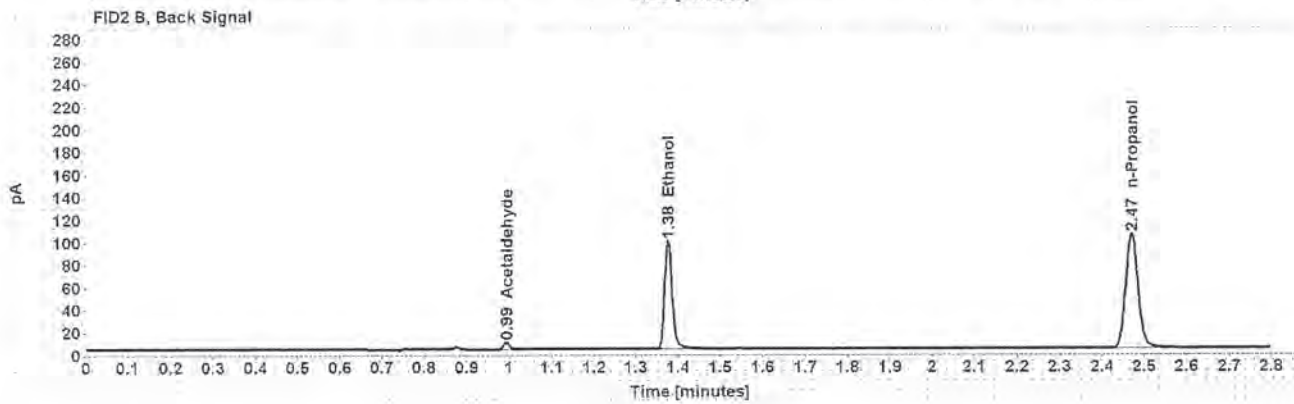
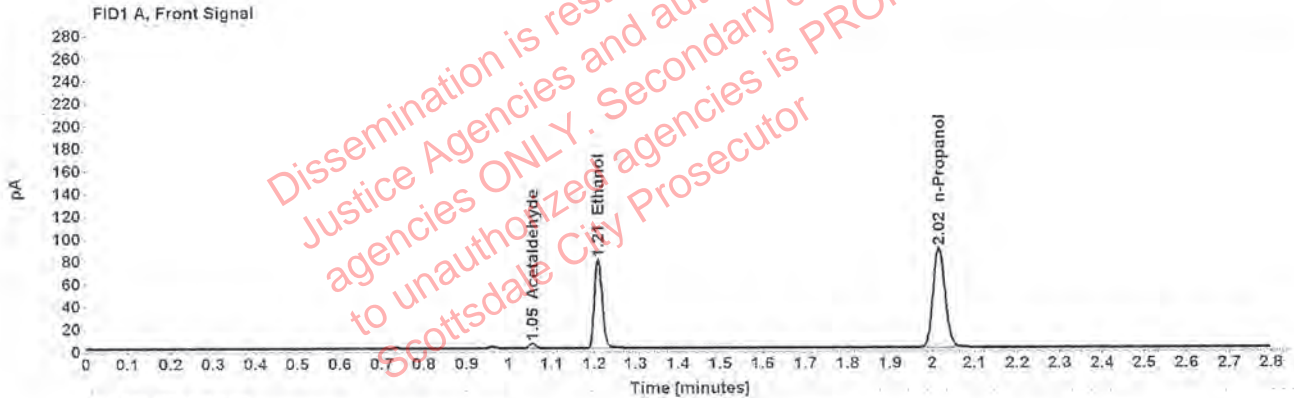


Table 1: FID 1 A (column DB-ALC1)

Compound	Amount (g/100mL)	Time (min)	Peak Area
Acetaldehyde	-----	1.055	4.533
>Ethanol	0.1598	1.210	101.034
n-Propanol	-----	2.015	176.121

Table 2: FID 2 B (column DB-ALC2)

Compound	Time (min)	Peak Area
Acetaldehyde	0.993	5.884
Ethanol	1.376	123.296
n-Propanol	2.470	210.340

Scottsdale Police Department Crime Lab Volatiles Analysis

Sample:	1147067	Vial:	11
Description:	[REDACTED]	LIMS ID:	[REDACTED]
Method:	ethanol quant.M	Sequence:	09Sept19
Instrument:	US14173023 CN14160045	Injection date:	9/9/2019 11:29:42 AM
Data file:	C:\Chem32\1\Data\09Sept19\11.D	Analyst:	Kosecki

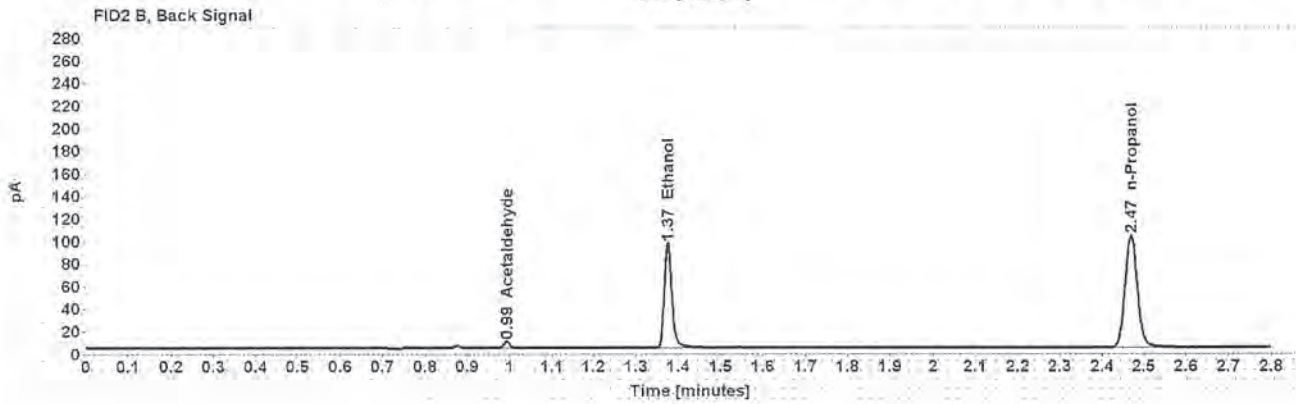
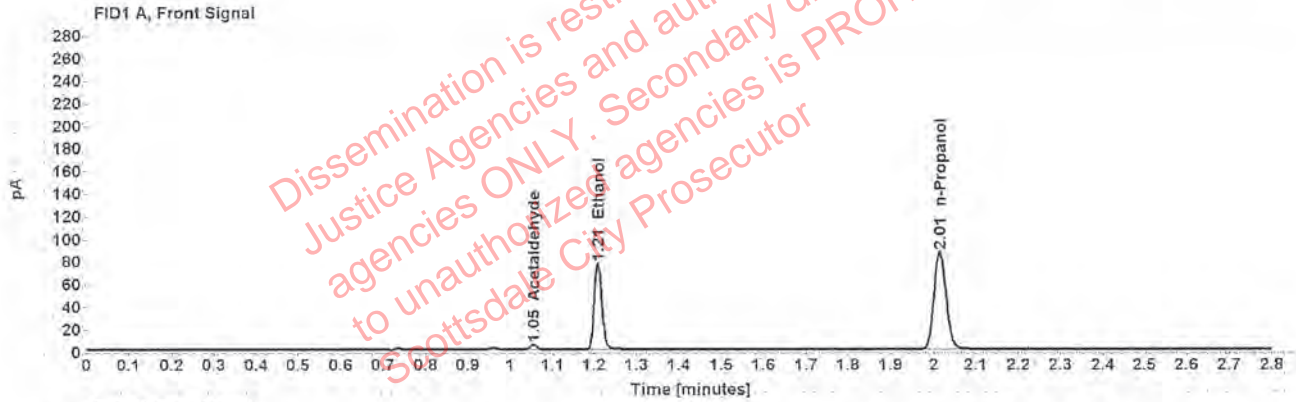


Table 1: FID 1 A (column DB-ALC1)

Compound	Amount (g/100mL)	Time (min)	Peak Area
Acetaldehyde	-----	1.055	4.441
>Ethanol	0.1580	1.209	97.734
n-Propanol	-----	2.015	172.308

Table 2: FID 2 B (column DB-ALC2)

Compound	Time (min)	Peak Area
Acetaldehyde	0.993	5.794
Ethanol	1.375	119.645
n-Propanol	2.468	205.644

Case: [REDACTED] User: pkosecki 9/9/2019

Scottsdale Police Department Crime Lab Volatiles Analysis

Sample:	1132577	Vial:	12
Description:	[REDACTED]	LIMS ID:	[REDACTED]
Method:	ethanol quant.M	Sequence:	09Sept19
Instrument:	US14173023 CN14160045	Injection date:	9/9/2019 11:33:41 AM
Data file:	C:\Chem32\1\Data\09Sept19\12.D	Analyst:	Kosecki

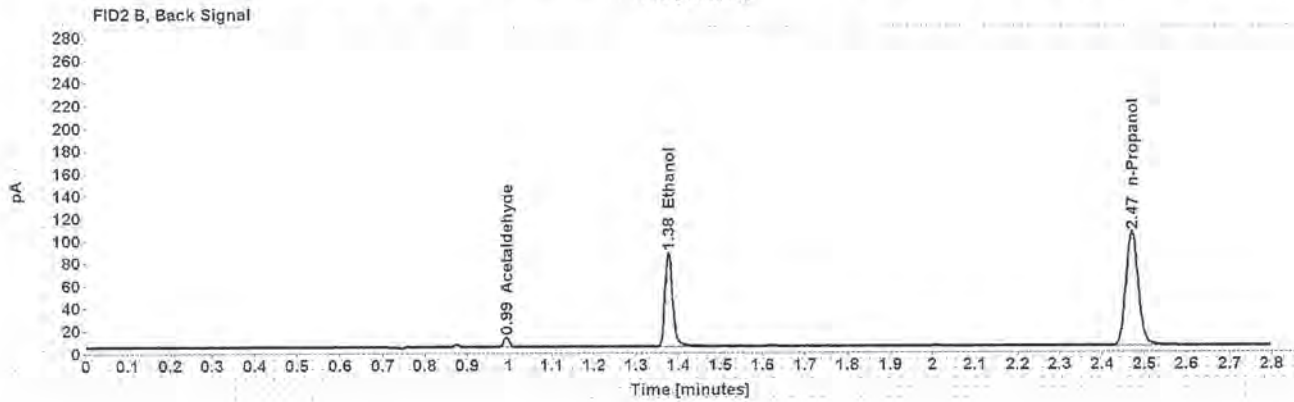
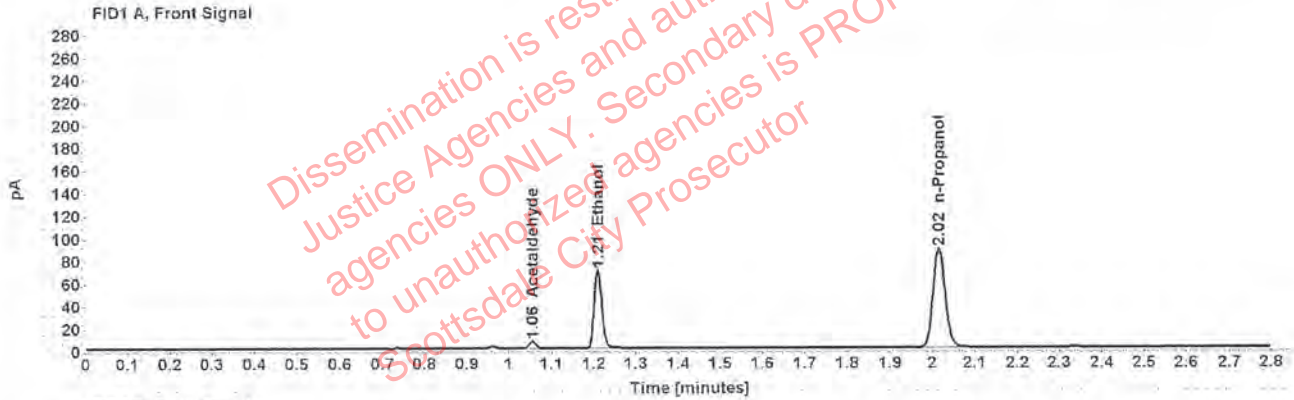


Table 1: FID 1 A (column DB-ALC1)

Compound	Amount (g/100mL)	Time (min)	Peak Area
Acetaldehyde	-----	1.055	6.512
>Ethanol	0.1408	1.210	88.371
n-Propanol	-----	2.015	174.983

Table 2: FID 2 B (column DB-ALC2)

Compound	Time (min)	Peak Area
Acetaldehyde	0.994	8,446
Ethanol	1.376	109,185
n-Propanol	2.470	209,378

Case: [REDACTED] User: pkosecki 9/9/2019

Scottsdale Police Department Crime Lab Volatiles Analysis

Sample: 1132577	Vial: 13
Description: [REDACTED]	LIMS ID: [REDACTED]
Method: ethanol quant.M	Sequence: 09Sept19
Instrument: US14173023 CN14160045	Injection date: 9/9/2019 11:37:55 AM
Data file: C:\Chem32\1\Data\09Sept19\13.D	Analyst: Kosecki

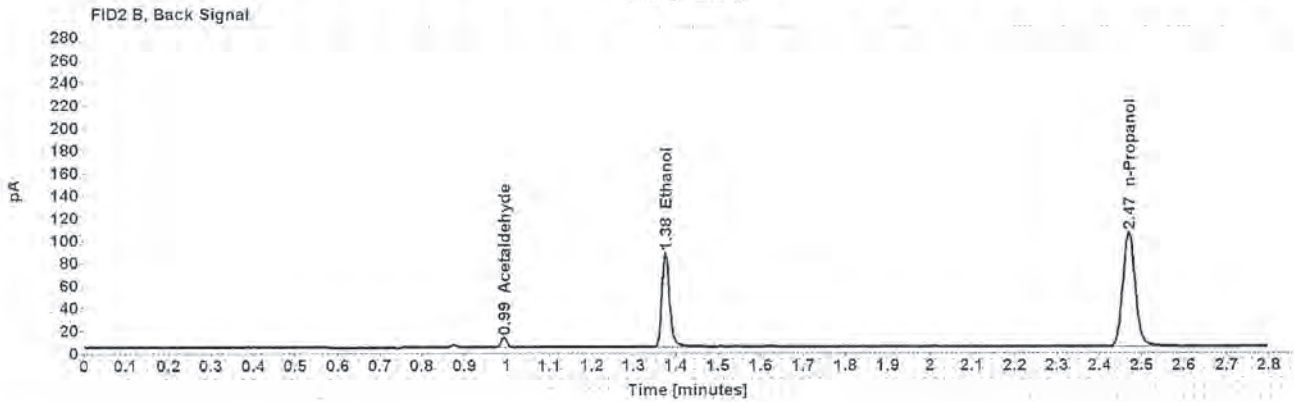
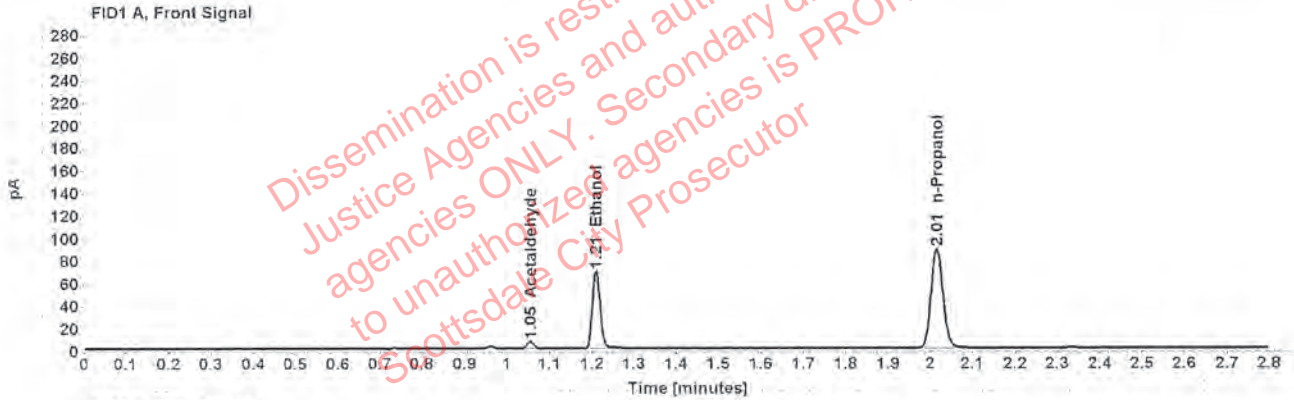


Table 1: FID 1 A (column DB-ALC1)

Compound	Amount (g/100mL)	Time (min)	Peak Area
Acetaldehyde	-----	1.055	6.505
>Ethanol	0.1405	1.210	88.417
n-Propanol	-----	2.015	175.467

Table 2: FID 2 B (column DB-ALC2)

Compound	Time (min)	Peak Area
Acetaldehyde	0.993	8.388
Ethanol	1.375	108.828
n-Propanol	2.469	210.193

Case: [REDACTED] User: pkosecki 9/9/2019

Scottsdale Police Department Crime Lab Volatiles Analysis

Sample:	1179341	Vial:	14
Description:	[REDACTED]	LIMS ID:	[REDACTED]
Method:	ethanol quant.M	Sequence:	09Sept19
Instrument:	US14173023 CN14160045	Injection date:	9/9/2019 11:41:56 AM
Data file:	C:\Chem32\1\Data\09Sept19\14.D	Analyst:	Kosecki

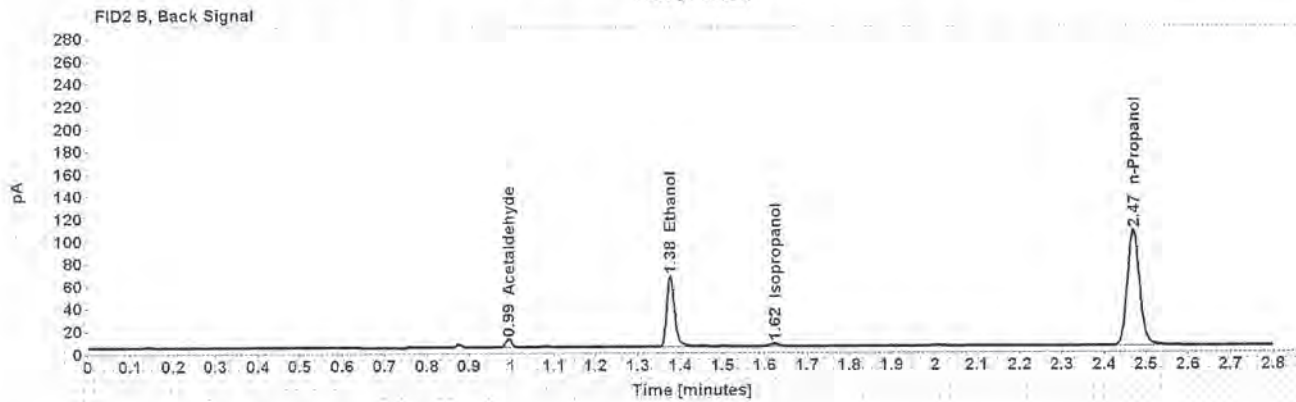
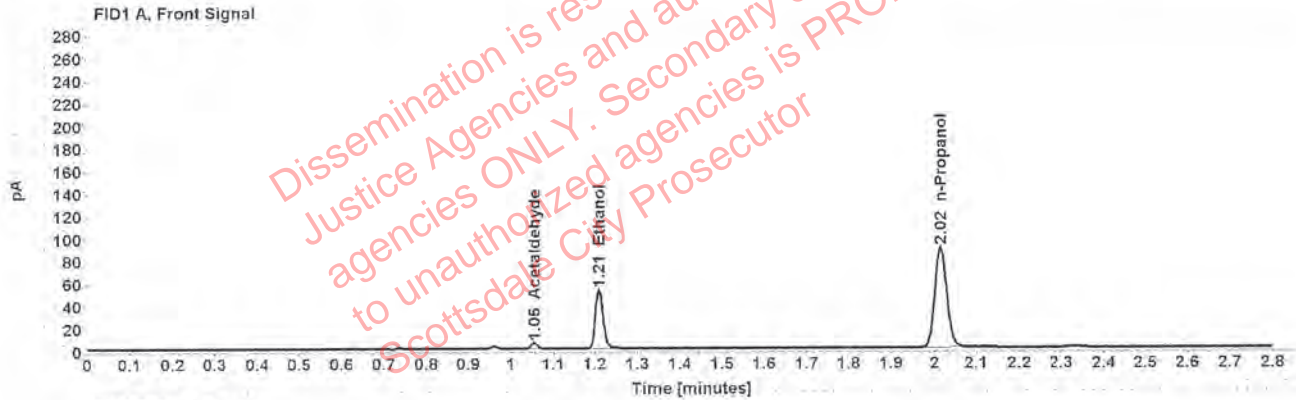


Table 1: FID 1 A (column DB-ALC1)

Compound	Amount (g/100mL)	Time (min)	Peak Area
Acetaldehyde	-----	1.055	5.180
>Ethanol	0.1054	1.210	66.693
n-Propanol	-----	2.015	177.188

Table 2: FID 2 B (column DB-ALC2)

Compound	Time (min)	Peak Area
Acetaldehyde	0.993	6.748
Ethanol	1.376	81.121
Isopropanol	1.623	4.015
n-Propanol	2.469	212.332

Scottsdale Police Department Crime Lab Volatiles Analysis

Sample:	1179341	Vial:	15
Description:	[REDACTED]	LIMS ID:	[REDACTED]
Method:	ethanol quant.M	Sequence:	09Sept19
Instrument:	US14173023 CN14160045	Injection date:	9/9/2019 11:45:58 AM
Data file:	C:\Chem32\1\Data\09Sept19\15.D	Analyst:	Kosecki

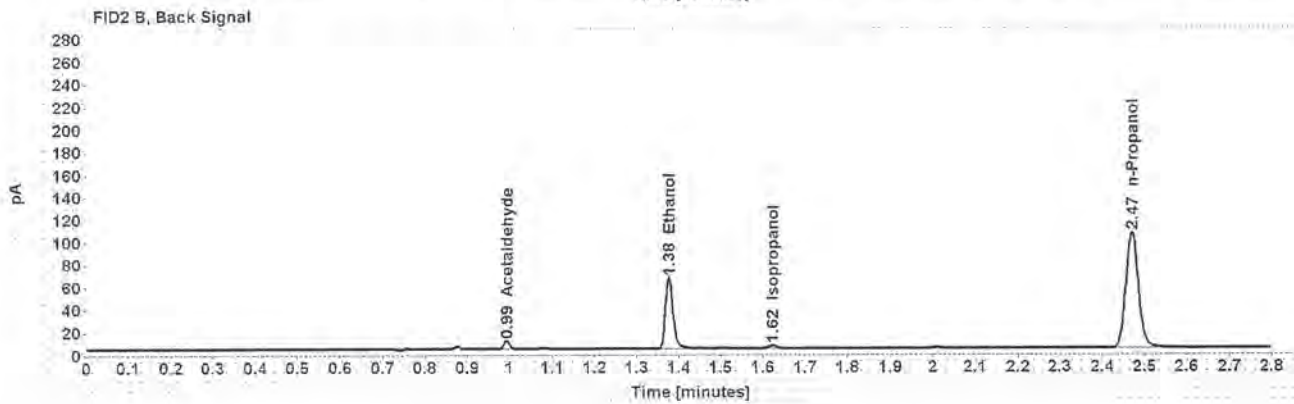
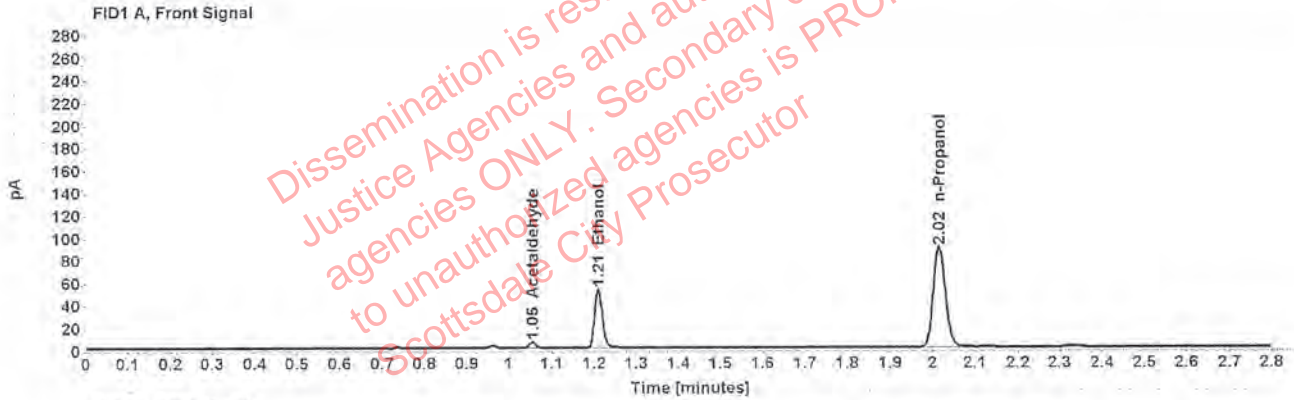


Table 1: FID 1 A (column DB-ALC1)

Compound	Amount (g/100mL)	Time (min)	Peak Area
Acetaldehyde	-----	1.055	5.223
>Ethanol	0.1041	1.210	66.725
n-Propanol	-----	2.015	179.411

Table 2: FID 2 B (column DB-ALC2)

Compound	Time (min)	Peak Area
Acetaldehyde	0.993	6.803
Ethanol	1.376	81.344
Isopropanol	1.623	4.110
n-Propanol	2.470	212.496

Scottsdale Police Department Crime Lab Volatiles Analysis

Sample:	1216989	Vial:	16
Description:	[REDACTED]	LIMS ID:	[REDACTED]
Method:	ethanol quant.M	Sequence:	09Sept19
Instrument:	US14173023 CN14160045	Injection date:	9/9/2019 11:49:56 AM
Data file:	C:\Chem32\1\Data\09Sept19\16.D	Analyst:	Kosecki

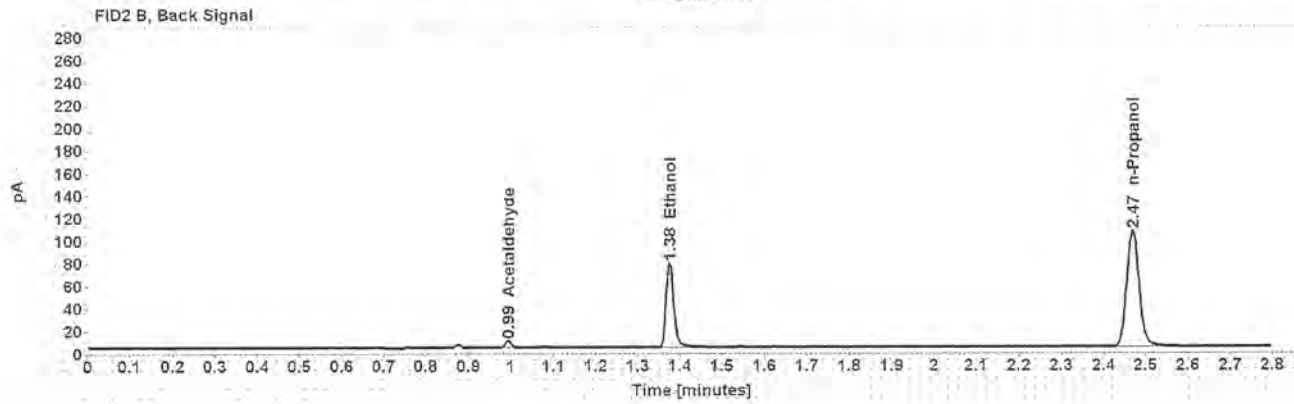
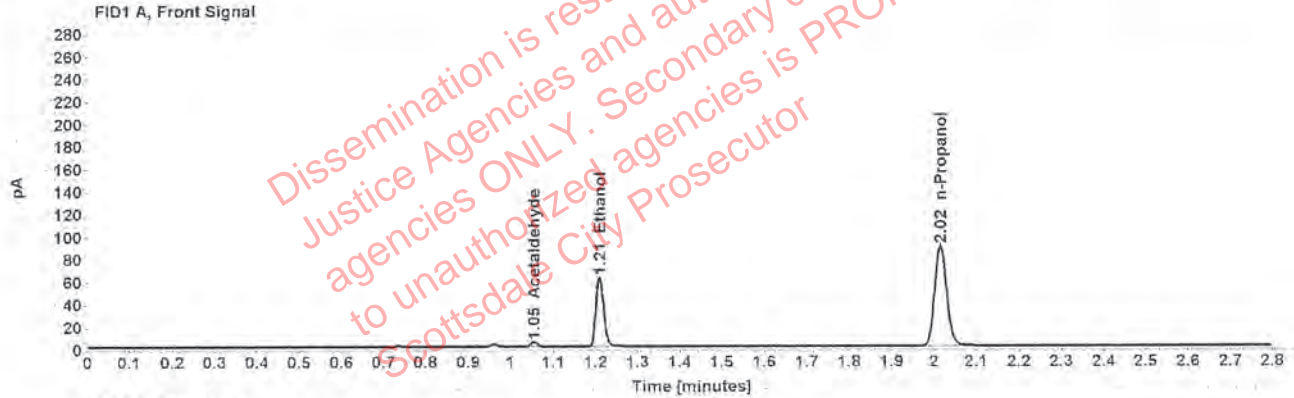


Table 1: FID 1 A (column DB-ALC1)

Compound	Amount (g/100mL)	Time (min)	Peak Area
Acetaldehyde	-----	1.055	4.335
>Ethanol	0.1243	1.210	79.218
n-Propanol	-----	2.015	177.968

Table 2: FID 2 B (column DB-ALC2)

Compound	Time (min)	Peak Area
Acetaldehyde	0.993	5.665
Ethanol	1.376	96.903
n-Propanol	2.469	212.398

Scottsdale Police Department Crime Lab Volatiles Analysis

Sample:	1216989	Vial:	17
Description:	[REDACTED]	LIMS ID:	[REDACTED]
Method:	ethanol quant.M	Sequence:	09Sept19
Instrument:	US14173023 CN14160045	Injection date:	9/9/2019 11:53:56 AM
Data file:	C:\Chem32\1\Data\09Sept19\17.D	Analyst:	Kosecki

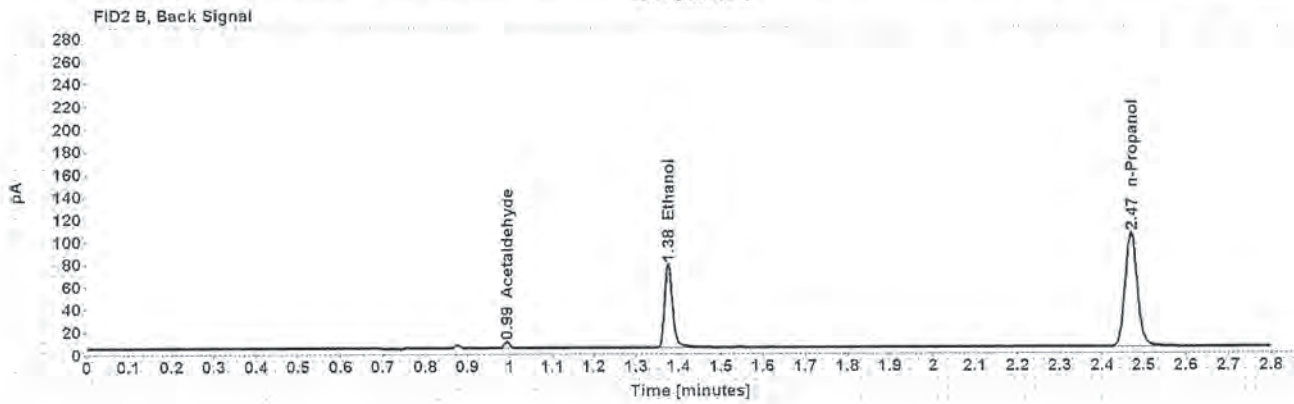
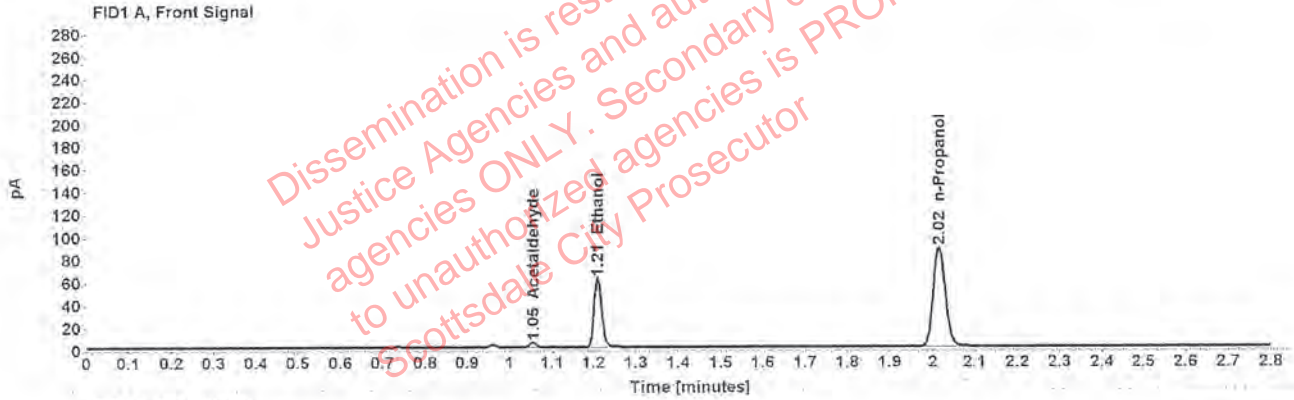


Table 1: FID 1 A (column DB-ALC1)

Compound	Amount (g/100mL)	Time (min)	Peak Area
Acetaldehyde	-----	1.055	4.332
>Ethanol	0.1245	1.210	78.142
n-Propanol	-----	2.015	175.236

Table 2: FID 2 B (column DB-ALC2)

Compound	Time (min)	Peak Area
Acetaldehyde	0.993	5.622
Ethanol	1.376	95.873
n-Propanol	2.469	209.755

Scottsdale Police Department Crime Lab Volatiles Analysis

Sample:	1243075	Vial:	18
Description:	[REDACTED]	LIMS ID:	[REDACTED]
Method:	ethanol quant.M	Sequence:	09Sept19
Instrument:	US14173023 CN14160045	Injection date:	9/9/2019 11:57:55 AM
Data file:	C:\Chem32\1\Data\09Sept19\18.D	Analyst:	Kosecki

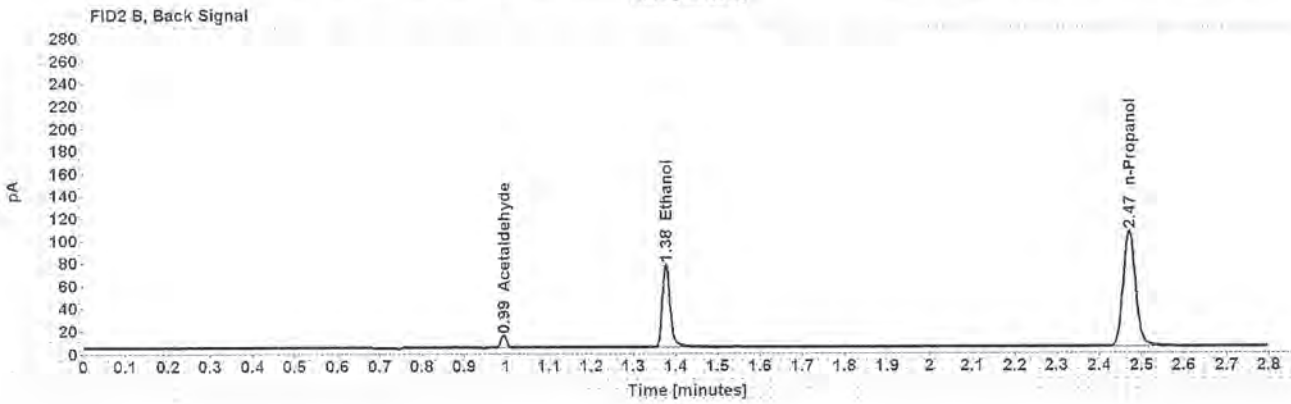
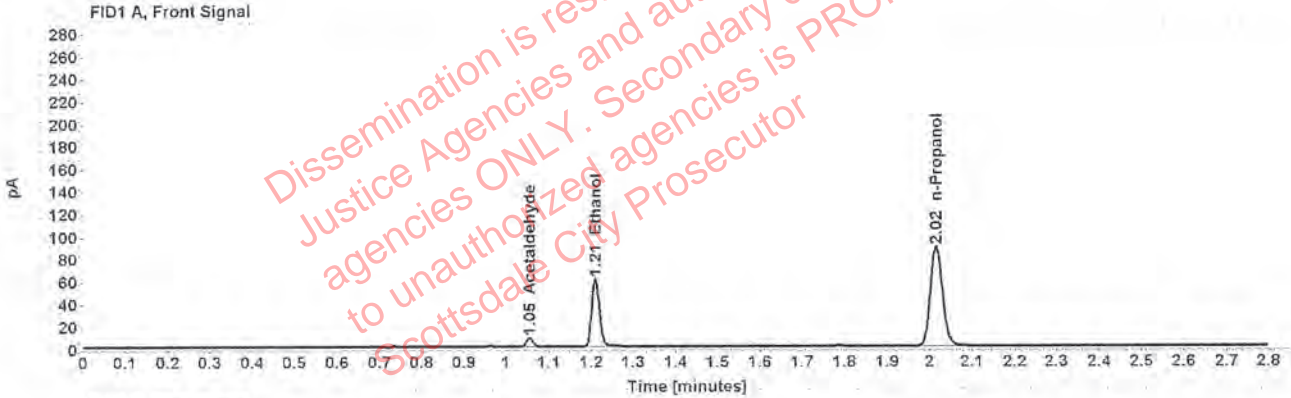


Table 1: FID 1 A (column DB-ALC1)

Compound	Amount (g/100mL)	Time (min)	Peak Area
Acetaldehyde	-----	1.055	8.088
>Ethanol	0.1217	1.210	76.790
n-Propanol	-----	2.015	176.335

Table 2: FID 2 B (column DB-ALC2)

Compound	Time (min)	Peak Area
Acetaldehyde	0.994	10.424
Ethanol	1.376	94.213
n-Propanol	2.470	211.413

Scottsdale Police Department Crime Lab Volatiles Analysis

Sample:	1243075	Vial:	19
Description:	[REDACTED]	LIMS ID:	[REDACTED]
Method:	ethanol quant.M	Sequence:	09Sept19
Instrument:	US14173023 CN14160045	Injection date:	9/9/2019 12:02:11 PM
Data file:	C:\Chem32\11\Data\09Sept19\19.D	Analyst:	Kosecki

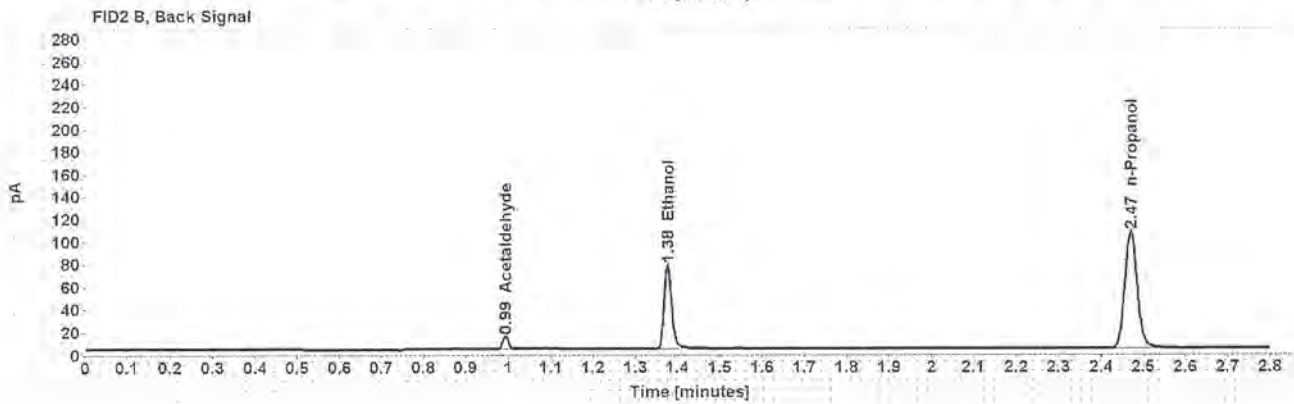
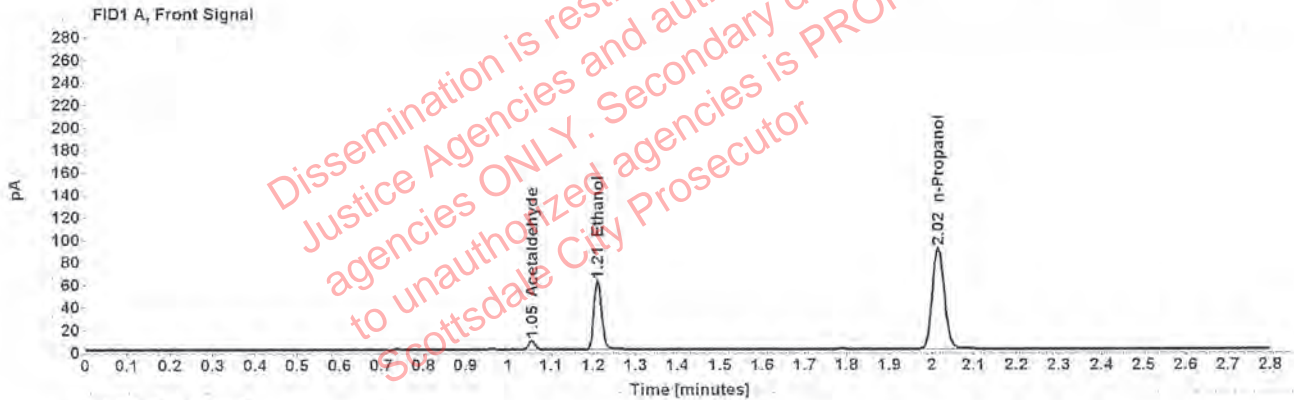


Table 1: FID 1 A (column DB-ALC1)

Compound	Amount (g/100mL)	Time (min)	Peak Area
Acetaldehyde	-----	1.055	8.137
>Ethanol	0.1214	1.210	78.055
n-Propanol	-----	2.015	179.573

Table 2: FID 2 B (column DB-ALC2)

Compound	Time (min)	Peak Area
Acetaldehyde	0.994	10.572
Ethanol	1.376	94.340
n-Propanol	2.470	214.545

Scottsdale Police Department Crime Lab Volatiles Analysis

Sample:	1285537	Vial:	21
Description:	[REDACTED]	LIMS ID:	[REDACTED]
Method:	ethanol quant.M	Sequence:	09Sept19
Instrument:	US14173023 CN14160045	Injection date:	9/9/2019 12:10:11 PM
Data file:	C:\Chem32\1\Data\09Sept19\21.D	Analyst:	Kosecki

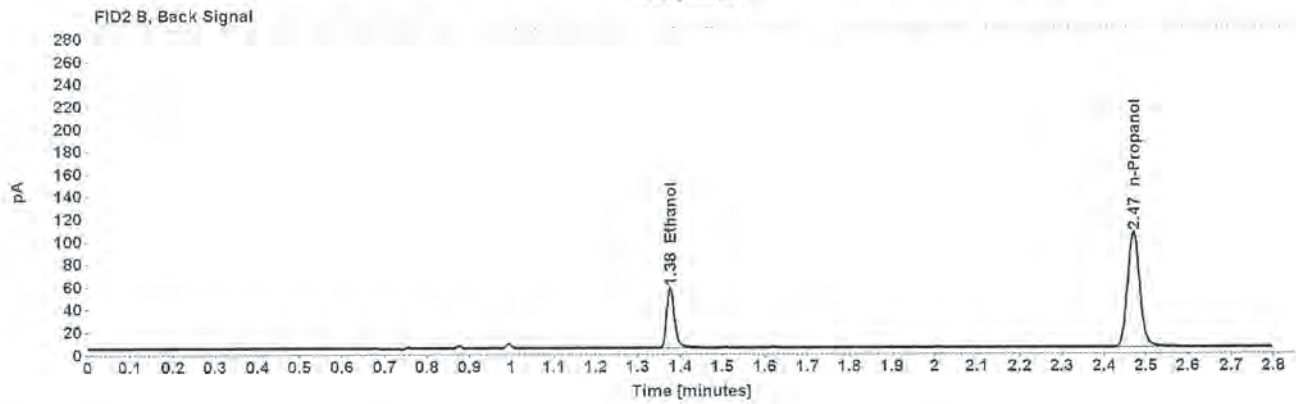
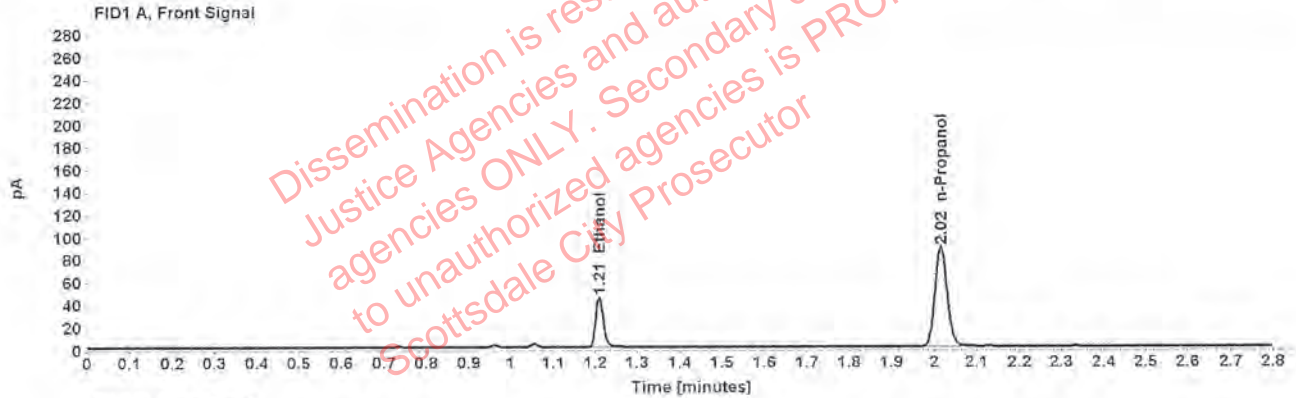


Table 1: FID 1 A (column DB-ALC1)

Compound	Amount (g/100mL)	Time (min)	Peak Area
>Ethanol	0.0905	1.210	56.659
n-Propanol	-----	2.015	175.571

Table 2: FID 2 B (column DB-ALC2)

Compound	Time (min)	Peak Area
Ethanol	1.376	69.108
n-Propanol	2.469	210.472

Scottsdale Police Department Crime Lab Volatiles Analysis

Sample:	1285537	Vial:	22
Description:	[REDACTED]	LIMS ID:	[REDACTED]
Method:	ethanol quant.M	Sequence:	09Sept19
Instrument:	US14173023 CN14160045	Injection date:	9/9/2019 12:14:10 PM
Data file:	C:\Chem32\1\Data\09Sept19\22.D	Analyst:	Kosecki

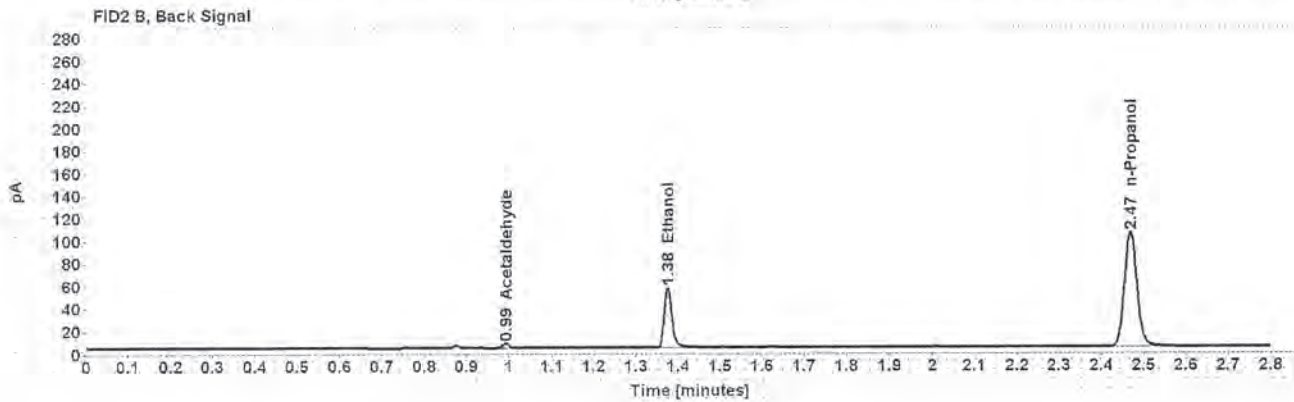
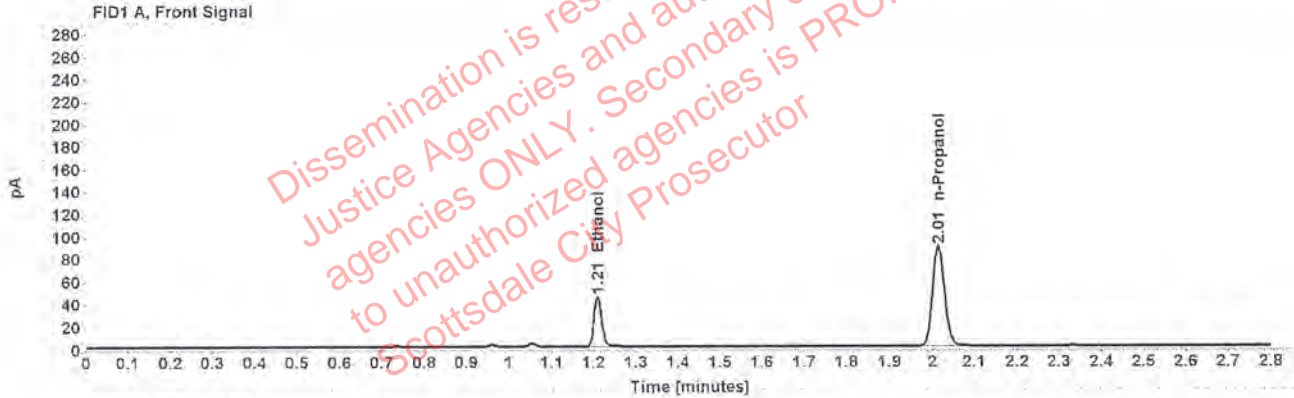


Table 1: FID 1 A (column DB-ALC1)

Compound	Amount (g/100mL)	Time (min)	Peak Area
>Ethanol	0.0901	1.210	56.501
n-Propanol	-----	2.014	175.870

Table 2: FID 2 B (column DB-ALC2)

Compound	Time (min)	Peak Area
Acetaldehyde	0.993	4.005
Ethanol	1.375	68.511
n-Propanol	2.468	211.014

Scottsdale Police Department Crime Lab Volatiles Analysis

Sample:	1283085	Vial:	23
Description:	[REDACTED]	LIMS ID:	[REDACTED]
Method:	ethanol quant.M	Sequence:	09Sept19
Instrument:	US14173023 CN14160045	Injection date:	9/9/2019 12:18:11 PM
Data file:	C:\Chem32\1\Data\09Sept19\23.D	Analyst:	Kosecki

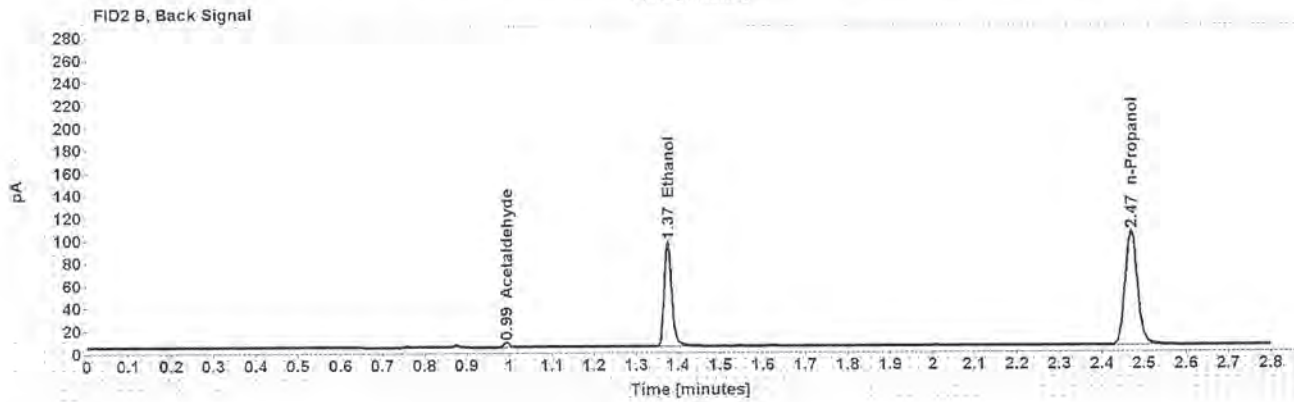
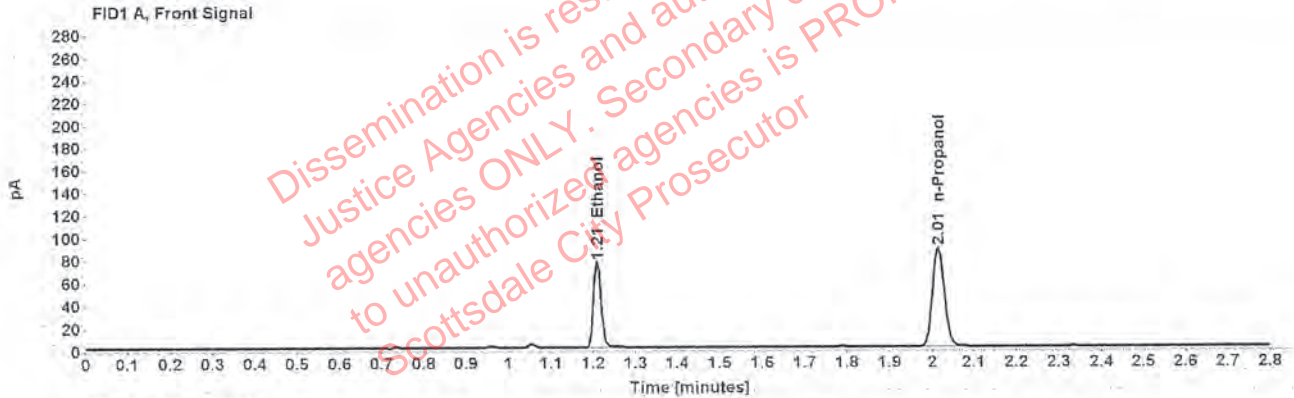


Table 1: FID 1 A (column DB-ALC1)

Compound	Amount (g/100mL)	Time (min)	Peak Area
>Ethanol	0.1550	1.209	96.980
n-Propanol	-----	2.015	174.340

Table 2: FID 2 B (column DB-ALC2)

Compound	Time (min)	Peak Area
Acetaldehyde	0.993	3.909
Ethanol	1.375	120.050
n-Propanol	2.469	208.753

Scottsdale Police Department Crime Lab Volatiles Analysis

Sample:	1283085	Vial:	24
Description:	[REDACTED]	LIMS ID:	[REDACTED]
Method:	ethanol quant.M	Sequence:	09Sept19
Instrument:	US14173023 CN14160045	Injection date:	9/9/2019 12:22:11 PM
Data file:	C:\Chem32\11\Data\09Sept19\24.D	Analyst:	Kosecki

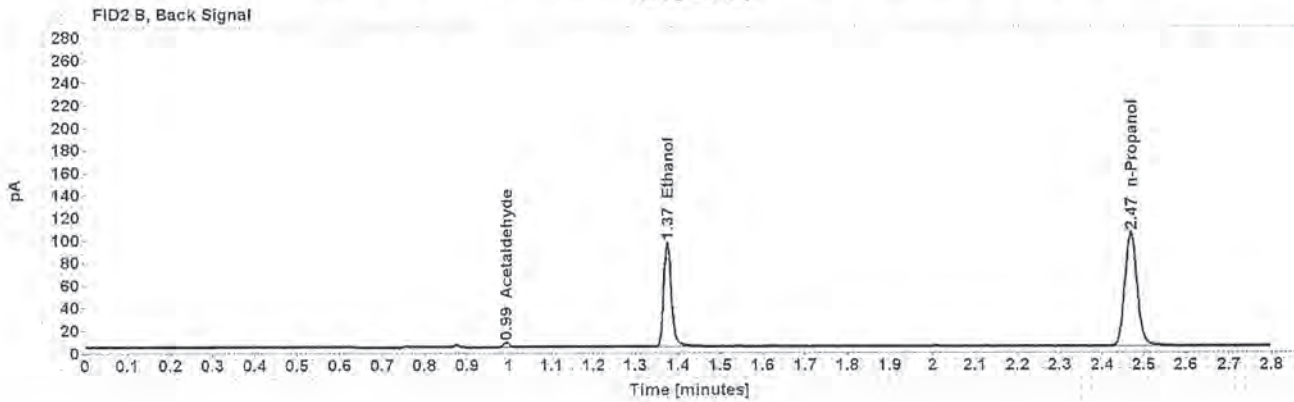
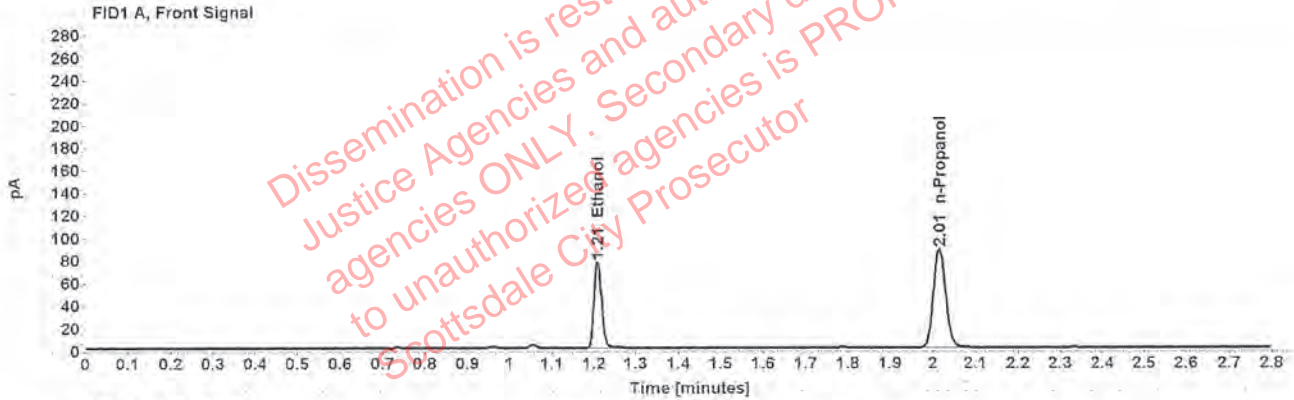


Table 1: FID 1 A (column DB-ALC1)

Compound	Amount (g/100mL)	Time (min)	Peak Area
>Ethanol	0.1557	1.209	97.496
n-Propanol	-----	2.014	174.423

Table 2: FID 2 B (column DB-ALC2)

Compound	Time (min)	Peak Area
Acetaldehyde	0.993	3.922
Ethanol	1.375	120.696
n-Propanol	2.468	208.809

Scottsdale Police Department Crime Lab Volatiles Analysis

Sample: 1286413	Vial: 25
Description: [REDACTED]	LIMS ID: [REDACTED]
Method: ethanol quant.M	Sequence: 09Sept19
Instrument: US14173023 CN14160045	Injection date: 9/9/2019 12:26:26 PM
Data file: C:\Chem32\1\Data\09Sept19\25.D	Analyst: Kosecki

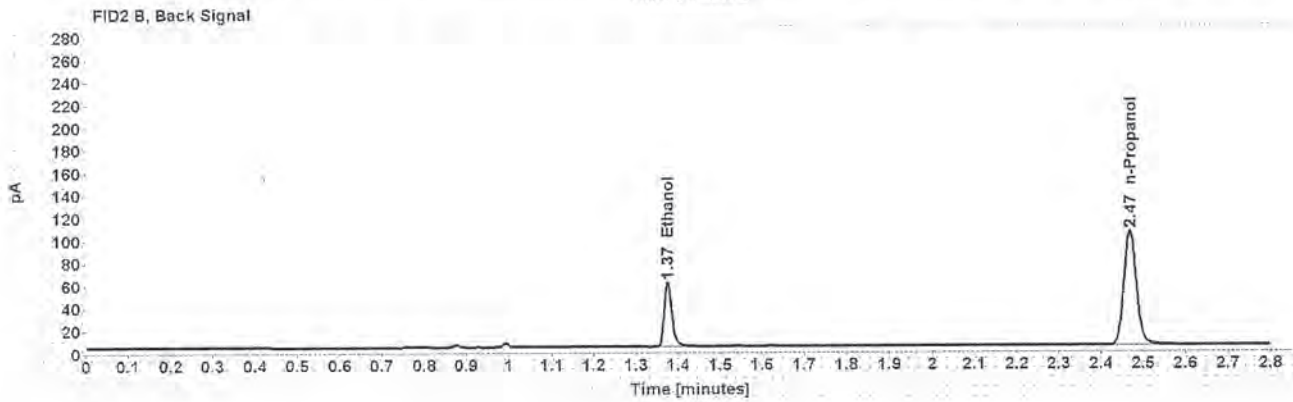
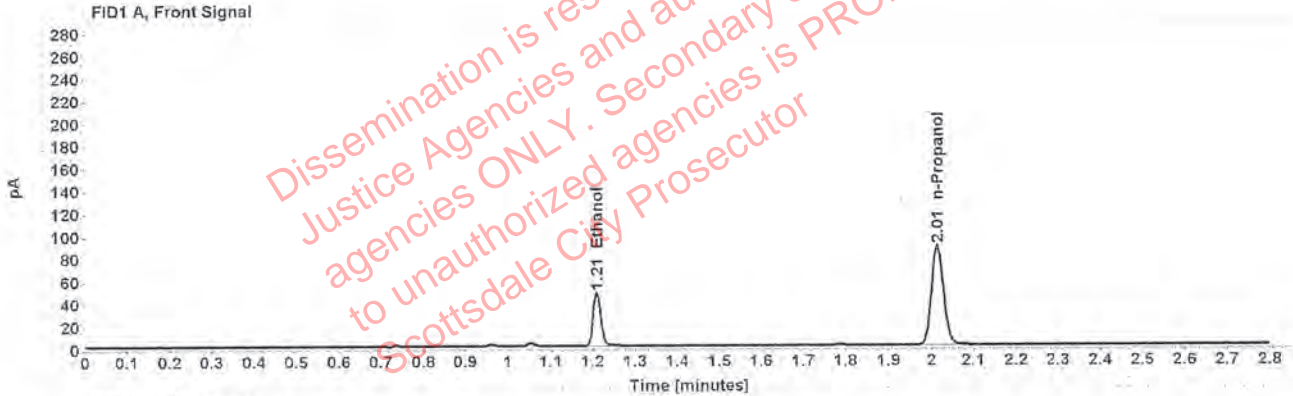


Table 1: FID 1 A (column DB-ALC1)

Compound	Amount (g/100mL)	Time (min)	Peak Area
>Ethanol	0.0973	1.209	61.031
n-Propanol	-----	2.014	175.789

Table 2: FID 2 B (column DB-ALC2)

Compound	Time (min)	Peak Area
Ethanol	1.375	73.746
n-Propanol	2.468	210.188

Scottsdale Police Department Crime Lab Volatiles Analysis

Sample:	1286413	Vial:	26
Description:	[REDACTED]	LIMS ID:	[REDACTED]
Method:	ethanol quant.M	Sequence:	09Sept19
Instrument:	US14173023 CN14160045	Injection date:	9/9/2019 12:30:26 PM
Data file:	C:\Chem32\1\Data\09Sept19\26.D	Analyst:	Kosecki

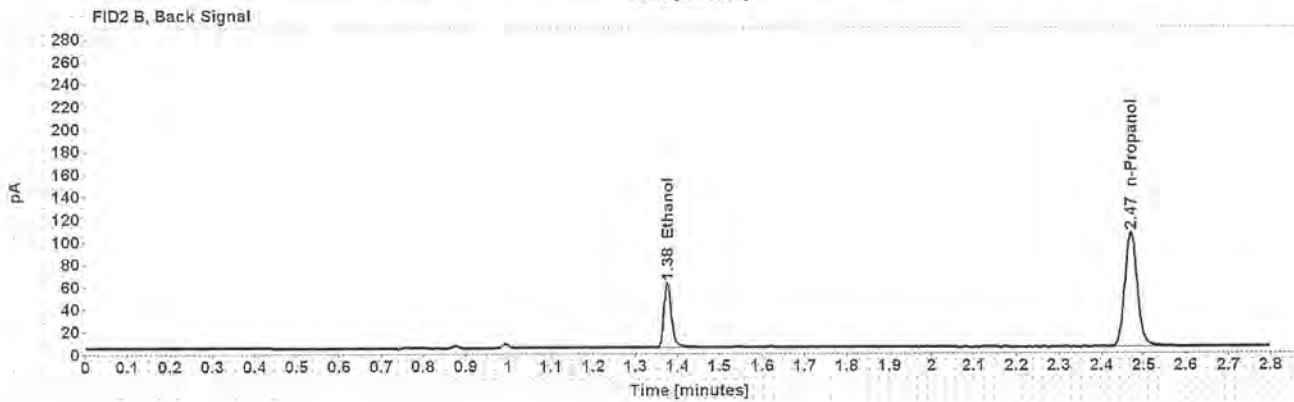
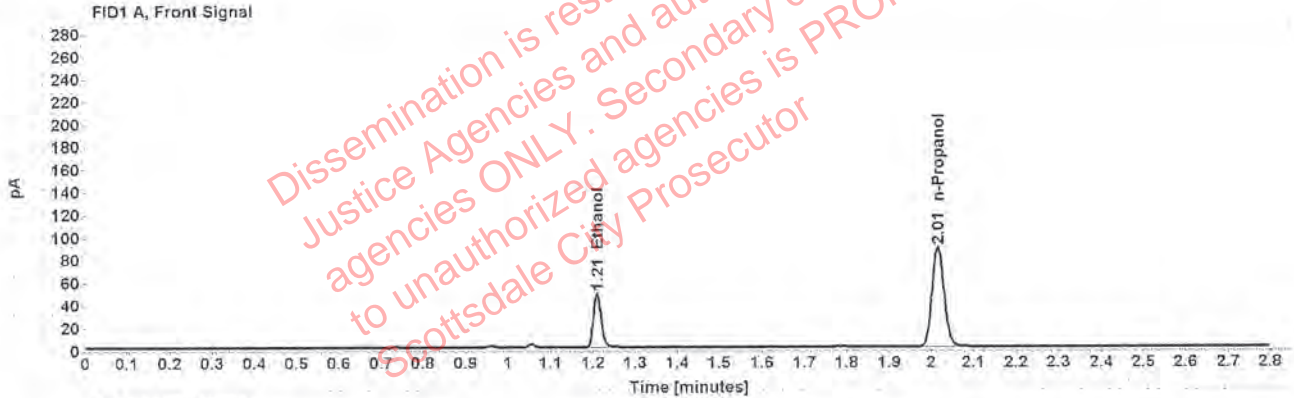


Table 1: FID 1 A (column DB-ALC1)

Compound	Amount (g/100mL)	Time (min)	Peak Area
>Ethanol	0.0973	1.210	61.033
n-Propanol	---	2.015	175.703

Table 2: FID 2 B (column DB-ALC2)

Compound	Time (min)	Peak Area
Ethanol	1.376	74.286
n-Propanol	2.469	210.165

Scottsdale Police Department Crime Lab Volatiles Analysis

Sample:	1274767	Vial:	27
Description:	[REDACTED]	LIMS ID:	[REDACTED]
Method:	ethanol quant.M	Sequence:	09Sept19
Instrument:	US14173023 CN14160045	Injection date:	9/9/2019 12:34:27 PM
Data file:	C:\Chem32\1\Data\09Sept19\27.D	Analyst:	Kosecki

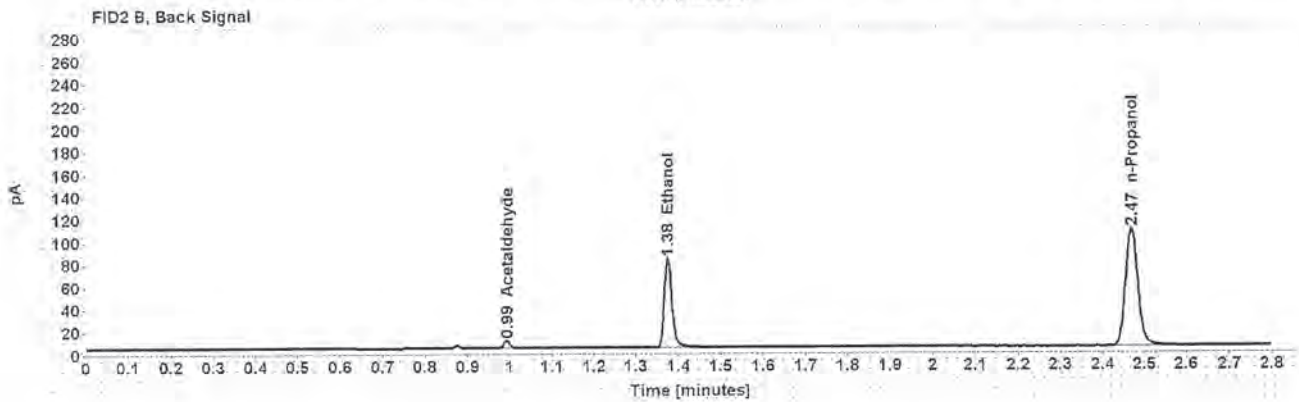
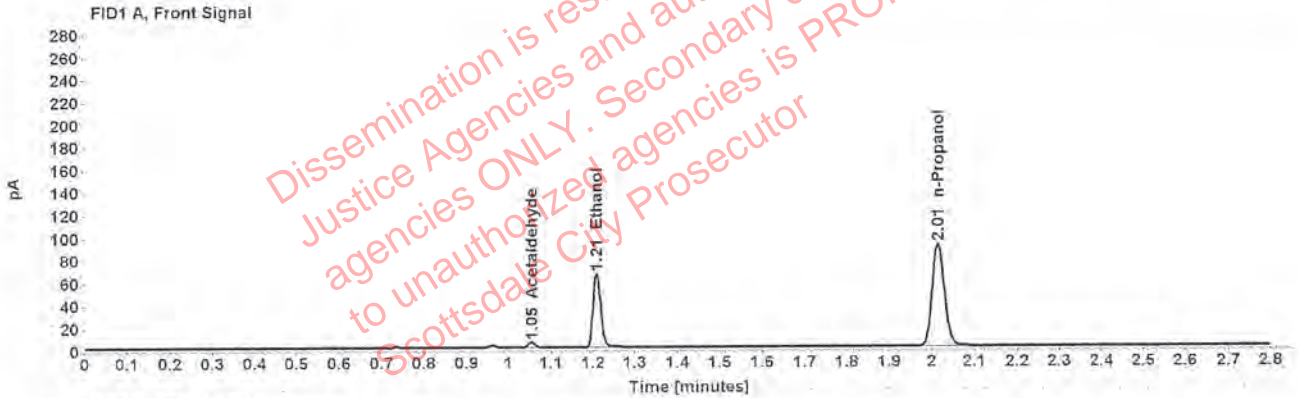


Table 1: FID 1 A (column DB-ALC1)

Compound	Amount (g/100mL)	Time (min)	Peak Area
Acetaldehyde	-----	1.055	5.010
>Ethanol	0.1289	1.209	83.734
n-Propanol	-----	2.015	181.287

Table 2: FID 2 B (column DB-ALC2)

Compound	Time (min)	Peak Area
Acetaldehyde	0.993	6.538
Ethanol	1.375	102.103
n-Propanol	2.469	216.735

Scottsdale Police Department Crime Lab Volatiles Analysis

Sample:	1274767	Vial:	28
Description:	[REDACTED]	LIMS ID:	[REDACTED]
Method:	ethanol quant M	Sequence:	09Sept19
Instrument:	US14173023 CN14160045	Injection date:	9/9/2019 12:38:25 PM
Data file:	C:\Chem32\1\Data\09Sept19\28.D	Analyst:	Kosecki

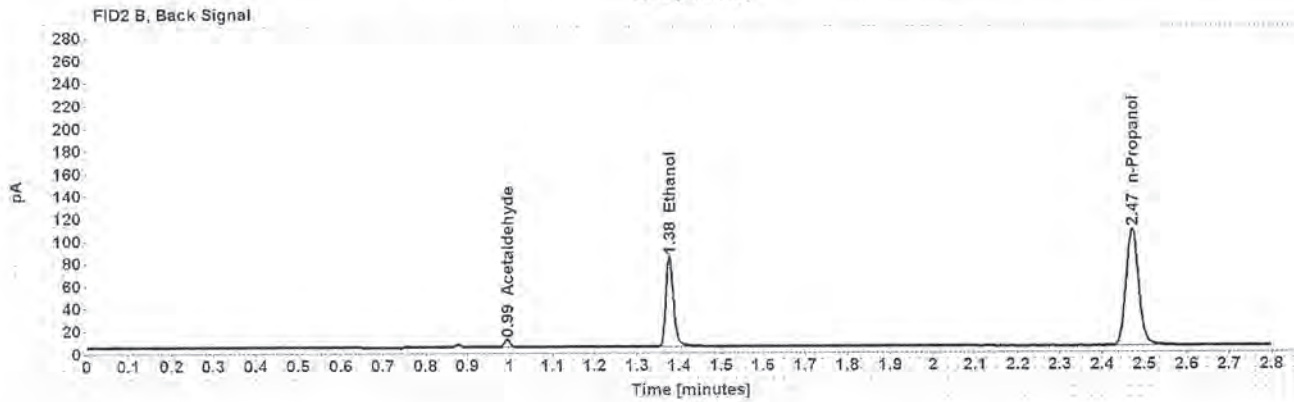
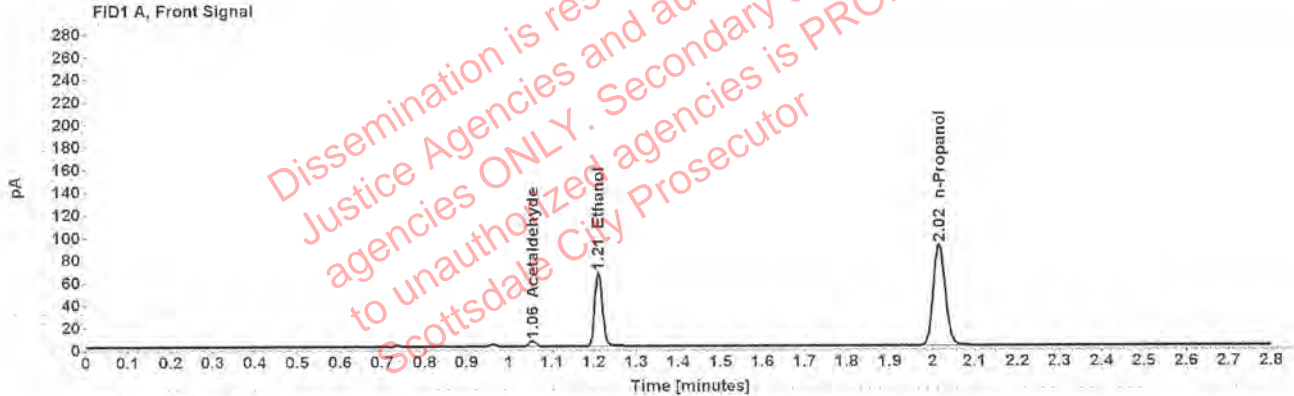


Table 1: FID 1 A (column DB-ALC1)

Compound	Amount (g/100mL)	Time (min)	Peak Area
Acetaldehyde	-----	1.055	4.963
>Ethanol	0.1305	1.210	84.094
n-Propanol	-----	2.016	179.882

Table 2: FID 2 B (column DB-ALC2)

Compound	Time (min)	Peak Area
Acetaldehyde	0.994	6.448
Ethanol	1.377	102.767
n-Propanol	2.470	215.446

Scottsdale Police Department Crime Lab Volatiles Analysis

Sample: 1249642	Vial: 29
Description: [REDACTED]	LIMS ID: [REDACTED]
Method: ethanol quant.M	Sequence: 09Sept19
Instrument: US14173023 CN14160045	Injection date: 9/9/2019 12:42:26 PM
Data file: C:\Chem32\1\Data\09Sept19\29.D	Analyst: Kosecki

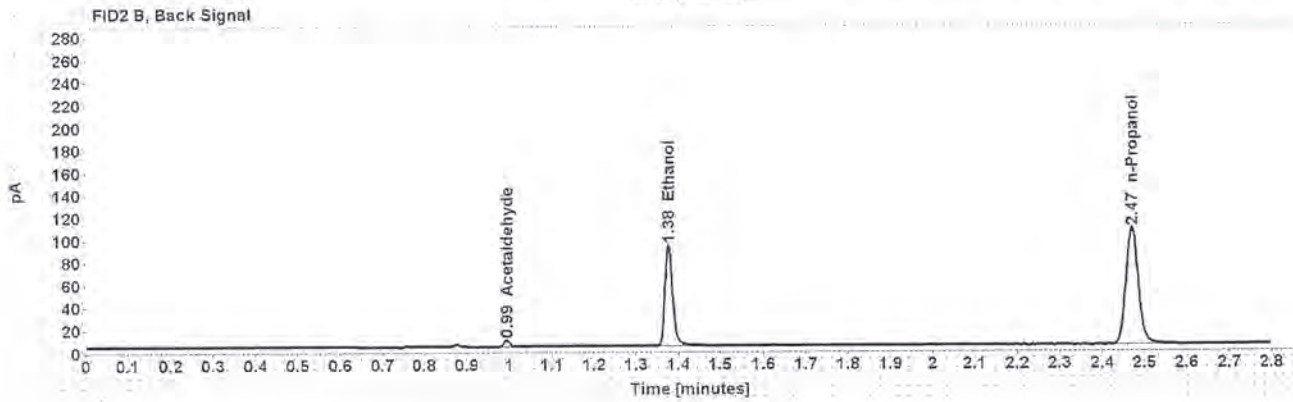
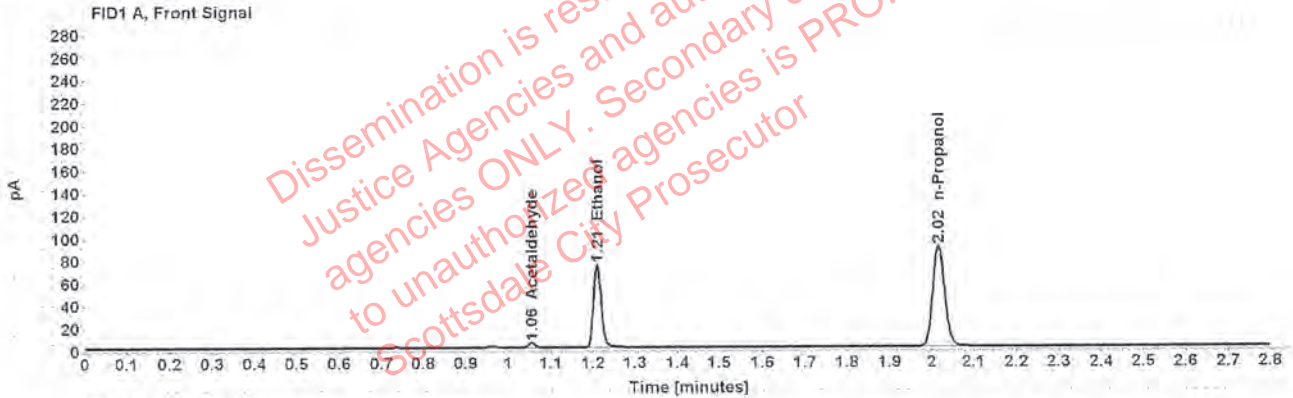


Table 1: FID 1 A (column DB-ALC1)

Compound	Amount (g/100mL)	Time (min)	Peak Area
Acetaldehyde	-----	1.055	4.349
>Ethanol	0.1473	1.210	94.207
n-Propanol	-----	2.015	178.242

Table 2: FID 2 B (column DB-ALC2)

Compound	Time (min)	Peak Area
Acetaldehyde	0.994	5.628
Ethanol	1.376	116.498
n-Propanol	2.470	213.743

Scottsdale Police Department Crime Lab Volatiles Analysis

Sample:	1249642	Vial:	30
Description:	[REDACTED]	LIMS ID:	[REDACTED]
Method:	ethanol quant.M	Sequence:	09Sept19
Instrument:	US14173023 CN14160045	Injection date:	9/9/2019 12:46:24 PM
Data file:	C:\Chem32\1\Data\09Sept19\30.D	Analyst:	Kosecki

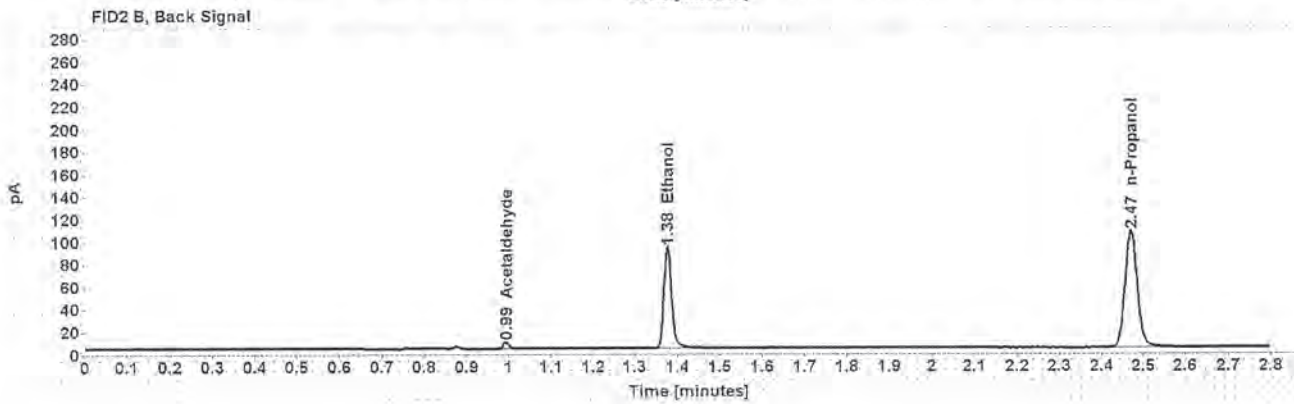
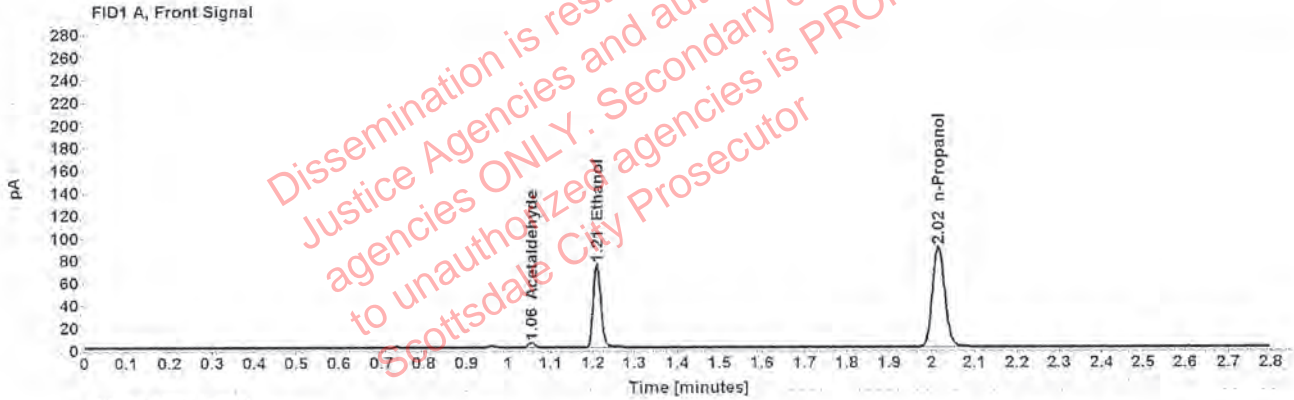


Table 1: FID 1 A (column DB-ALC1)

Compound	Amount (g/100mL)	Time (min)	Peak Area
Acetaldehyde	-----	1.055	4.298
>Ethanol	0.1475	1.210	94.513
n-Propanol	-----	2.015	178.568

Table 2: FID 2 B (column DB-ALC2)

Compound	Time (min)	Peak Area
Acetaldehyde	0.994	5.566
Ethanol	1.376	116.951
n-Propanol	2.470	213.855

Scottsdale Police Department Crime Lab Volatiles Analysis

Sample:	1286615	Vial:	32
Description:	[REDACTED]	LIMS ID:	[REDACTED]
Method:	ethanol quant.M	Sequence:	09Sept19
Instrument:	US14173023 CN14160045	Injection date:	9/9/2019 12:54:39 PM
Data file:	C:\Chem32\1\Data\09Sept19\32.D	Analyst:	Kosecki

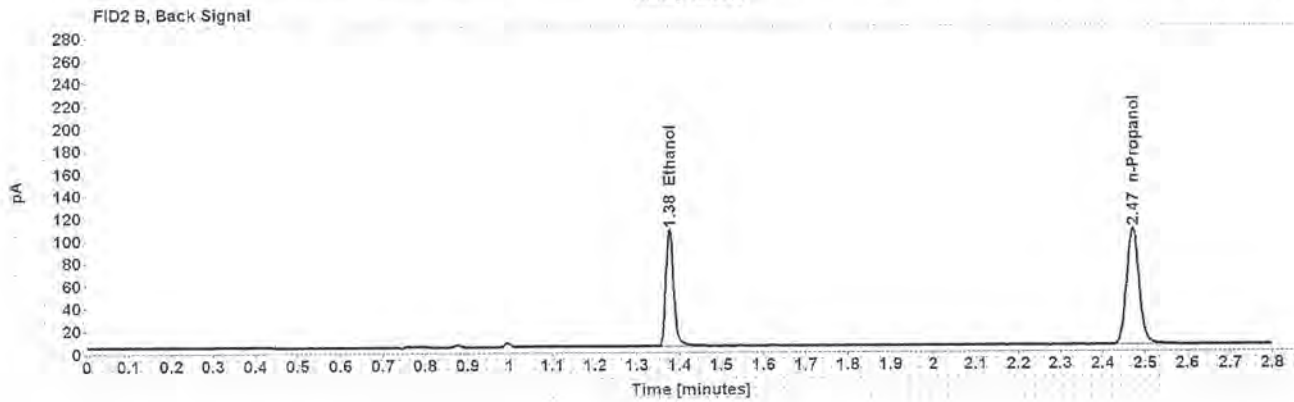
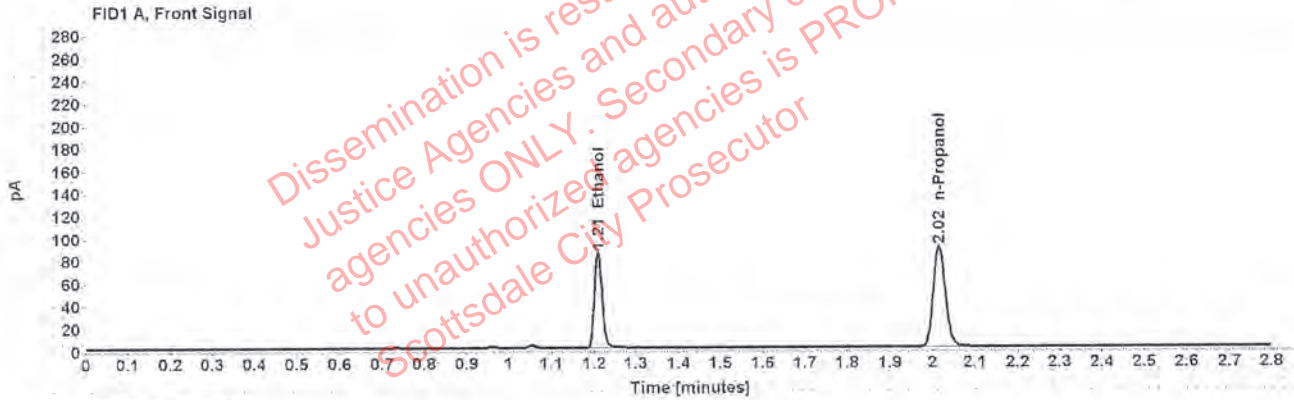


Table 1: FID 1 A (column DB-ALC1)

Compound	Amount (g/100mL)	Time (min)	Peak Area
>Ethanol	0.1697	1.210	108.564
n-Propanol	-----	2.015	178.037

Table 2: FID 2 B (column DB-ALC2)

Compound	Time (min)	Peak Area
Ethanol	1.376	134.407
n-Propanol	2.470	213.700

Scottsdale Police Department Crime Lab Volatiles Analysis

Sample:	1286615	Vial:	33
Description:	[REDACTED]	LIMS ID:	[REDACTED]
Method:	ethanol quant.M	Sequence:	09Sept19
Instrument:	US14173023 CN14160045	Injection date:	9/9/2019 12:58:39 PM
Data file:	C:\Chem32\1\Data\09Sept19\33.D	Analyst:	Kosecki

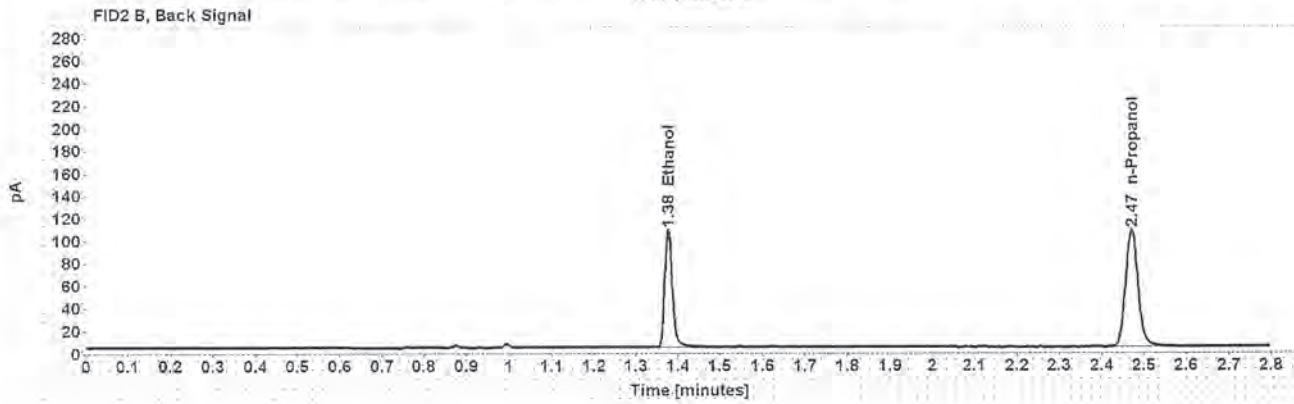
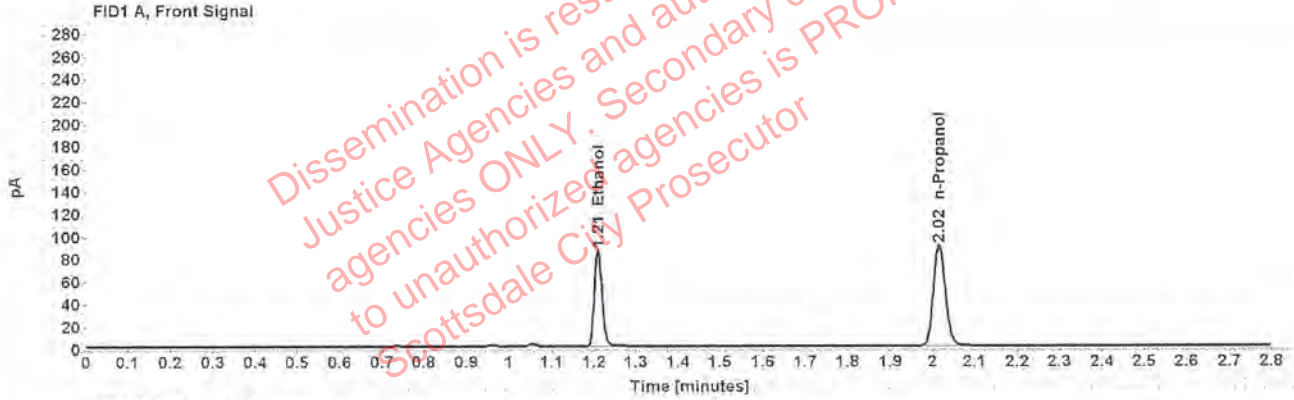


Table 1: FID 1 A (column DB-ALC1)

Compound	Amount (g/100mL)	Time (min)	Peak Area
>Ethanol	0.1701	1.210	109.478
n-Propanol	---	2.016	179.110

Table 2: FID 2 B (column DB-ALC2)

Compound	Time (min)	Peak Area
Ethanol	1.377	135.379
n-Propanol	2.470	214.754

Scottsdale Police Department Crime Lab Volatiles Analysis

Sample:	1283918	Vial:	34
Description:	[REDACTED]	LIMS ID:	[REDACTED]
Method:	ethanol quant.M	Sequence:	09Sept19
Instrument:	US14173023 CN14160045	Injection date:	9/9/2019 1:02:39 PM
Data file:	C:\Chem32\1\Data\09Sept19\34.D	Analyst:	Kosecki

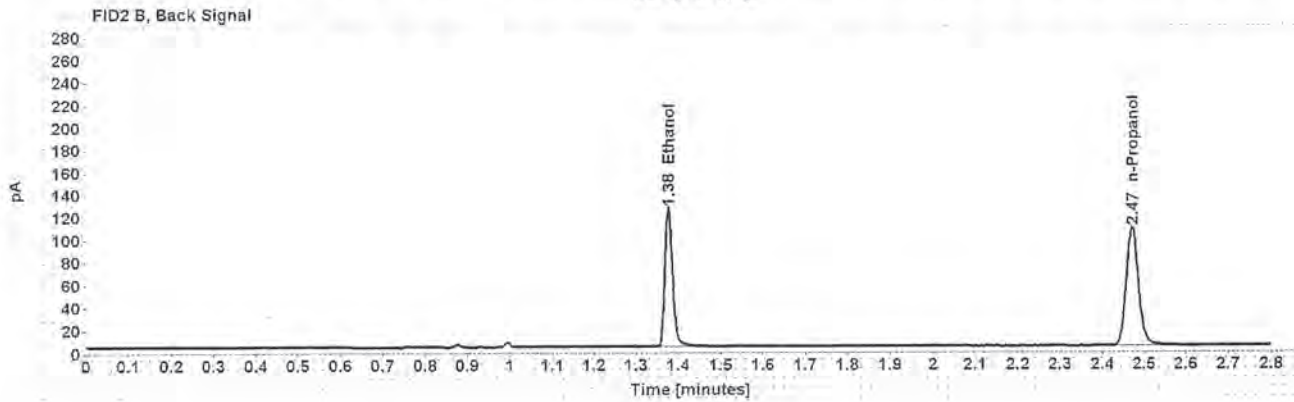
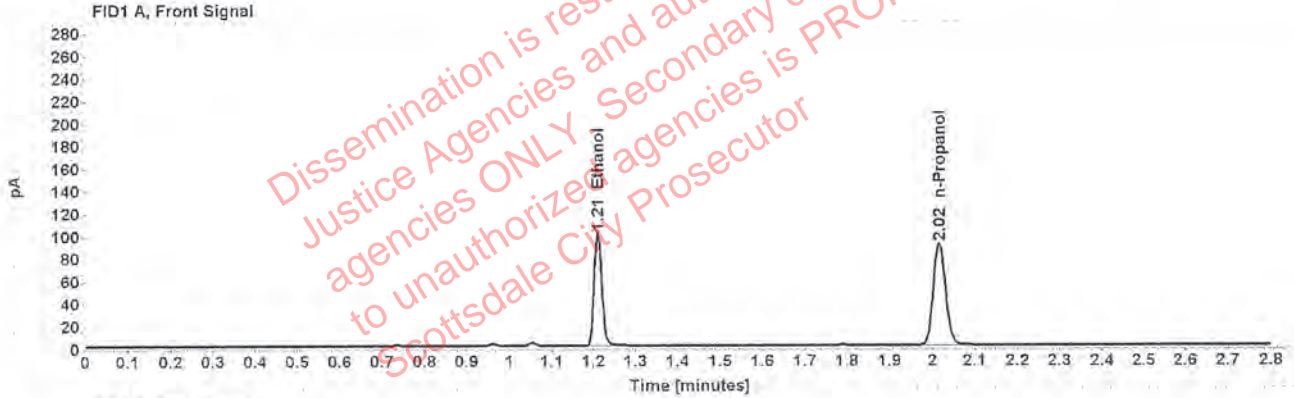


Table 1: FID 1 A (column DB-ALC1)

Compound	Amount (g/100mL)	Time (min)	Peak Area
>Ethanol	0.1973	1.210	128.063
n-Propanol	---	2.016	180.441

Table 2: FID 2 B (column DB-ALC2)

Compound	Time (min)	Peak Area
Ethanol	1.377	158.481
n-Propanol	2.471	216.390

Case: [REDACTED] User: pkosecki 9/9/2019

Scottsdale Police Department Crime Lab Volatiles Analysis

Sample: 1283918	Vial: 35
Description: [REDACTED]	LIMS ID: [REDACTED]
Method: ethanol quant.M	Sequence: 09Sept19
Instrument: US14173023 CN14160045	Injection date: 9/9/2019 1:06:41 PM
Data file: C:\Chem32\1\Data\09Sept19\35.D	Analyst: Kosecki

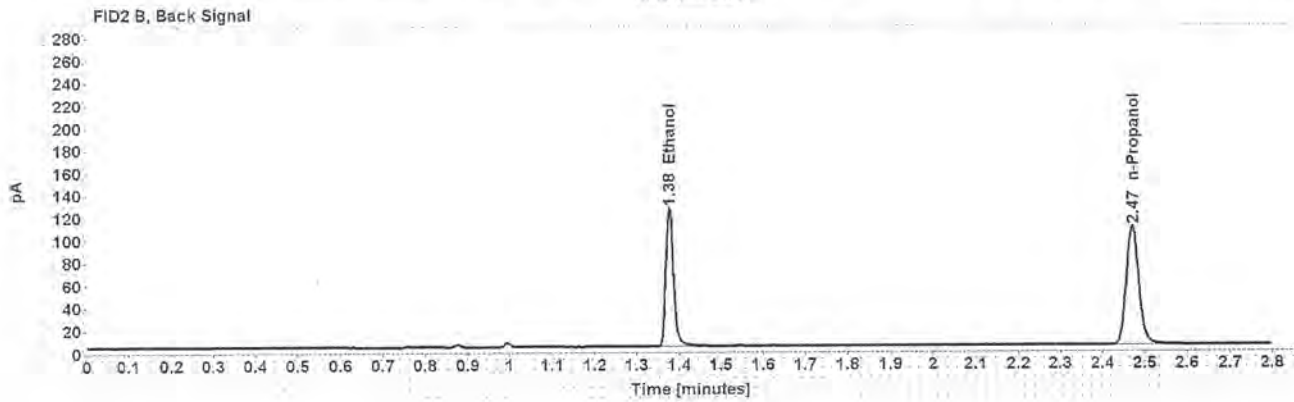
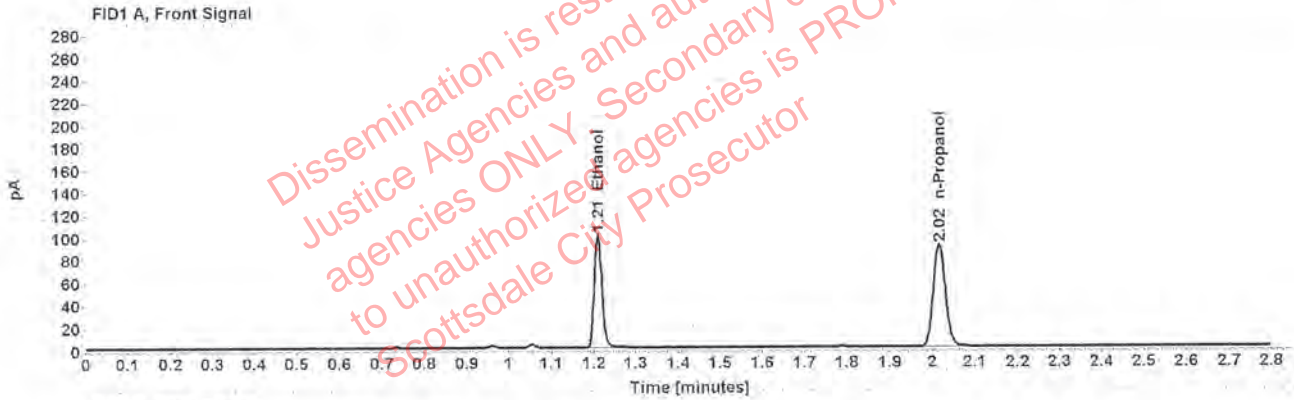


Table 1: FID 1 A (column DB-ALC1)

Compound	Amount (g/100mL)	Time (min)	Peak Area
>Ethanol	0.1969	1.210	128.075
n-Propanol	-----	2.016	180.856

Table 2: FID 2 B (column DB-ALC2)

Compound	Time (min)	Peak Area
Ethanol	1.377	158.373
n-Propanol	2.471	216.793

Scottsdale Police Department Crime Lab Volatiles Analysis

Sample:	1284512	Vial:	36
Description:	[REDACTED]	LIMS ID:	[REDACTED]
Method:	ethanol quant.M	Sequence:	09Sept19
Instrument:	US14173023 CN14160045	Injection date:	9/9/2019 1:10:40 PM
Data file:	C:\Chem32\11\Data\09Sept19\36.D	Analyst:	Kosecki

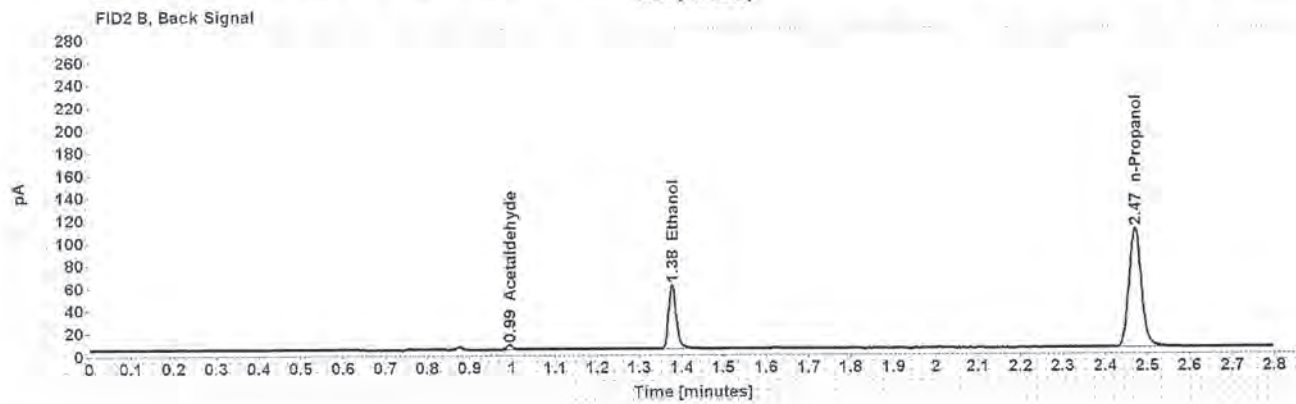
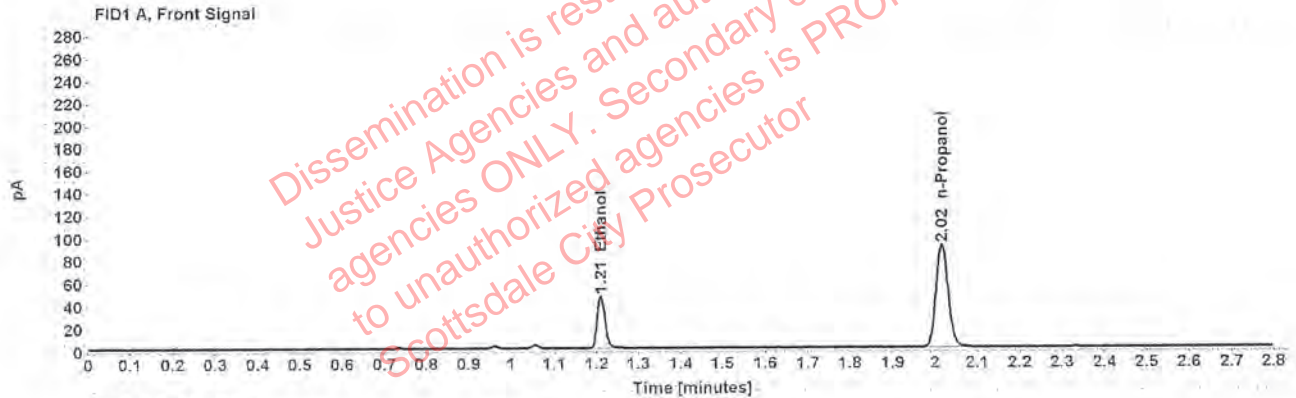


Table 1: FID 1 A (column DB-ALC1)

Compound	Amount (g/100mL)	Time (min)	Peak Area
>Ethanol	0.0928	1.211	59.995
n-Propanol	-----	2.016	181.365

Table 2: FID 2 B (column DB-ALC2)

Compound	Time (min)	Peak Area
Acetaldehyde	0.994	3.892
Ethanol	1.377	72.563
n-Propanol	2.470	217.296

Case: [REDACTED] User: pkosecki 9/9/2019

Scottsdale Police Department Crime Lab Volatiles Analysis

Sample:	1284512	Vial:	37
Description:	[REDACTED]	LIMS ID:	[REDACTED]
Method:	ethanol quant.M	Sequence:	09Sept19
Instrument:	US14173023 CN14160045	Injection date:	9/9/2019 1:14:55 PM
Data file:	C:\Chem32\1\Data\09Sept19\37.D	Analyst:	Kosecki

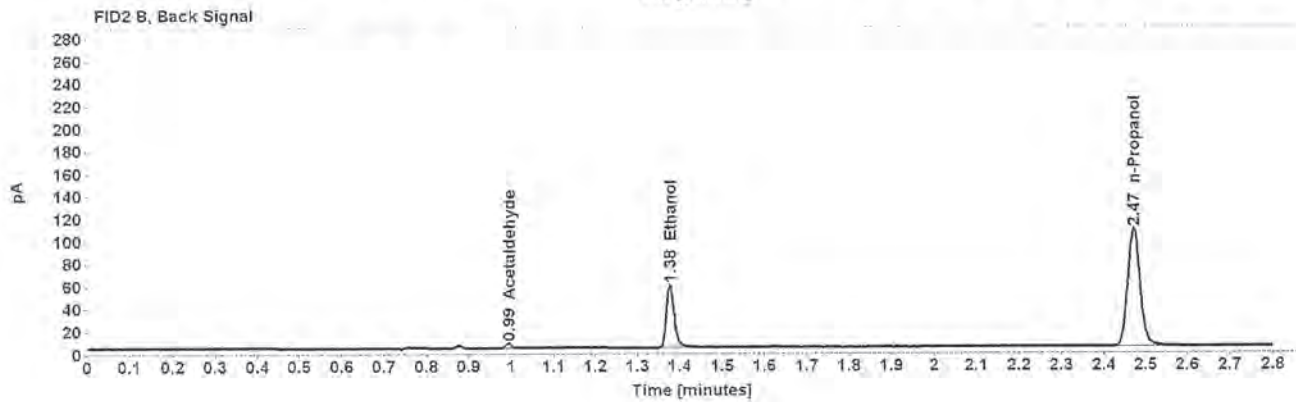
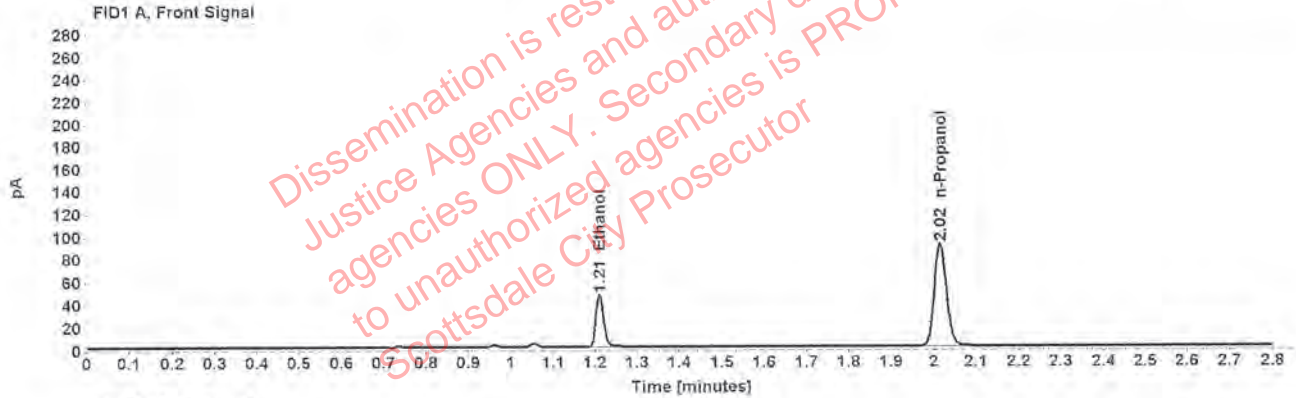


Table 1: FID 1 A (column DB-ALC1)

Compound	Amount (g/100mL)	Time (min)	Peak Area
>Ethanol	0.0921	1.211	59.220
n-Propanol	-----	2.016	180.445

Table 2: FID 2 B (column DB-ALC2)

Compound	Time (min)	Peak Area
Acetaldehyde	0.994	3.964
Ethanol	1.377	71.517
n-Propanol	2.470	216.283

Scottsdale Police Department Crime Lab Volatiles Analysis

Sample:	1283900	Vial:	38
Description:	[REDACTED]	LIMS ID:	[REDACTED]
Method:	ethanol quant.M	Sequence:	09Sept19
Instrument:	US14173023 CN14160045	Injection date:	9/9/2019 1:18:54 PM
Data file:	C:\Chem32\1\Data\09Sept19\38.D	Analyst:	Kosecki

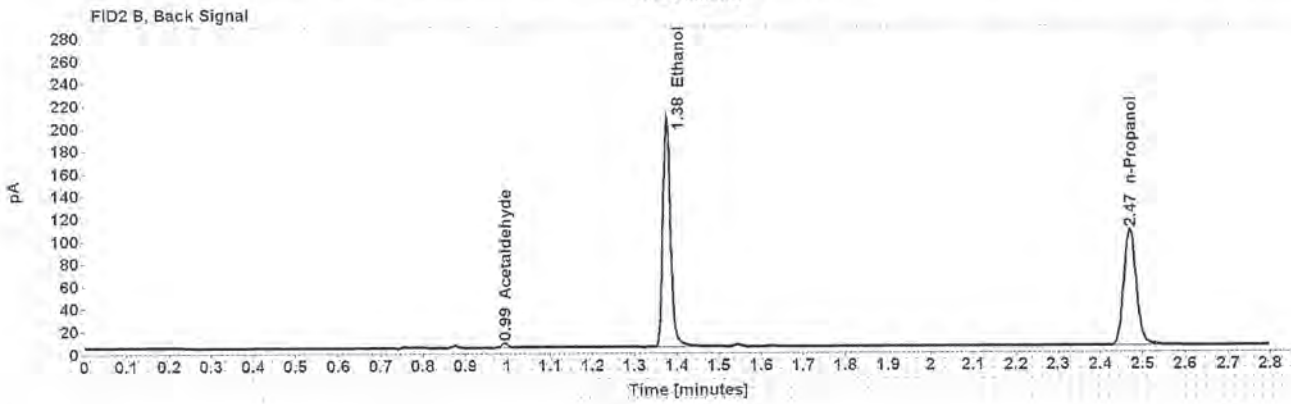
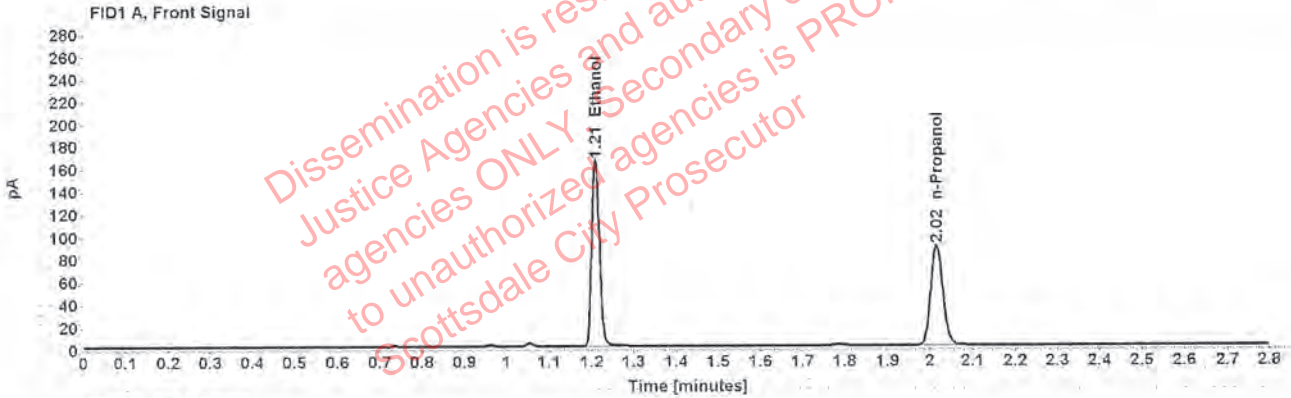


Table 1: FID 1 A (column DB-ALC1)

Compound	Amount (g/100mL)	Time (min)	Peak Area
>Ethanol	0.3296	1.209	210.553
n-Propanol	-----	2.015	177.069

Table 2: FID 2 B (column DB-ALC2)

Compound	Time (min)	Peak Area
Acetaldehyde	0.993	3.861
Ethanol	1.375	260.421
n-Propanol	2.470	212.385

Scottsdale Police Department Crime Lab Volatiles Analysis

Sample:	1283900	Vial:	39
Description:	[REDACTED]	LIMS ID:	[REDACTED]
Method:	ethanol quant.M	Sequence:	09Sept19
Instrument:	US14173023 CN14160045	Injection date:	9/9/2019 1:22:57 PM
Data file:	C:\Chem32\1\Data\09Sept19\39.D	Analyst:	Kosecki

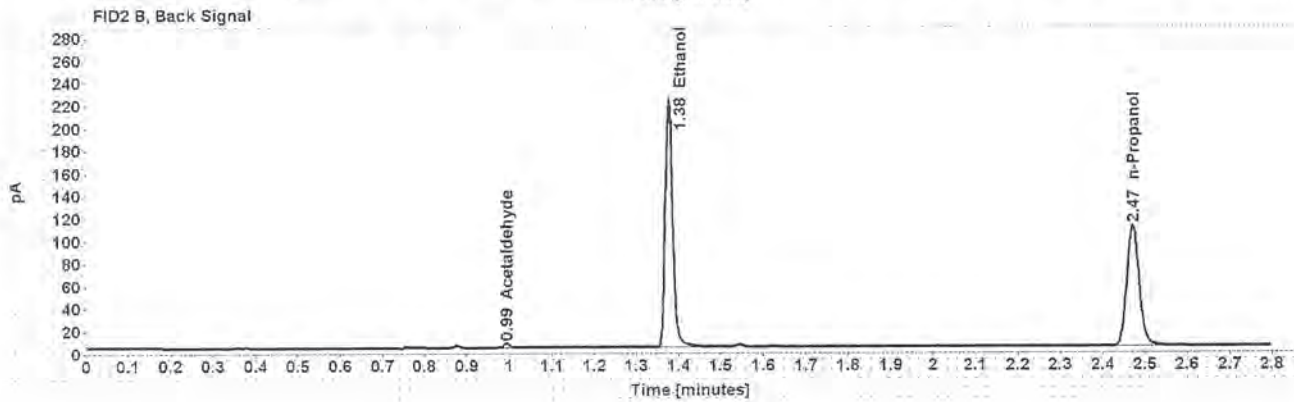
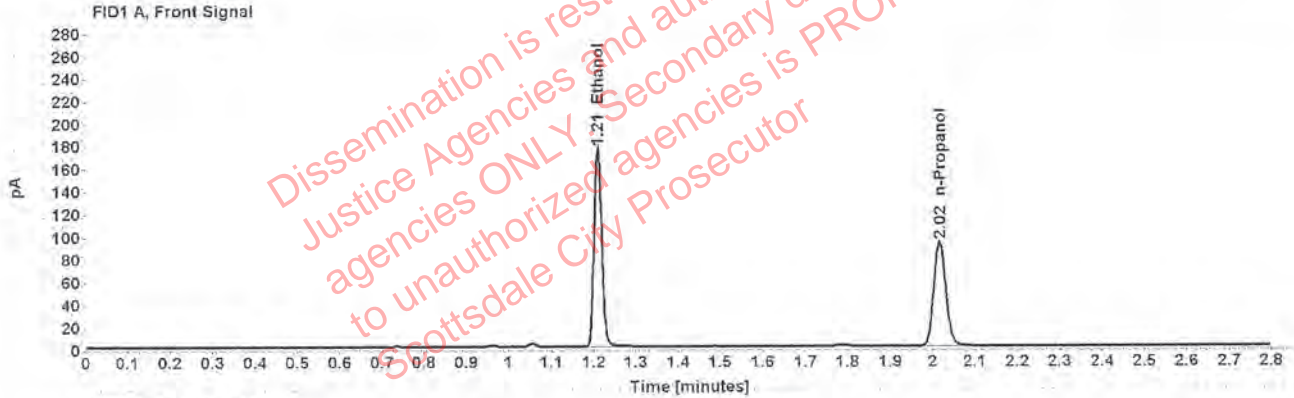


Table 1: FID 1 A (column DB-ALC1)

Compound	Amount (g/100mL)	Time (min)	Peak Area
>Ethanol	0.3371	1.210	224.315
n-Propanol	-----	2.016	184.413

Table 2: FID 2 B (column DB-ALC2)

Compound	Time (min)	Peak Area
Acetaldehyde	0.994	3.778
Ethanol	1.377	277.758
n-Propanol	2.471	221.664

Case: [REDACTED] User: pkosecki 9/9/2019

Scottsdale Police Department Crime Lab Volatiles Analysis

Sample:	1283967	Vial:	40
Description:	[REDACTED]	LIMS ID:	[REDACTED]
Method:	ethanol quant.M	Sequence:	09Sept19
Instrument:	US14173023 CN14160045	Injection date:	9/9/2019 1:26:55 PM
Data file:	C:\Chem32\1\Data\09Sept19\40.D	Analyst:	Kosecki

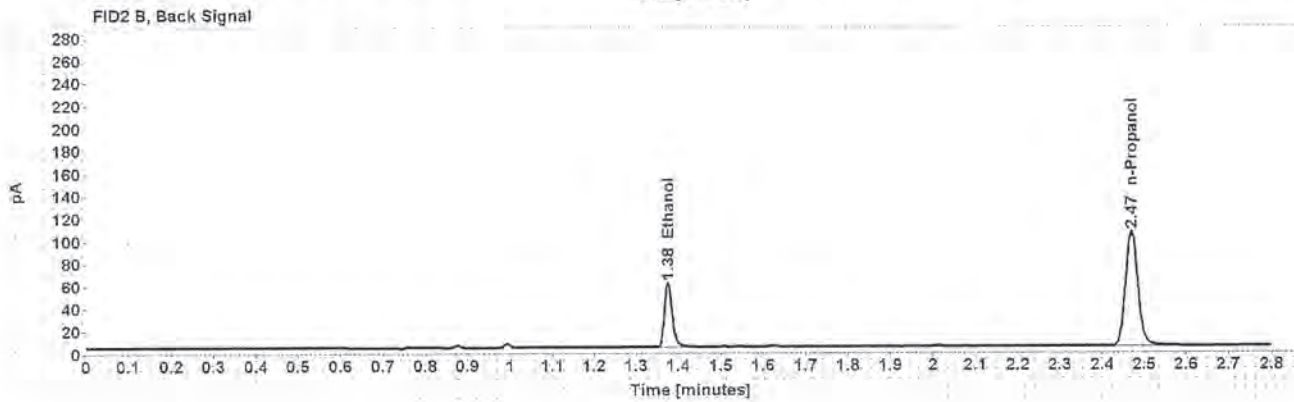
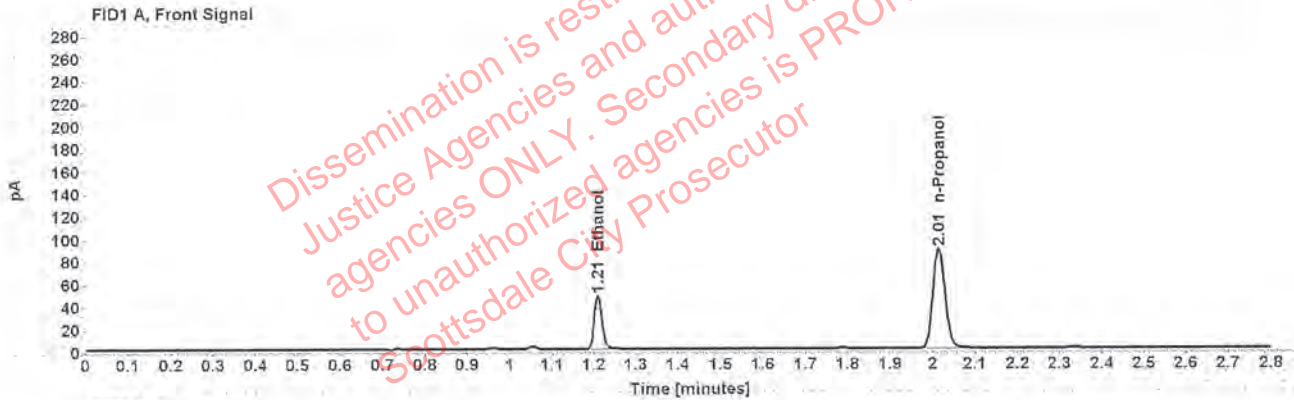


Table 1: FID 1 A (column DB-ALC1)

Compound	Amount (g/100mL)	Time (min)	Peak Area
>Ethanol	0.0970	1.210	60.907
n-Propanol	-----	2.015	176.004

Table 2: FID 2 B (column DB-ALC2)

Compound	Time (min)	Peak Area
Ethanol	1.376	73.949
n-Propanol	2.469	211.186

Scottsdale Police Department Crime Lab Volatiles Analysis

Sample:	1283967	Vial:	41
Description:	[REDACTED]	LIMS ID:	[REDACTED]
Method:	ethanol quant.M	Sequence:	09Sept19
Instrument:	US14173023 CN14160045	Injection date:	9/9/2019 1:30:55 PM
Data file:	C:\Chem32\1\Data\09Sept19\41.D	Analyst:	Kosecki

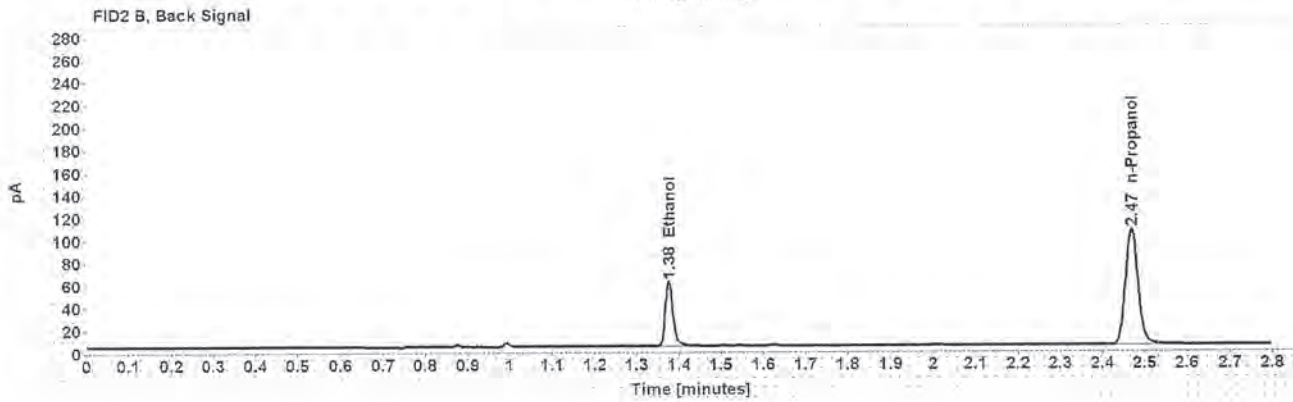
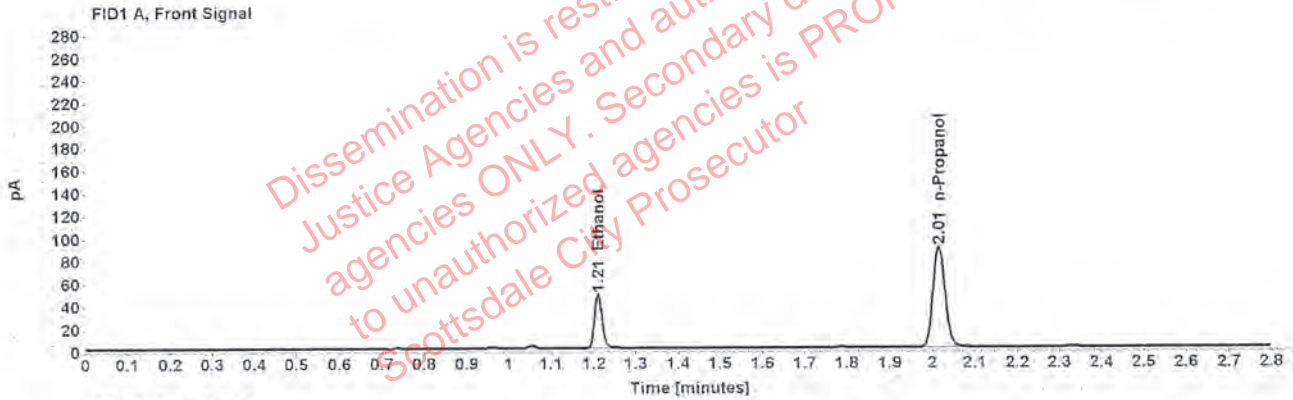


Table 1: FID 1 A (column DB-ALC1)

Compound	Amount (g/100mL)	Time (min)	Peak Area
>Ethanol	0.0969	1.210	61.095
n-Propanol	-----	2.015	176.792

Table 2: FID 2 B (column DB-ALC2)

Compound	Time (min)	Peak Area
Ethanol	1.376	74.355
n-Propanol	2.469	212.525

Scottsdale Police Department Crime Lab Volatiles Analysis

Sample:	1254309	Vial:	43
Description:	[REDACTED]	LIMS ID:	[REDACTED]
Method:	ethanol quant.M	Sequence:	09Sept19
Instrument:	US14173023 CN14160045	Injection date:	9/9/2019 1:39:09 PM
Data file:	C:\Chem32\1\Data\09Sept19\43.D	Analyst:	Kosecki

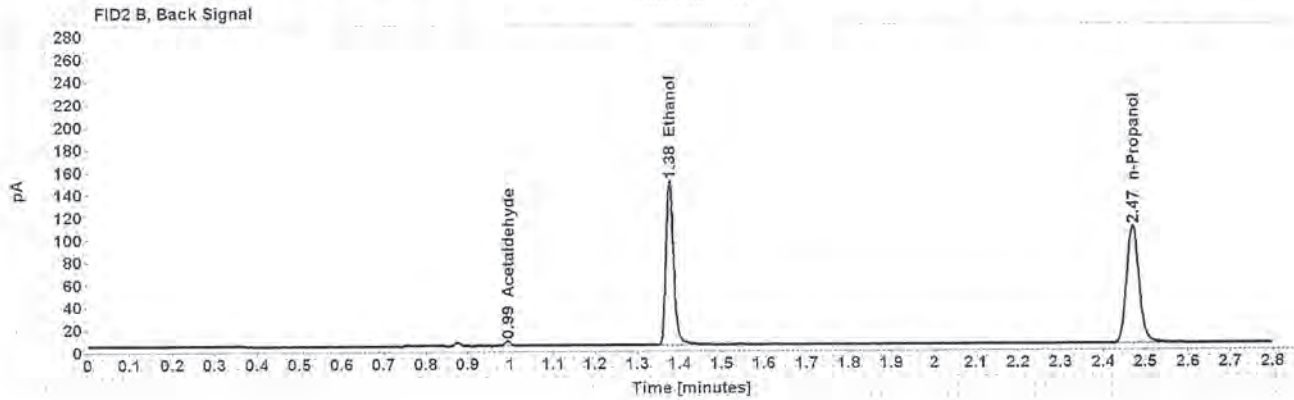
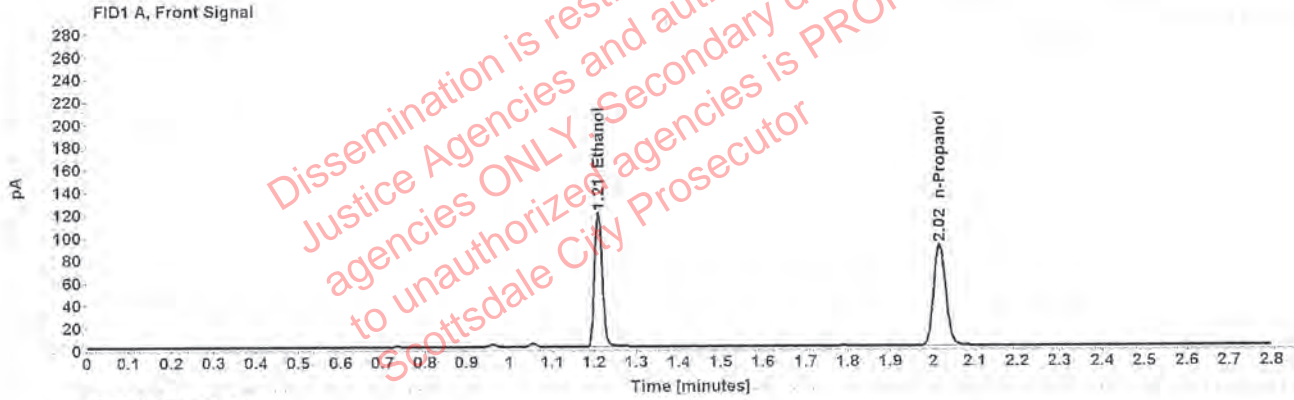


Table 1: FID 1 A (column DB-ALC1)

Compound	Amount (g/100mL)	Time (min)	Peak Area
>Ethanol	0.2345	1.210	152.046
n-Propanol	-----	2.015	180.024

Table 2: FID 2 B (column DB-ALC2)

Compound	Time (min)	Peak Area
Acetaldehyde	0.994	3.880
Ethanol	1.376	188.062
n-Propanol	2.470	216.358

Scottsdale Police Department Crime Lab Volatiles Analysis

Sample:	1254309	Vial:	44
Description:	[REDACTED]	LIMS ID:	[REDACTED]
Method:	ethanol quant.M	Sequence:	09Sept19
Instrument:	US14173023 CN14160045	Injection date:	9/9/2019 1:43:10 PM
Data file:	C:\Chem32\1\Data\09Sept19\44.D	Analyst:	Kosecki

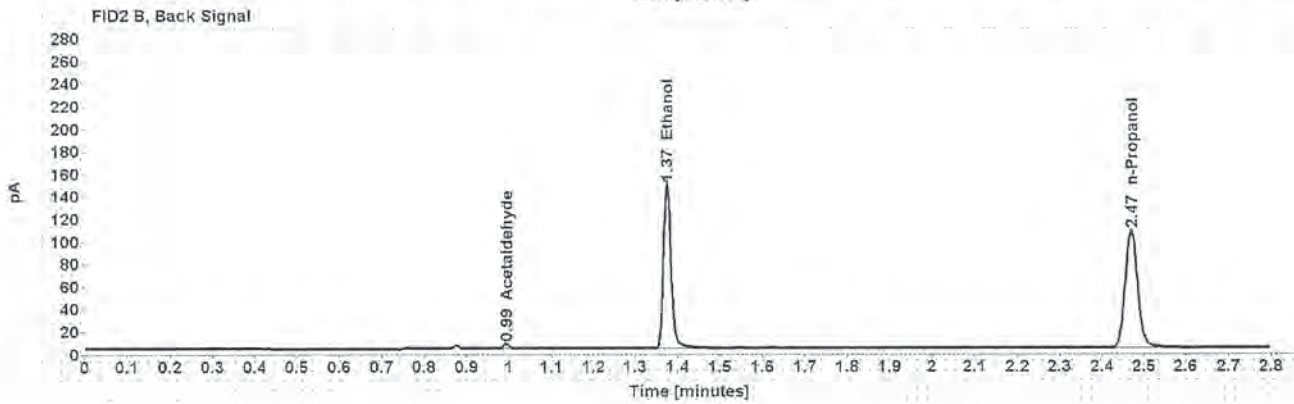
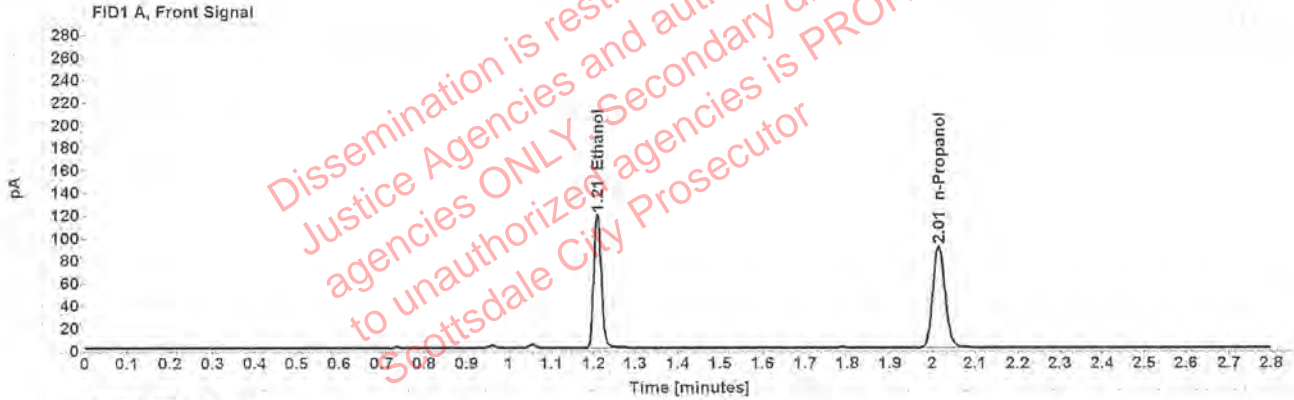


Table 1: FID 1 A (column DB-ALC1)

Compound	Amount (g/100mL)	Time (min)	Peak Area
>Ethanol	0.2336	1.209	151.570
n-Propanol	-----	2.015	180.163

Table 2: FID 2 B (column DB-ALC2)

Compound	Time (min)	Peak Area
Acetaldehyde	0.993	3.982
Ethanol	1.375	187.757
n-Propanol	2.469	216.595

Scottsdale Police Department Crime Lab Volatiles Analysis

Sample:	000002	Vial:	45
Description:	[REDACTED]	LIMS ID:	[REDACTED]
Method:	ethanol quant.M	Sequence:	09Sept19
Instrument:	US14173023 CN14160045	Injection date:	9/9/2019 1:47:10 PM
Data file:	C:\Chem32\1\Data\09Sept19\45.D	Analyst:	Kosecki

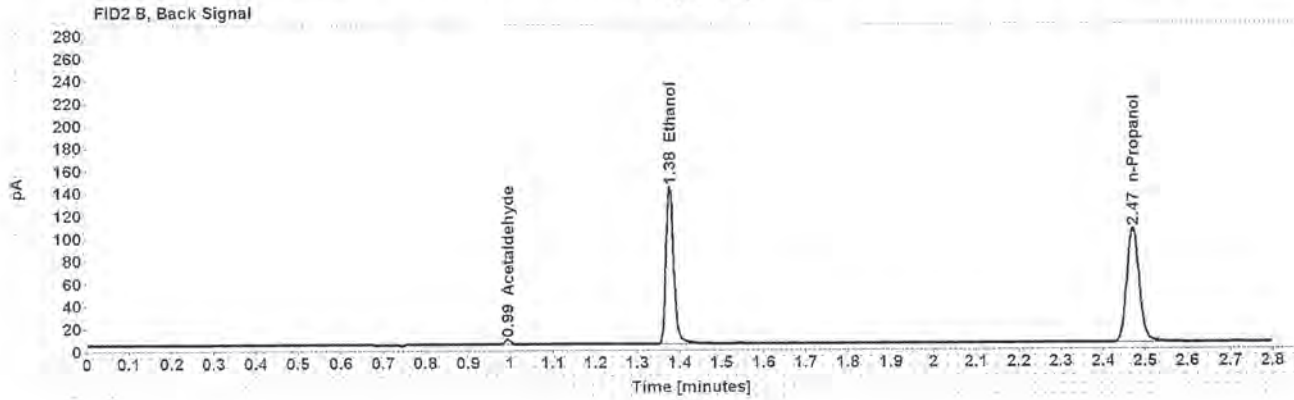
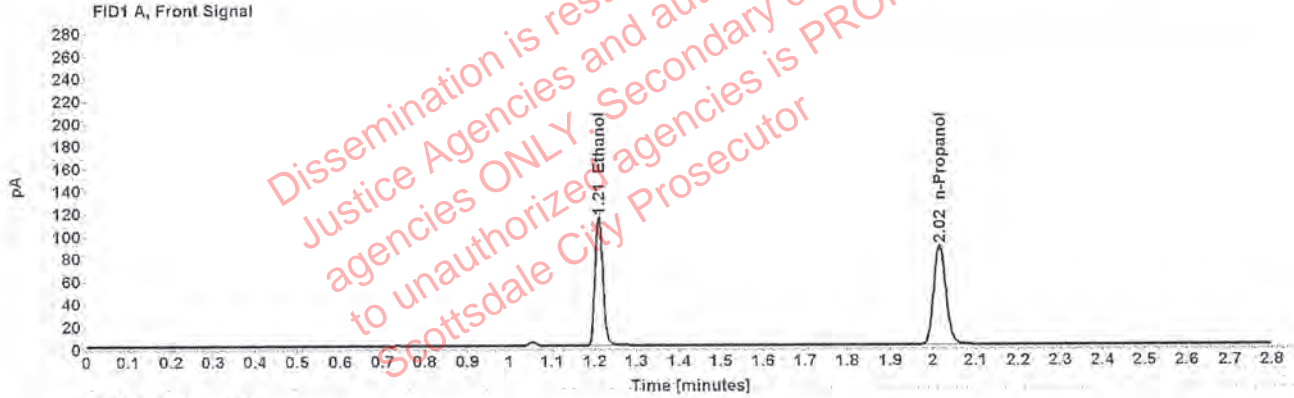


Table 1: FID 1 A (column DB-ALC1)

Compound	Amount (g/100mL)	Time (min)	Peak Area
>Ethanol	0.2303	1.210	145.510
n-Propanol	-----	2.015	175.476

Table 2: FID 2 B (column DB-ALC2)

Compound	Time (min)	Peak Area
Acetaldehyde	0.994	4,369
Ethanol	1.376	178.512
n-Propanol	2.470	211.110

Scottsdale Police Department Crime Lab Volatiles Analysis

Sample:	000002	Vial:	46
Description:	[REDACTED]	LIMS ID:	[REDACTED]
Method:	ethanol quant.M	Sequence:	09Sept19
Instrument:	US14173023 CN14160045	Injection date:	9/9/2019 1:51:10 PM
Data file:	C:\Chem32\11\Data\09Sept19\46.D	Analyst:	Kosecki

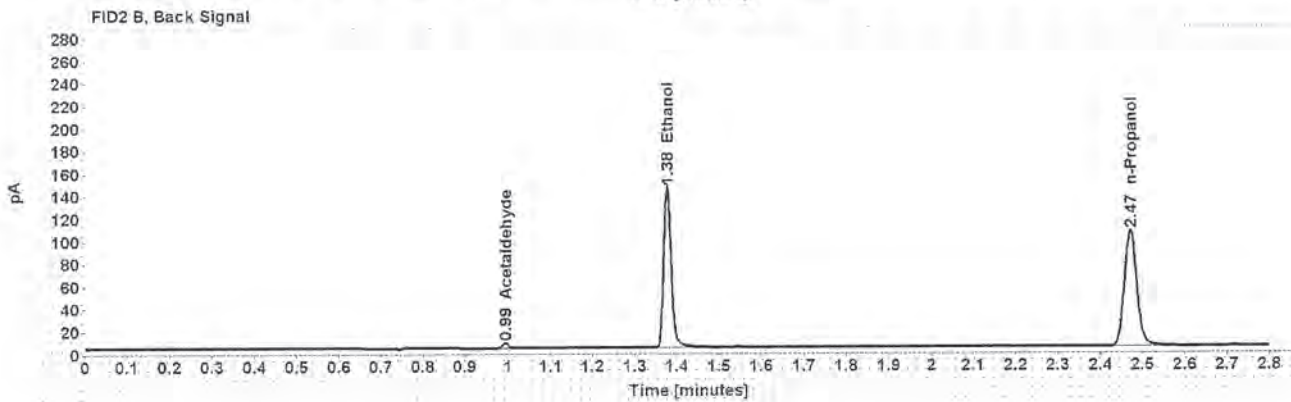
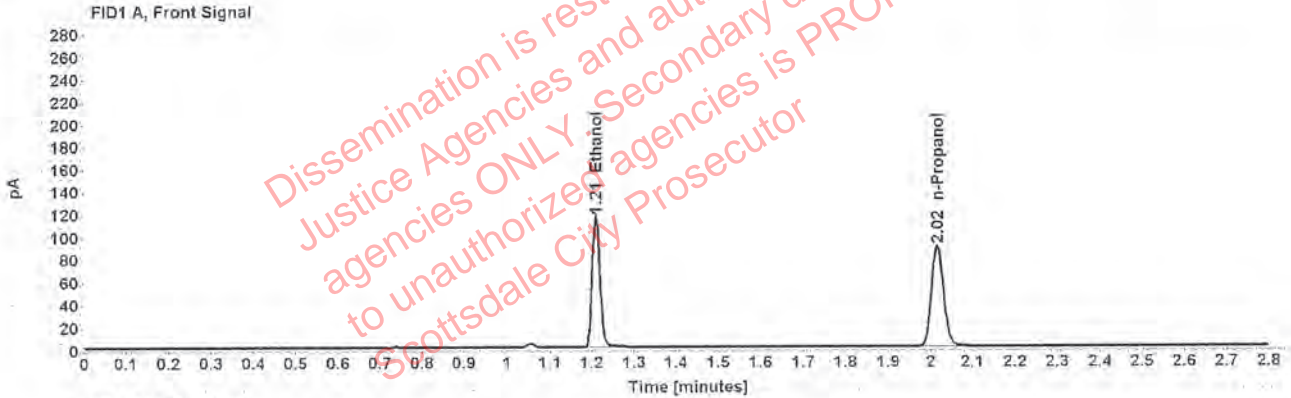


Table 1: FID 1 A (column DB-ALC1)

Compound	Amount (g/100mL)	Time (min)	Peak Area
>Ethanol	0.2321	1.210	147.893
n-Propanol	-----	2.016	176.943

Table 2: FID 2 B (column DB-ALC2)

Compound	Time (min)	Peak Area
Acetaldehyde	0.994	4.377
Ethanol	1.377	181.573
n-Propanol	2.471	212.813

Scottsdale Police Department Crime Lab Volatiles Analysis

Sample:	000001	Vial:	47
Description:	[REDACTED]	LIMS ID:	[REDACTED]
Method:	ethanol quant.M	Sequence:	09Sept19
Instrument:	US14173023 CN14160045	Injection date:	9/9/2019 1:55:11 PM
Data file:	C:\Chem32\1\Data\09Sept19\47.D	Analyst:	Kosecki

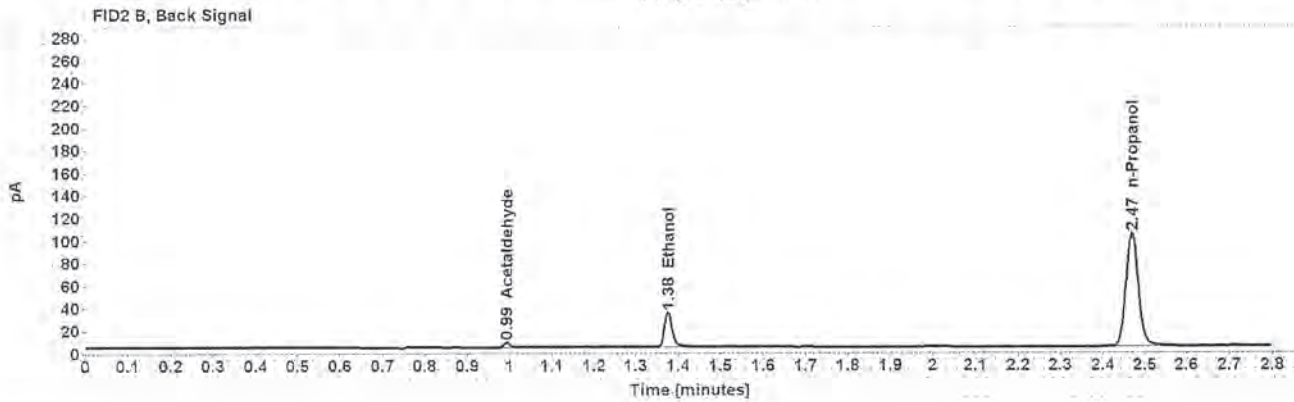
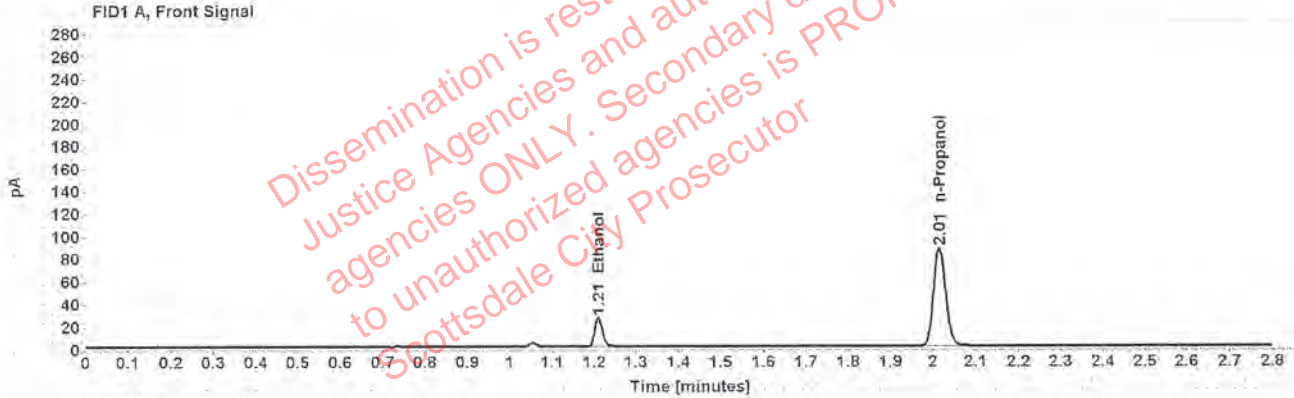


Table 1: FID 1 A (column DB-ALC1)

Compound	Amount (g/100mL)	Time (min)	Peak Area
>Ethanol	0.0542	1.210	33.136
n-Propanol	-----	2.015	173.577

Table 2: FID 2 B (column DB-ALC2)

Compound	Time (min)	Peak Area
Acetaldehyde	0.993	4.318
Ethanol	1.376	40.023
n-Propanol	2.469	208.237

Scottsdale Police Department Crime Lab Volatiles Analysis

Sample:	000001	Vial:	48
Description:	[REDACTED]	LIMS ID:	[REDACTED]
Method:	ethanol quant.M	Sequence:	09Sept19
Instrument:	US14173023 CN14160045	Injection date:	9/9/2019 1:59:10 PM
Data file:	C:\Chem32\1\Data\09Sept19\48.D	Analyst:	Kosecki

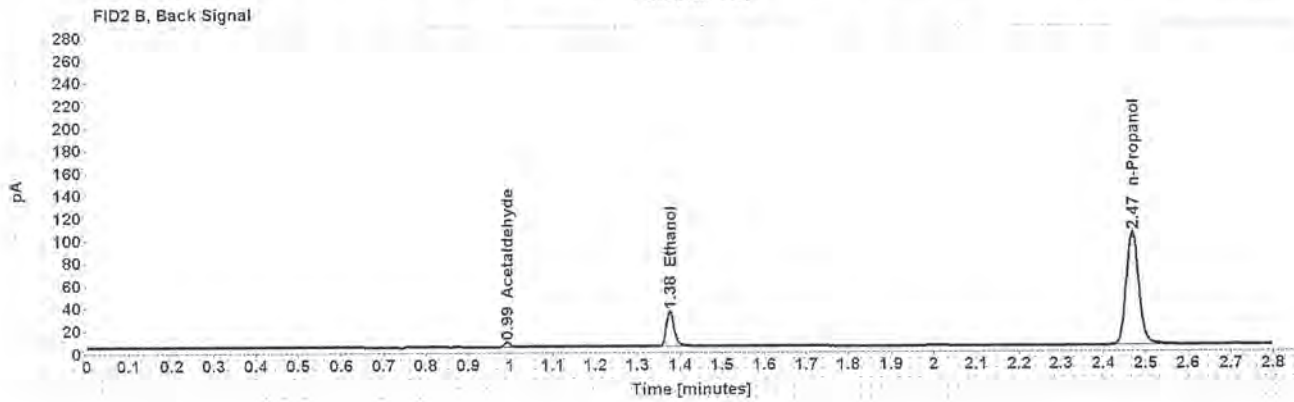
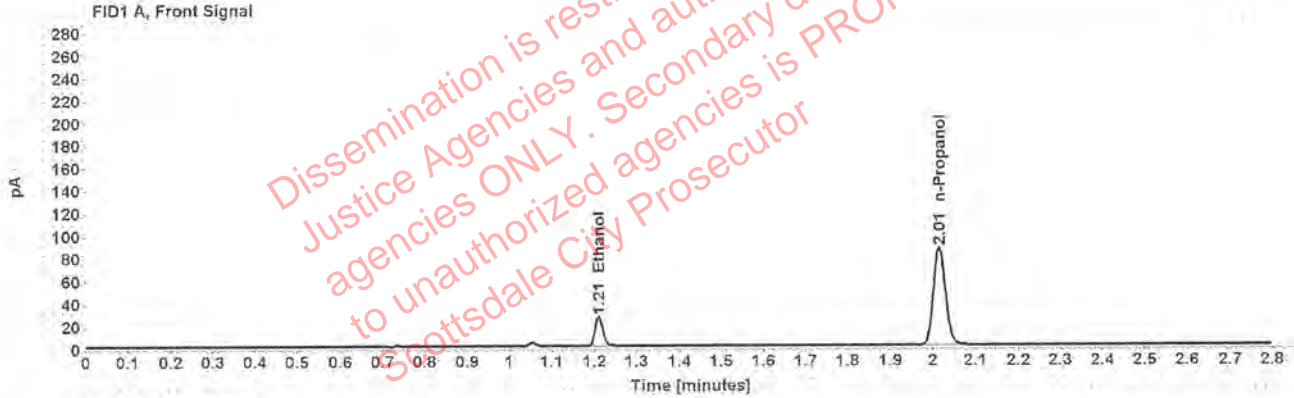


Table 1: FID 1 A (column DB-ALC1)

Compound	Amount (g/100mL)	Time (min)	Peak Area
>Ethanol	0.0541	1.210	32.918
n-Propanol	-----	2.014	172.632

Table 2: FID 2 B (column DB-ALC2)

Compound	Time (min)	Peak Area
Acetaldehyde	0.993	4.275
Ethanol	1.375	39.837
n-Propanol	2.468	207.098

Scottsdale Police Department Crime Lab Volatiles Analysis

Sample: 000003	Vial: 49
Description: [REDACTED]	LIMS ID: [REDACTED]
Method: ethanol quant.M	Sequence: 09Sept19
Instrument: US14173023 CN14160045	Injection date: 9/9/2019 2:03:25 PM
Data file: C:\Chem3211\Data\09Sept19\49.D	Analyst: Kosecki

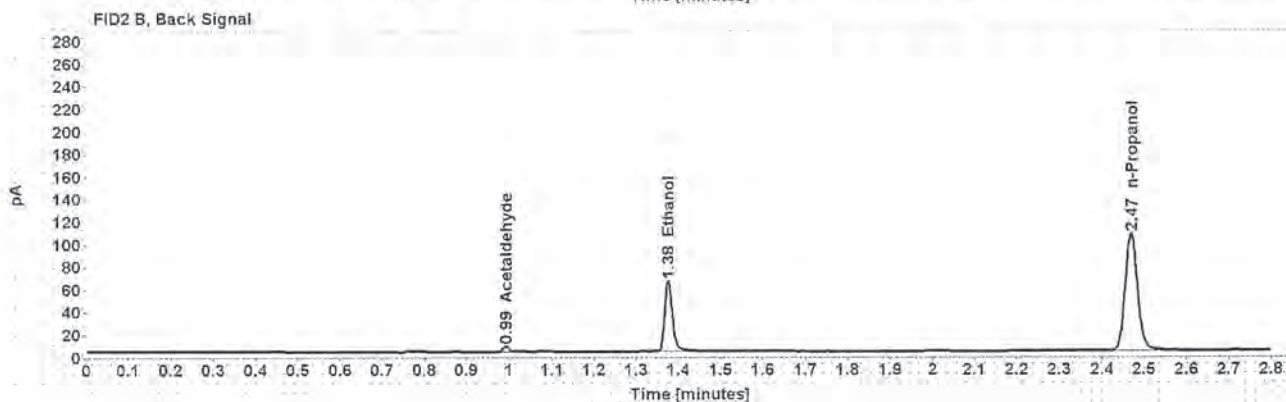
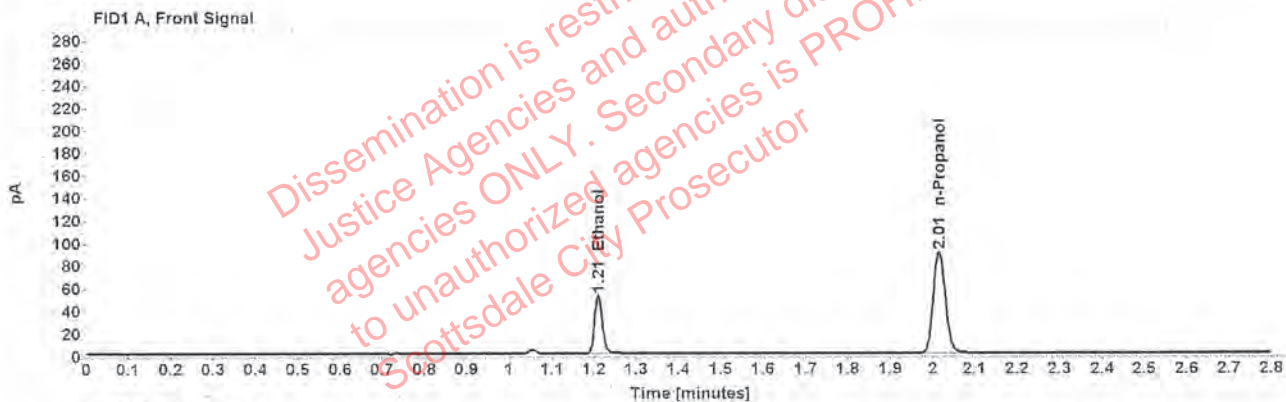


Table 1: FID 1 A (column DB-ALC1)

Compound	Amount (g/100mL)	Time (min)	Peak Area
>Ethanol	0.1031	1.210	66.083
n-Propanol	—	2.015	179.495

Table 2: FID 2 B (column DB-ALC2)

Compound	Time (min)	Peak Area
Acetaldehyde	0.993	4.513
Ethanol	1.376	80,288
n-Propanol	2.469	215.433

Scottsdale Police Department Crime Lab Volatiles Analysis

Sample:	000003	Vial:	50
Description:	[REDACTED]	LIMS ID:	[REDACTED]
Method:	ethanol quant.M	Sequence:	09Sept19
Instrument:	US14173023 CN14160045	Injection date:	9/9/2019 2:07:25 PM
Data file:	C:\Chem32\1\Data\09Sept19\50.D	Analyst:	Kosecki

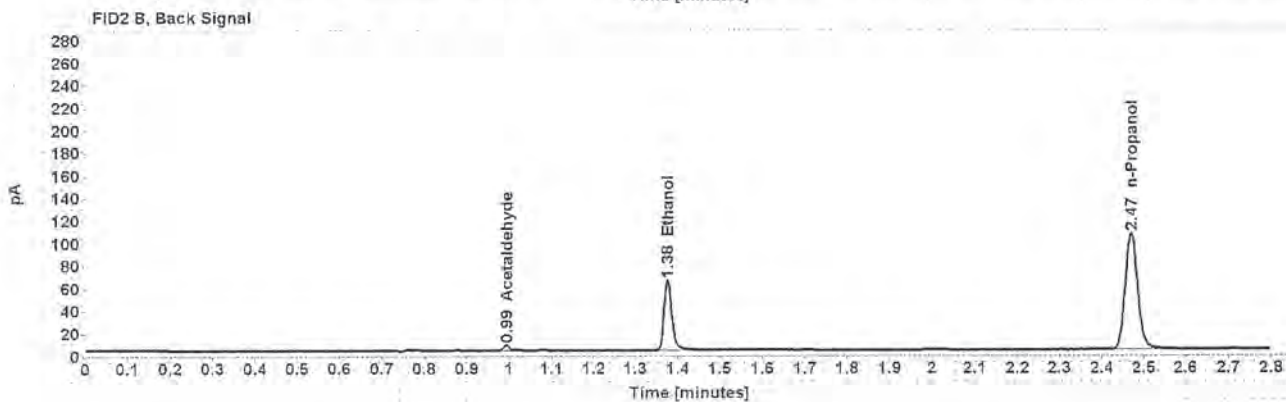
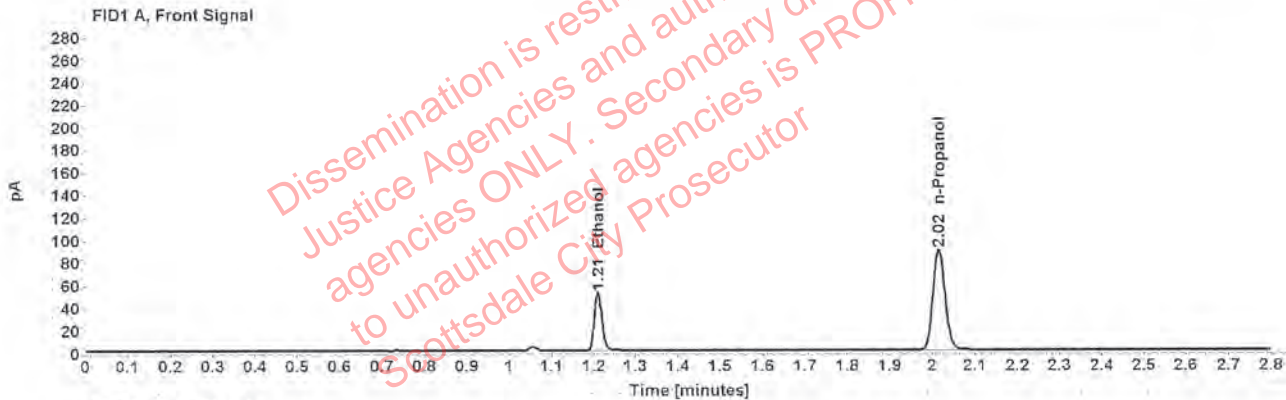


Table 1: FID 1 A (column DB-ALC1)

Compound	Amount (g/100mL)	Time (min)	Peak Area
>Ethanol	0.1036	1.210	65.820
n-Propanol	-----	2.015	177.906

Table 2: FID 2 B (column DB-ALC2)

Compound	Time (min)	Peak Area
Acetaldehyde	0.994	4.500
Ethanol	1.376	79.836
n-Propanol	2.470	213.680

Scottsdale Police Department Crime Lab Volatiles Analysis

Sample:	000004	Vial:	51
Description:	[REDACTED]	LIMS ID:	[REDACTED]
Method:	ethanol quant.M	Sequence:	09Sept19
Instrument:	US14173023 CN14160045	Injection date:	9/9/2019 2:11:25 PM
Data file:	C:\Chem32\1\Data\09Sept19\51.D	Analyst:	Kosecki

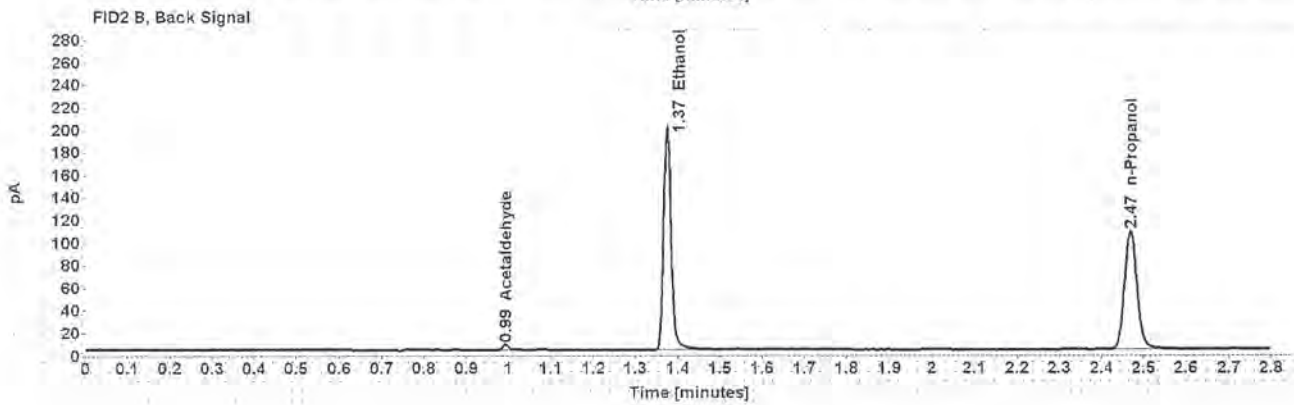
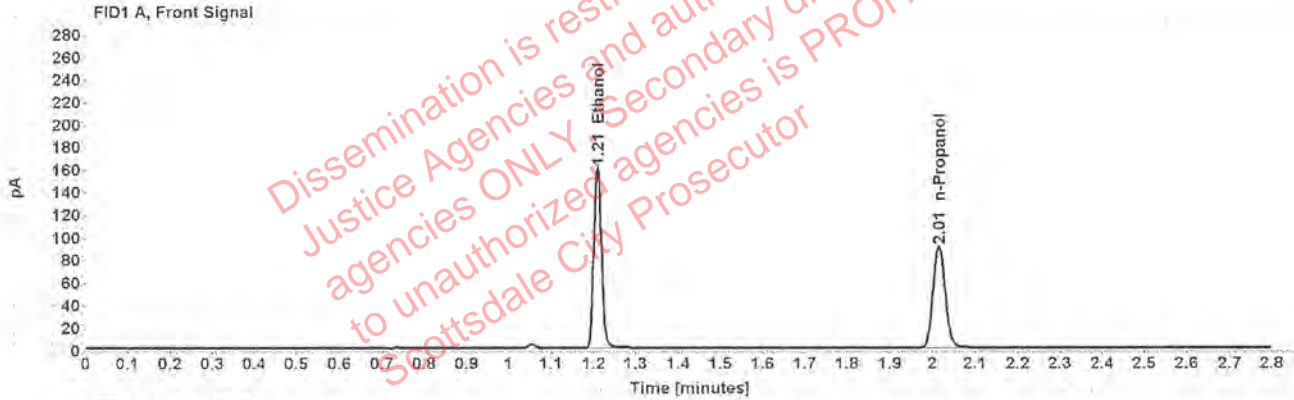


Table 1: FID 1 A (column DB-ALC1)

Compound	Amount (g/100mL)	Time (min)	Peak Area
>Ethanol	0.3126	1.208	203.110
n-Propanol	-----	2.015	180.118

Table 2: FID 2 B (column DB-ALC2)

Compound	Time (min)	Peak Area
Acetaldehyde	0.993	4.674
Ethanol	1.375	249.531
n-Propanol	2.469	216.765

Scottsdale Police Department Crime Lab Volatiles Analysis

Sample:	000004	Vial:	52
Description:	[REDACTED]	LIMS ID:	[REDACTED]
Method:	ethanol quant.M	Sequence:	09Sept19
Instrument:	US14173023 CN14160045	Injection date:	9/9/2019 2:15:25 PM
Data file:	C:\Chem32\1\Data\09Sept19\52.D	Analyst:	Kosecki

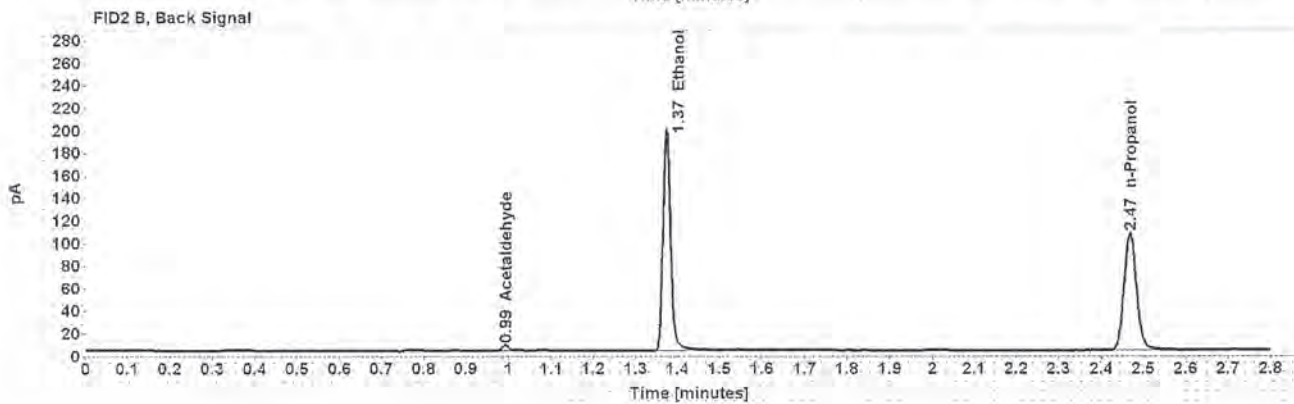
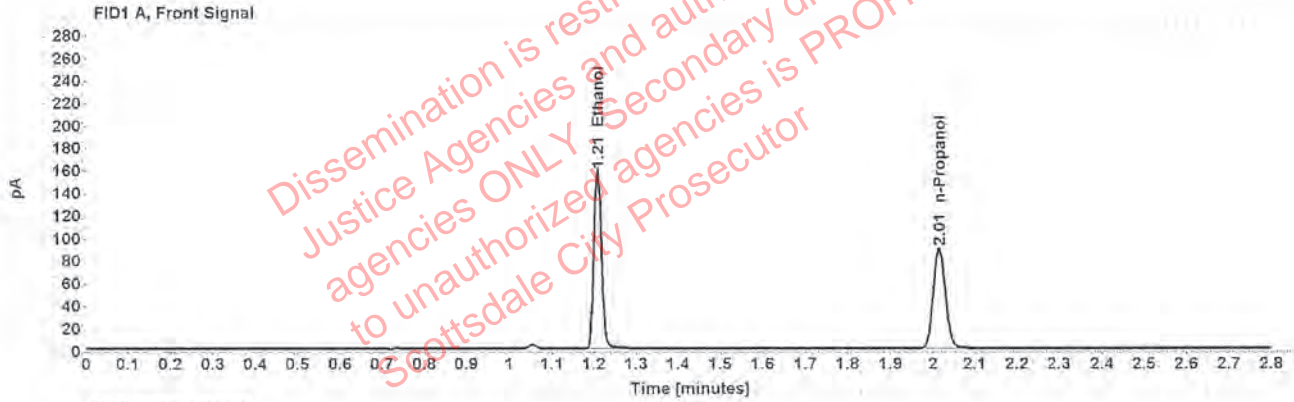


Table 1: FID 1 A (column DB-ALC1)

Compound	Amount (g/100mL)	Time (min)	Peak Area
>Ethanol	0.3131	1.208	201.338
n-Propanol	-----	2.014	178.268

Table 2: FID 2 B (column DB-ALC2)

Compound	Time (min)	Peak Area
Acetaldehyde	0.993	4.679
Ethanol	1.374	247.705
n-Propanol	2.468	214.679