

SCOTTSDALE POLICE DEPARTMENT CRIME LABORATORY BLOOD ALCOHOL FACE SHEET

ANALYSIS DATE 4/30/2019 SEQUENCE NAME 30Apr19

EQUIPMENT

Pipettor Hamilton ML600EH7497 Hamilton ML600GJ10749
 Gas Chromatograph Agilent US14173023

INSTRUMENT CALIBRATION

Vial 1 0.02 calibrator Lot FN03241604 Coefficient of determination (r^2)
 Vial 2 0.10 calibrator Lot FN06181501 0.99997
 Vial 3 0.20 calibrator Lot FN07201502
 Vial 4 0.40 calibrator Lot FN11191402

CALIBRATION VERIFICATION AND RESOLUTION TEST

Vial	Sample	Expected result	Measured result	Manufacturer/lot
5	Blank	Not detected	Not detected	SPD lab 121118
6	Volatiles mixture	6 compounds	6 compounds	SPD lab 020917WLA
7	Aqueous control	0.400 g/dL	0.401 g/dL	Lipomed 08012015-C
8	Aqueous control	0.040 g/dL	0.040 g/dL	Lipomed 09022015-A
9	Blood control	0.198 g/dL	0.198 g/dL	ACQ 407041529/13
20	Aqueous control	0.080 g/dL	0.081 g/dL	Lipomed 28082014-B
31	Aqueous control	0.150 g/dL	0.152 g/dL	Lipomed 09022015-C
42	Blood control	0.198 g/dL	0.199 g/dL	ACQ 407041529/13
53	Aqueous control	0.080 g/dL	0.082 g/dL	Lipomed 28082014-B
56	Aqueous control	0.400 g/dL	0.408 g/dL	Lipomed 08012015-C
57	Aqueous control	0.040 g/dL	0.040 g/dL	Lipomed 09022015-A
58	Blood control	0.198 g/dL	0.199 g/dL	ACQ 407041529/13
59	Blank	Not detected	Not detected	SPD lab 121118

SUBJECT SAMPLES

Subjects in the sequence 21 Subjects requiring reanalysis 1

ADDITIONAL NOTES: Position 14/15 (DR 19-06345) duplicates exceeded the acceptable range of 2% difference from the mean and will therefore be reanalyzed. DR# 19-07873 subject first name included extra letter when transcribed into LIMS from request, which is corrected on worklist, sequence summary, and chromatograms 18,19.

Run valid Run invalid WA B1570 5/1/19 Analyst
 Run valid Run invalid KOSECKI 5/1/19 Technical Reviewer

Scottsdale Police Department Crime Laboratory Sequence Quality Assurance Summary

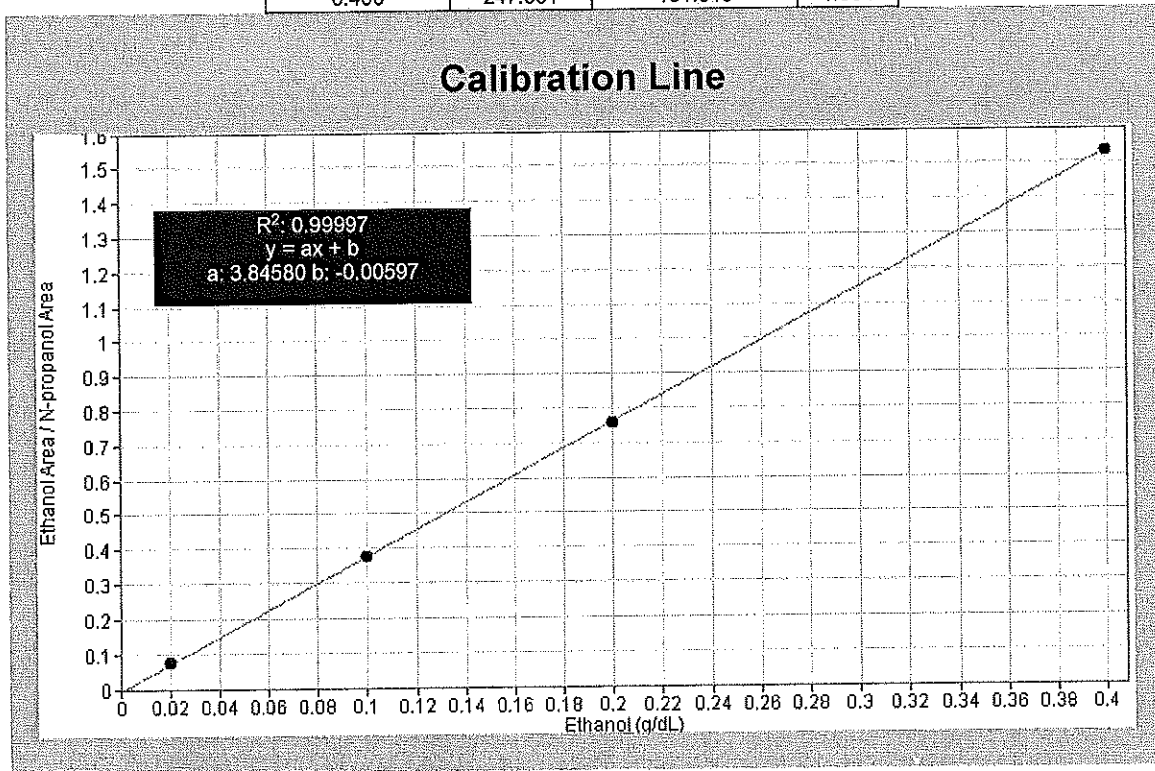
SEQUENCE NAME: 30Apr19

ANALYST: Adrian NA

Sample Name	Vial	Measured Value (g/dL)	Expected Value (g/dL)	Percent Difference	Absolute Difference (g/dL)
blank 121118	5	negative	negative	-	-
0.400 08012015-C	7	0.401	0.400	0.25	0.001
0.040 09022015-A	8	0.040	0.040	0.00	0.000
0.198 407041529/13	9	0.198	0.198	0.00	0.000
0.080 28082014-B	20	0.081	0.080	1.25	0.001
0.150 09022015-C	31	0.152	0.150	1.33	0.002
0.198 407041529/13	42	0.199	0.198	0.51	0.001
0.080 28082014-B	53	0.082	0.080	2.50	0.002
0.40 08012015-C	56	0.408	0.400	2.00	0.008
0.04 09022015-A	57	0.040	0.040	0.00	0.000
0.198 407041529/13	58	0.199	0.198	0.51	0.001
blank 121118	59	negative	negative	-	-

Calibrator	Ethanol Area	N-propanol Area	Ratio
0.020	11.938	160.763	0.074
0.100	60.319	160.080	0.377
0.200	124.111	163.386	0.760
0.400	247.531	161.319	1.534

Calibration Line



Scottsdale Police Department Crime Lab Volatiles Analysis

WA

Sample:	FN03241604	Vial:	1
Description:	0.020 calibrator	Sequence:	30Apr19
Method:	ethanol quant.M	Injection date:	4/30/2019 5:56:42 PM
Instrument:	US14173023 CN14160045	Analyst:	Adrian
Data file:	C:\Chem32\1\Data\30Apr19\1.D		

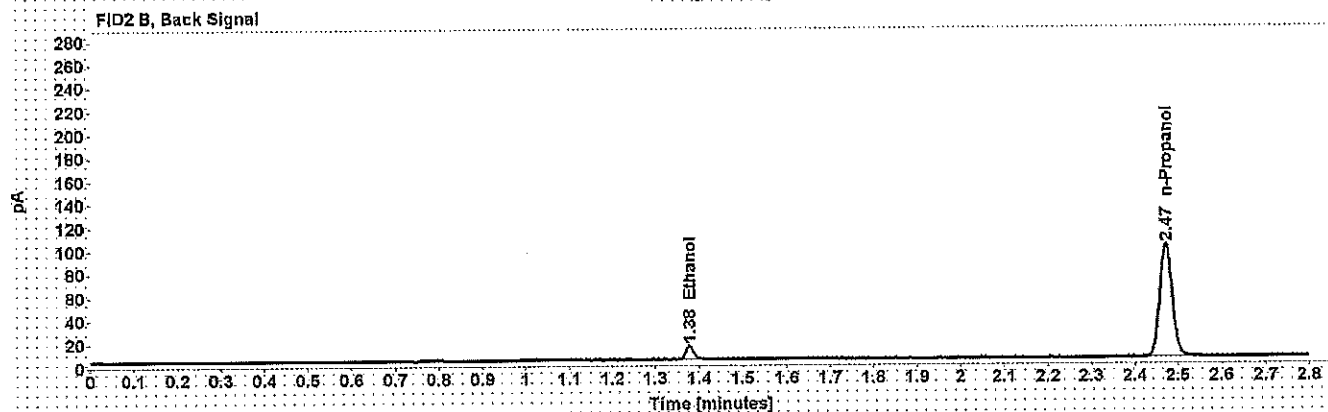
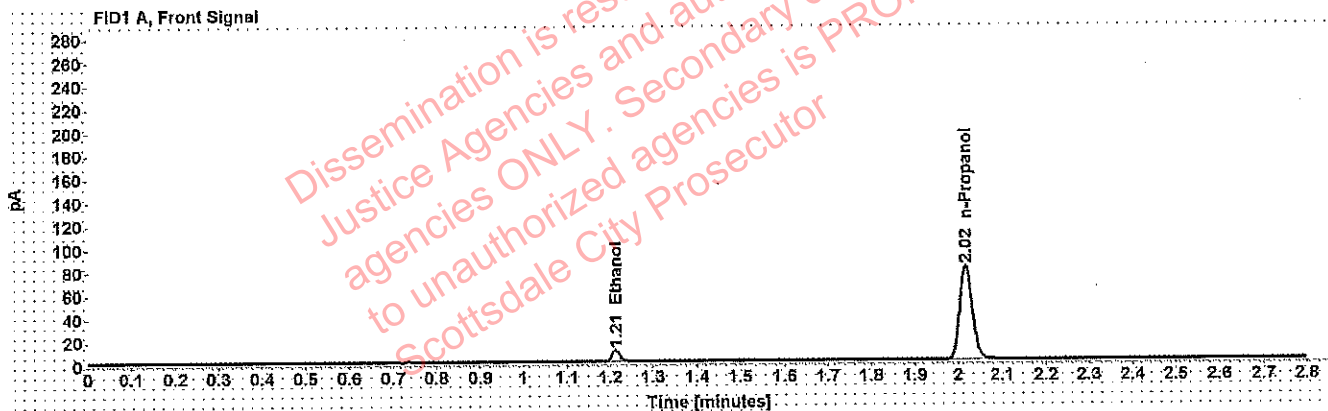


Table 1: FID 1 A (column DB-ALC1)

Compound	Time (min)	Peak Area
Ethanol	1.213	11.938
n-Propanol	2.016	160.763

Table 2: FID 2 B (column DB-ALC2)

Compound	Time (min)	Peak Area
Ethanol	1.377	14.705
n-Propanol	2.471	196.996

Scottsdale Police Department Crime Lab Volatiles Analysis

WNA

Sample: FN06181501	Vial: 2
Description: 0.100 calibrator	Sequence: 30Apr19
Method: ethanol quant.M	Injection date: 4/30/2019 6:00:41 PM
Instrument: US14173023 CN14160045	Analyst: Adrian
Data file: C:\Chem32\1\Data\30Apr19\2.D	

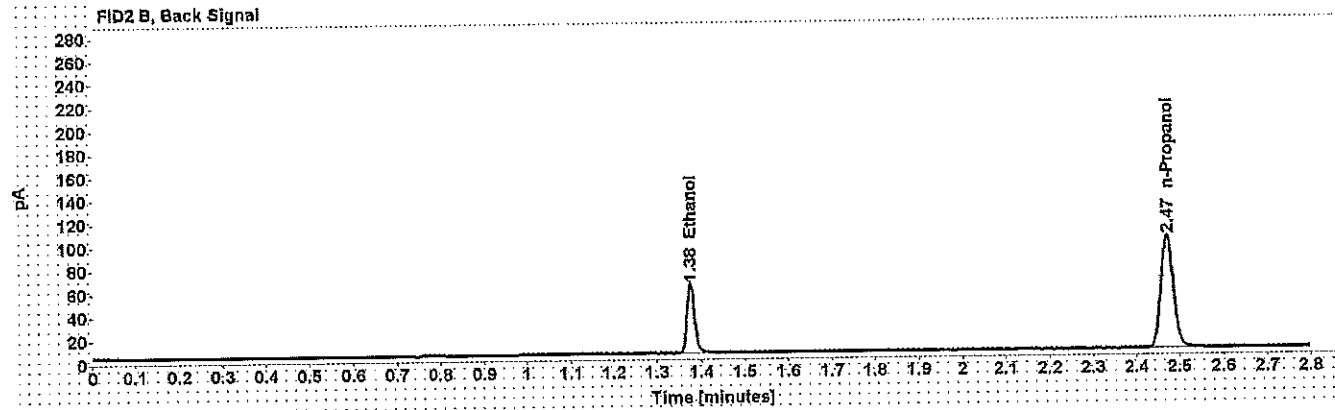
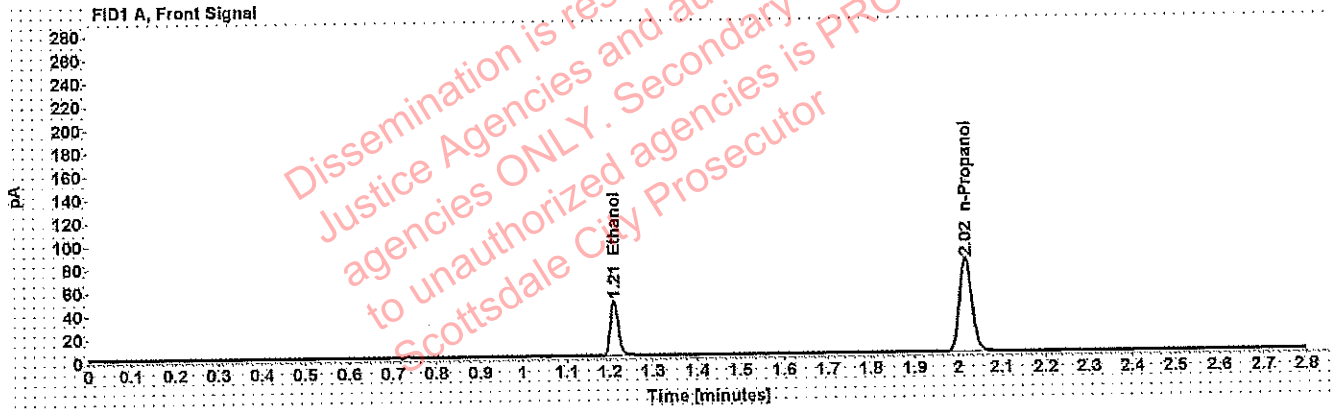


Table 1: FID 1 A (column DB-ALC1)

Compound	Time (min)	Peak Area
Ethanol	1.210	60.319
n-Propanol	2.016	160.080

Table 2: FID 2 B (column DB-ALC2)

Compound	Time (min)	Peak Area
Ethanol	1.375	74.599
n-Propanol	2.471	196.459

Scottsdale Police Department Crime Lab Volatiles Analysis

WA

Sample: FN07201502	Vial: 3
Description: 0.200 calibrator	Sequence: 30Apr19
Method: ethanol quant.M	Injection date: 4/30/2019 6:04:42 PM
Instrument: US14173023 CN14160045	Analyst: Adrian
Data file: C:\Chem32\1\Data\30Apr19\3.D	

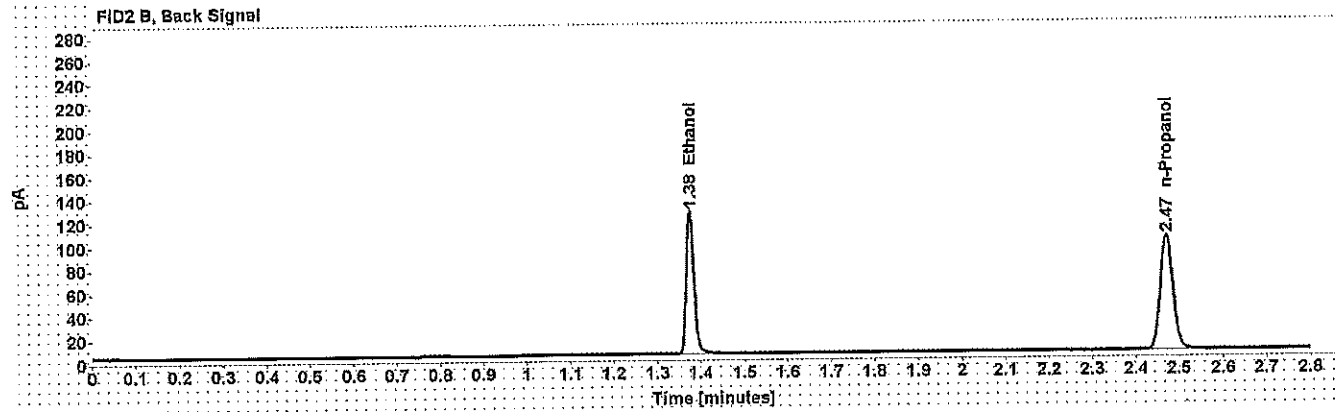
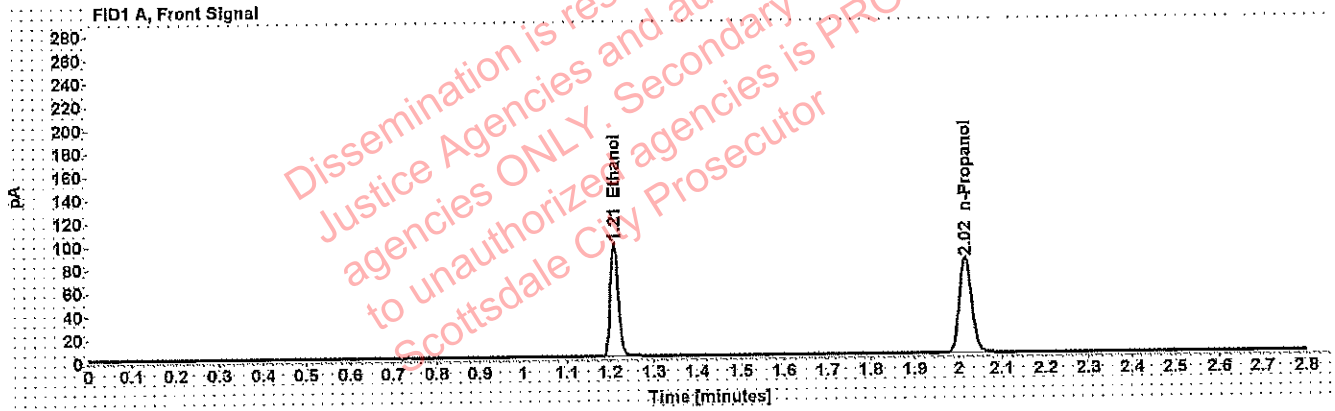


Table 1: FID 1 A (column DB-ALC1)

Compound	Time (min)	Peak Area
Ethanol	1.209	124.111
n-Propanol	2.016	163.386

Table 2: FID 2 B (column DB-ALC2)

Compound	Time (min)	Peak Area
Ethanol	1.375	154.586
n-Propanol	2.471	200.714

Scottsdale Police Department Crime Lab Volatiles Analysis

W4

Sample: FN11191402	Vial: 4
Description: 0.400 calibrator	Sequence: 30Apr19
Method: ethanol quant.M	Injection date: 4/30/2019 6:08:41 PM
Instrument: US14173023 CN14160045	Analyst: Adrian
Data file: C:\Chem32\1\Data\30Apr19\4.D	

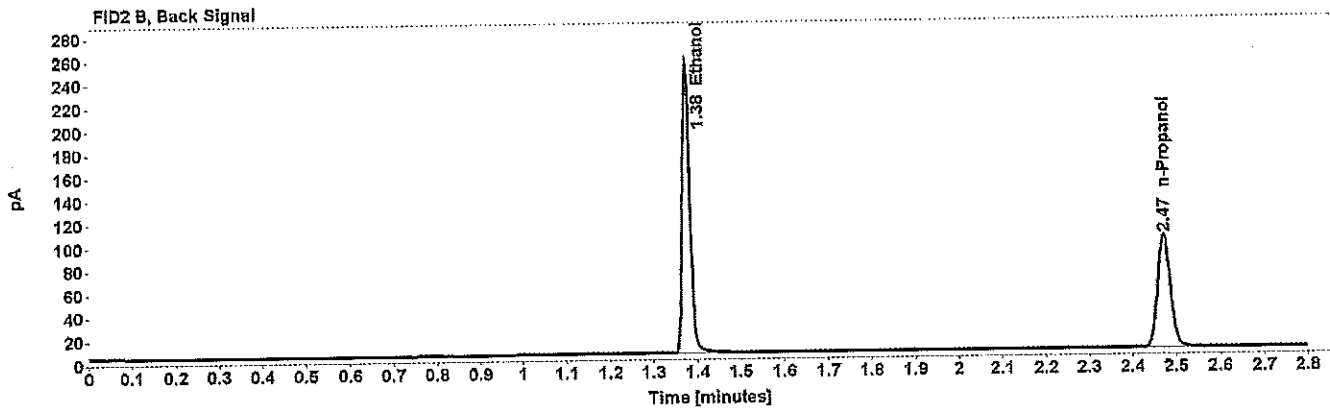
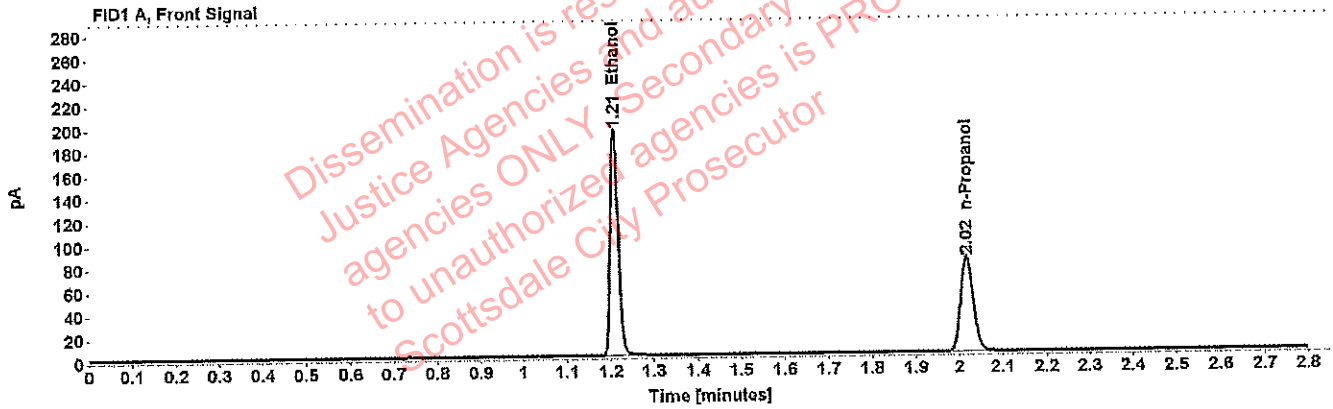


Table 1: FID 1 A (column DB-ALC1)

Compound	Time (min)	Peak Area
Ethanol	1.209	247.531
n-Propanol	2.017	161.319

Table 2: FID 2 B (column DB-ALC2)

Compound	Time (min)	Peak Area
Ethanol	1.375	308.779
n-Propanol	2.472	198.433

Scottsdale Police Department Crime Lab Volatiles Analysis

VIA

Sample: 121118	Vial: 5
Description: Negative control	LIMS ID:
Method: ethanol quant.M	Sequence: 30Apr19
Instrument: US14173023 CN14160045	Injection date: 4/30/2019 6:12:40 PM
Data file: C:\Chem32\1\Data\30Apr19\5.D	Analyst: Adrian

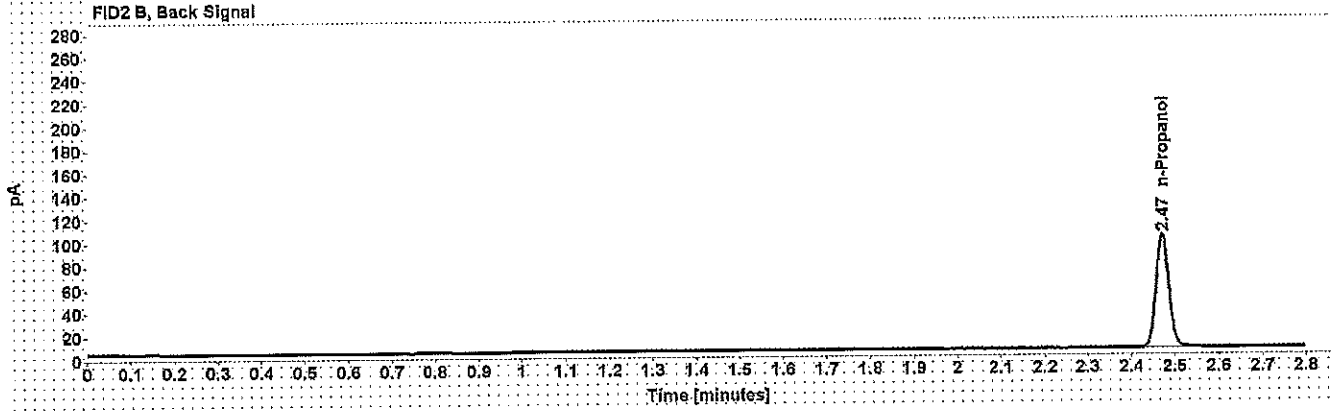
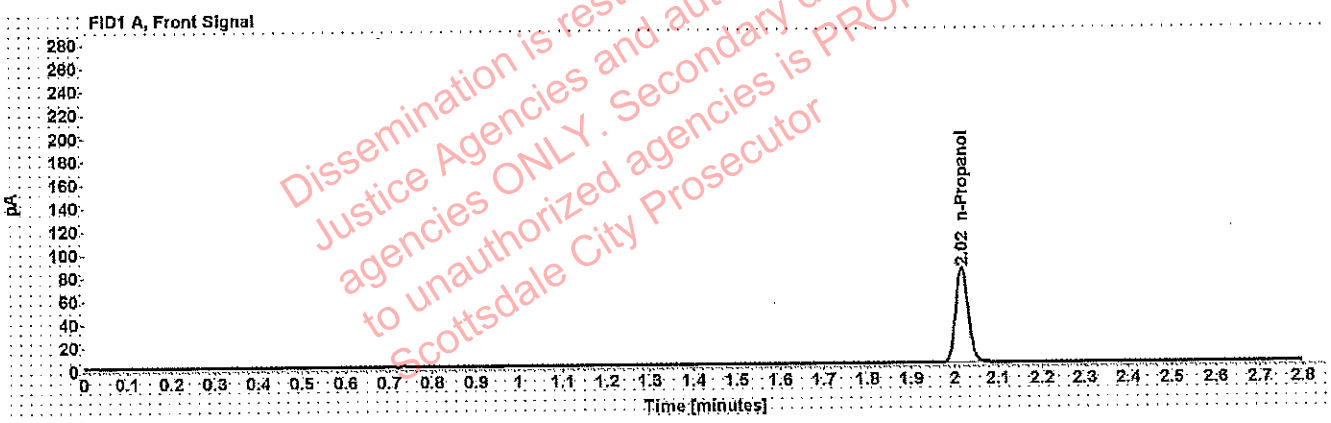


Table 1: FID 1 A (column DB-ALC1)

Compound	Amount (g/100mL)	Time (min)	Peak Area
n-Propanol	-----	2.016	162.670

Table 2: FID 2 B (column DB-ALC2)

Compound	Time (min)	Peak Area
n-Propanol	2.471	199.372

Scottsdale Police Department Crime Lab Volatiles Analysis

WJA

Sample:	020917	Vial:	6
Description:	Volatiles mix	LIMS ID:	
Method:	ethanol quant.M	Sequence:	30Apr19
Instrument:	US14173023 CN14160045	Injection date:	4/30/2019 6:16:42 PM
Data file:	C:\Chem32\1\Data\30Apr19\6.D	Analyst:	Adrian

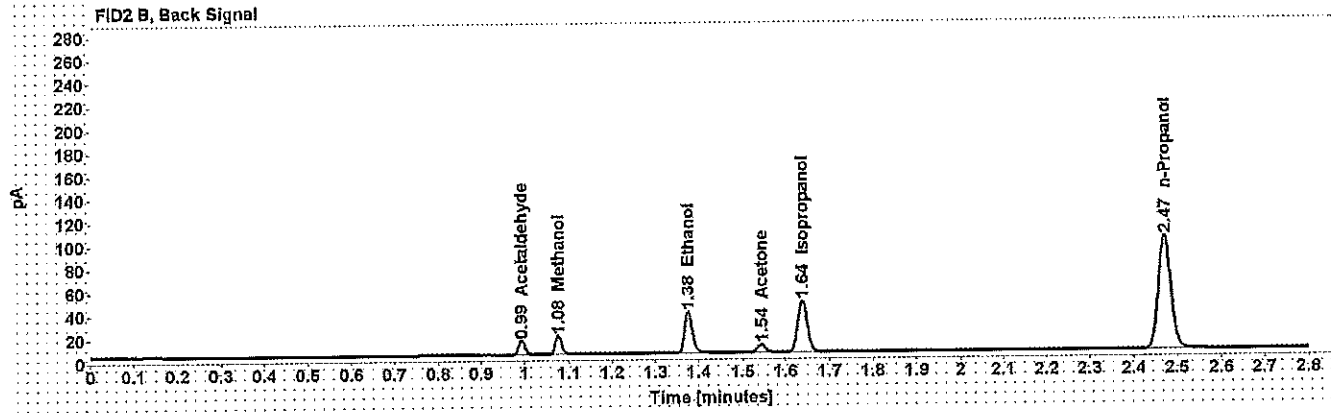
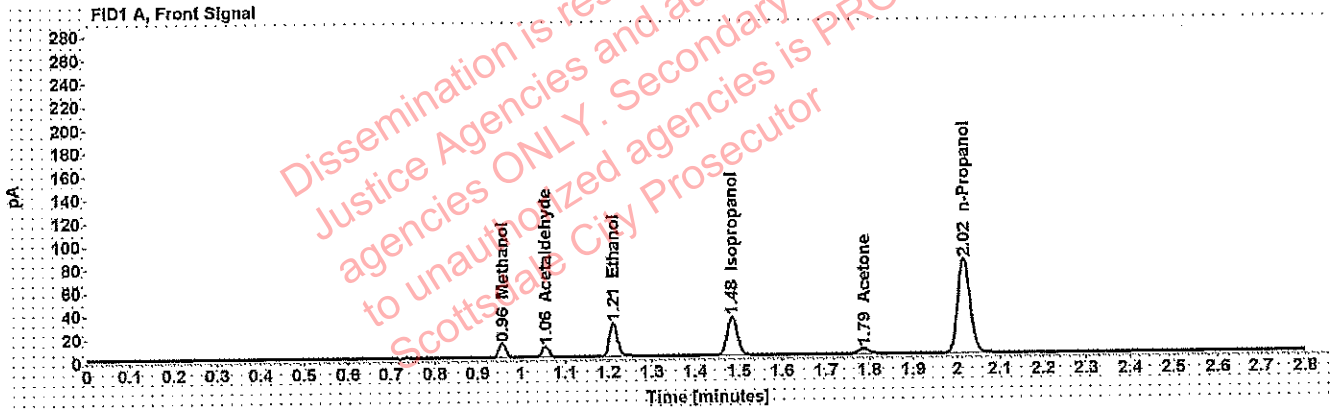


Table 1: FID 1 A (column DB-ALC1)

Compound	Amount (g/100mL)	Time (min)	Peak Area
Methanol	-----	0.957	13.230
Acetaldehyde	-----	1.055	9.308
>Ethanol	0.0600	1.211	36.409
Isopropanol	-----	1.484	53.318
Acetone	-----	1.786	7.540
n-Propanol	-----	2.016	162.022

Table 2: FID 2 B (column DB-ALC2)

Compound	Time (min)	Peak Area
Acetaldehyde	0.993	12.037
Methanol	1.077	16.763
Ethanol	1.376	44.858
Acetone	1.544	9.050
Isopropanol	1.638	67.010
n-Propanol	2.471	198.867

Scottsdale Police Department Crime Lab Volatiles Analysis

WNA

Sample: 08012015-C	Vial: 7
Description: 0.400	LIMS ID:
Method: ethanol quant.M	Sequence: 30Apr19
Instrument: US14173023 CN14160045	Injection date: 4/30/2019 6:20:59 PM
Data file: C:\Chem32\1\Data\30Apr19\7.D	Analyst: Adrian

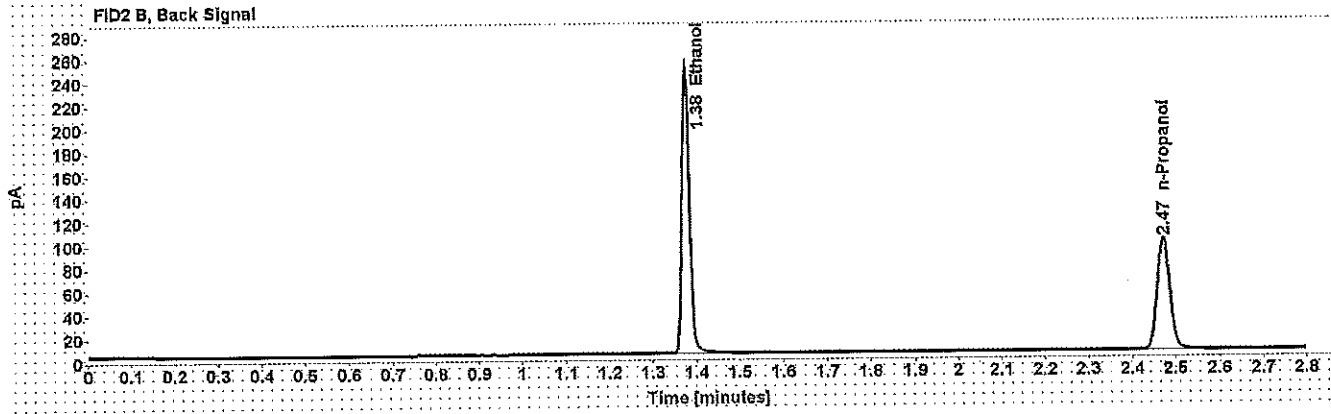
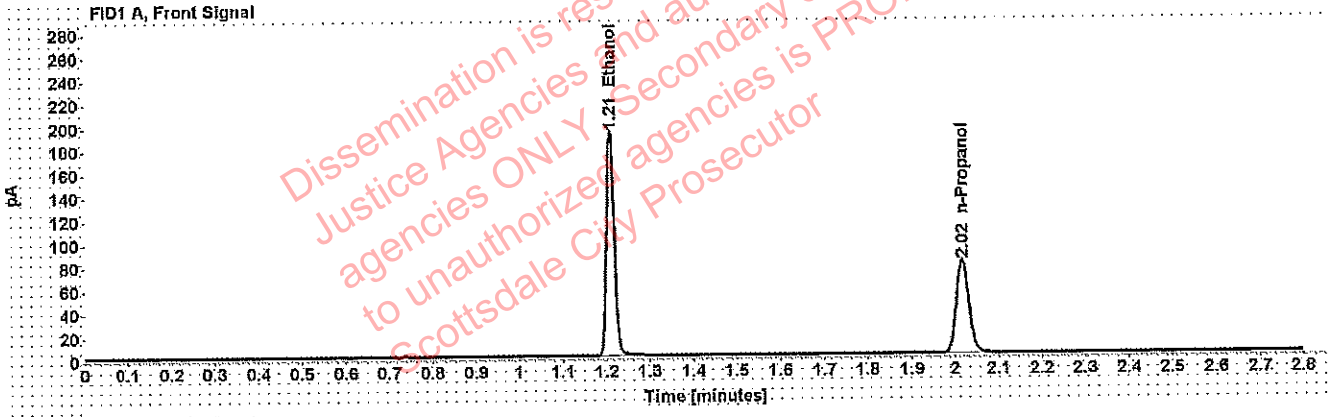


Table 1: FID 1 A (column DB-ALC1)

Compound	Amount (g/100mL)	Time (min)	Peak Area
>Ethanol	0.4018	1.209	245.061
n-Propanol	-----	2.016	159.223

Table 2: FID 2 B (column DB-ALC2)

Compound	Time (min)	Peak Area
Ethanol	1.375	305.585
n-Propanol	2.471	195.544

Scottsdale Police Department Crime Lab Volatiles Analysis

WA

Sample:	09022015-A	Vial:	8
Description:	0.040	LIMS ID:	
Method:	ethanol quant.M	Sequence:	30Apr19
Instrument:	US14173023 CN14160045	Injection date:	4/30/2019 6:24:55 PM
Data file:	C:\Chem32\1\Data\30Apr19\8.D	Analyst:	Adrian

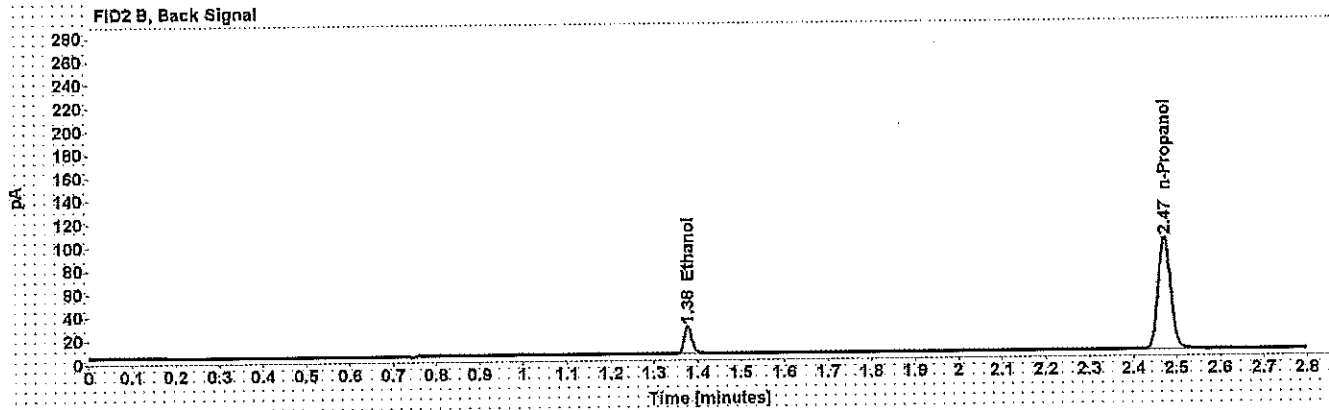
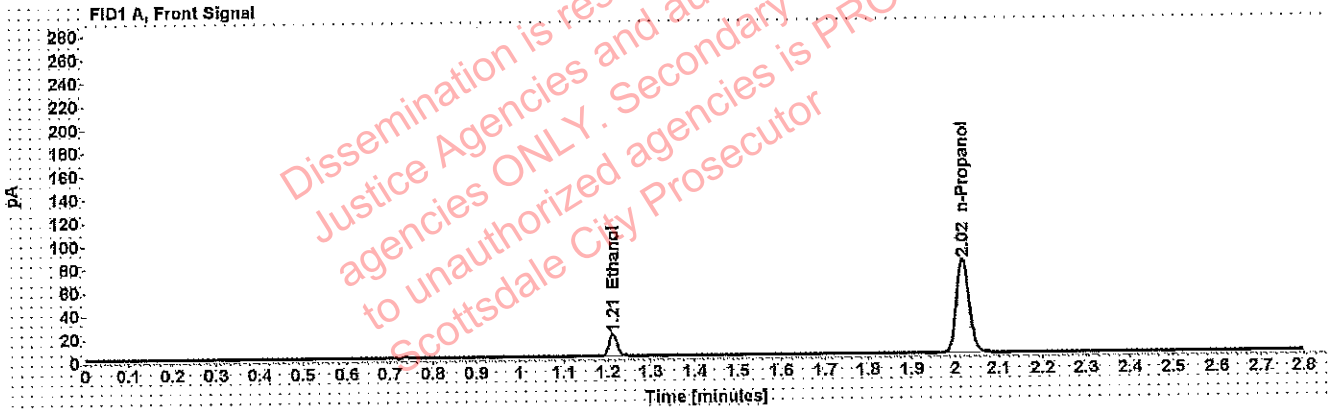


Table 1: FID 1 A (column DB-ALC1)

Compound	Amount (g/100mL)	Time (min)	Peak Area
>Ethanol	0.0404	1.211	24.044
n-Propanol	-----	2.016	160.761

Table 2: FID 2 B (column DB-ALC2)

Compound	Time (min)	Peak Area
Ethanol	1.377	29.643
n-Propanol	2.472	197.380

Scottsdale Police Department Crime Lab Volatiles Analysis

WA

Sample: 407041529/13	Vial: 9
Description: 0.198	LIMS ID:
Method: ethanol quant.M	Sequence: 30Apr19
Instrument: US14173023 CN14160045	Injection date: 4/30/2019 6:28:56 PM
Data file: C:\Chem32\1\Data\30Apr19\9.D	Analyst: Adrian

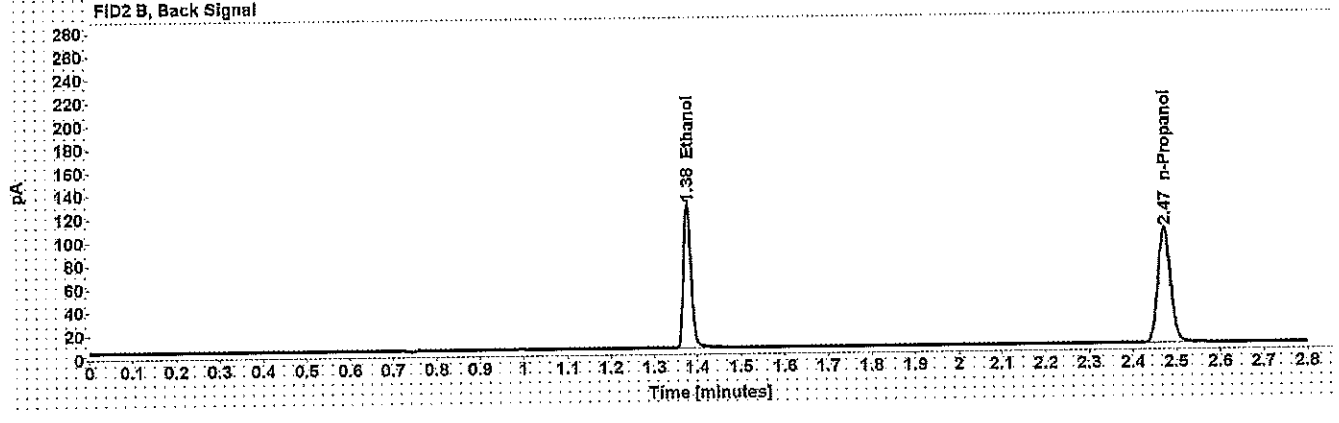
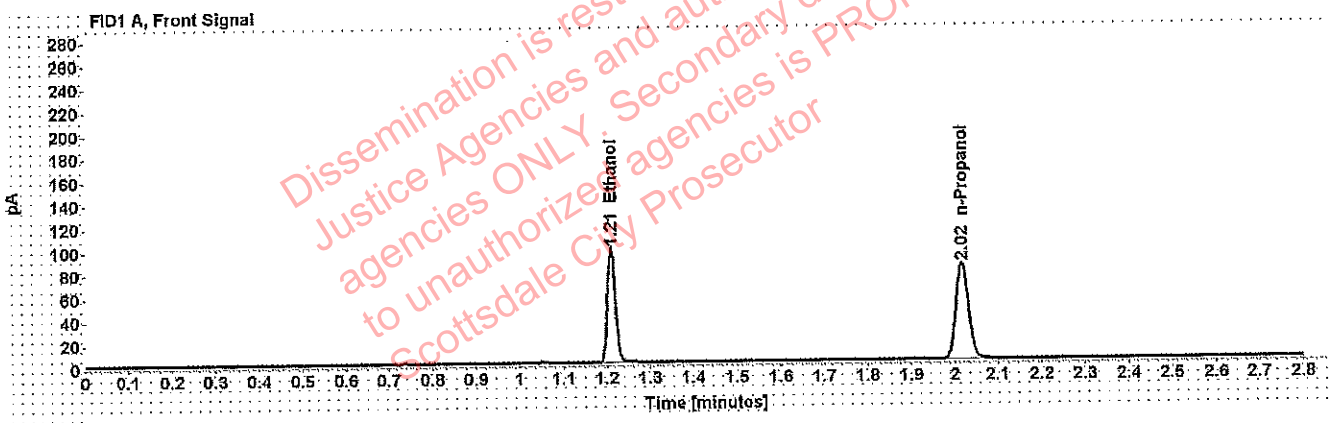


Table 1: FID 1 A (column DB-ALC1)

Compound	Amount (g/100mL)	Time (min)	Peak Area
>Ethanol	0.1989	1.210	125.003
n-Propanol	-----	2.017	164.669

Table 2: FID 2 B (column DB-ALC2)

Compound	Time (min)	Peak Area
Ethanol	1.376	155.536
n-Propanol	2.472	202.422

Scottsdale Police Department Crime Lab Volatiles Analysis

WA

Sample: 09022015-C	Vial: 31
Description: 0.150	LIMS ID:
Method: ethanol quant.M	Sequence: 30Apr19
Instrument: US14173023 CN14160045	Injection date: 4/30/2019 7:57:56 PM
Data file: C:\Chem32\1\Data\30Apr19\31.D	Analyst: Adrian

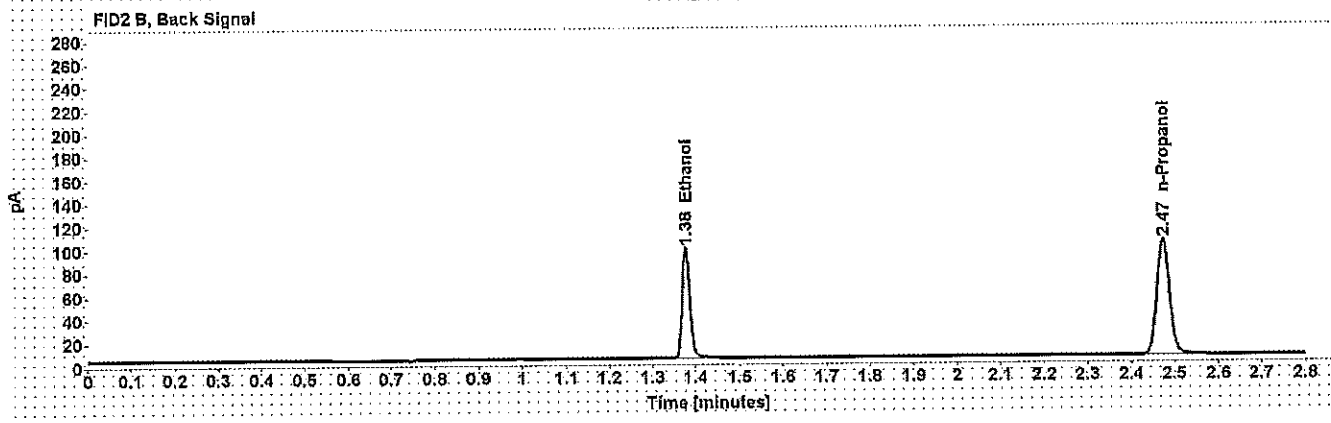
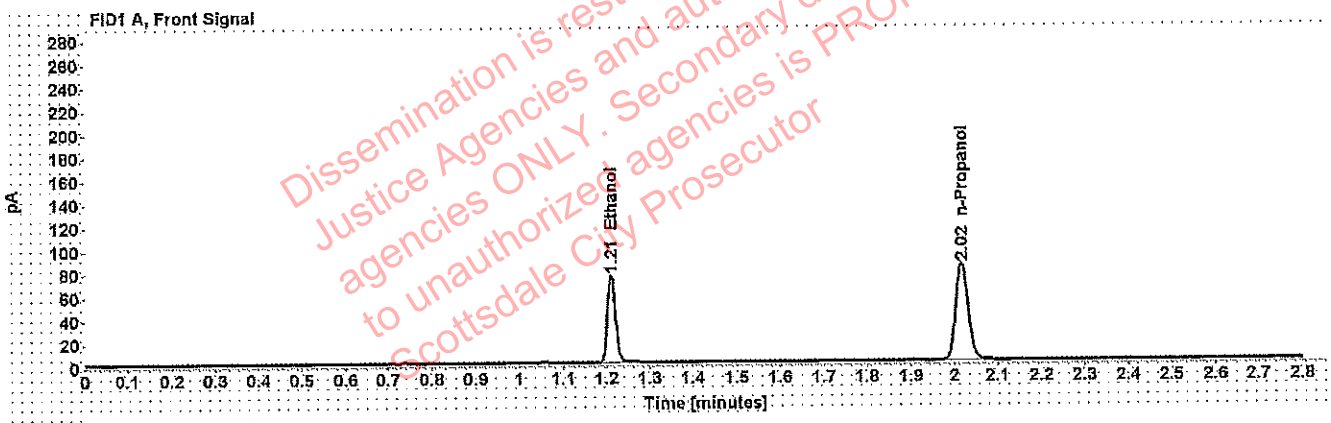


Table 1: FID 1 A (column DB-ALC1)

Compound	Amount (g/100mL)	Time (min)	Peak Area
>Ethanol	0.1523	1.211	96.258
n-Propanol	-----	2.017	166.050

Table 2: FID 2 B (column DB-ALC2)

Compound	Time (min)	Peak Area
Ethanol	1.377	119.805
n-Propanol	2.473	203.860

Scottsdale Police Department Crime Lab Volatiles Analysis

MA

Sample: 407041529/13	Vial: 42
Description: 0.198	LIMS ID:
Method: ethanol quant.M	Sequence: 30Apr19
Instrument: US14173023 CN14160045	Injection date: 4/30/2019 8:42:11 PM
Data file: C:\Chem32\1\Data\30Apr19\42.D	Analyst: Adrian

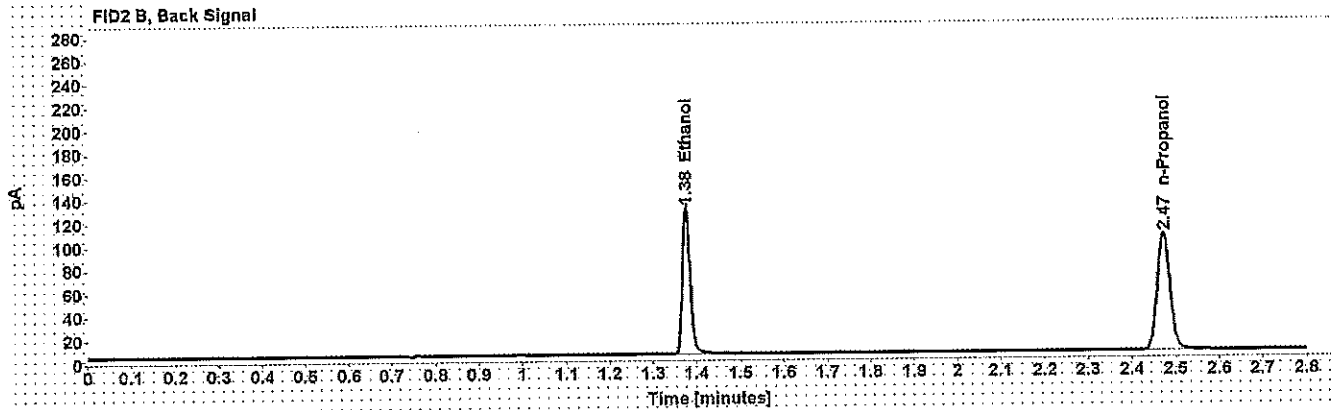
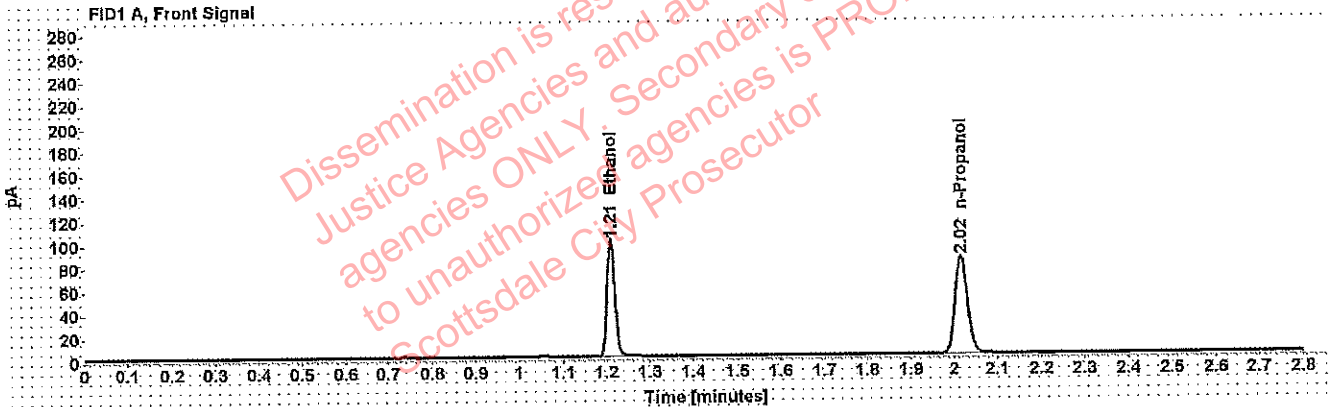


Table 1: FID 1 A (column DB-ALC1)

Compound	Amount (g/100mL)	Time (min)	Peak Area
>Ethanol	0.1995	1.210	127.008
n-Propanol	-----	2.017	166.815

Table 2: FID 2 B (column DB-ALC2)

Compound	Time (min)	Peak Area
Ethanol	1.376	158.765
n-Propanol	2.472	205.621

Scottsdale Police Department Crime Lab Volatiles Analysis

Sample: 28082014-B	Vial: 53
Description: 0.080	LIMS ID:
Method: ethanol quant.M	Sequence: 30Apr19
Instrument: US14173023 CN14160045	Injection date: 4/30/2019 9:26:42 PM
Data file: C:\Chem32\1\Data\30Apr19\53.D	Analyst: Adrian

WA

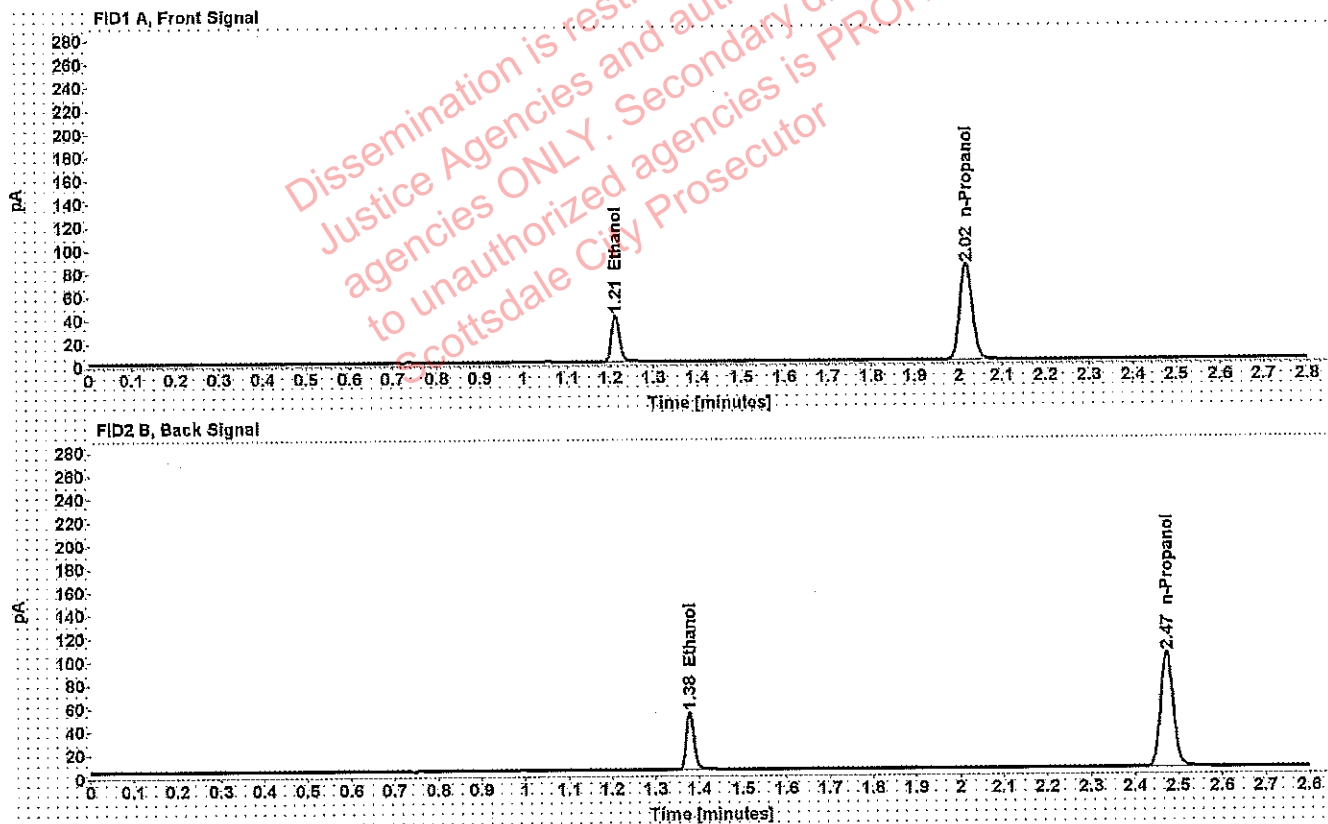


Table 1: FID 1 A (column DB-ALC1)

Compound	Amount (g/100mL)	Time (min)	Peak Area
>Ethanol	0.0820	1.211	50.754
n-Propanol	-----	2.017	164.105

Table 2: FID 2 B (column DB-ALC2)

Compound	Time (min)	Peak Area
Ethanol	1.378	62.862
n-Propanol	2.473	201.825

Scottsdale Police Department Crime Lab Volatiles Analysis

WA

Sample: 08012015-C	Vial: 56
Description: 0.400	LIMS ID:
Method: ethanol quant.M	Sequence: 30Apr19
Instrument: US14173023 CN14160045	Injection date: 4/30/2019 9:38:57 PM
Data file: C:\Chem32\1\Data\30Apr19\56.D	Analyst: Adrian

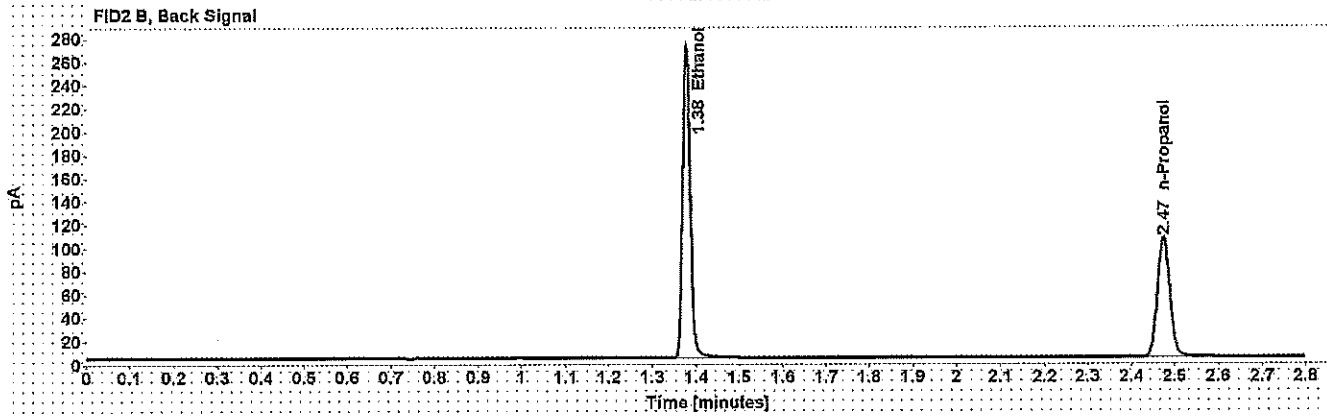
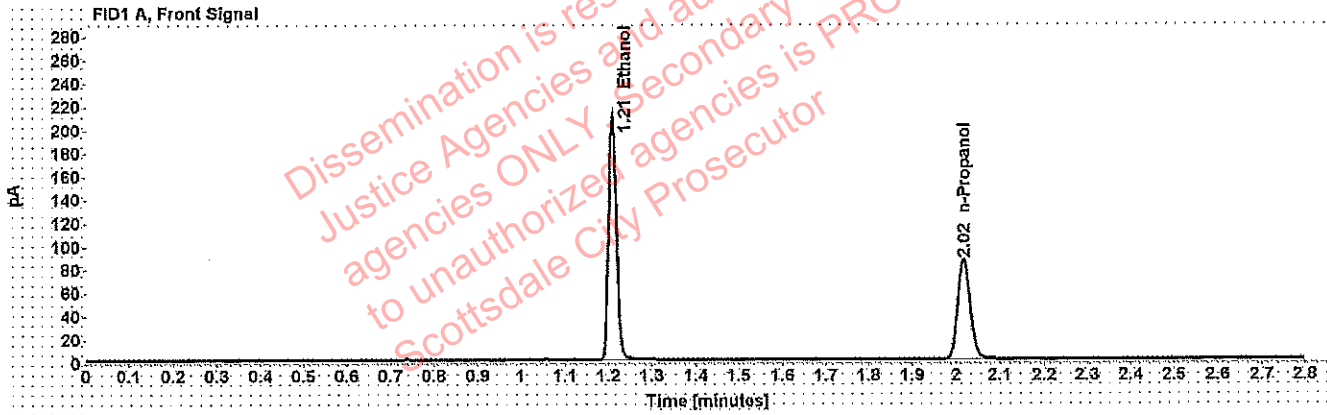


Table 1: FID 1 A (column DB-ALC1)

Compound	Amount (g/100mL)	Time (min)	Peak Area
>Ethanol	0.4085	1.210	266.625
n-Propanol	-----	2.017	170.351

Table 2: FID 2 B (column DB-ALC2)

Compound	Time (min)	Peak Area
Ethanol	1.377	334.460
n-Propanol	2.473	209.876

Scottsdale Police Department Crime Lab Volatiles Analysis

WV

Sample: 09022015-A	Vial: 57
Description: 0.040	LIMS ID:
Method: ethanol quant.M	Sequence: 30Apr19
Instrument: US14173023 CN14160045	Injection date: 4/30/2019 9:42:56 PM
Data file: C:\Chem32\1\Data\30Apr19\57.D	Analyst: Adrian

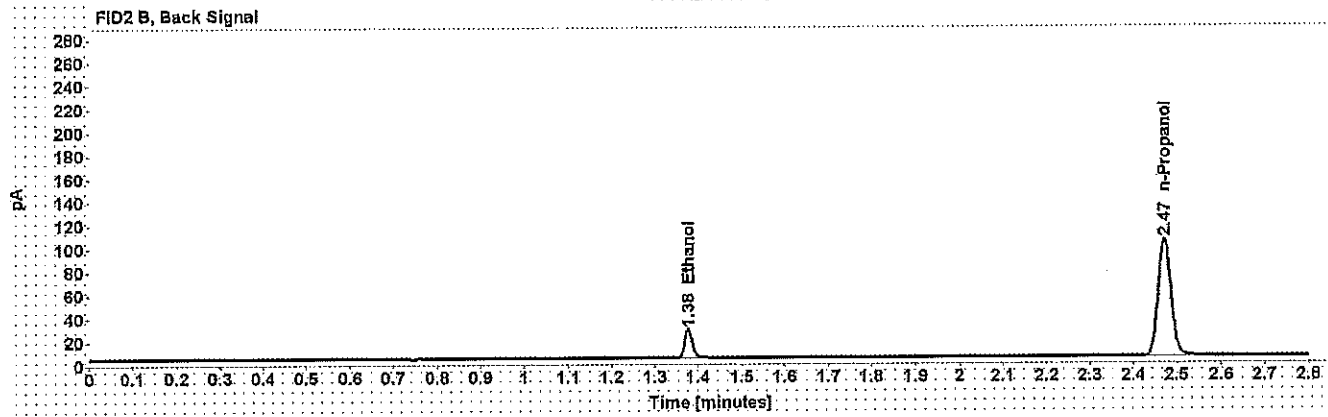
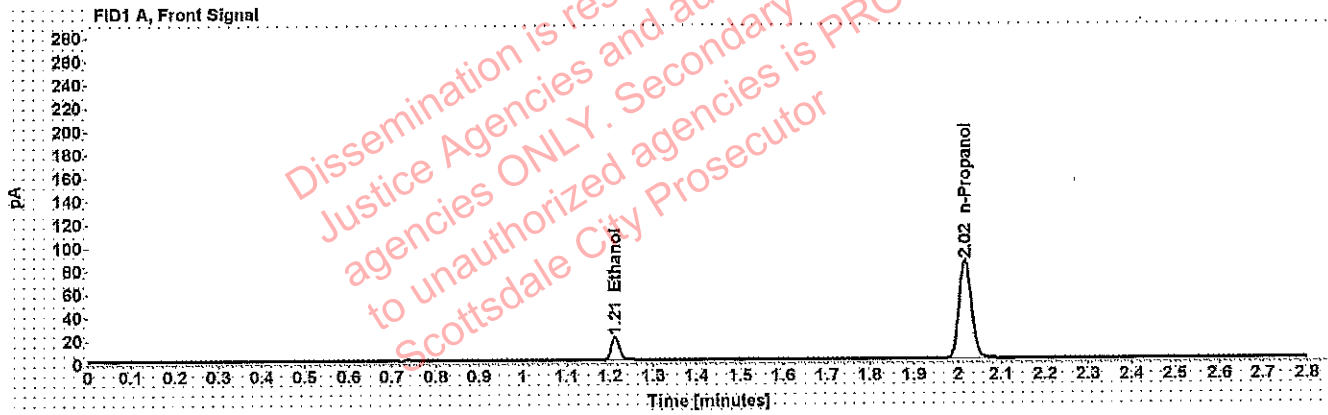


Table 1: FID 1 A (column DB-ALC1)

Compound	Amount (g/100mL)	Time (min)	Peak Area
>Ethanol	0.0407	1.211	25.240
n-Propanol	-----	2.017	167.725

Table 2: FID 2 B (column DB-ALC2)

Compound	Time (min)	Peak Area
Ethanol	1.377	31.206
n-Propanol	2.472	206.488

Scottsdale Police Department Crime Lab Volatiles Analysis

WA

Sample: 407041529/13	Vial: 58
Description: 0.198	LIMS ID:
Method: ethanol quant.M	Sequence: 30Apr19
Instrument: US14173023 CN14160045	Injection date: 4/30/2019 9:46:58 PM
Data file: C:\Chem32\1\Data\30Apr19\58.D	Analyst: Adrian

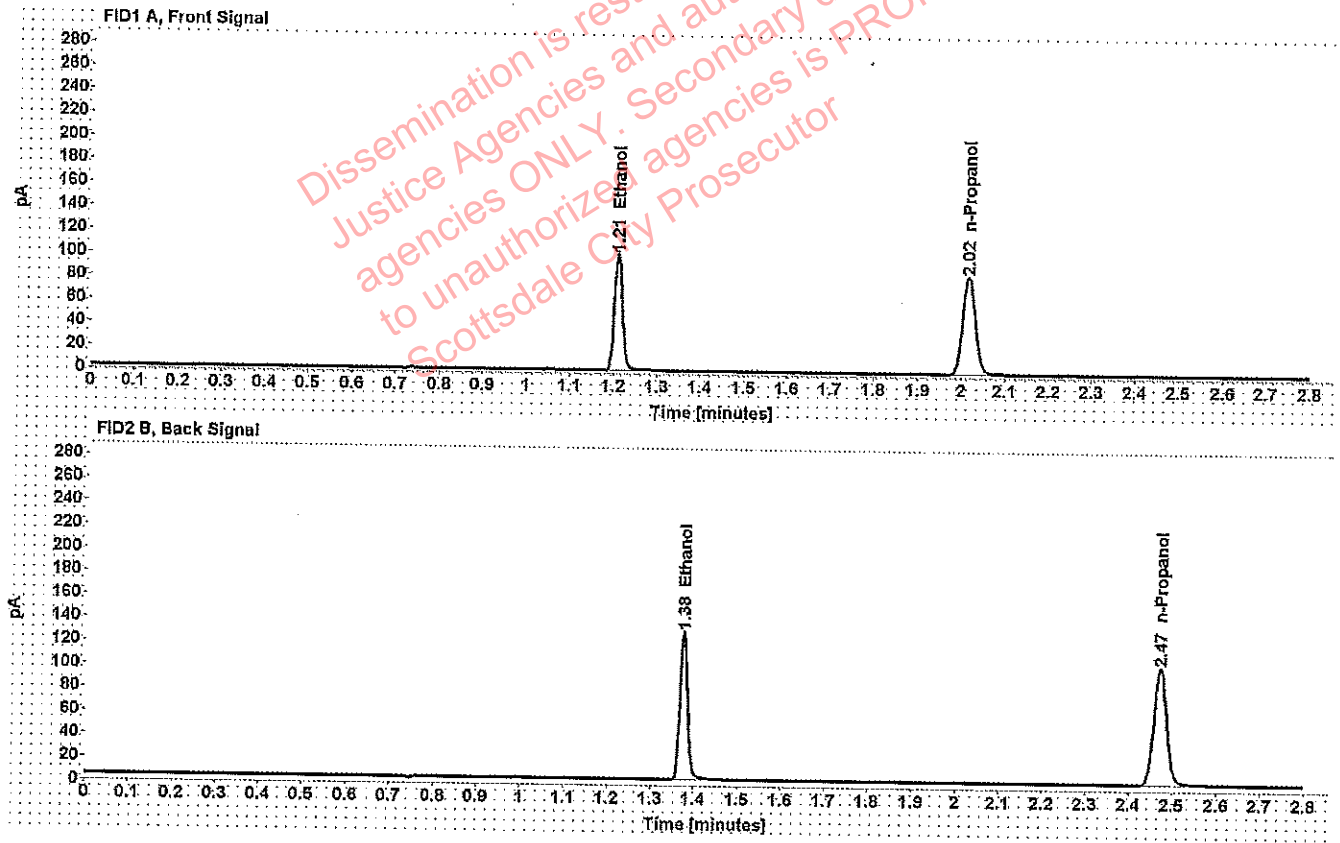


Table 1: FID 1 A (column DB-ALC1)

Compound	Amount (g/100mL)	Time (min)	Peak Area
>Ethanol	0.1996	1.210	127.414
n-Propanol	-----	2.017	167.272

Table 2: FID 2 B (column DB-ALC2)

Compound	Time (min)	Peak Area
Ethanol	1.376	159.448
n-Propanol	2.472	205.894

Scottsdale Police Department Crime Lab Volatiles Analysis

WA

Sample:	121118	Vial:	59
Description:	Negative	LIMS ID:	
Method:	ethanol quant.M	Sequence:	30Apr19
Instrument:	US14173023 CN14160045	Injection date:	4/30/2019 9:50:57 PM
Data file:	C:\Chem321\Data\30Apr19\59.D	Analyst:	Adrian

Dissemination is restricted to Criminal Justice Agencies and authorized personnel only. Secondary dissemination to unauthorized agencies is PROHIBITED. Scottsdale City Prosecutor

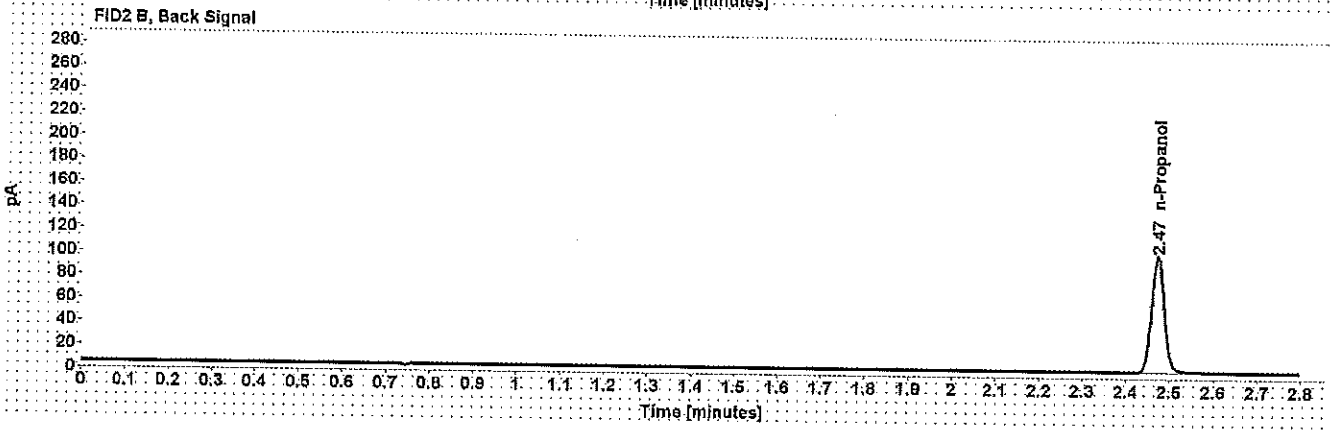
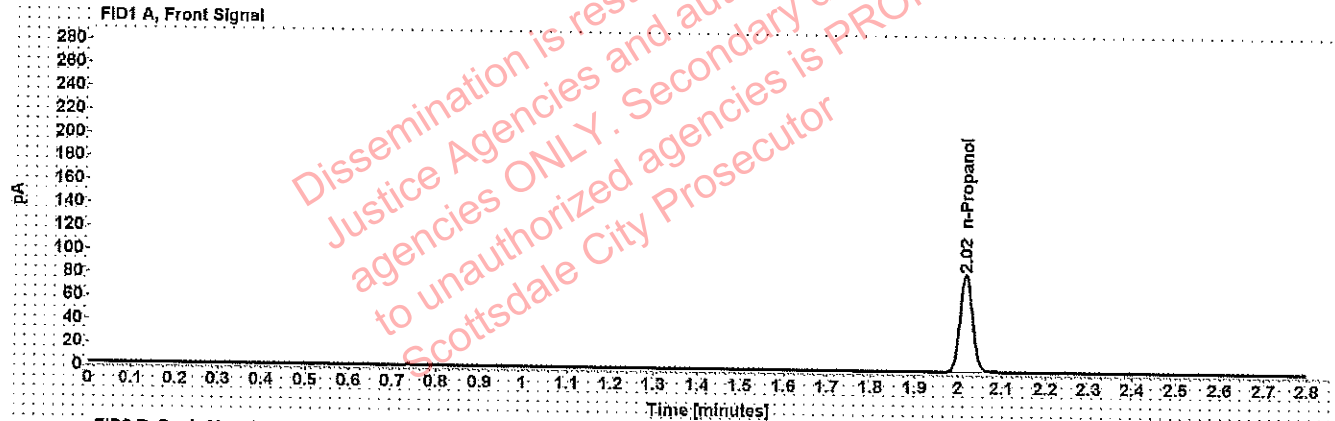


Table 1: FID 1 A (column DB-ALC1)

Compound	Amount (g/100mL)	Time (min)	Peak Area
n-Propanol	-----	2.017	166.564

Table 2: FID 2 B (column DB-ALC2)

Compound	Time (min)	Peak Area
n-Propanol	2.472	204.795

Sequence Summary

WA

Sequence name: 30Apr19 Instrument: US14173023 CN14160045 Analyst: Adrian

Vial	Sample	Description	Type	LIMS ID	Method
1	FN03241604	0.020 calibrator	Calibration		ethanol quant.M
2	FN06181501	0.100 calibrator	Calibration		ethanol quant.M
3	FN07201502	0.200 calibrator	Calibration		ethanol quant.M
4	FN11191402	0.400 calibrator	Calibration		ethanol quant.M
5	121118	Negative control	Control		ethanol quant.M
6	020917	Volatiles mix	Control		ethanol quant.M
7	08012015-C	0.400	Control		ethanol quant.M
8	09022015-A	0.040	Control		ethanol quant.M
9	407041529/13	0.198	Control		ethanol quant.M
10			Sample		ethanol quant.M
11			Sample		ethanol quant.M
12			Sample		ethanol quant.M
13			Sample		ethanol quant.M
14			Sample		ethanol quant.M
15			Sample		ethanol quant.M
16			Sample		ethanol quant.M
17			Sample		ethanol quant.M
18			Sample		ethanol quant.M
19			Sample		ethanol quant.M
20	28082014-B	0.080	Control		ethanol quant.M
21			Sample		ethanol quant.M
22			Sample		ethanol quant.M
23			Sample		ethanol quant.M
24			Sample		ethanol quant.M
25			Sample		ethanol quant.M
26			Sample		ethanol quant.M
27			Sample		ethanol quant.M
28			Sample		ethanol quant.M
29			Sample		ethanol quant.M
30			Sample		ethanol quant.M
31	09022015-C	0.150	Control		ethanol quant.M
32			Sample		ethanol quant.M
33			Sample		ethanol quant.M
34			Sample		ethanol quant.M
35			Sample		ethanol quant.M
36			Sample		ethanol quant.M
37			Sample		ethanol quant.M
38			Sample		ethanol quant.M
39			Sample		ethanol quant.M
40			Sample		ethanol quant.M
41			Sample		ethanol quant.M
42	407041529/13	0.198	Control		ethanol quant.M
43			Sample		ethanol quant.M
44			Sample		ethanol quant.M
45			Sample		ethanol quant.M
46			Sample		ethanol quant.M
47			Sample		ethanol quant.M

This document is restricted to Criminal Justice Agencies and authorized agencies only. Secondary dissemination to unauthorized agencies is PROHIBITED.

Sequence Summary

48	1264966		Sample		ethanol quant.M
49	1266968		Sample		ethanol quant.M
50	1266968		Sample		ethanol quant.M
51	1268270		Sample		ethanol quant.M
52	1268270		Sample		ethanol quant.M
53	28082014-B	0.080	Control		ethanol quant.M
54	1263961		Sample		ethanol quant.M
55	1263961		Sample		ethanol quant.M
56	08012015-C	0.400	Control		ethanol quant.M
57	09022015-A	0.040	Control		ethanol quant.M
58	407041529/13	0.198	Control		ethanol quant.M
59	121118	Negative	Control		ethanol quant.M

Dissemination is restricted to Criminal Justice Agencies and authorized agencies only. Secondary dissemination to unauthorized agencies is PROHIBITED.
 Scottsdale City Prosecutor's Office

Scottsdale Police Department Crime Laboratory Summary of Cases

SEQUENCE NAME: 30Apr19

ANALYST: Adrian WAX

Vials	Test 1 (g/dL)	Test 2 (g/dL)	Mean (g/dL)	Percent Difference*	Absolute Difference (g/dL)*
10 11	0.1610	0.1596	0.16030	0.44	0.00070
12 13	0.1988	0.2006	0.19970	0.45	0.00090
14 15	0.2714	0.2600	0.26570	2.15	0.00570
16 17	0.1813	0.1820	0.18165	0.19	0.00035
18 19	0.1930	0.1932	0.19310	0.05	0.00010
21 22	0.1683	0.1664	0.16835	0.03	0.00005
23 24	0.1566	0.1567	0.15665	0.03	0.00005
25 26	0.1069	0.1058	0.10635	0.52	0.00055
27 28	0.1432	0.1434	0.14330	0.07	0.00010
29 30	0.1814	0.1823	0.18185	0.25	0.00045
32 33	0.1854	0.1848	0.18510	0.16	0.00030
34 35	0.2103	0.2072	0.20875	0.74	0.00155
36 37	0.0562	0.0561	0.05615	0.09	0.00005
38 39	0.1943	0.1954	0.19485	0.28	0.00055
40 41	0.2301	0.2297	0.22990	0.09	0.00020
43 44	0.1214	0.1213	0.12135	0.04	0.00005
45 46	0.1109	0.1108	0.11085	0.05	0.00005
47 48	0.3141	0.3169	0.31550	0.44	0.00140
49 50	0.1956	0.1958	0.19570	0.05	0.00010
51 52	0.2472	0.2471	0.24715	0.02	0.00005
54 55	0.1760	0.1766	0.17630	0.17	0.00030

*Calculated differences are differences from the mean of the two results.

Adrian, William - (01-May-2019)

Case: User: wadrian 5/1/2019

Scottsdale Police Department Crime Lab Volatiles Analysis

Sample:		Vial:	10
Description:		LIMS ID:	
Method:	ethanol quant.M	Sequence:	30Apr19
Instrument:	US14173023 CN14160045	Injection date:	4/30/2019 6:32:58 PM
Data file:	C:\Chem32\1\Data\30Apr19\10.D	Analyst:	Adrian

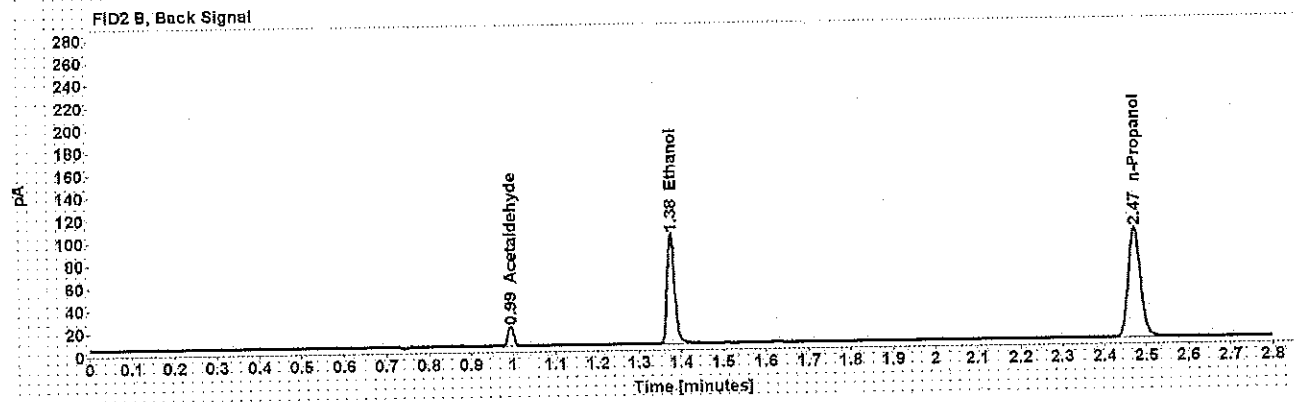
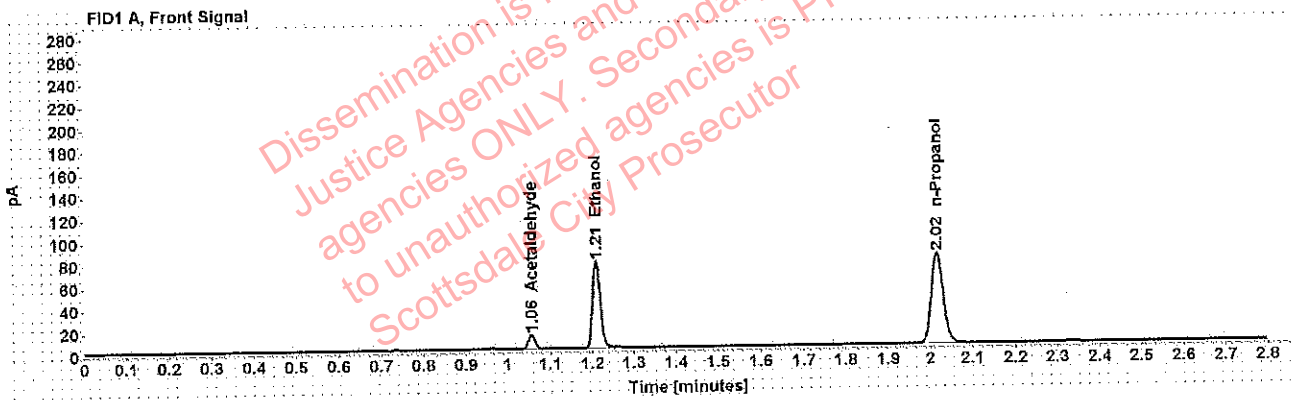


Table 1: FID 1 A (column DB-ALC1)

Compound	Amount (g/100mL)	Time (min)	Peak Area
Acetaldehyde	-----	1.055	13.021
>Ethanol	0.1610	1.210	98.276
n-Propanol	-----	2.017	160.242

Table 2: FID 2 B (column DB-ALC2)

Compound	Time (min)	Peak Area
Acetaldehyde	0.994	16.877
Ethanol	1.376	121.801
n-Propanol	2.472	197.764

██████████: Adrian, William - (01-May-2019)

Case: ██████████ User: wadrian 5/1/2019

Scottsdale Police Department Crime Lab Volatiles Analysis

Sample:	██████████	Vial:	11
Description:	██████████	LIMS ID:	██████████
Method:	ethanol quant.M	Sequence:	30Apr19
Instrument:	US14173023 CN14160045	Injection date:	4/30/2019 6:36:56 PM
Data file:	C:\Chem32\1\Data\30Apr19\11.D	Analyst:	Adrian

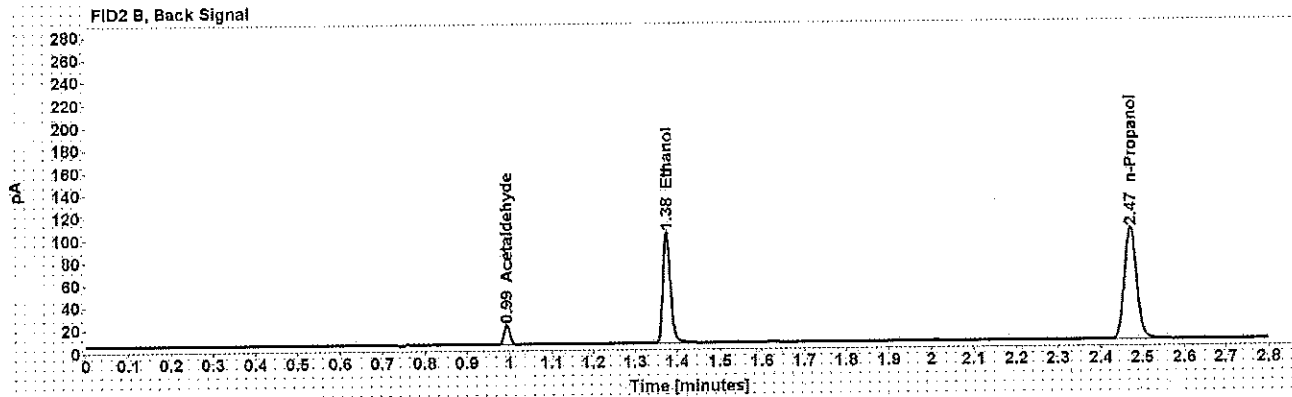
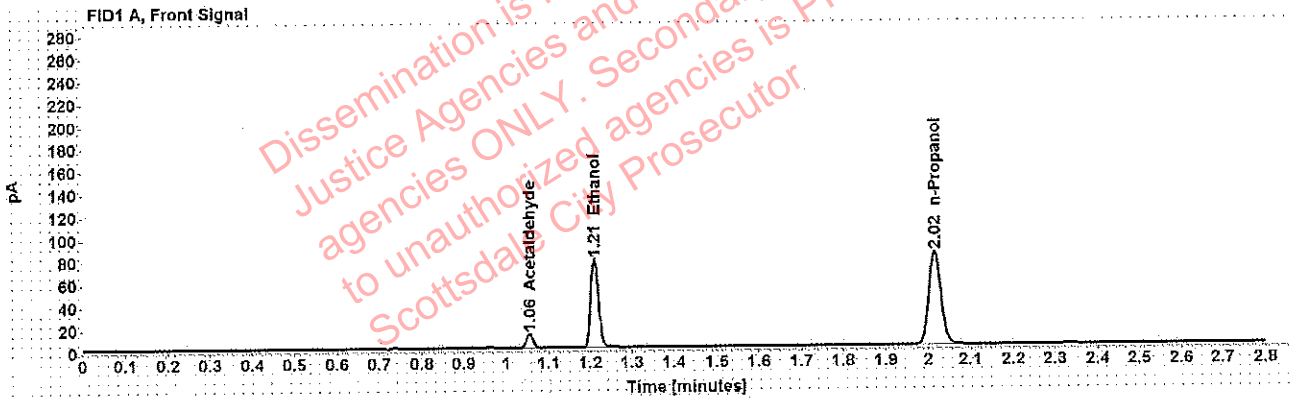


Table 1: FID 1 A (column DB-ALC1)

Compound	Amount (g/100mL)	Time (min)	Peak Area
Acetaldehyde	-----	1.055	13.328
>Ethanol	0.1596	1.209	100.129
n-Propanol	-----	2.016	164.729

Table 2: FID 2 B (column DB-ALC2)

Compound	Time (min)	Peak Area
Acetaldehyde	0.993	17.186
Ethanol	1.375	124.085
n-Propanol	2.471	203.559

Adrian, William - (18-Apr-2019)

Adrian, William - (18-Apr-2019)

Case: User: wadrian 4/18/2019

Scottsdale Police Department Crime Lab Volatiles Analysis

Sample:		Item number:	1264044
Injection date:	4/17/2019 4:37:31 PM	Vial:	12
Method:	ethanol quant.M	Sequence:	17Apr19
Instrument:	US14173023 CN14160045	Analyst:	Adrian
Data file:	C:\Chem32\1\Data\17Apr19\12.D		

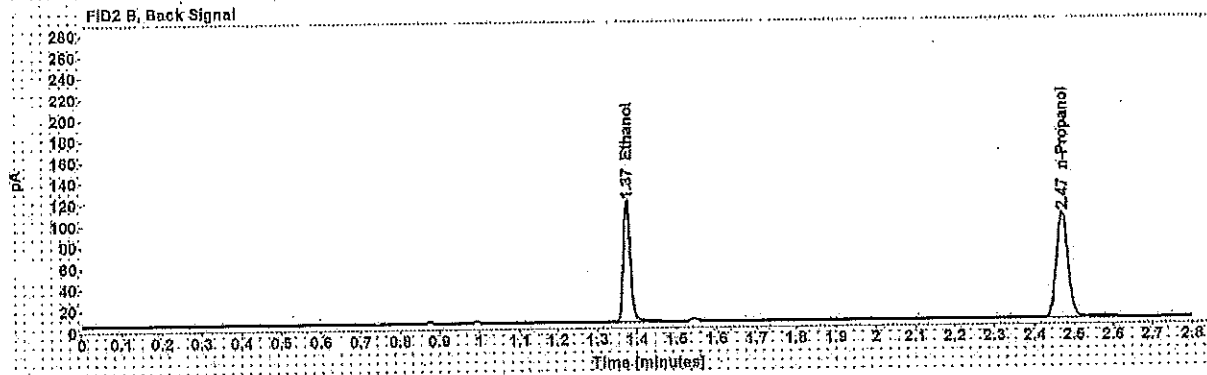
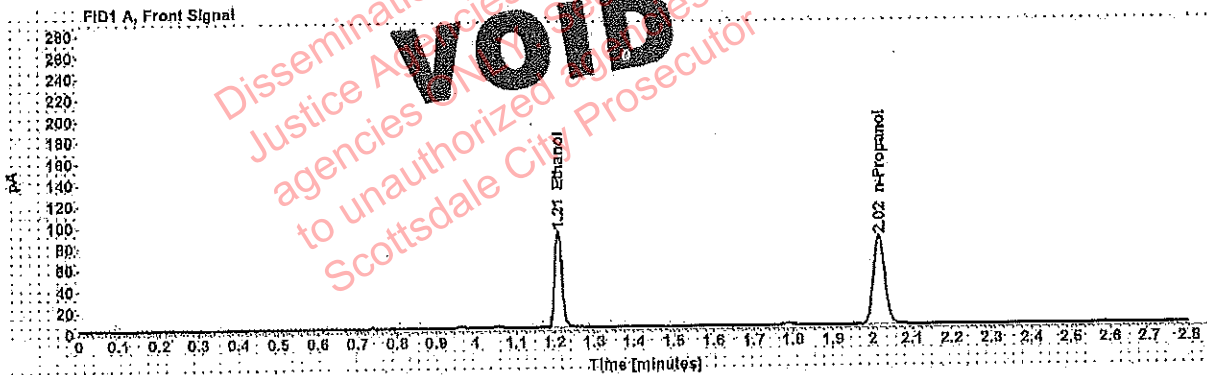


Table 1: FID 1 A (column DB-ALC1)

Compound	Amount (g/100mL)	Time (min)	Peak Area
>Ethanol	0.1831	1.209	116.041
n-Propanol	-----	2.016	166.927

Table 2: FID 2 B (column DB-ALC2)

Compound	Time (min)	Peak Area
Ethanol	1.374	144.106
n-Propanol	2.470	204.842

Adrian, William - (18-Apr-2019)

Adrian, William - (18-Apr-2019)

Case User: wadrian 4/18/2019

Scottsdale Police Department Crime Lab Volatiles Analysis

Sample:		Item number:	1264044
Injection date:	4/17/2019 4:41:46 PM	Vial:	13
Method:	ethanol quant.M	Sequence:	17Apr19
Instrument:	US14173023 CN14160045	Analyst:	Adrian
Data file:	C:\Chem32\1\Data\17Apr19\13.D		

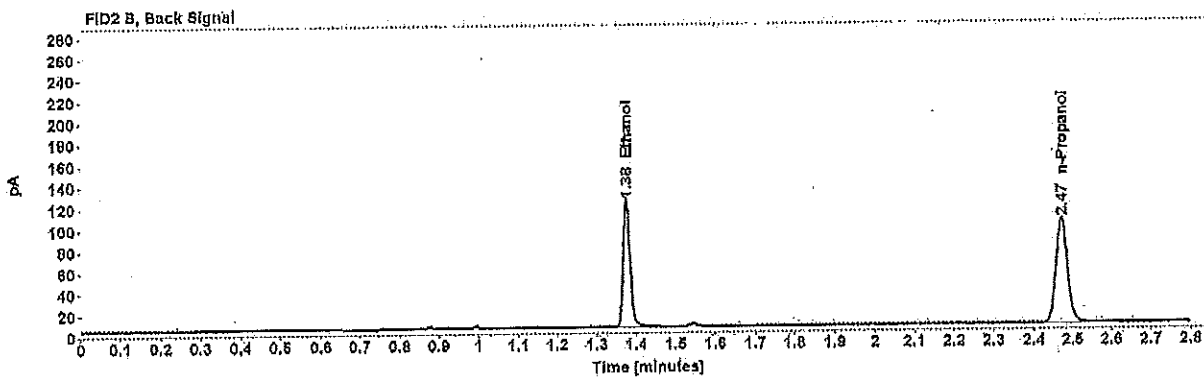
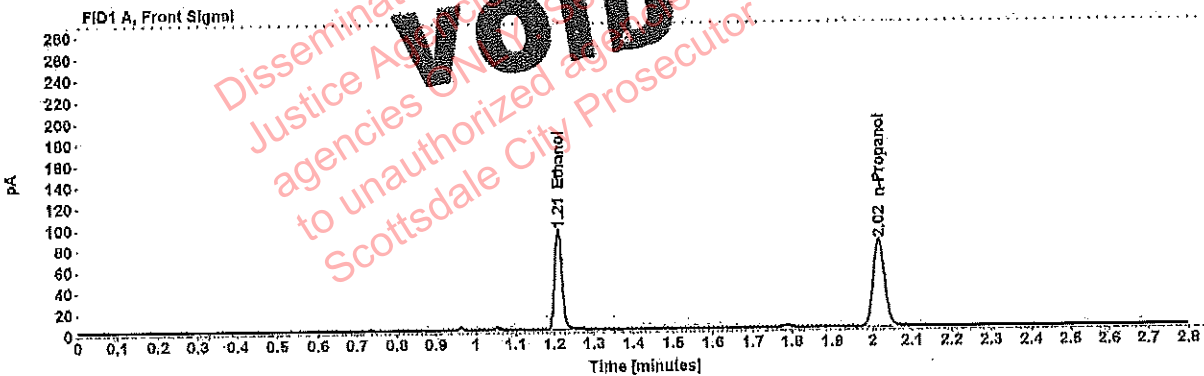


Table 1: FID 1 A (column DB-ALC1)

Compound	Amount (g/100mL)	Time (min)	Peak Area
>Ethanol	0.1921	1.209	120.768
n-Propanol	-----	2.016	165.580

Table 2: FID 2 B (column DB-ALC2)

Compound	Time (min)	Peak Area
Ethanol	1.375	150.582
n-Propanol	2.471	203.057

Adrian, William - (01-May-2019)

Case: [REDACTED] User: wadrian 5/1/2019

Scottsdale Police Department Crime Lab Volatiles Analysis

Sample:	[REDACTED]	Vial:	12
Description:	[REDACTED]	LIMS ID:	[REDACTED]
Method:	ethanol quant.M	Sequence:	30Apr19
Instrument:	US14173023 CN14160045	Injection date:	4/30/2019 6:40:56 PM
Data file:	C:\Chem32\1\Data\30Apr19\12.D	Analyst:	Adrian

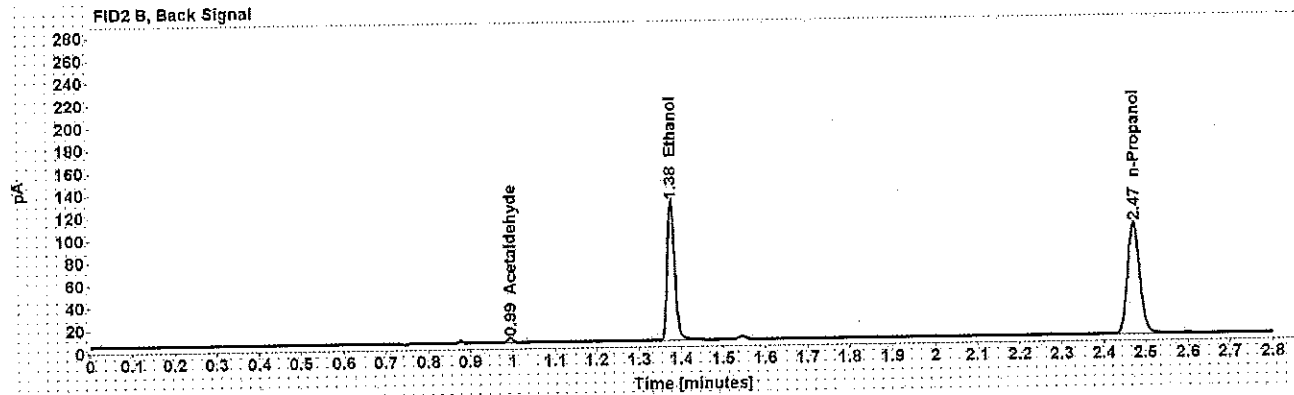
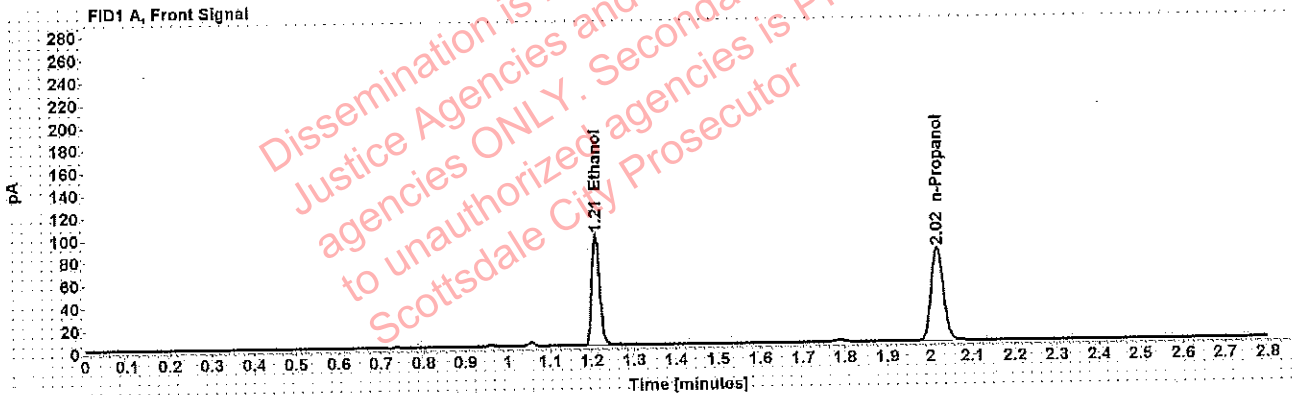


Table 1: FID 1 A (column DB-ALC1)

Compound	Amount (g/100mL)	Time (min)	Peak Area
>Ethanol	0.1988	1.210	125.000
n-Propanol	-----	2.017	164.794

Table 2: FID 2 B (column DB-ALC2)

Compound	Time (min)	Peak Area
Acetaldehyde	0.994	3.993
Ethanol	1.376	155.433
n-Propanol	2.472	203.535

Adrian, William - (01-May-2019)

Case: [REDACTED] User: wadrian 5/1/2019

Scottsdale Police Department Crime Lab Volatiles Analysis

Sample:	[REDACTED]	Vial:	13
Description:	[REDACTED]	LIMS ID:	[REDACTED]
Method:	ethanol quant.M	Sequence:	30Apr19
Instrument:	US14173023 CN14160045	Injection date:	4/30/2019 6:45:12 PM
Data file:	C:\Chem32\1\1\Data\30Apr19\13.D	Analyst:	Adrian

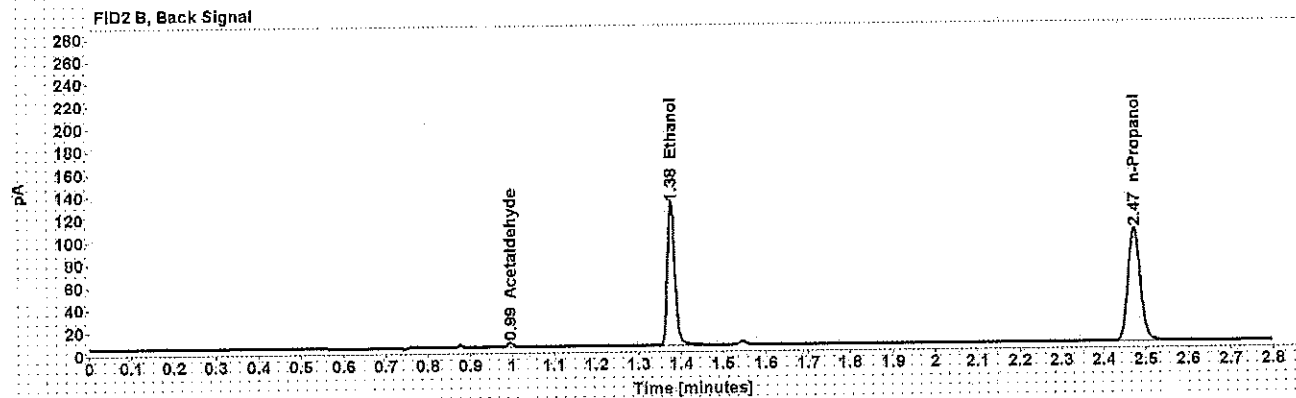
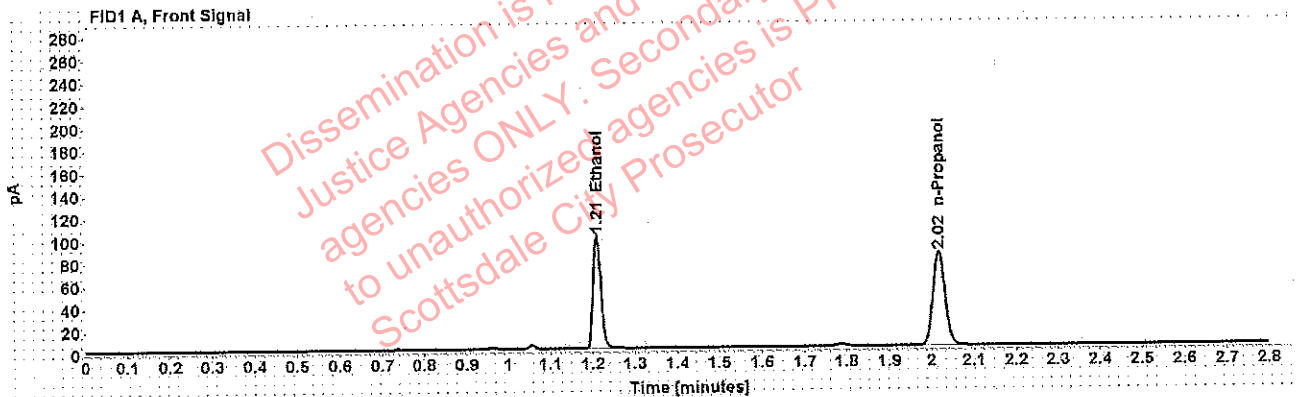


Table 1: FID 1 A (column DB-ALC1)

Compound	Amount (g/100mL)	Time (min)	Peak Area
>Ethanol	0.2006	1.210	127.278
n-Propanol	-----	2.017	166.239

Table 2: FID 2 B (column DB-ALC2)

Compound	Time (min)	Peak Area
Acetaldehyde	0.994	3.925
Ethanol	1.377	157.465
n-Propanol	2.472	205.264

Adrian, William - (01-May-2019)

Case: [REDACTED] User: wadrian 5/1/2019

Scottsdale Police Department Crime Lab Volatiles Analysis

Sample:	[REDACTED]	Vial:	14
Description:	[REDACTED]	LIMS ID:	[REDACTED]
Method:	ethanol quant.M	Sequence:	30Apr19
Instrument:	US14173023 CN14160045	Injection date:	4/30/2019 6:49:13 PM
Data file:	C:\Chem32\1\Data\30Apr19\14.D	Analyst:	Adrian

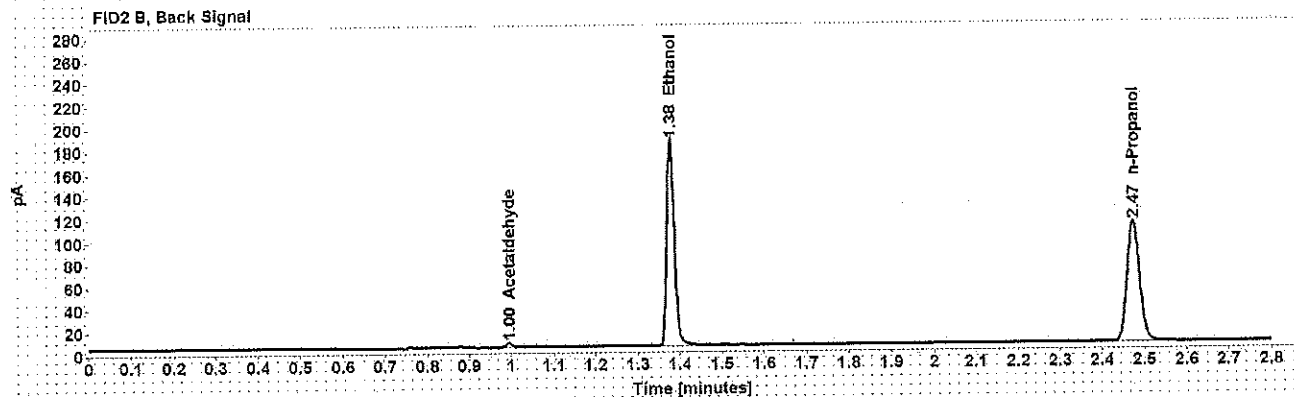
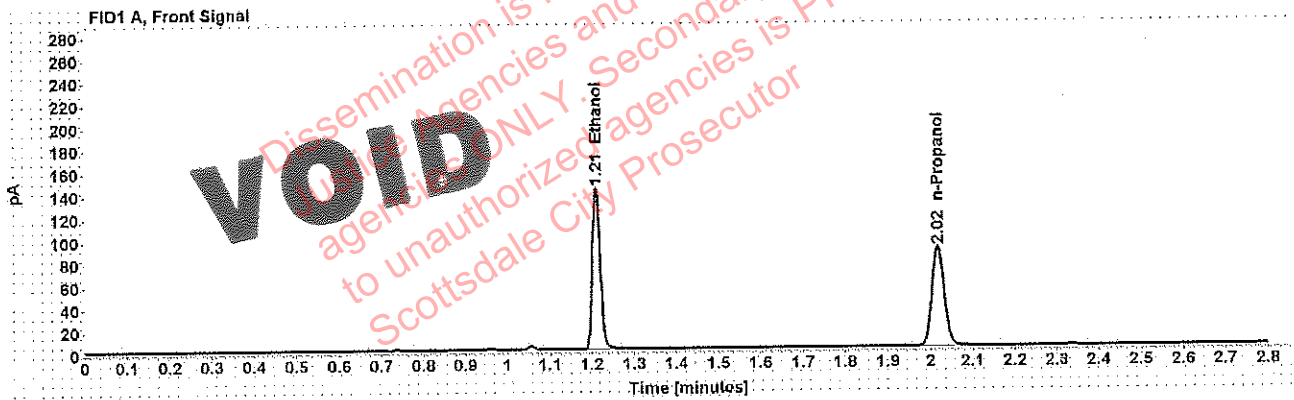


Table 1: FID 1 A (column DB-ALC1)

Compound	Amount (g/100mL)	Time (min)	Peak Area
>Ethanol	0.2714	1.211	183.614
n-Propanol	-----	2.018	176.954

Table 2: FID 2 B (column DB-ALC2)

Compound	Time (min)	Peak Area
Acetaldehyde	0.995	3.753
Ethanol	1.378	230.386
n-Propanol	2.474	217.635

Scottsdale Police Department Crime Lab Volatiles Analysis

Sample:	[REDACTED]	Vial:	15
Description:	[REDACTED]	LIMS ID:	[REDACTED]
Method:	ethanol quant.M	Sequence:	30Apr19
Instrument:	US14173023 CN14160045	Injection date:	4/30/2019 6:53:11 PM
Data file:	C:\Chem32\1\Data\30Apr19\15.D	Analyst:	Adrian

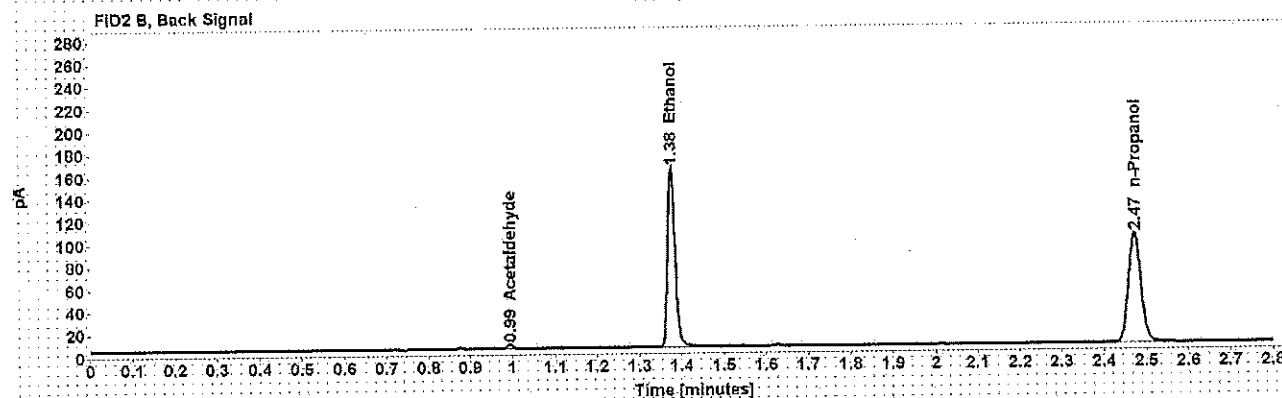
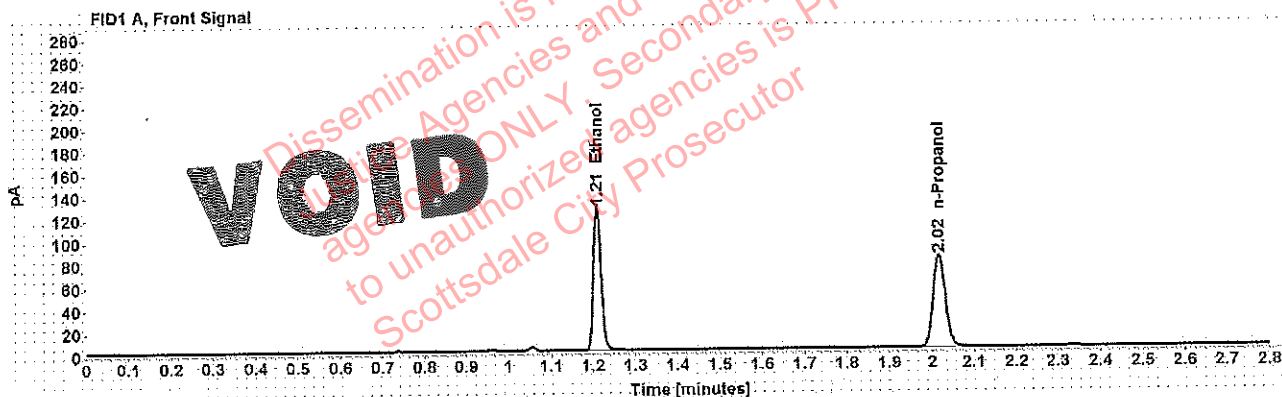


Table 1: FID 1 A (column DB-ALC1)

Compound	Amount (g/100mL)	Time (min)	Peak Area
>Ethanol	0.2600	1.210	160.681
n-Propanol	-----	2.017	161.650

Table 2: FID 2 B (column DB-ALC2)

Compound	Time (min)	Peak Area
Acetaldehyde	0.994	4.011
Ethanol	1.376	201.765
n-Propanol	2.472	198.810

Adrian, William - (01-May-2019)

Case: [REDACTED] User: wadrian 5/1/2019

Scottsdale Police Department Crime Lab Volatiles Analysis

Sample:	[REDACTED]	Vial:	16
Description:	[REDACTED]	LIMS ID:	[REDACTED]
Method:	ethanol quant.M	Sequence:	30Apr19
Instrument:	US14173023 CN14160045	Injection date:	4/30/2019 6:57:11 PM
Data file:	C:\Chem32\1\Data\30Apr19\16.D	Analyst:	Adrian

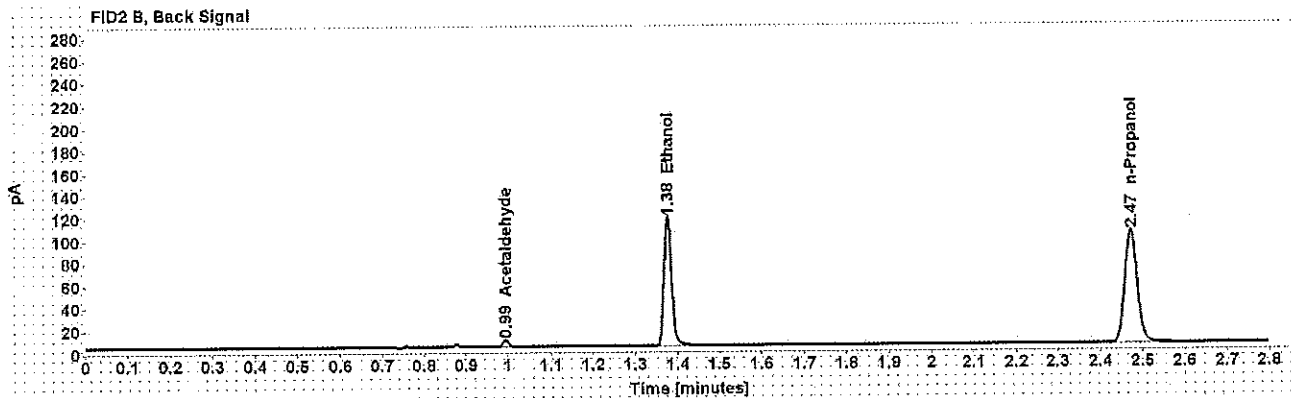
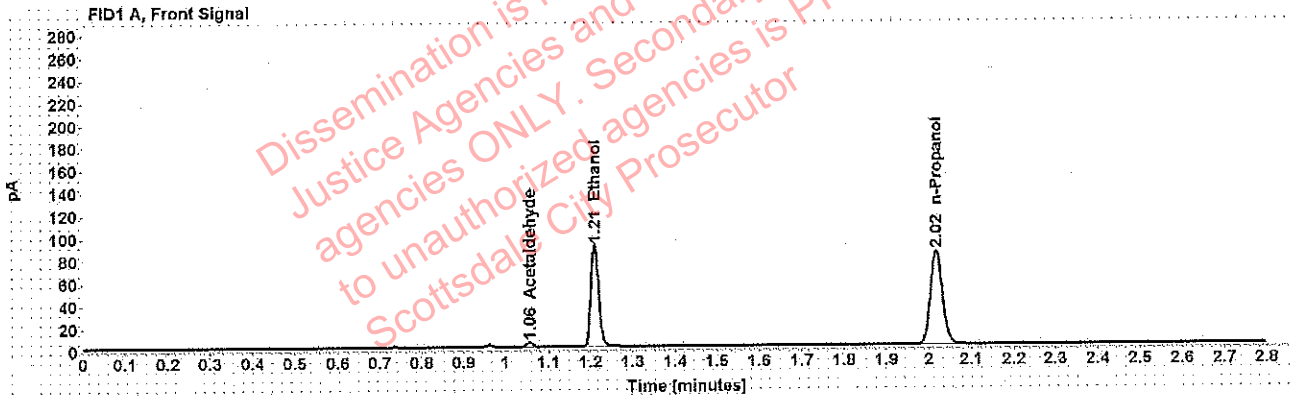


Table 1: FID 1 A (column DB-ALC1)

Compound	Amount (g/100mL)	Time (min)	Peak Area
Acetaldehyde	-----	1.056	4.350
>Ethanol	0.1813	1.210	115.423
n-Propanol	-----	2.017	166.967

Table 2: FID 2 B (column DB-ALC2)

Compound	Time (min)	Peak Area
Acetaldehyde	0.994	5.685
Ethanol	1.376	142.905
n-Propanol	2.472	204.319

Adrian, William - (01-May-2019)

Case: [REDACTED] User: wadrian 5/1/2019

Scottsdale Police Department Crime Lab Volatiles Analysis

Sample:	[REDACTED]	Vial:	17
Description:	[REDACTED]	LIMS ID:	[REDACTED]
Method:	ethanol quant.M	Sequence:	30Apr19
Instrument:	US14173023 CN14160045	Injection date:	4/30/2019 7:01:11 PM
Data file:	C:\Chem32\1\Data\30Apr19\17.D	Analyst:	Adrian

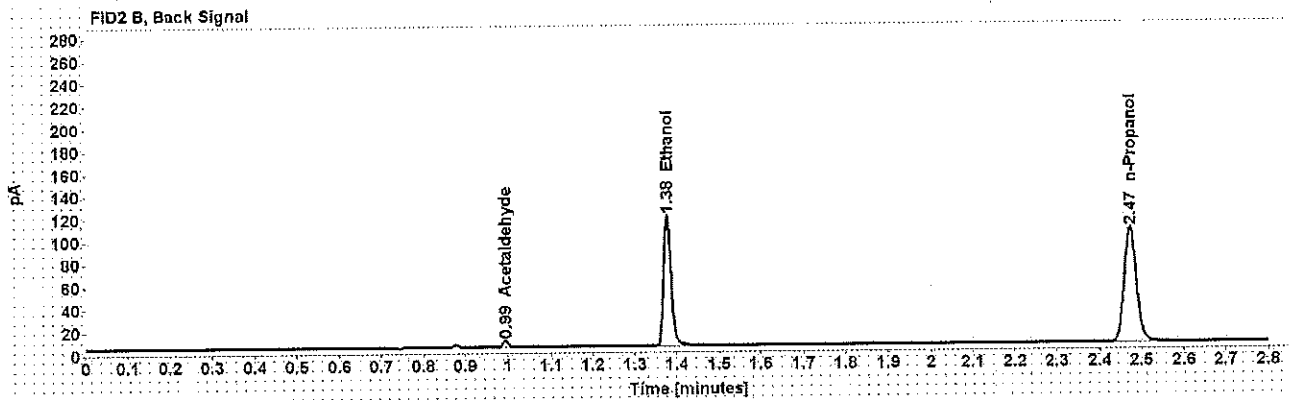
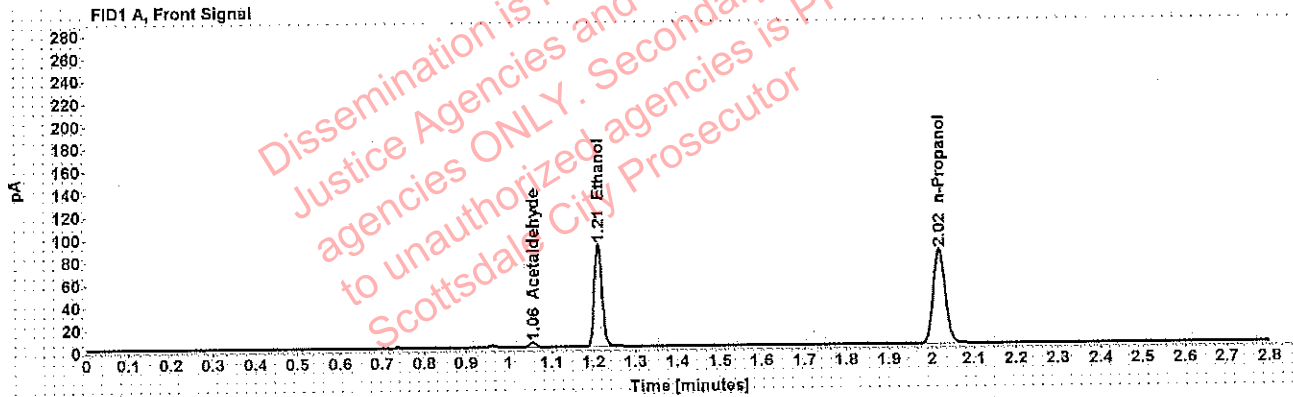


Table 1: FID 1 A (column DB-ALC1)

Compound	Amount (g/100mL)	Time (min)	Peak Area
Acetaldehyde	-----	1.056	4.280
>Ethanol	0.1820	1.211	116.573
n-Propanol	-----	2.018	167.992

Table 2: FID 2 B (column DB-ALC2)

Compound	Time (min)	Peak Area
Acetaldehyde	0.995	5.588
Ethanol	1.377	145.177
n-Propanol	2.473	206.100

Scottsdale Police Department Crime Lab Volatiles Analysis

Sample:	[REDACTED]	Vial:	18
Description:	[REDACTED]	LIMS ID:	[REDACTED]
Method:	ethanol quant.M	Sequence:	30Apr19
Instrument:	US14173023 CN14160045	Injection date:	4/30/2019 7:05:12 PM
Data file:	C:\Chem32\1\Data\30Apr19\18.D	Analyst:	Adrian

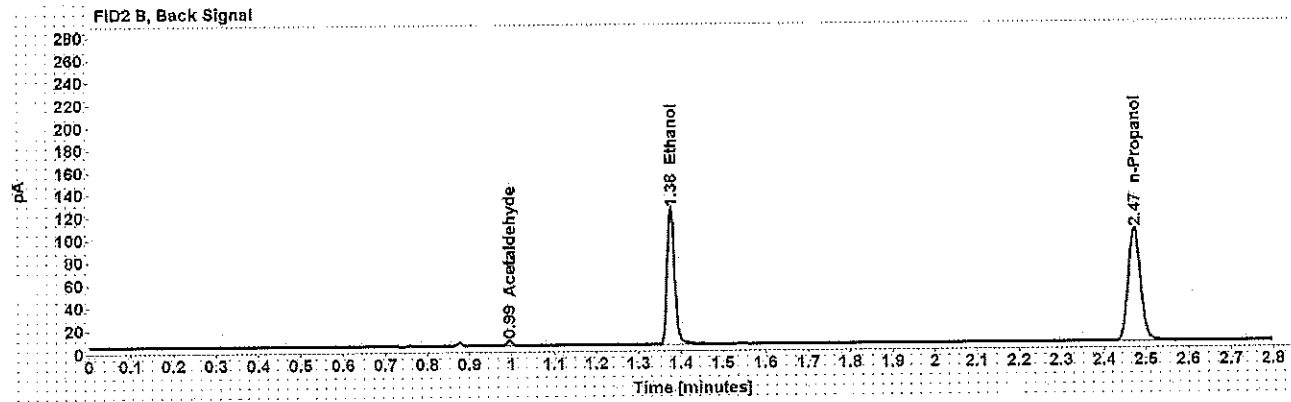
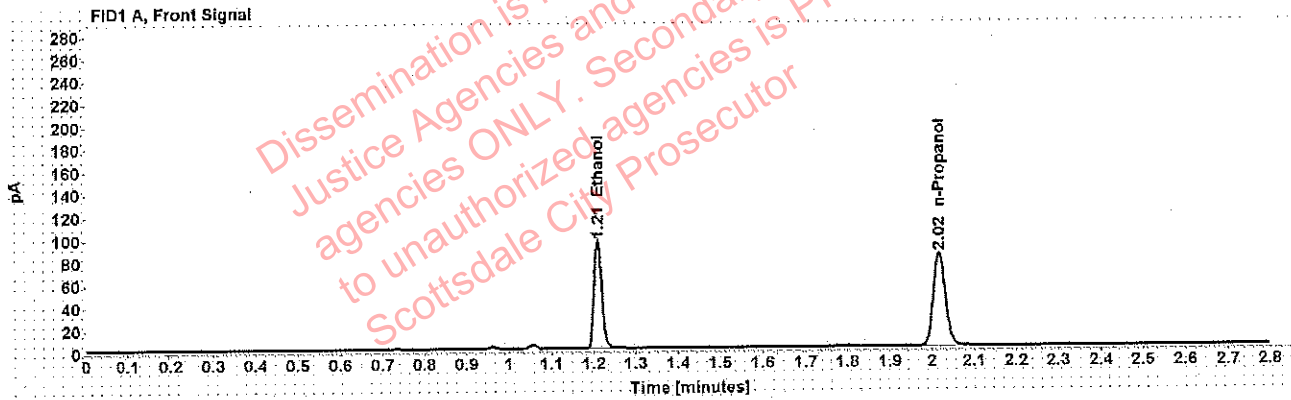


Table 1: FID 1 A (column DB-ALC1)

Compound	Amount (g/100mL)	Time (min)	Peak Area
>Ethanol	0.1930	1.210	121.277
n-Propanol	-----	2.017	164.749

Table 2: FID 2 B (column DB-ALC2)

Compound	Time (min)	Peak Area
Acetaldehyde	0.994	4.368
Ethanol	1.376	150.450
n-Propanol	2.472	202.408

Adrian, William - (01-May-2019)

Case: User: wadrian 5/1/2019

Scottsdale Police Department Crime Lab Volatiles Analysis

Sample:		Vial:	19
Description:		LIMS ID:	
Method:	ethanol quant.M	Sequence:	30Apr19
Instrument:	US14173023 CN14160045	Injection date:	4/30/2019 7:09:26 PM
Data file:	C:\Chem32\1\Data\30Apr19\19.D	Analyst:	Adrian

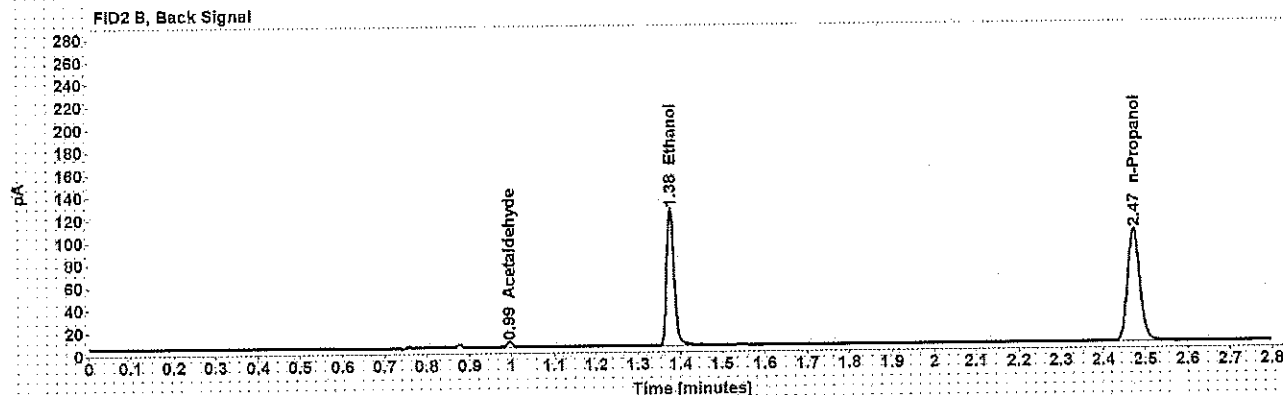
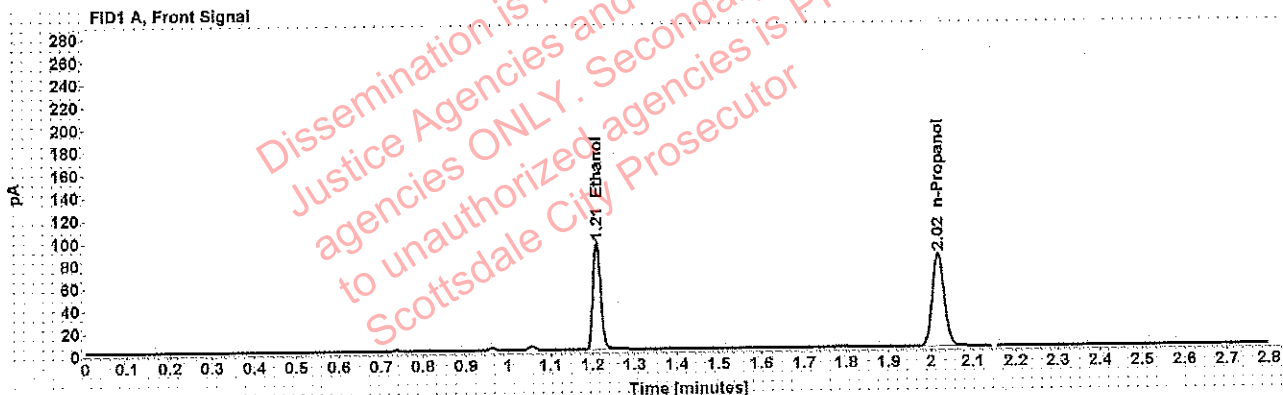


Table 1: FID 1 A (column DB-ALC1)

Compound	Amount (g/100mL)	Time (min)	Peak Area
>Ethanol	0.1932	1.210	122.103
n-Propanol	-----	2.017	165.666

Table 2: FID 2 B (column DB-ALC2)

Compound	Time (min)	Peak Area
Acetaldehyde	0.994	4.430
Ethanol	1.376	151.741
n-Propanol	2.472	203.576

Scottsdale Police Department Crime Lab Volatiles Analysis

Sample:	[REDACTED]	Vial:	21
Description:	[REDACTED]	LIMS ID:	[REDACTED]
Method:	ethanol quant.M	Sequence:	30Apr19
Instrument:	US14173023 CN14160045	Injection date:	4/30/2019 7:17:26 PM
Data file:	C:\Chem32\1\Data\30Apr19\21.D	Analyst:	Adrian

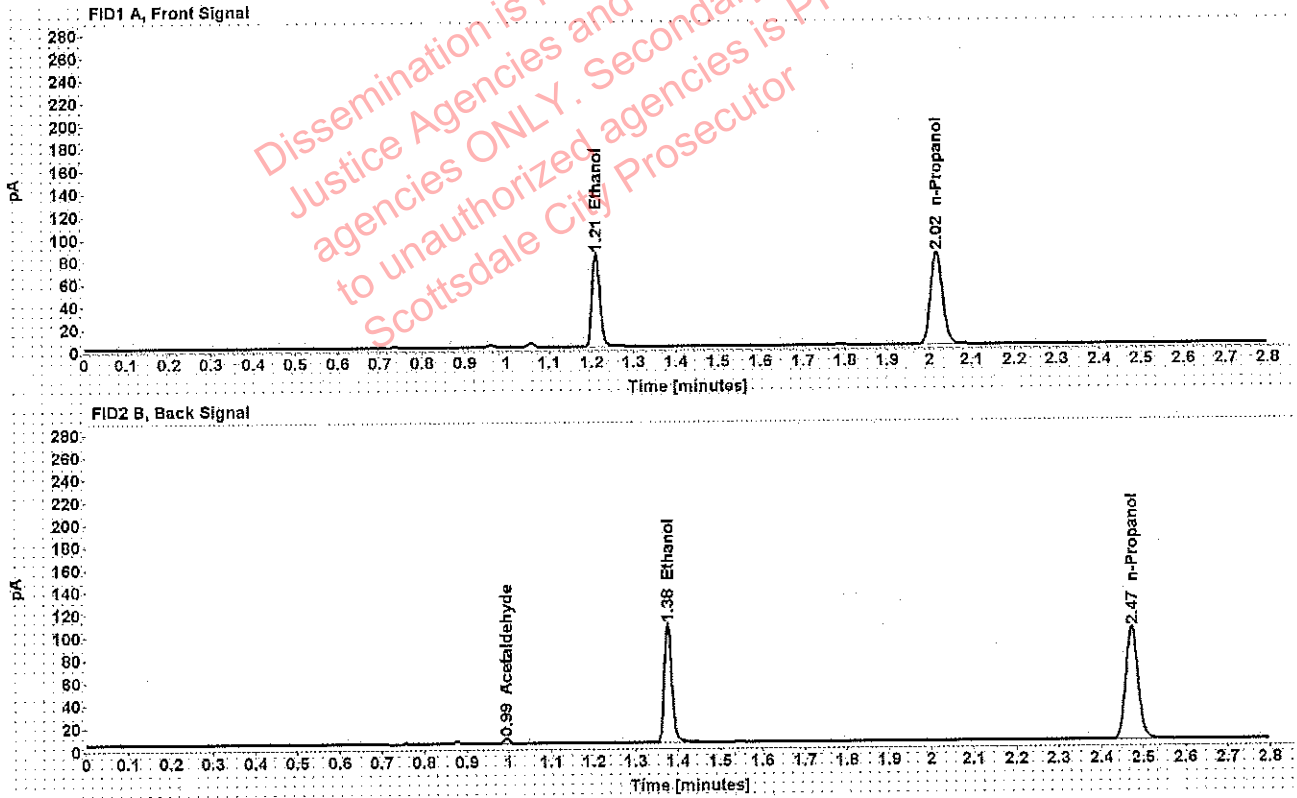


Table 1: FID 1 A (column DB-ALC1)

Compound	Amount (g/100mL)	Time (min)	Peak Area
>Ethanol	0.1683	1.210	105.573
n-Propanol	-----	2.017	164.618

Table 2: FID 2 B (column DB-ALC2)

Compound	Time (min)	Peak Area
Acetaldehyde	0.994	4.528
Ethanol	1.376	130.417
n-Propanol	2.472	202.641

Case: [REDACTED] : Adrian, William - (01-May-2019)
 User: wadrian 5/1/2019

Scottsdale Police Department Crime Lab Volatiles Analysis

Sample:	[REDACTED]	Vial:	22
Description:	[REDACTED]	LIMS ID:	[REDACTED]
Method:	ethanol quant.M	Sequence:	30Apr19
Instrument:	US14173023 CN14160045	Injection date:	4/30/2019 7:21:27 PM
Data file:	C:\Chem32\11\Data\30Apr19\22.D	Analyst:	Adrian

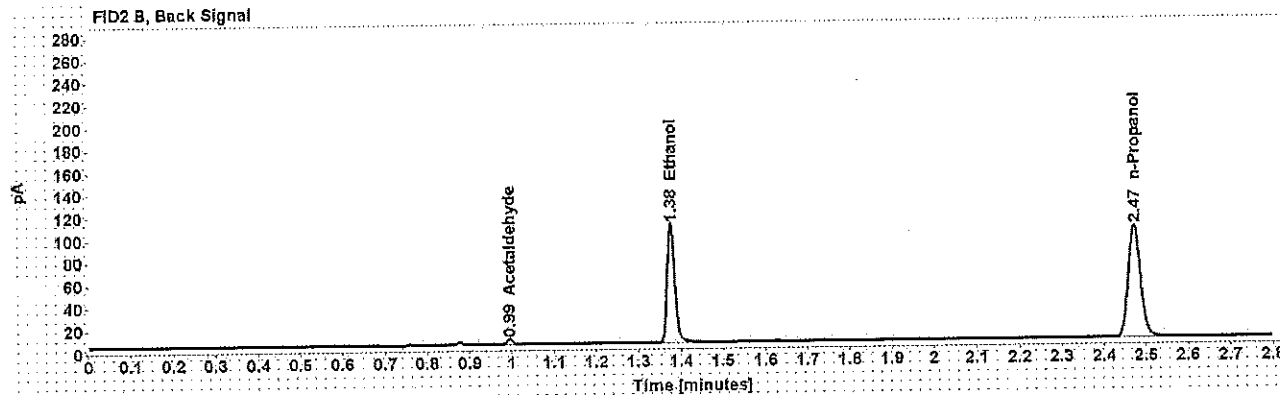
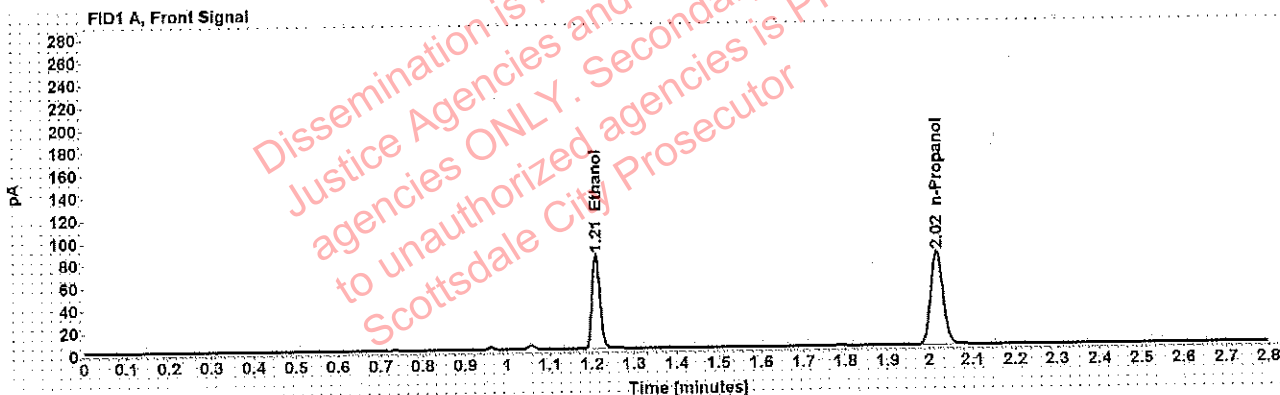


Table 1: FID 1 A (column DB-ALC1)

Compound	Amount (g/100mL)	Time (min)	Peak Area
>Ethanol	0.1684	1.210	106.237
n-Propanol	-----	2.017	165.535

Table 2: FID 2 B (column DB-ALC2)

Compound	Time (min)	Peak Area
Acetaldehyde	0.994	4.441
Ethanol	1.376	131.874
n-Propanol	2.472	203.603

Adrian, William - (01-May-2019)

Case: [REDACTED] User: wadrian 5/1/2019

Scottsdale Police Department Crime Lab Volatiles Analysis

Sample:	[REDACTED]	Vial:	23
Description:	[REDACTED]	LIMS ID:	[REDACTED]
Method:	ethanol quant.M	Sequence:	30Apr19
Instrument:	US14173023 CN14160045	Injection date:	4/30/2019 7:25:27 PM
Data file:	C:\Chem32\11\Data\30Apr19\23.D	Analyst:	Adrian

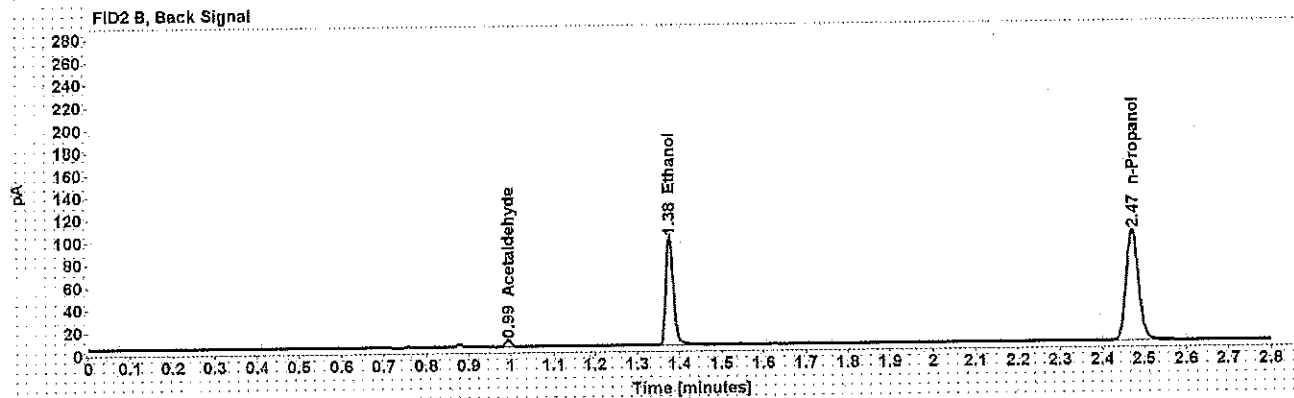
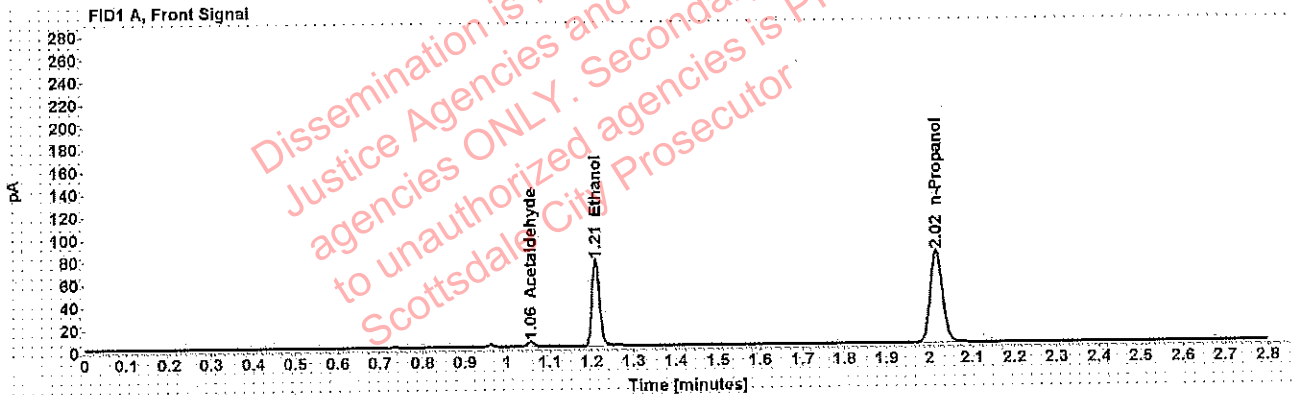


Table 1: FID 1 A (column DB-ALC1)

Compound	Amount (g/100mL)	Time (min)	Peak Area
Acetaldehyde	-----	1.056	4.327
>Ethanol	0.1566	1.210	97.114
n-Propanol	-----	2.017	162.839

Table 2: FID 2 B (column DB-ALC2)

Compound	Time (min)	Peak Area
Acetaldehyde	0.994	5.700
Ethanol	1.376	120.369
n-Propanol	2.472	200.391

Scottsdale Police Department Crime Lab Volatiles Analysis

Sample:	[REDACTED]	Vial:	24
Description:	[REDACTED]	LIMS ID:	[REDACTED]
Method:	ethanol quant.M	Sequence:	30Apr19
Instrument:	US14173023 CN14160045	Injection date:	4/30/2019 7:29:27 PM
Data file:	C:\Chem32\1\Data\30Apr19\24.D	Analyst:	Adrian

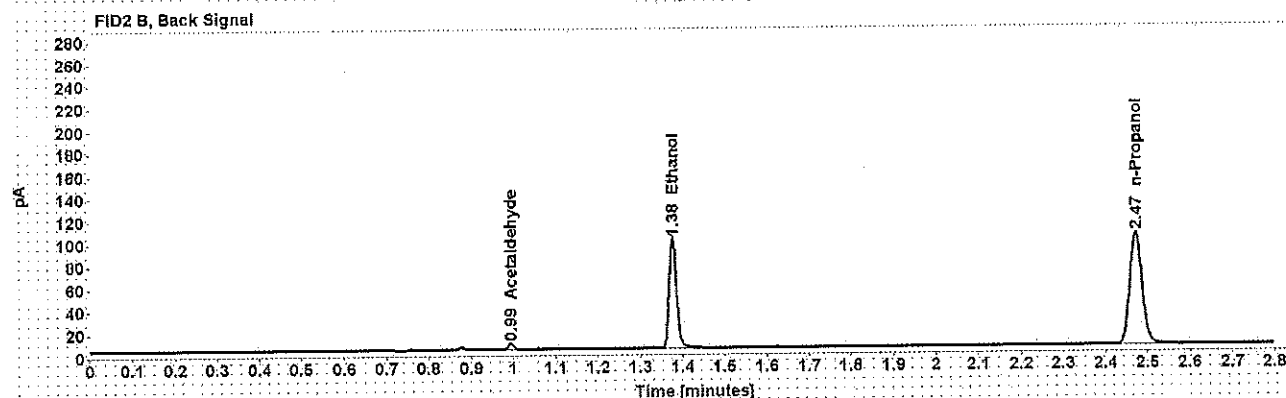
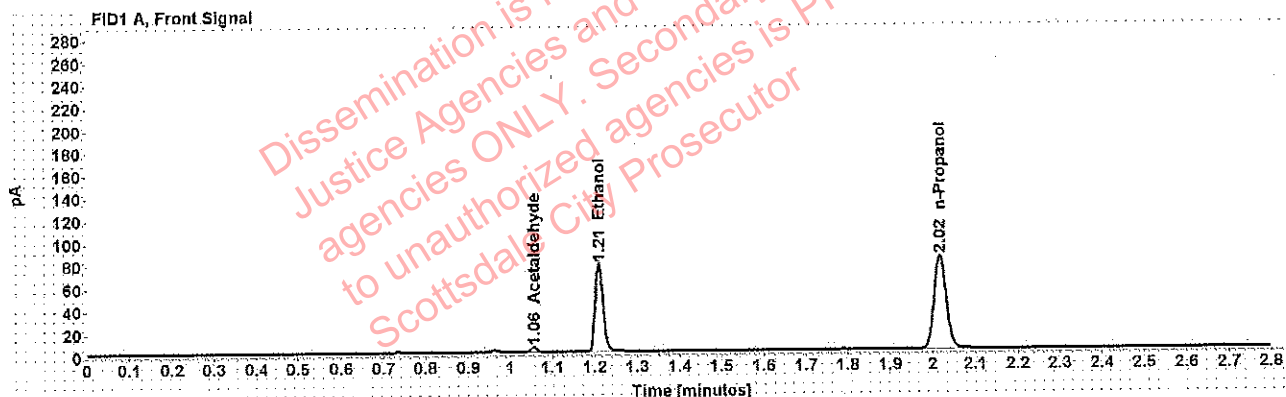


Table 1: FID 1 A (column DB-ALC1)

Compound	Amount (g/100mL)	Time (min)	Peak Area
Acetaldehyde	-----	1.056	4.196
>Ethanol	0.1567	1.210	98.465
n-Propanol	-----	2.017	164.978

Table 2: FID 2 B (column DB-ALC2)

Compound	Time (min)	Peak Area
Acetaldehyde	0.994	5.513
Ethanol	1.376	122.166
n-Propanol	2.472	202.833

[REDACTED] : Adrian, William - (01-May-2019)

Case: [REDACTED] User: wadrian 5/1/2019

Scottsdale Police Department Crime Lab Volatiles Analysis

Sample:	[REDACTED]	Vial:	25
Description:	[REDACTED]	LIMS ID:	[REDACTED]
Method:	ethanol quant.M	Sequence:	30Apr19
Instrument:	US14173023 CN14160045	Injection date:	4/30/2019 7:33:42 PM
Data file:	C:\Chem32\1\Data\30Apr19\25.D	Analyst:	Adrian

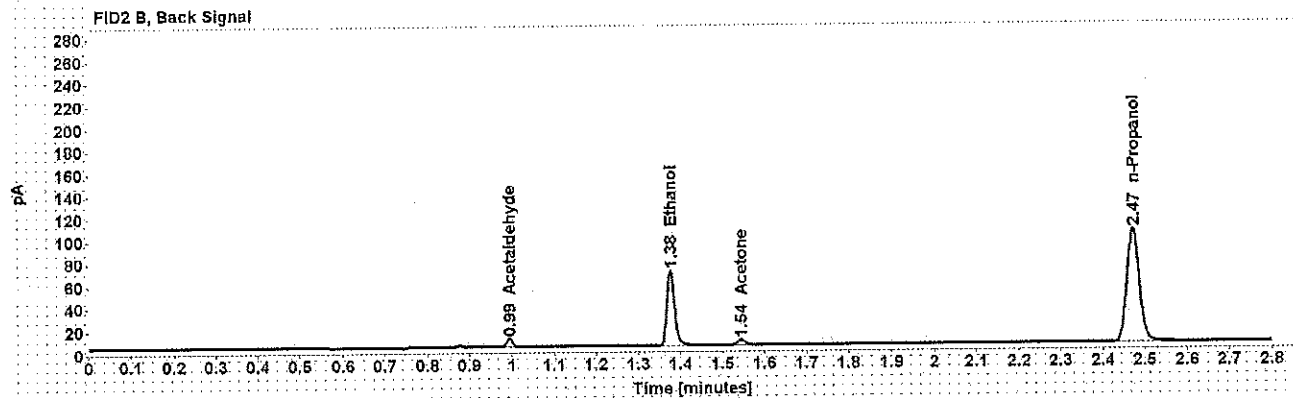
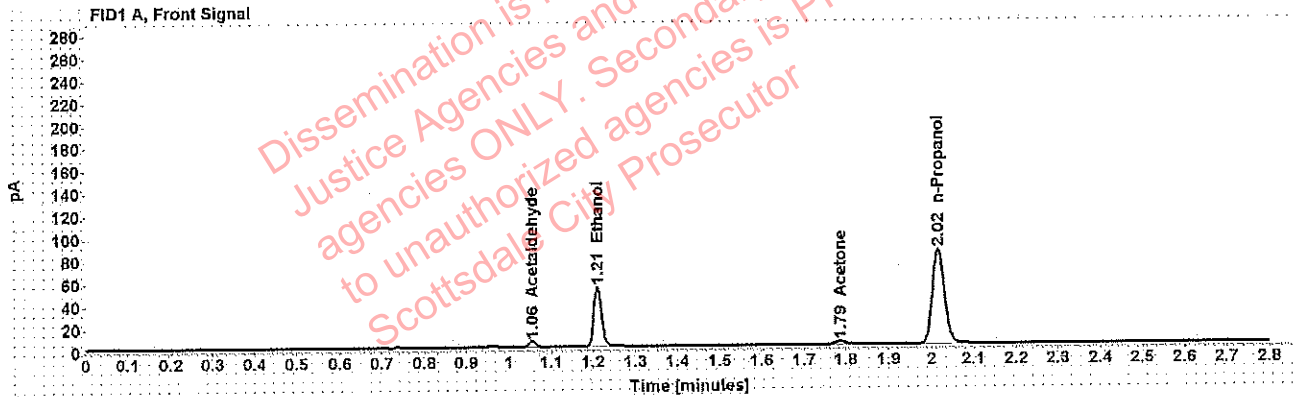


Table 1: FID 1 A (column DB-ALC1)

Compound	Amount (g/100mL)	Time (min)	Peak Area
Acetaldehyde	-----	1.056	5.415
>Ethanol	0.1069	1.210	67.932
Acetone	-----	1.787	4.812
n-Propanol	-----	2.017	167.635

Table 2: FID 2 B (column DB-ALC2)

Compound	Time (min)	Peak Area
Acetaldehyde	0.994	7.070
Ethanol	1.376	83.527
Acetone	1.545	5.772
n-Propanol	2.472	206.082

Scottsdale Police Department Crime Lab Volatiles Analysis

Sample:	[REDACTED]	Vial:	26
Description:	[REDACTED]	LIMS ID:	[REDACTED]
Method:	ethanol quant.M	Sequence:	30Apr19
Instrument:	US14173023 CN14160045	Injection date:	4/30/2019 7:37:42 PM
Data file:	C:\Chem32\1\Data\30Apr19\26.D	Analyst:	Adrian

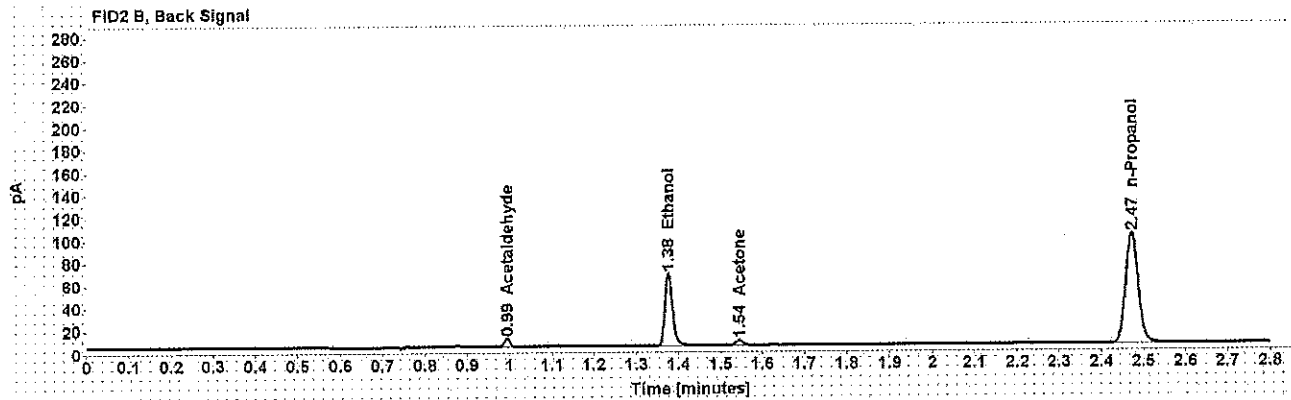
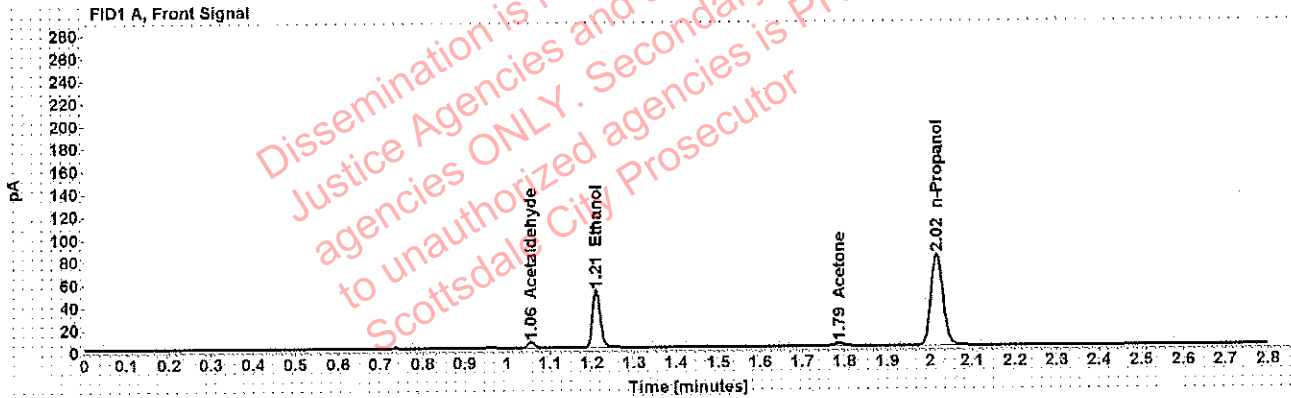


Table 1: FID 1 A (column DB-ALC1)

Compound	Amount (g/100mL)	Time (min)	Peak Area
Acetaldehyde	-----	1.055	5.337
>Ethanol	0.1058	1.210	65.165
Acetone	-----	1.787	4.732
n-Propanol	-----	2.017	162.607

Table 2: FID 2 B (column DB-ALC2)

Compound	Time (min)	Peak Area
Acetaldehyde	0.994	6.963
Ethanol	1.376	80.402
Acetone	1.544	5.555
n-Propanol	2.472	199.798

Case: [REDACTED]: Adrian, William - (01-May-2019)

User: wadrian 5/1/2019

Scottsdale Police Department Crime Lab Volatiles Analysis

Sample:	[REDACTED]	Vial:	27
Description:	[REDACTED]	LIMS ID:	[REDACTED]
Method:	ethanol quant.M	Sequence:	30Apr19
Instrument:	US14173023 CN14160045	Injection date:	4/30/2019 7:41:41 PM
Data file:	C:\Chem32\1\Data\30Apr19\27.D	Analyst:	Adrian

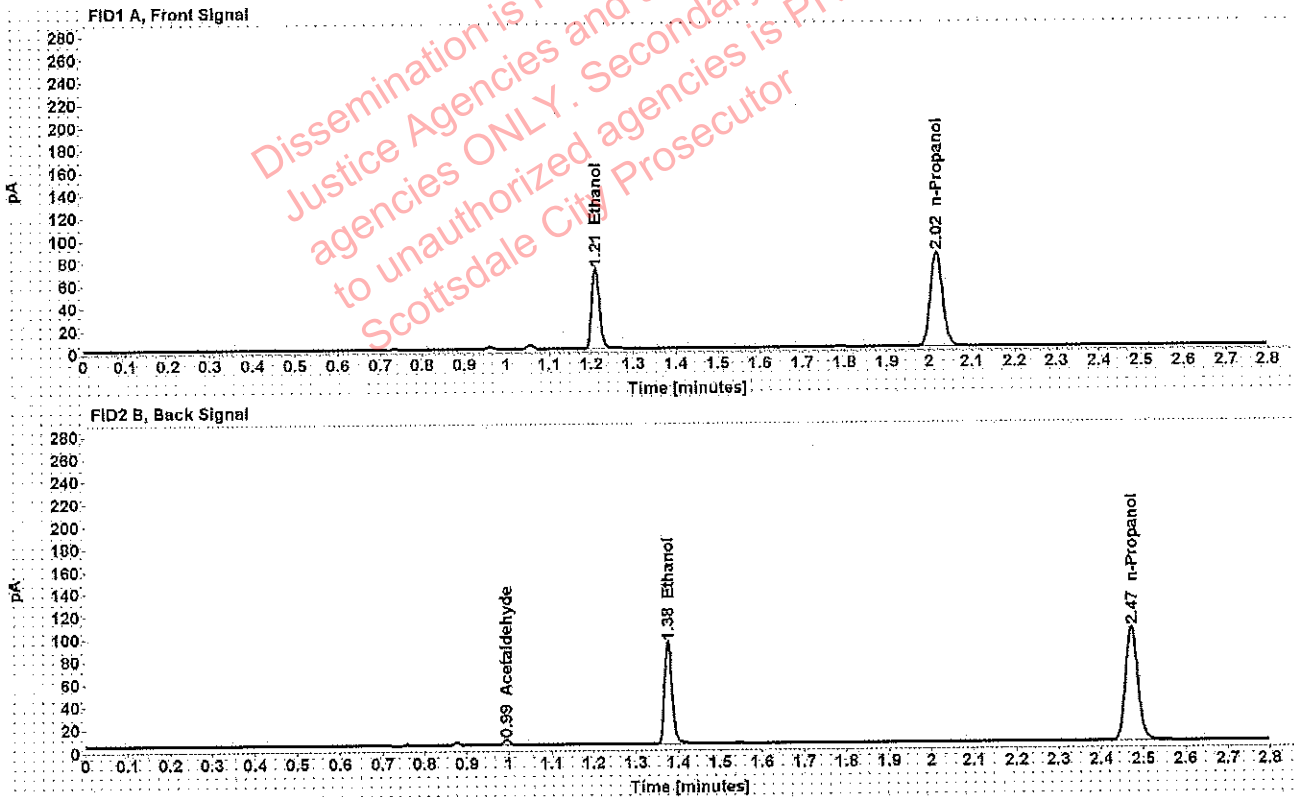


Table 1: FID 1 A (column DB-ALC1)

Compound	Amount (g/100mL)	Time (min)	Peak Area
>Ethanol	0.1432	1.210	90.993
n-Propanol	-----	2.017	167.037

Table 2: FID 2 B (column DB-ALC2)

Compound	Time (min)	Peak Area
Acetaldehyde	0.994	4.427
Ethanol	1.376	112.531
n-Propanol	2.472	205.271

Adrian, William - (01-May-2019)

Case: [REDACTED] User: wadrian 5/1/2019

Scottsdale Police Department Crime Lab Volatiles Analysis

Sample:	[REDACTED]	Vial:	28
Description:	[REDACTED]	LIMS ID:	[REDACTED]
Method:	ethanol quant.M	Sequence:	30Apr19
Instrument:	US14173023 CN14160045	Injection date:	4/30/2019 7:45:41 PM
Data file:	C:\Chem3211\Data\30Apr19\28.D	Analyst:	Adrian

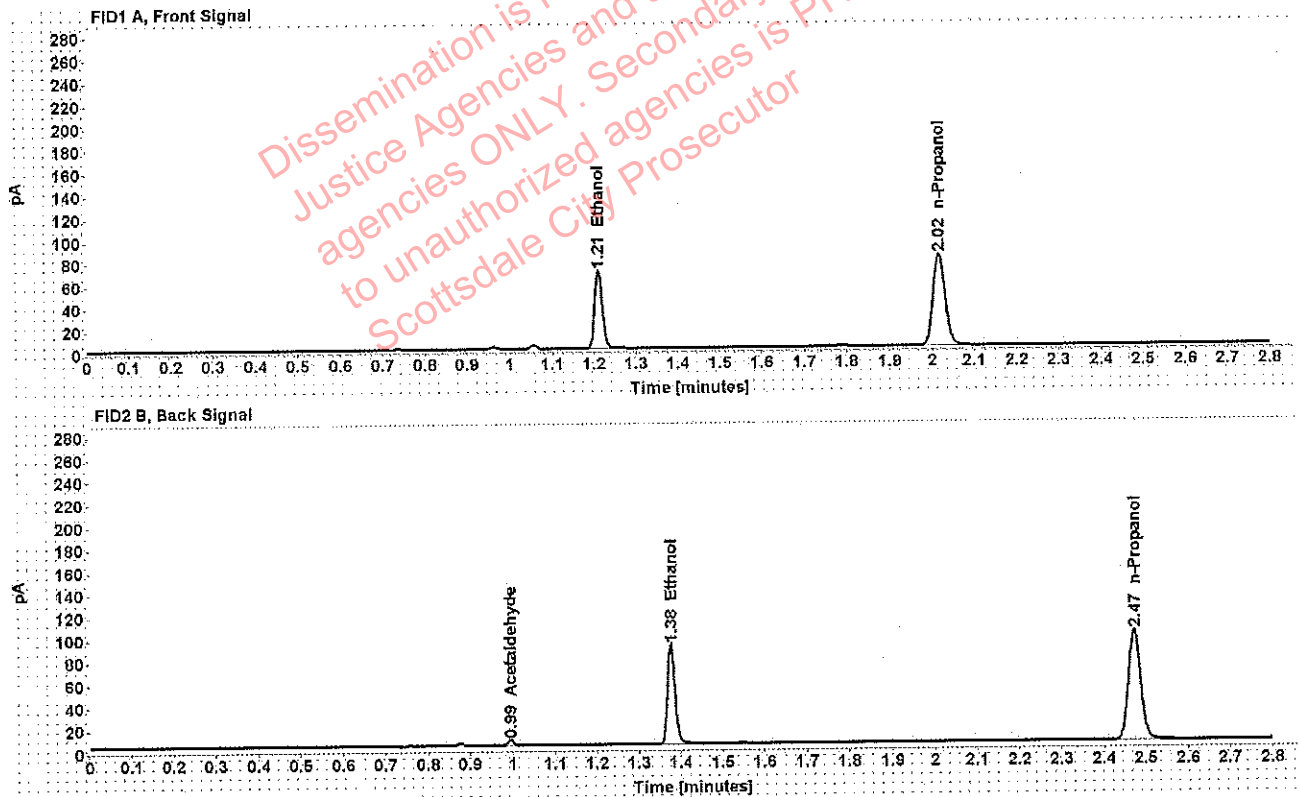


Table 1: FID 1 A (column DB-ALC1)

Compound	Amount (g/100mL)	Time (min)	Peak Area
>Ethanol	0.1434	1.210	88.779
n-Propanol	-----	2.017	162.717

Table 2: FID 2 B (column DB-ALC2)

Compound	Time (min)	Peak Area
Acetaldehyde	0.994	4.363
Ethanol	1.376	109.948
n-Propanol	2.472	199.742

██████████: Adrian, William - (01-May-2019)

Case: ██████████ User: wadrian 5/1/2019

Scottsdale Police Department Crime Lab Volatiles Analysis

Sample:	██████████	Vial:	29
Description:	██████████	LIMS ID:	██████████
Method:	ethanol quant.M	Sequence:	30Apr19
Instrument:	US14173023 CN14160045	Injection date:	4/30/2019 7:49:41 PM
Data file:	C:\Chem32\1\Data\30Apr19\29.D	Analyst:	Adrian

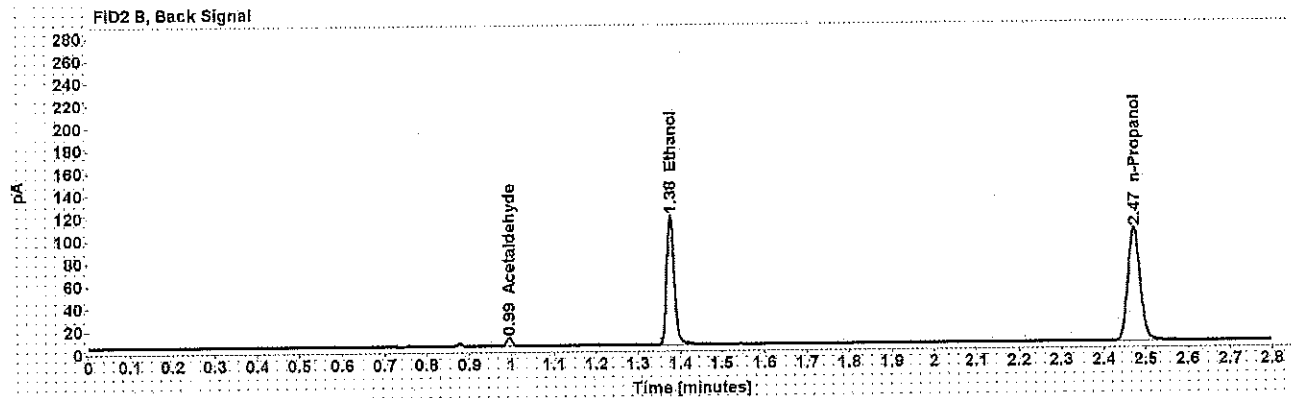
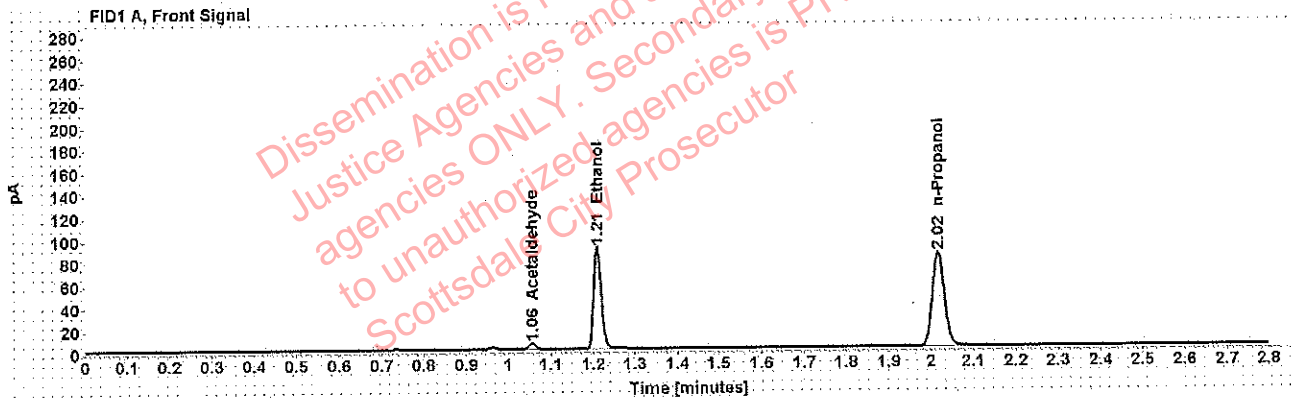


Table 1: FID 1 A (column DB-ALC1)

Compound	Amount (g/100mL)	Time (min)	Peak Area
Acetaldehyde	-----	1.056	5.394
>Ethanol	0.1814	1.210	115.072
n-Propanol	-----	2.017	166.366

Table 2: FID 2 B (column DB-ALC2)

Compound	Time (min)	Peak Area
Acetaldehyde	0.994	7.038
Ethanol	1.376	143.350
n-Propanol	2.472	204.320

: Adrian, William - (01-May-2019)

Case: User: wadrian 5/1/2019

Scottsdale Police Department Crime Lab Volatiles Analysis

Sample:		Vial:	30
Description:		LIMS ID:	
Method:	ethanol quant.M	Sequence:	30Apr19
Instrument:	US14173023 CN14160045	Injection date:	4/30/2019 7:53:41 PM
Data file:	C:\Chem32\1\Data\30Apr19\30.D	Analyst:	Adrian

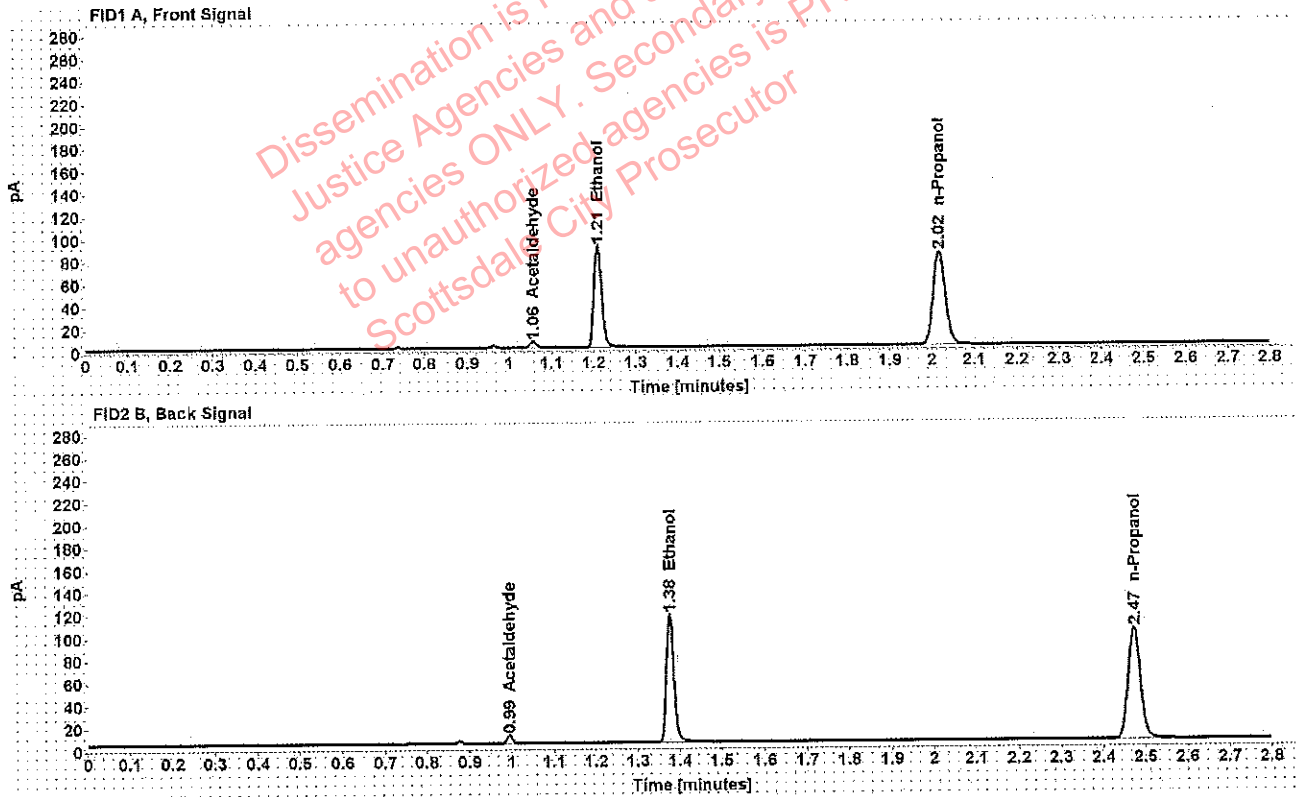


Table 1: FID 1 A (column DB-ALC1)

Compound	Amount (g/100mL)	Time (min)	Peak Area
Acetaldehyde	-----	1.056	5.360
>Ethanol	0.1823	1.210	114.402
n-Propanol	-----	2.017	164.613

Table 2: FID 2 B (column DB-ALC2)

Compound	Time (min)	Peak Area
Acetaldehyde	0.994	7.013
Ethanol	1.376	142.697
n-Propanol	2.472	202.135

Adrian, William - (01-May-2019)

Case: User: wadrian 5/1/2019

Scottsdale Police Department Crime Lab Volatiles Analysis

Sample:		Vial:	32
Description:		LIMS ID:	
Method:	ethanol quant.M	Sequence:	30Apr19
Instrument:	US14173023 CN14160045	Injection date:	4/30/2019 8:01:57 PM
Data file:	C:\Chem32\1\Data\30Apr19\32.D	Analyst:	Adrian

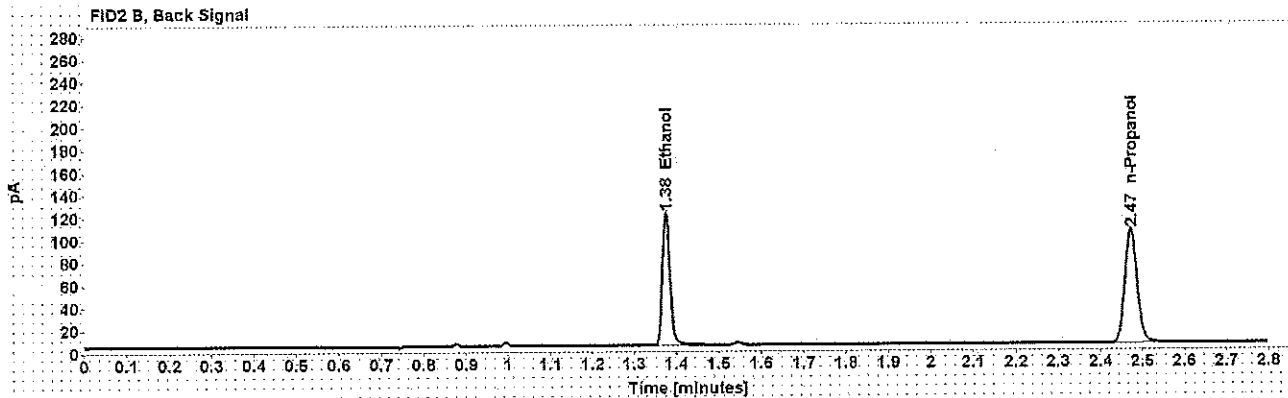
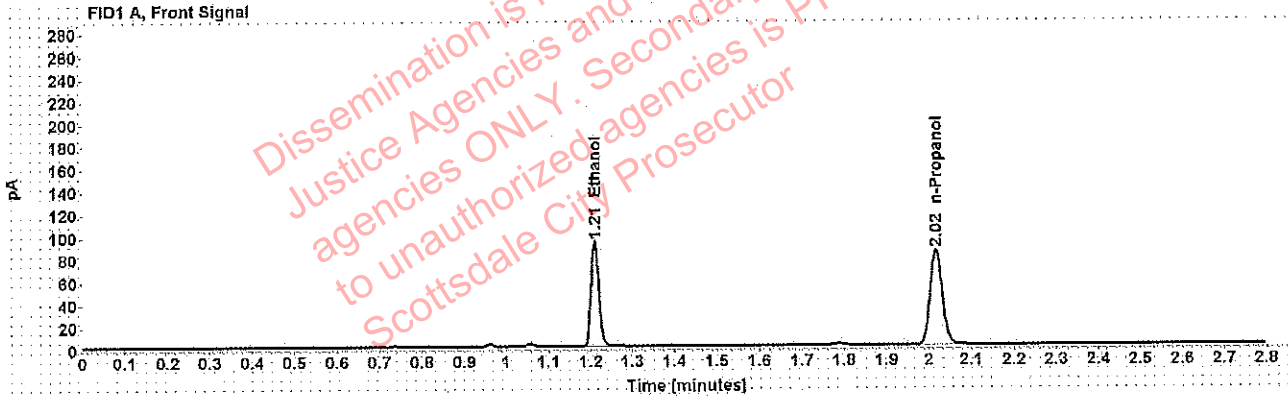


Table 1: FID 1 A (column DB-ALC1)

Compound	Amount (g/100mL)	Time (min)	Peak Area
>Ethanol	0.1854	1.210	119.193
n-Propanol	-----	2.017	168.603

Table 2: FID 2 B (column DB-ALC2)

Compound	Time (min)	Peak Area
Ethanol	1.376	147.768
n-Propanol	2.472	206.611

Adrian, William - (01-May-2019)

Case: [REDACTED] User: wadrian 5/1/2019

Scottsdale Police Department Crime Lab Volatiles Analysis

Sample:	[REDACTED]	Vial:	33
Description:	[REDACTED]	LIMS ID:	[REDACTED]
Method:	ethanol quant.M	Sequence:	30Apr19
Instrument:	US14173023 CN14160045	Injection date:	4/30/2019 8:05:56 PM
Data file:	C:\Chem32\1\Data\30Apr19\33.D	Analyst:	Adrian

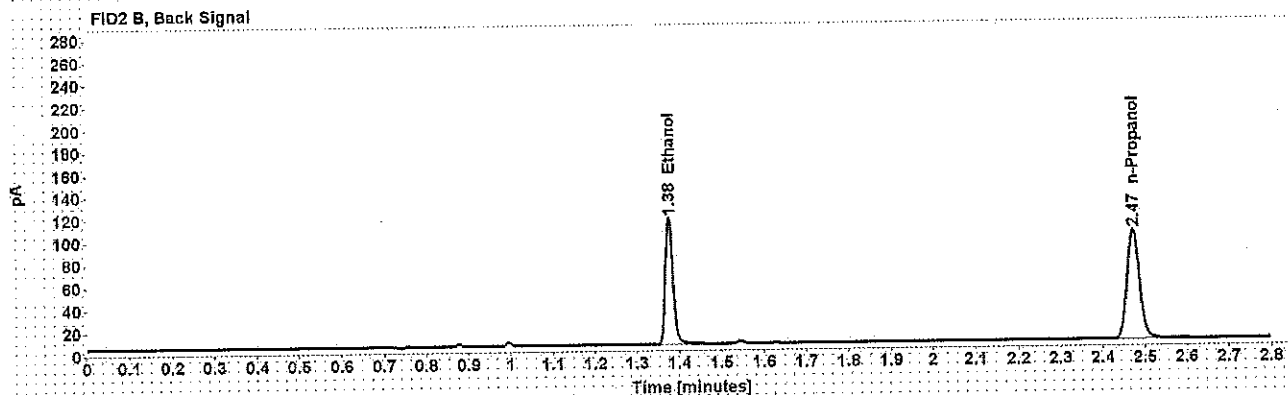
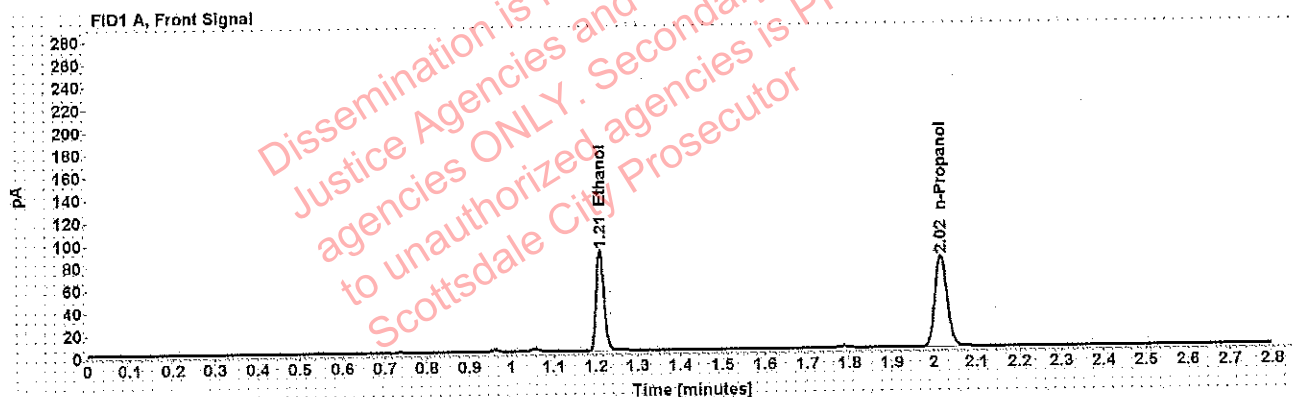


Table 1: FID 1 A (column DB-ALC1)

Compound	Amount (g/100mL)	Time (min)	Peak Area
>Ethanol	0.1848	1.210	113.851
n-Propanol	-----	2.017	161.557

Table 2: FID 2 B (column DB-ALC2)

Compound	Time (min)	Peak Area
Ethanol	1.376	143.081
n-Propanol	2.472	197.925

: Adrian, William - (01-May-2019)

Case: [REDACTED] User: wadrian 5/1/2019

Scottsdale Police Department Crime Lab Volatiles Analysis

Sample:	[REDACTED]	Vial:	34
Description:	[REDACTED]	LIMS ID:	[REDACTED]
Method:	ethanol quant.M	Sequence:	30Apr19
Instrument:	US14173023 CN14160045	Injection date:	4/30/2019 8:09:56 PM
Data file:	C:\Chem32\1\Data\30Apr19\34.D	Analyst:	Adrian

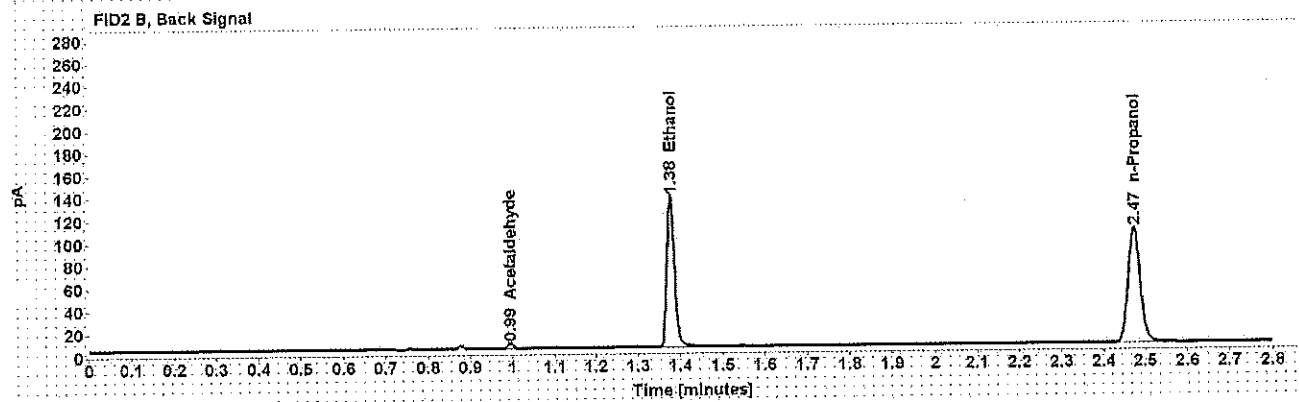
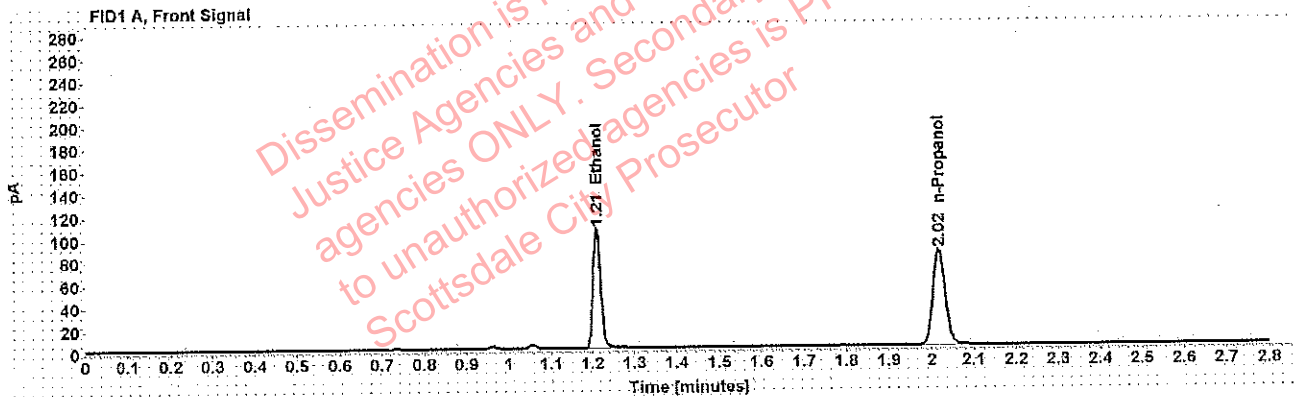


Table 1: FID 1 A (column DB-ALC1)

Compound	Amount (g/100mL)	Time (min)	Peak Area
>Ethanol	0.2103	1.210	135.330
n-Propanol	-----	2.017	168.607

Table 2: FID 2 B (column DB-ALC2)

Compound	Time (min)	Peak Area
Acetaldehyde	0.995	4.465
Ethanol	1.377	169.969
n-Propanol	2.473	207.346

Adrian, William - (01-May-2019)

Case: [REDACTED] User: wadrian 5/1/2019

Scottsdale Police Department Crime Lab Volatiles Analysis

Sample:	[REDACTED]	Vial:	35
Description:	[REDACTED]	LIMS ID:	[REDACTED]
Method:	ethanol quant.M	Sequence:	30Apr19
Instrument:	US14173023 CN14160045	Injection date:	4/30/2019 8:13:56 PM
Data file:	C:\Chem32\1\Data\30Apr19\35.D	Analyst:	Adrian

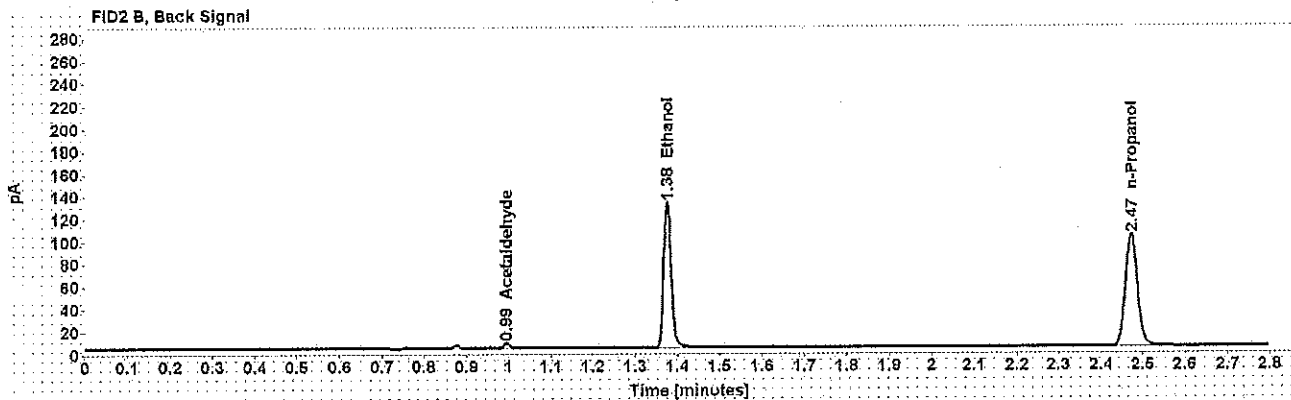
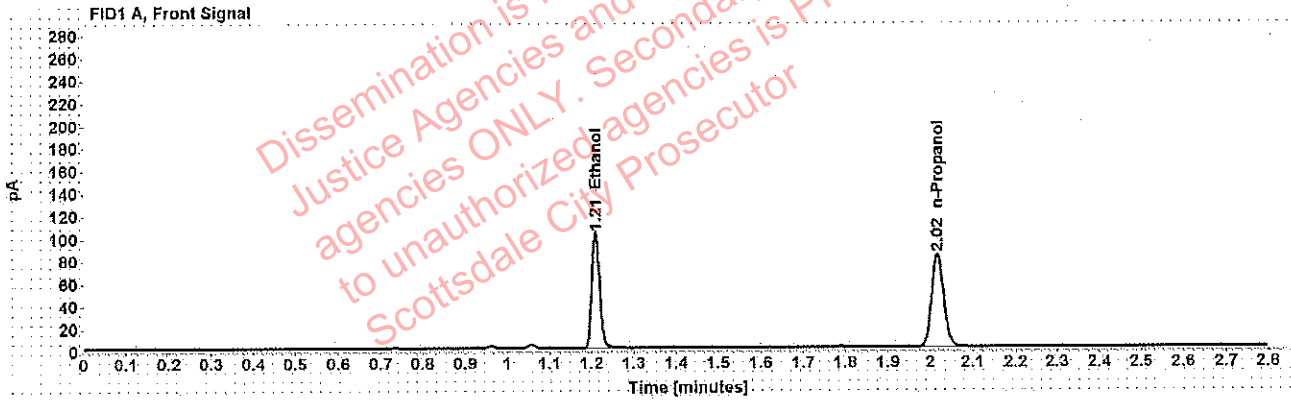


Table 1: FID 1 A (column DB-ALC1)

Compound	Amount (g/100mL)	Time (min)	Peak Area
>Ethanol	0.2072	1.210	130.217
n-Propanol	-----	2.017	164.658

Table 2: FID 2 B (column DB-ALC2)

Compound	Time (min)	Peak Area
Acetaldehyde	0.994	4.405
Ethanol	1.376	163.351
n-Propanol	2.472	202.578

Adrian, William - (01-May-2019)

Case: User: wadrian 5/1/2019

Scottsdale Police Department Crime Lab Volatiles Analysis

Sample:		Vial:	36
Description:		LIMS ID:	
Method:	ethanol quant.M	Sequence:	30Apr19
Instrument:	US14173023 CN14160045	Injection date:	4/30/2019 8:17:56 PM
Data file:	C:\Chem32\11\Data\30Apr19\36.D	Analyst:	Adrian

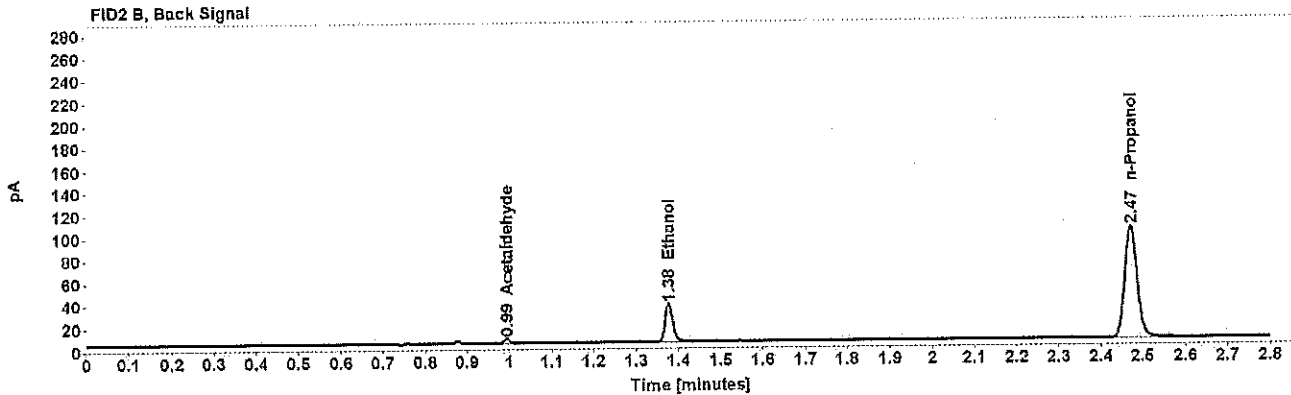
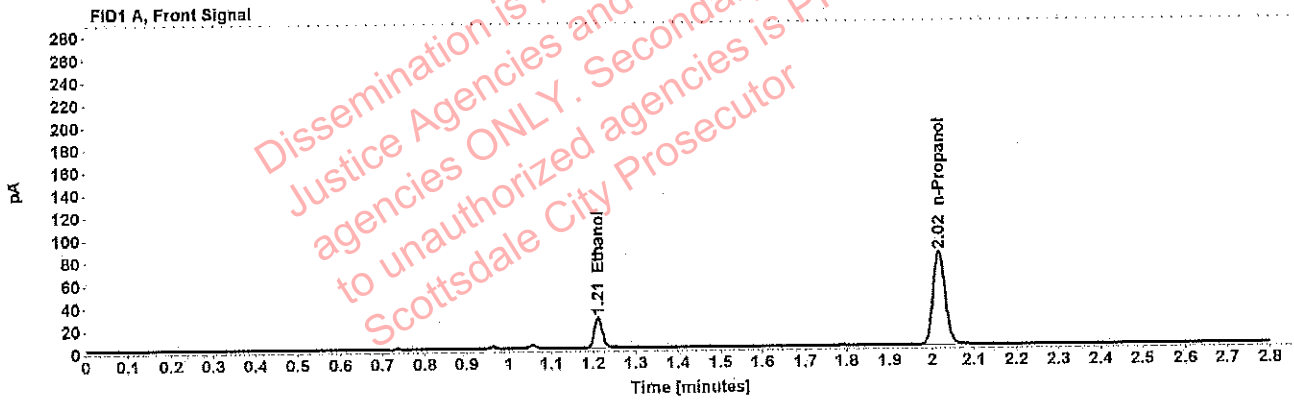


Table 1: FID 1 A (column DB-ALC1)

Compound	Amount (g/100mL)	Time (min)	Peak Area
>Ethanol	0.0562	1.211	34.589
n-Propanol	-----	2.017	164.515

Table 2: FID 2 B (column DB-ALC2)

Compound	Time (min)	Peak Area
Acetaldehyde	0.994	3.928
Ethanol	1.377	43.403
n-Propanol	2.472	202.390

Adrian, William - (01-May-2019)

Case: [REDACTED] User: wadrian 5/1/2019

Scottsdale Police Department Crime Lab Volatiles Analysis

Sample:	[REDACTED]	Vial:	37
Description:	[REDACTED]	LIMS ID:	[REDACTED]
Method:	ethanol quant.M	Sequence:	30Apr19
Instrument:	US14173023 CN14160045	Injection date:	4/30/2019 8:22:11 PM
Data file:	C:\Chem32\1\Data\30Apr19\37.D	Analyst:	Adrian

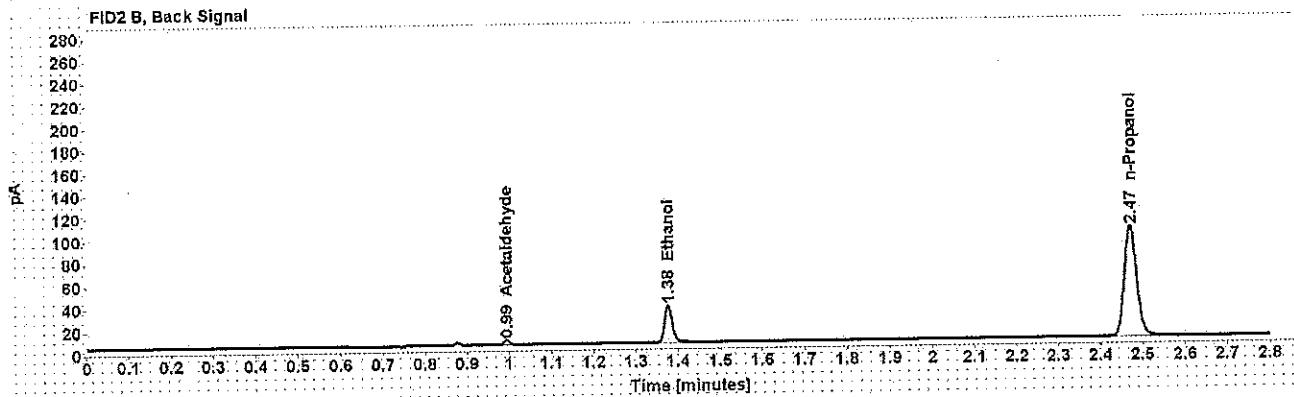
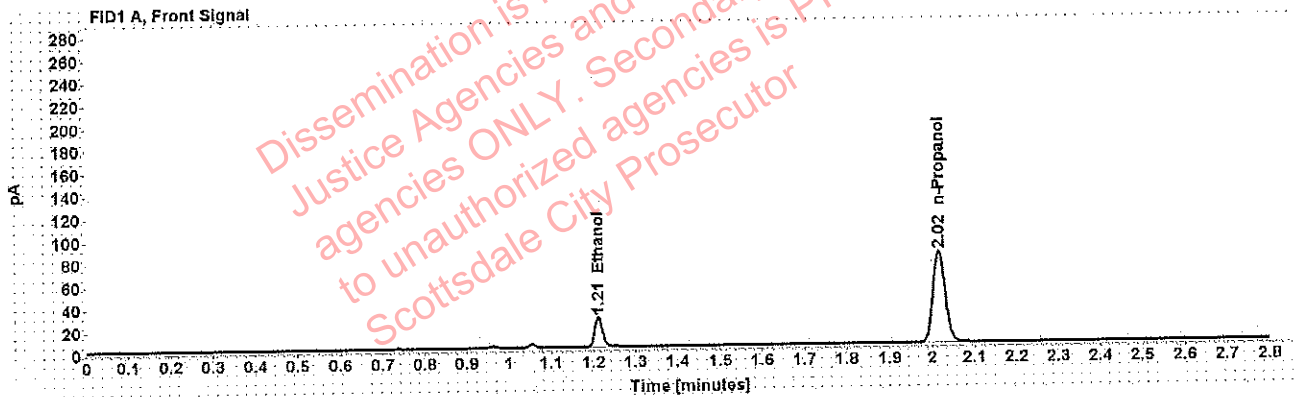


Table 1: FID 1 A (column DB-ALC1)

Compound	Amount (g/100mL)	Time (min)	Peak Area
>Ethanol	0.0561	1.211	34.095
n-Propanol	-----	2.017	162.469

Table 2: FID 2 B (column DB-ALC2)

Compound	Time (min)	Peak Area
Acetaldehyde	0.994	3.910
Ethanol	1.377	42.644
n-Propanol	2.472	199.428

Adrian, William - (01-May-2019)

Case: [REDACTED] User: wadrian 5/1/2019

Scottsdale Police Department Crime Lab Volatiles Analysis

Sample:	[REDACTED]	Vial:	38
Description:	[REDACTED]	LIMS ID:	[REDACTED]
Method:	ethanol quant.M	Sequence:	30Apr19
Instrument:	US14173023 CN14160045	Injection date:	4/30/2019 8:26:11 PM
Data file:	C:\Chem32\11\Data\30Apr19\38.D	Analyst:	Adrian

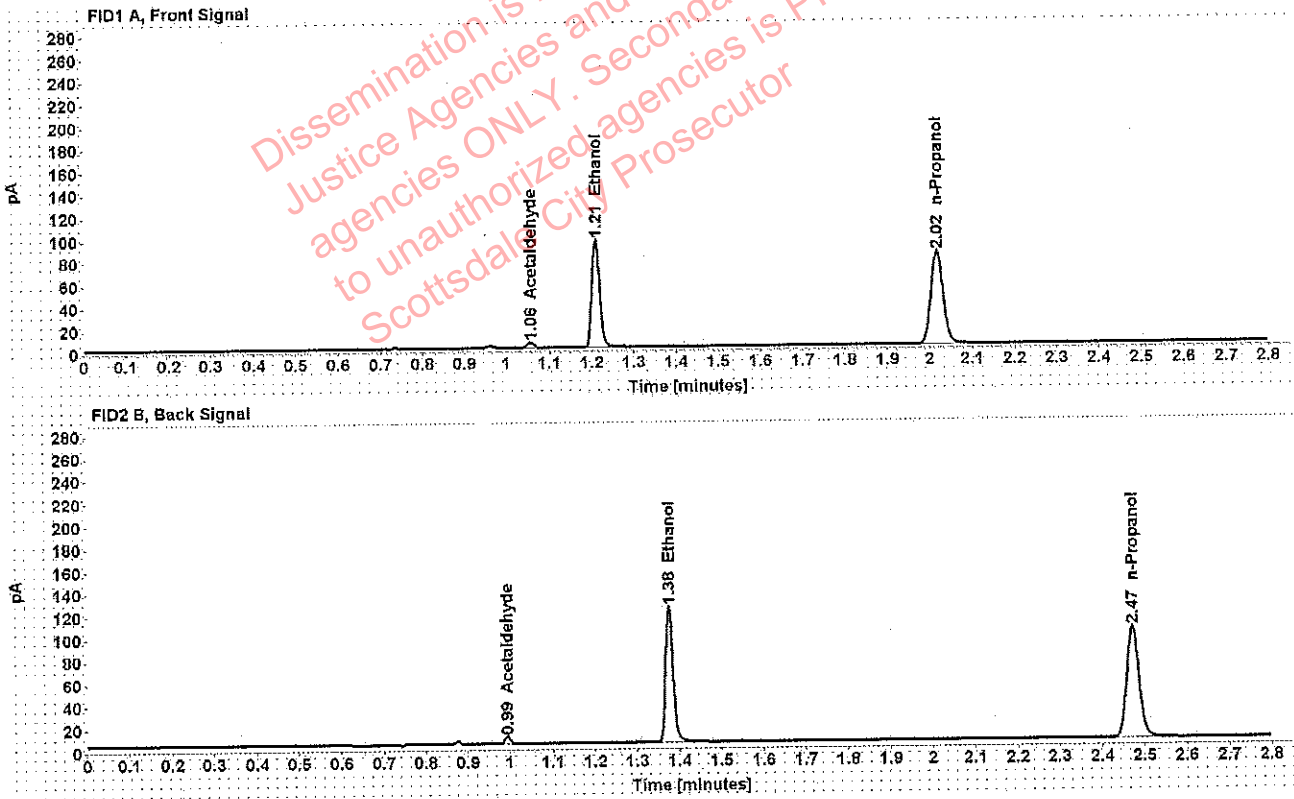


Table 1: FID 1 A (column DB-ALC1)

Compound	Amount (g/100mL)	Time (min)	Peak Area
Acetaldehyde	-----	1.056	4.675
>Ethanol	0.1943	1.210	121.474
n-Propanol	-----	2.017	163.909

Table 2: FID 2 B (column DB-ALC2)

Compound	Time (min)	Peak Area
Acetaldehyde	0.994	6.139
Ethanol	1.376	150.750
n-Propanol	2.472	201.804

Adrian, William - (01-May-2019)

Case: [REDACTED] User: wadrian 5/1/2019

Scottsdale Police Department Crime Lab Volatiles Analysis

Sample:	[REDACTED]	Vial:	39
Description:	[REDACTED]	LIMS ID:	[REDACTED]
Method:	ethanol quant.M	Sequence:	30Apr19
Instrument:	US14173023 CN14160045	Injection date:	4/30/2019 8:30:10 PM
Data file:	C:\Chem32\1\Data\30Apr19\39.D	Analyst:	Adrian

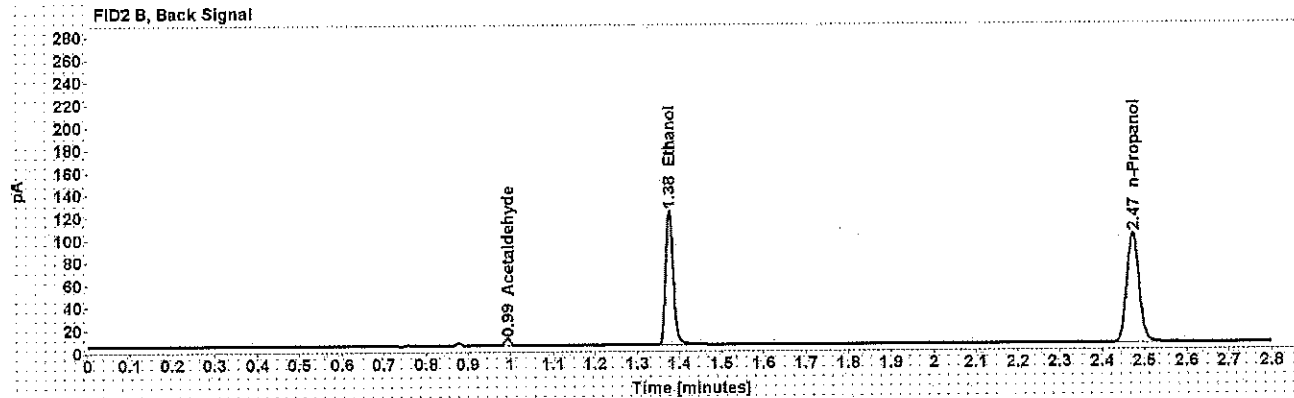
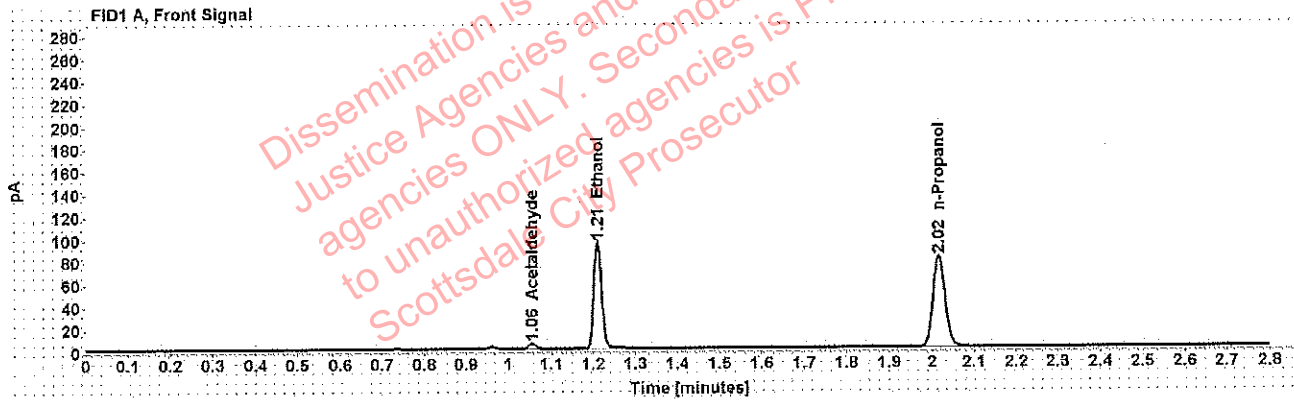


Table 1: FID 1 A (column DB-ALC1)

Compound	Amount (g/100mL)	Time (min)	Peak Area
Acetaldehyde	-----	1.056	4.671
>Ethanol	0.1954	1.210	120,381
n-Propanol	-----	2.017	161,498

Table 2: FID 2 B (column DB-ALC2)

Compound	Time (min)	Peak Area
Acetaldehyde	0.994	6,095
Ethanol	1.376	149,407
n-Propanol	2.472	198,573

Adrian, William - (01-May-2019)

Case: [REDACTED] User: wadrian 5/1/2019

Scottsdale Police Department Crime Lab Volatiles Analysis

Sample:	[REDACTED]	Vial:	40
Description:	[REDACTED]	LIMS ID:	[REDACTED]
Method:	ethanol quant.M	Sequence:	30Apr19
Instrument:	US14173023 CN14160045	Injection date:	4/30/2019 8:34:11 PM
Data file:	C:\Chem32\1\Data\30Apr19\40.D	Analyst:	Adrian

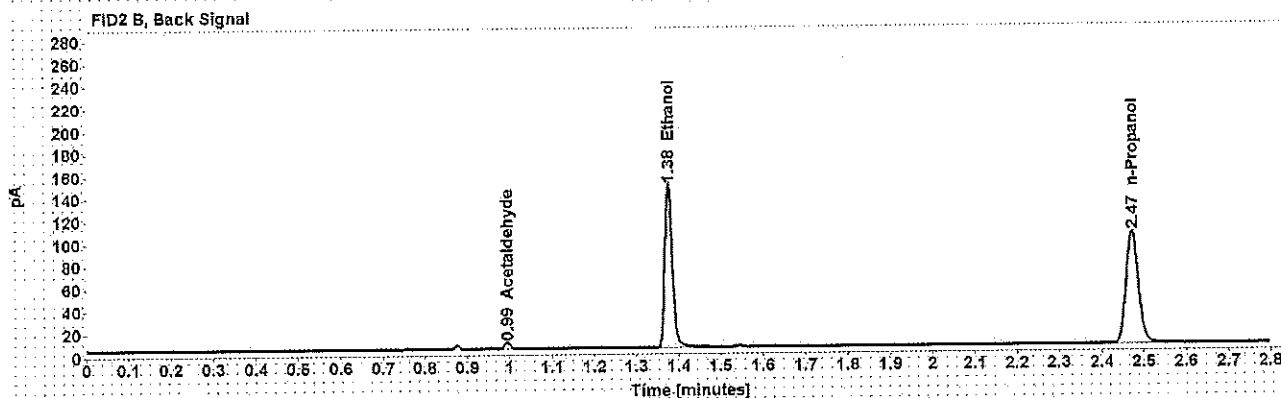
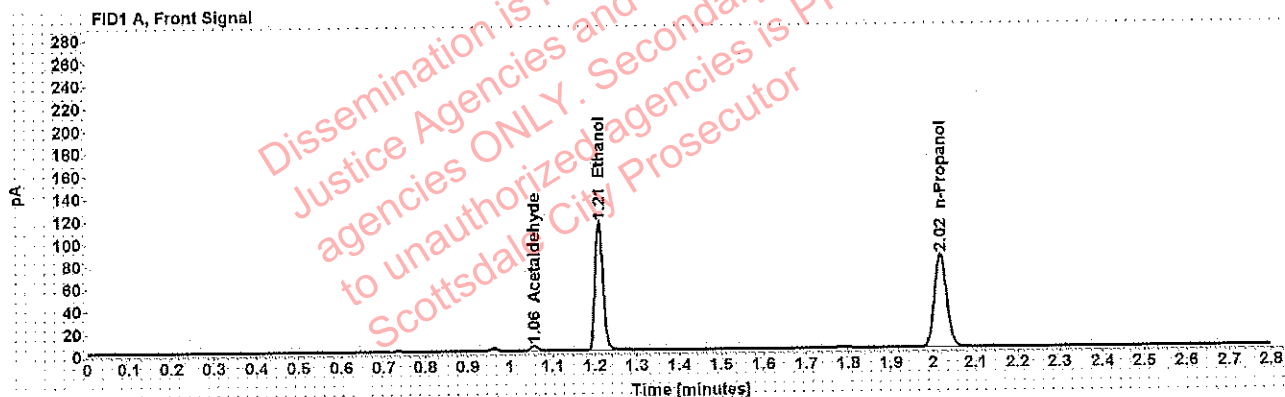


Table 1: FID 1 A (column DB-ALC1)

Compound	Amount (g/100mL)	Time (min)	Peak Area
Acetaldehyde	-----	1.056	4.271
>Ethanol	0.2301	1.210	145.458
n-Propanol	-----	2.017	165.494

Table 2: FID 2 B (column DB-ALC2)

Compound	Time (min)	Peak Area
Acetaldehyde	0.994	5.647
Ethanol	1.376	180.518
n-Propanol	2.472	203.503

Adrian, William - (01-May-2019)

Case: [REDACTED] User: wadrian 5/1/2019

Scottsdale Police Department Crime Lab Volatiles Analysis

Sample:	[REDACTED]	Vial:	41
Description:	[REDACTED]	LIMS ID:	[REDACTED]
Method:	ethanol quant.M	Sequence:	30Apr19
Instrument:	US14173023 CN14160045	Injection date:	4/30/2019 8:38:13 PM
Data file:	C:\Chem32\1\Data\30Apr19\41.D	Analyst:	Adrian

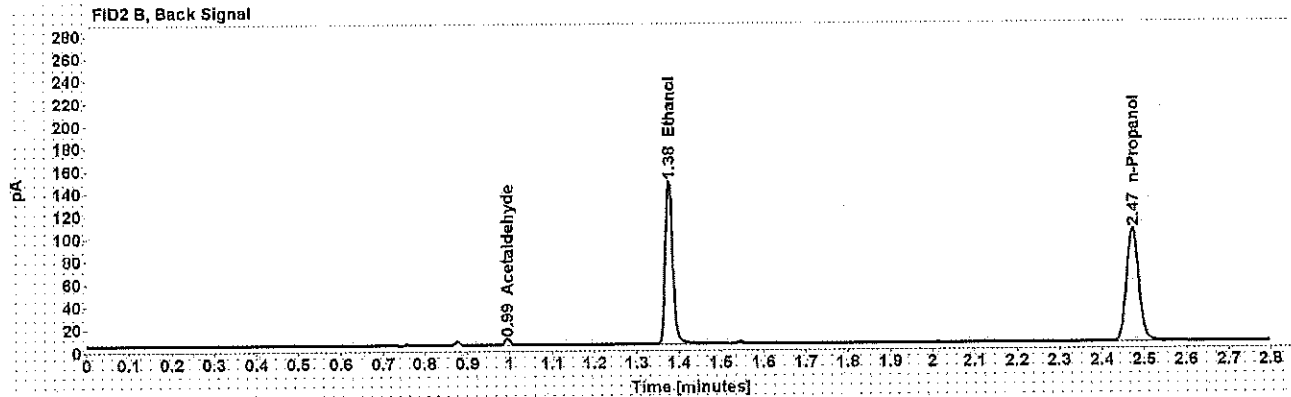
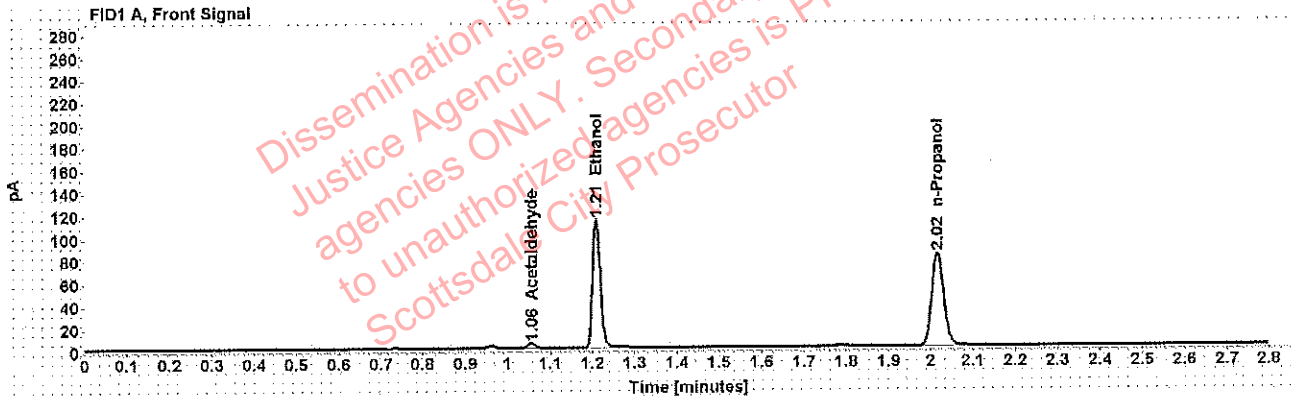


Table 1: FID 1 A (column DB-ALC1)

Compound	Amount (g/100mL)	Time (min)	Peak Area
Acetaldehyde	-----	1.056	4.344
>Ethanol	0.2297	1.210	144.734
n-Propanol	-----	2.017	164.963

Table 2: FID 2 B (column DB-ALC2)

Compound	Time (min)	Peak Area
Acetaldehyde	0.994	5.716
Ethanol	1.376	180.316
n-Propanol	2.472	203.404

Adrian, William - (01-May-2019)

Case: [REDACTED] User: wadrian 5/1/2019

Scottsdale Police Department Crime Lab Volatiles Analysis

Sample:	[REDACTED]	Vial:	43
Description:	[REDACTED]	LIMS ID:	[REDACTED]
Method:	ethanol quant.M	Sequence:	30Apr19
Instrument:	US14173023 CN14160045	Injection date:	4/30/2019 8:46:28 PM
Data file:	C:\Chem32\1\Data\30Apr19\43.D	Analyst:	Adrian

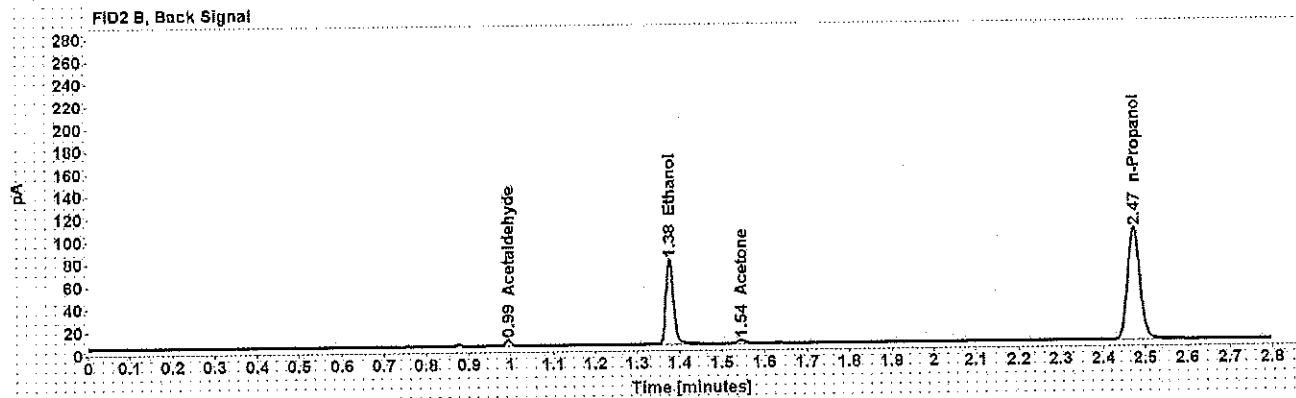
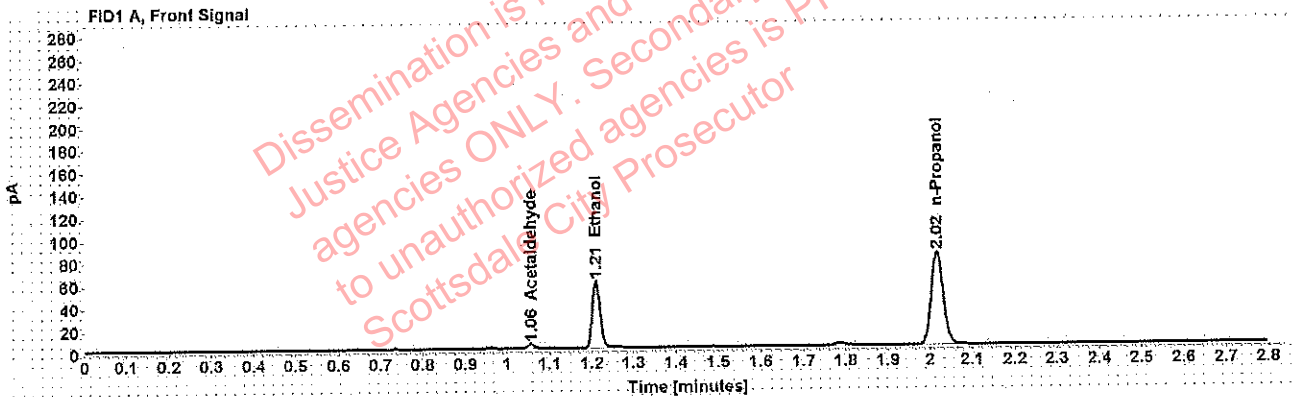


Table 1: FID 1 A (column DB-ALC1)

Compound	Amount (g/100mL)	Time (min)	Peak Area
Acetaldehyde	-----	1.056	4.008
>Ethanol	0.1214	1.211	75.914
n-Propanol	-----	2.017	164.761

Table 2: FID 2 B (column DB-ALC2)

Compound	Time (min)	Peak Area
Acetaldehyde	0.994	5.297
Ethanol	1.377	93.715
Acetone	1.545	4.045
n-Propanol	2.472	202.218

Case: [REDACTED] : Adrian, William - (01-May-2019)

User: wadrian 5/1/2019

Scottsdale Police Department Crime Lab Volatiles Analysis

Sample:	[REDACTED]	Vial:	44
Description:	[REDACTED]	LIMS ID:	[REDACTED]
Method:	ethanol quant.M	Sequence:	30Apr19
Instrument:	US14173023 CN14160045	Injection date:	4/30/2019 8:50:28 PM
Data file:	C:\Chem321\Data\30Apr19\44.D	Analyst:	Adrian

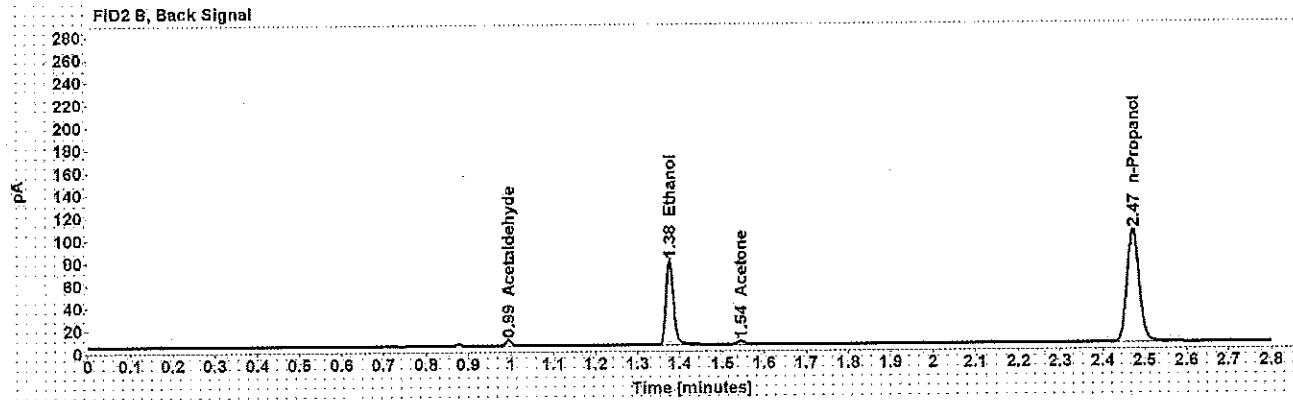
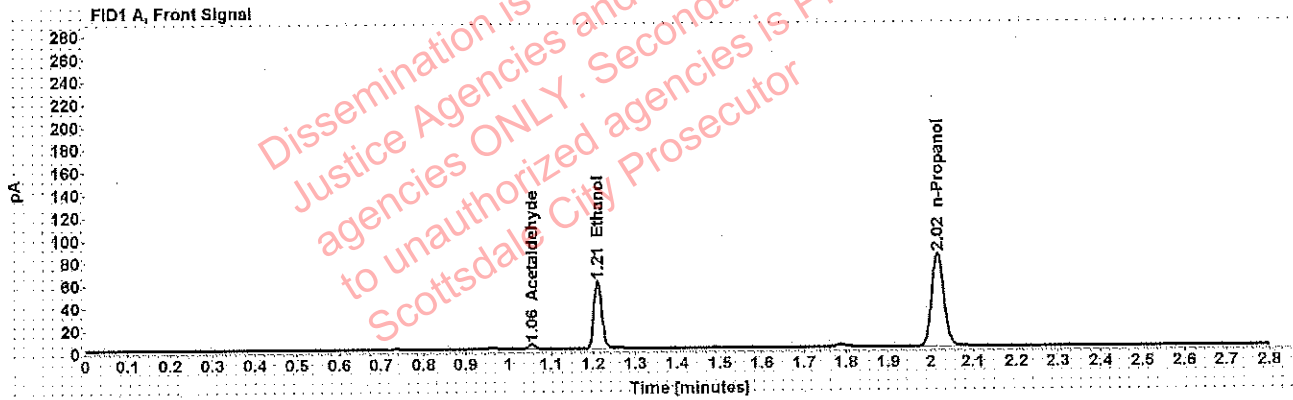


Table 1: FID 1 A (column DB-ALC1)

Compound	Amount (g/100mL)	Time (min)	Peak Area
Acetaldehyde	-----	1.056	4.048
>Ethanol	0.1213	1.210	76.401
n-Propanol	-----	2.017	165.949

Table 2: FID 2 B (column DB-ALC2)

Compound	Time (min)	Peak Area
Acetaldehyde	0.994	5.319
Ethanol	1.376	94.532
Acetone	1.545	4.102
n-Propanol	2.472	204.193

Scottsdale Police Department Crime Lab Volatiles Analysis

Sample:	[REDACTED]	Vial:	45
Description:	[REDACTED]	LIMS ID:	[REDACTED]
Method:	ethanol quant.M	Sequence:	30Apr19
Instrument:	US14173023 CN14160045	Injection date:	4/30/2019 8:54:26 PM
Data file:	C:\Chem32\1\Data\30Apr19\45.D	Analyst:	Adrian

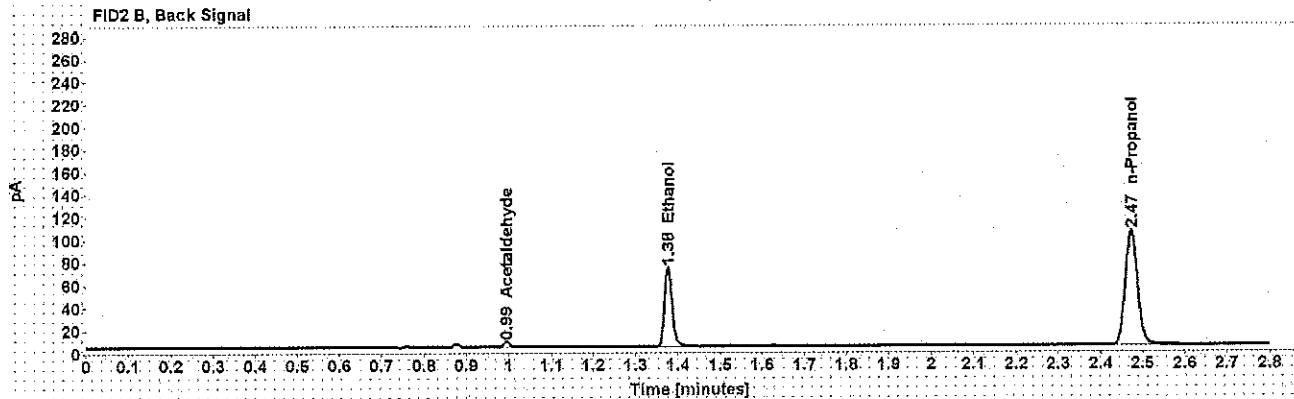
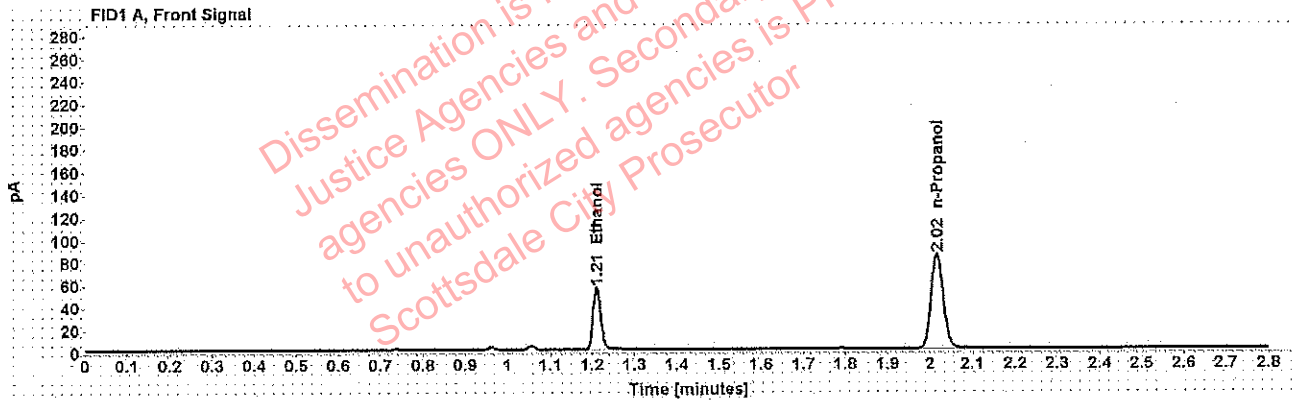


Table 1: FID 1 A (column DB-ALC1)

Compound	Amount (g/100mL)	Time (min)	Peak Area
>Ethanol	0.1109	1.211	70.692
n-Propanol	-----	2.017	168.038

Table 2: FID 2 B (column DB-ALC2)

Compound	Time (min)	Peak Area
Acetaldehyde	0.994	4.581
Ethanol	1.377	87.431
n-Propanol	2.472	206.889

██████████: Adrian, William - (01-May-2019)

Case: ██████████ User: wadrian 5/1/2019

Scottsdale Police Department Crime Lab Volatiles Analysis

Sample:	██████████	Vial:	46
Description:	██████████	LIMS ID:	██████████
Method:	ethanol quant.M	Sequence:	30Apr19
Instrument:	US14173023 CN14160045	Injection date:	4/30/2019 8:58:26 PM
Data file:	C:\Chem32\1\Data\30Apr19\46.D	Analyst:	Adrian

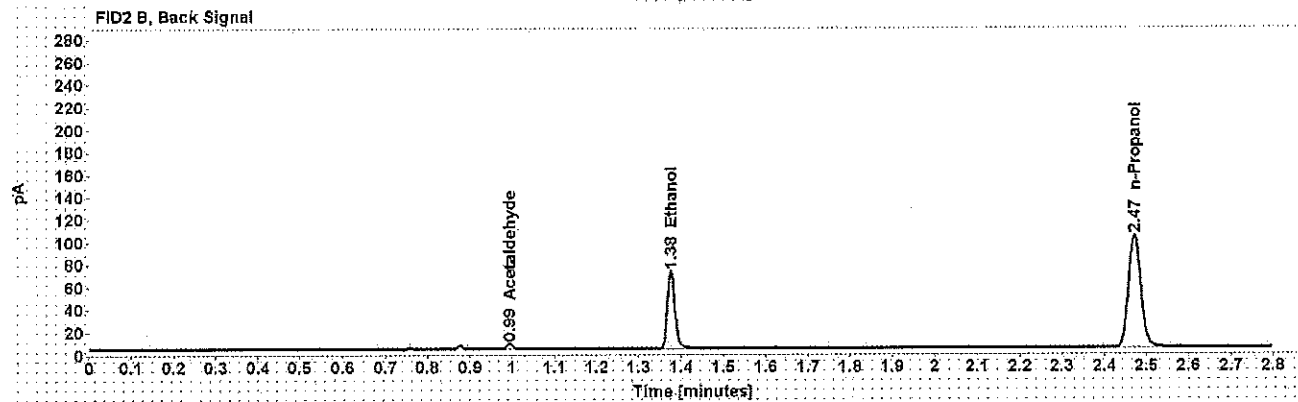
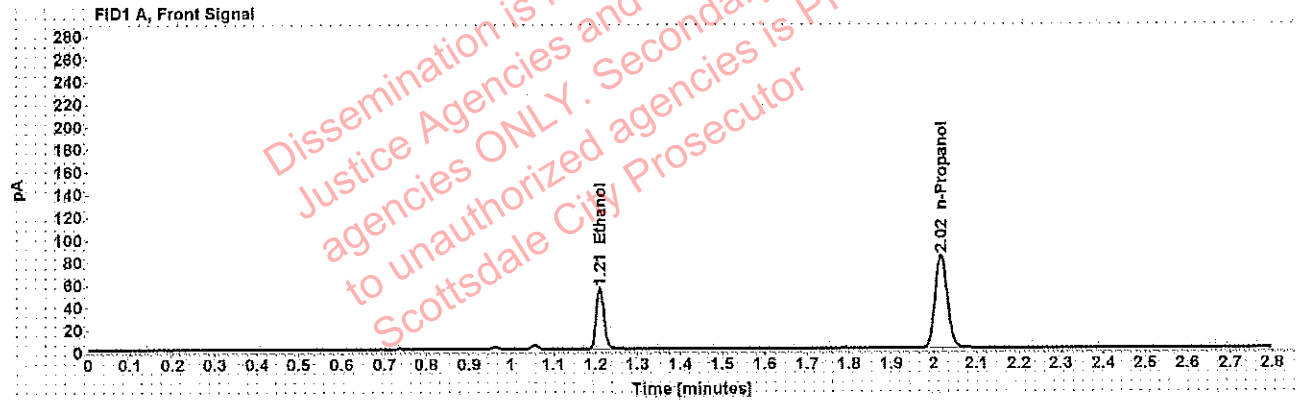


Table 1: FID 1 A (column DB-ALC1)

Compound	Amount (g/100mL)	Time (min)	Peak Area
>Ethanol	0.1108	1.210	69.516
n-Propanol	-----	2.017	165.523

Table 2: FID 2 B (column DB-ALC2)

Compound	Time (min)	Peak Area
Acetaldehyde	0.994	4.546
Ethanol	1.376	85.889
n-Propanol	2.472	203.789

Adrian, William - (01-May-2019)

Case: [REDACTED] User: wadrian 5/1/2019

Scottsdale Police Department Crime Lab Volatiles Analysis

Sample:	[REDACTED]	Vial:	47
Description:	[REDACTED]	LIMS ID:	[REDACTED]
Method:	ethanol quant.M	Sequence:	30Apr19
Instrument:	US14173023 CN14160045	Injection date:	4/30/2019 9:02:26 PM
Data file:	C:\Chem321\Data\30Apr19\47.D	Analyst:	Adrian

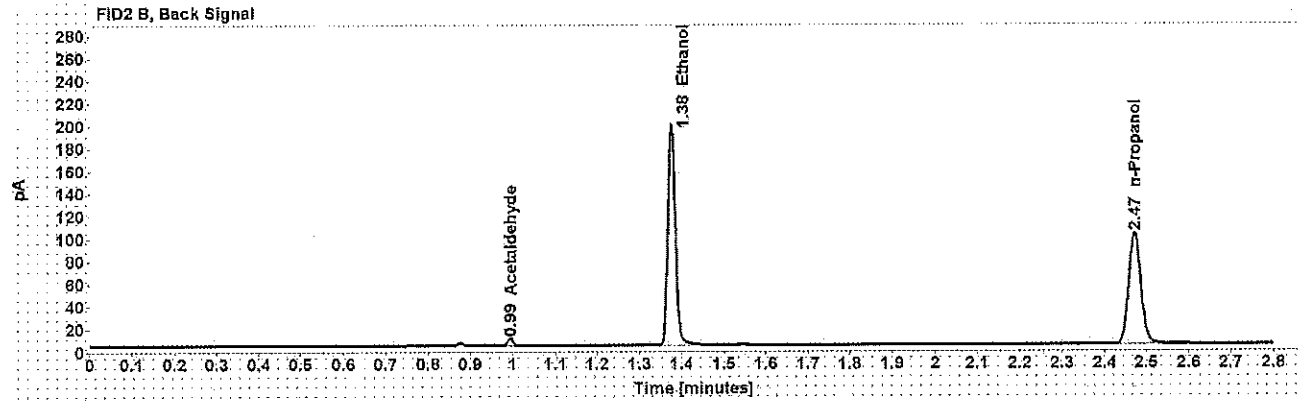
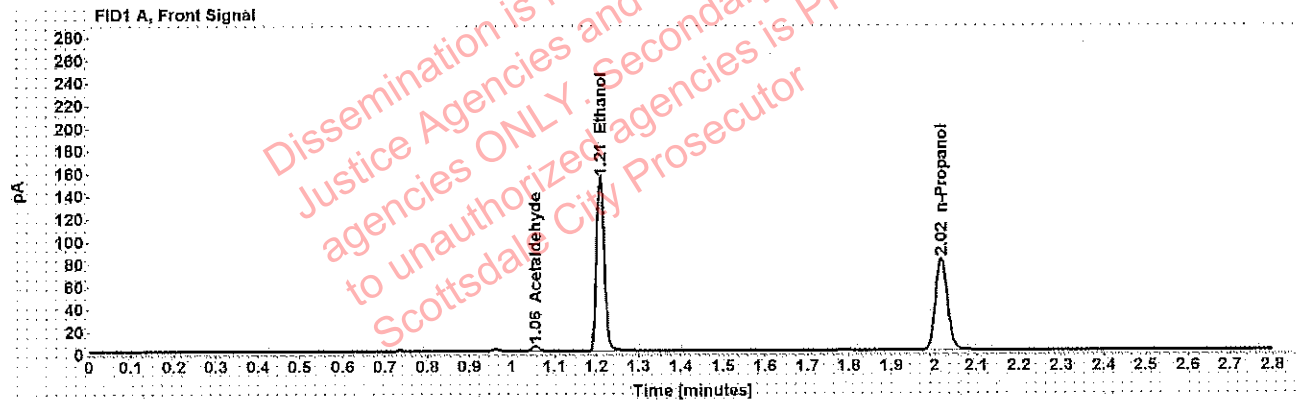


Table 1: FID 1 A (column DB-ALC1)

Compound	Amount (g/100mL)	Time (min)	Peak Area
Acetaldehyde	-----	1.056	4.585
>Ethanol	0.3141	1.209	196.256
n-Propanol	-----	2.017	163.256

Table 2: FID 2 B (column DB-ALC2)

Compound	Time (min)	Peak Area
Acetaldehyde	0.994	6.035
Ethanol	1.376	244.642
n-Propanol	2.472	200.691

Scottsdale Police Department Crime Lab Volatiles Analysis

Sample:	[REDACTED]	Vial:	48
Description:	[REDACTED]	LIMS ID:	[REDACTED]
Method:	ethanol quant.M	Sequence:	30Apr19
Instrument:	US14173023 CN14160045	Injection date:	4/30/2019 9:06:26 PM
Data file:	C:\Chem32\1\Data\30Apr19\48.D	Analyst:	Adrian

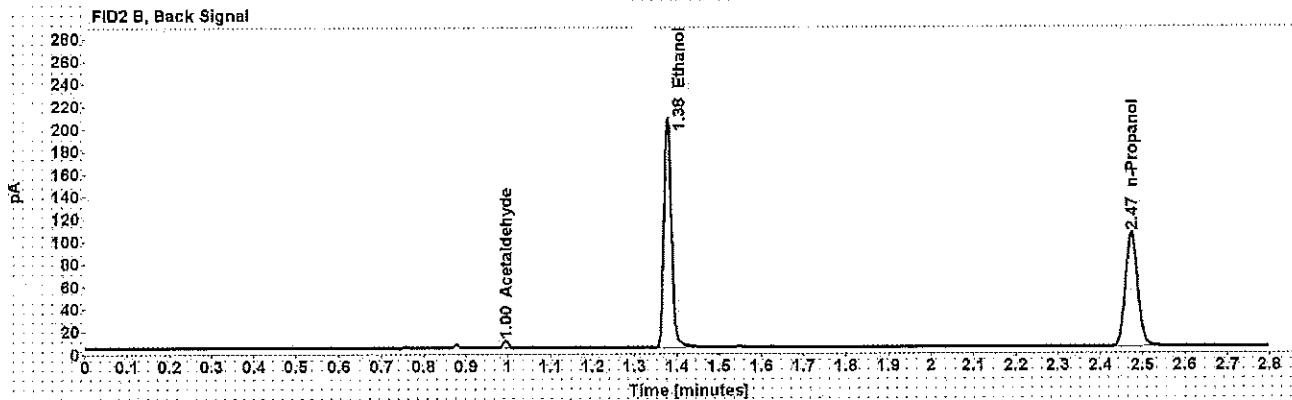
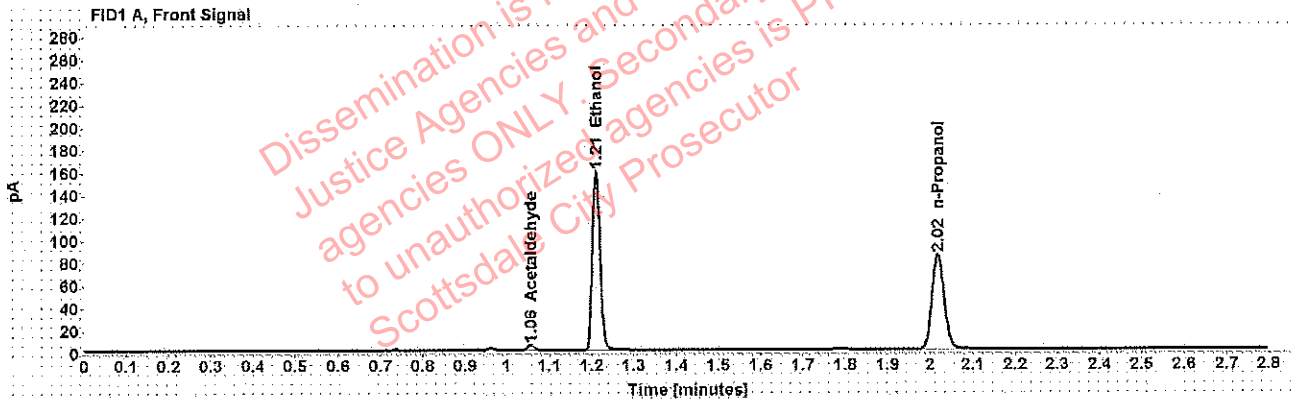


Table 1: FID 1 A (column DB-ALC1)

Compound	Amount (g/100mL)	Time (min)	Peak Area
Acetaldehyde	-----	1.056	4.656
>Ethanol	0.3169	1.211	203.951
n-Propanol	-----	2.018	168.155

Table 2: FID 2 B (column DB-ALC2)

Compound	Time (min)	Peak Area
Acetaldehyde	0.995	6.099
Ethanol	1.378	254.228
n-Propanol	2.474	206.848

Scottsdale Police Department Crime Lab Volatiles Analysis

Sample:	[REDACTED]	Vial:	49
Description:	[REDACTED]	LIMS ID:	[REDACTED]
Method:	ethanol quant.M	Sequence:	30Apr19
Instrument:	US14173023 CN14160045	Injection date:	4/30/2019 9:10:42 PM
Data file:	C:\Chem32\1\Data\30Apr19\49.D	Analyst:	Adrian

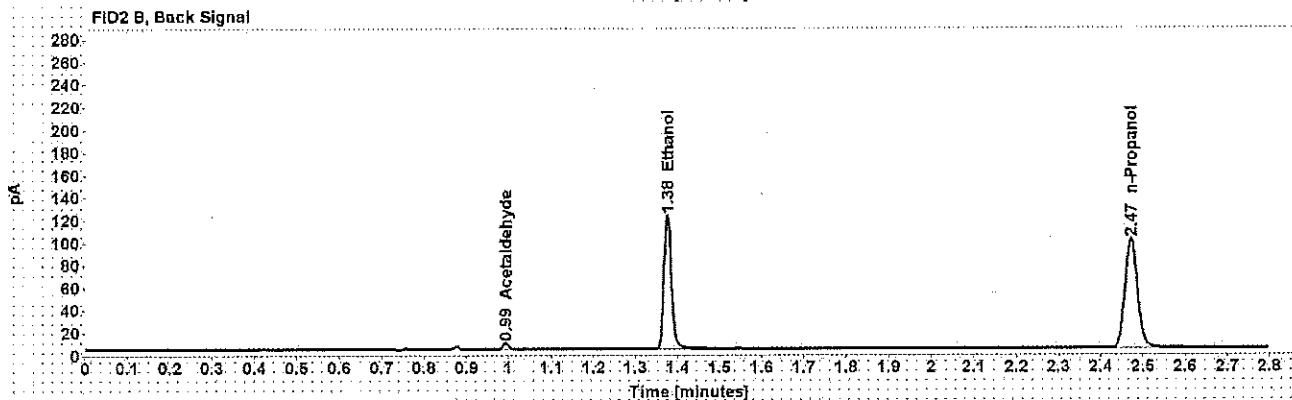
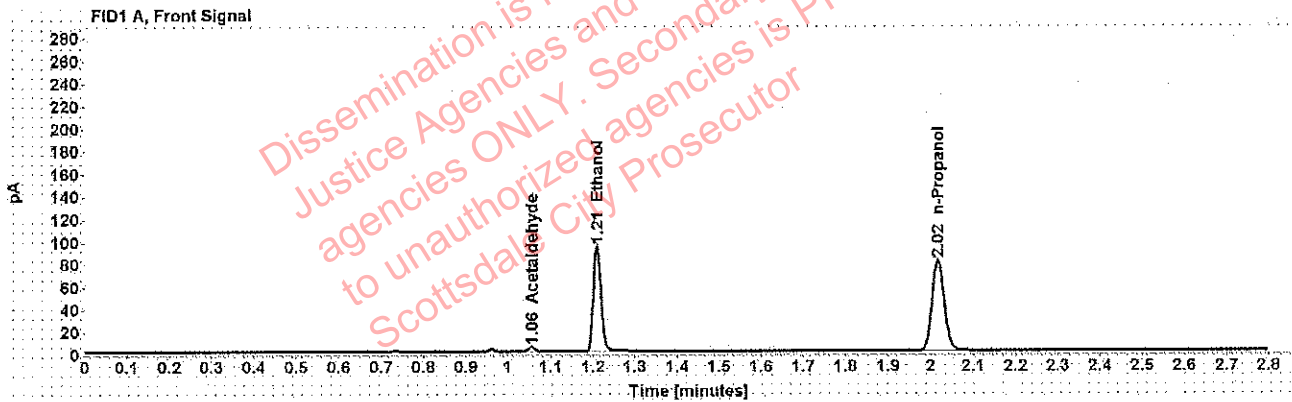


Table 1: FID 1 A (column DB-ALC1)

Compound	Amount (g/100mL)	Time (min)	Peak Area
Acetaldehyde	-----	1.056	4.038
>Ethanol	0.1956	1.210	120.006
n-Propanol	-----	2.017	160.772

Table 2: FID 2 B (column DB-ALC2)

Compound	Time (min)	Peak Area
Acetaldehyde	0.994	5.288
Ethanol	1.376	149.102
n-Propanol	2.472	197.588

Adrian, William - (01-May-2019)

Case: [REDACTED] User: wadrian 5/1/2019

Scottsdale Police Department Crime Lab Volatiles Analysis

Sample:	[REDACTED]	Vial:	50
Description:	[REDACTED]	LIMS ID:	[REDACTED]
Method:	ethanol quant.M	Sequence:	30Apr19
Instrument:	US14173023 CN14160045	Injection date:	4/30/2019 9:14:44 PM
Data file:	C:\Chem32\1\Data\30Apr19\50.D	Analyst:	Adrian

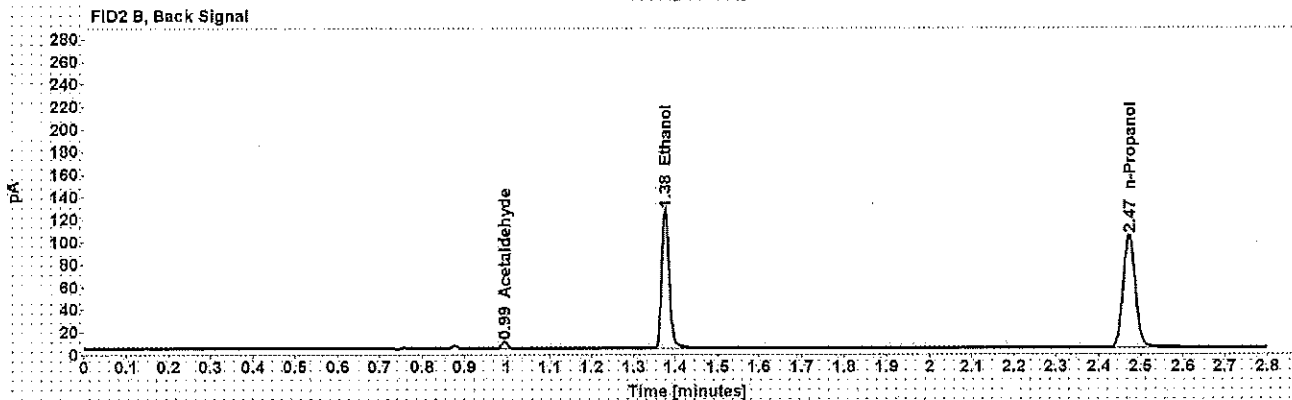
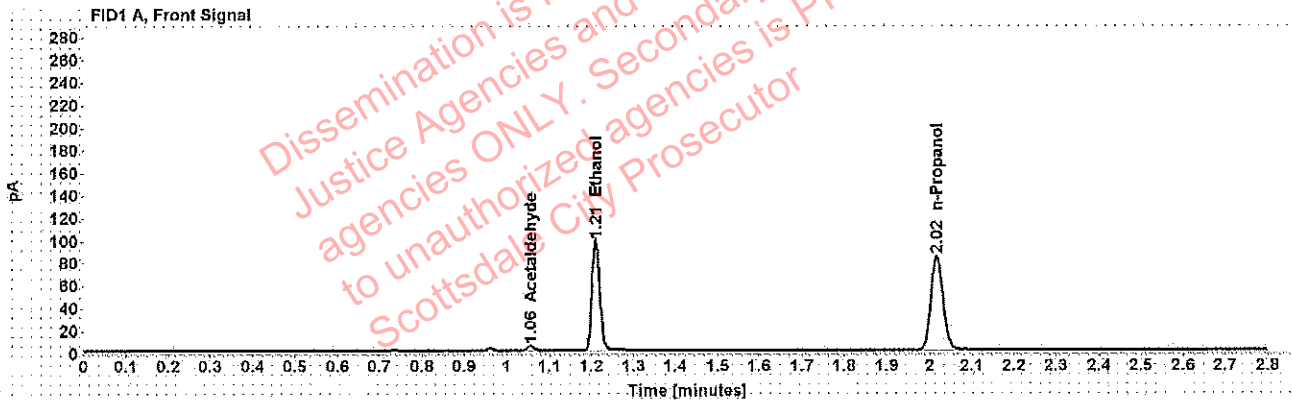


Table 1: FID 1 A (column DB-ALC1)

Compound	Amount (g/100mL)	Time (min)	Peak Area
Acetaldehyde	-----	1.056	4.349
>Ethanol	0.1958	1.210	124.162
n-Propanol	-----	2.017	166.193

Table 2: FID 2 B (column DB-ALC2)

Compound	Time (min)	Peak Area
Acetaldehyde	0.994	5.721
Ethanol	1.376	154.333
n-Propanol	2.472	204.470

Adrian, William - (01-May-2019)

Case: User: wadrian 5/1/2019

Scottsdale Police Department Crime Lab Volatiles Analysis

Sample:		Vial:	51
Description:		LIMS ID:	
Method:	ethanol quant.M	Sequence:	30Apr19
Instrument:	US14173023 CN14160045	Injection date:	4/30/2019 9:18:41 PM
Data file:	C:\Chem321\1\Data\30Apr19\51.D	Analyst:	Adrian

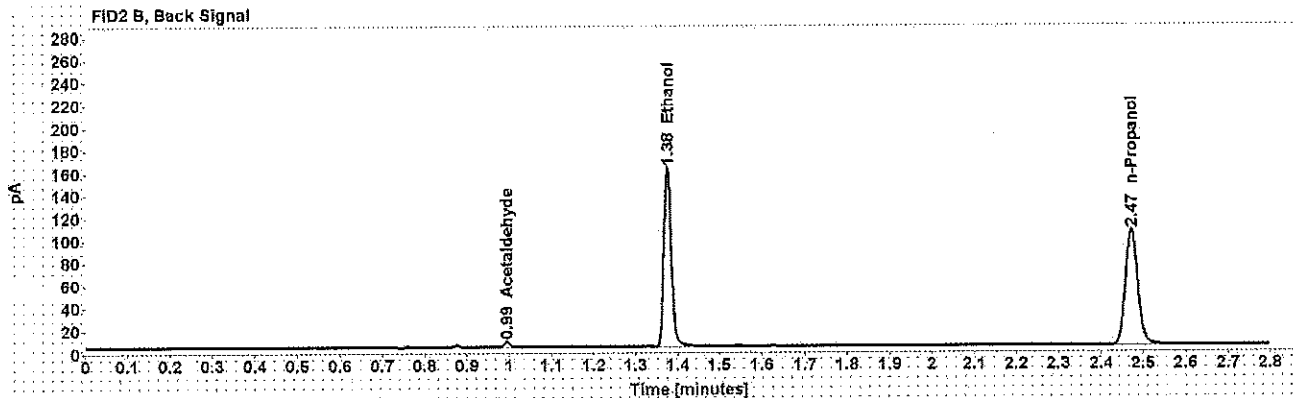
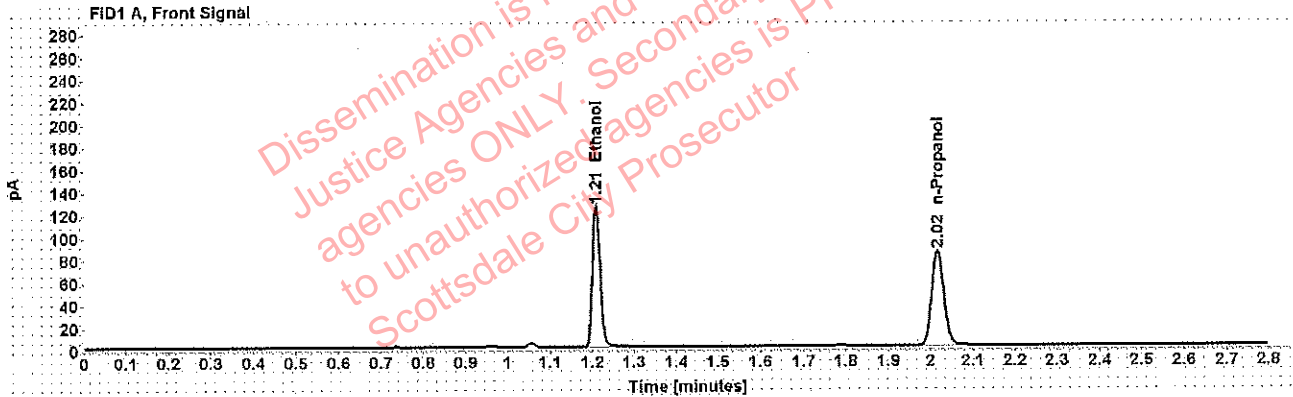


Table 1: FID 1 A (column DB-ALC1)

Compound	Amount (g/100mL)	Time (min)	Peak Area
>Ethanol	0.2472	1.210	159.783
n-Propanol	-----	2.017	169.101

Table 2: FID 2 B (column DB-ALC2)

Compound	Time (min)	Peak Area
Acetaldehyde	0.994	4.647
Ethanol	1.376	199.258
n-Propanol	2.472	208.491

Adrian, William - (01-May-2019)

Case: User: wadrian 5/1/2019

Scottsdale Police Department Crime Lab Volatiles Analysis

Sample:		Vial:	52
Description:		LIMS ID:	
Method:	ethanol quant.M	Sequence:	30Apr19
Instrument:	US14173023 CN14160045	Injection date:	4/30/2019 9:22:40 PM
Data file:	C:\Chem32\11\Data\30Apr19\52.D	Analyst:	Adrian

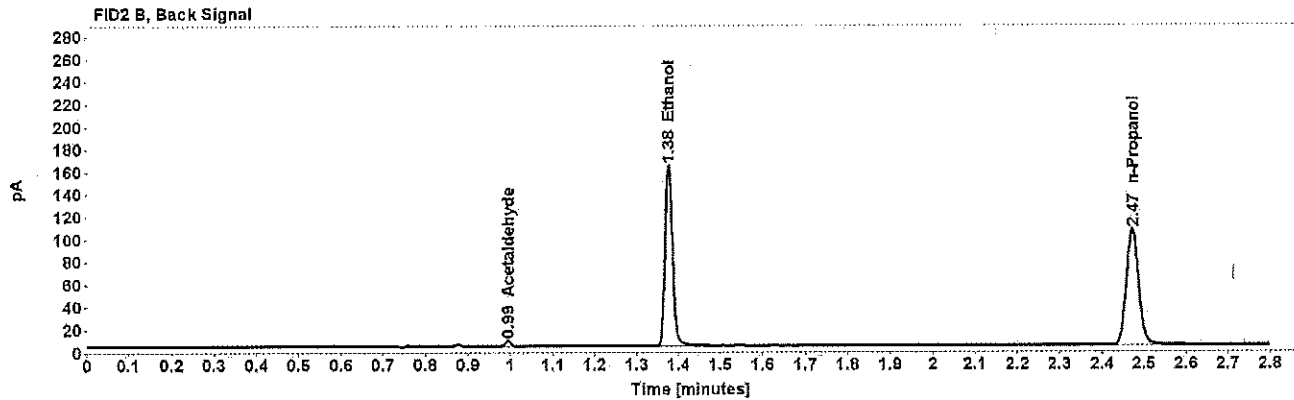
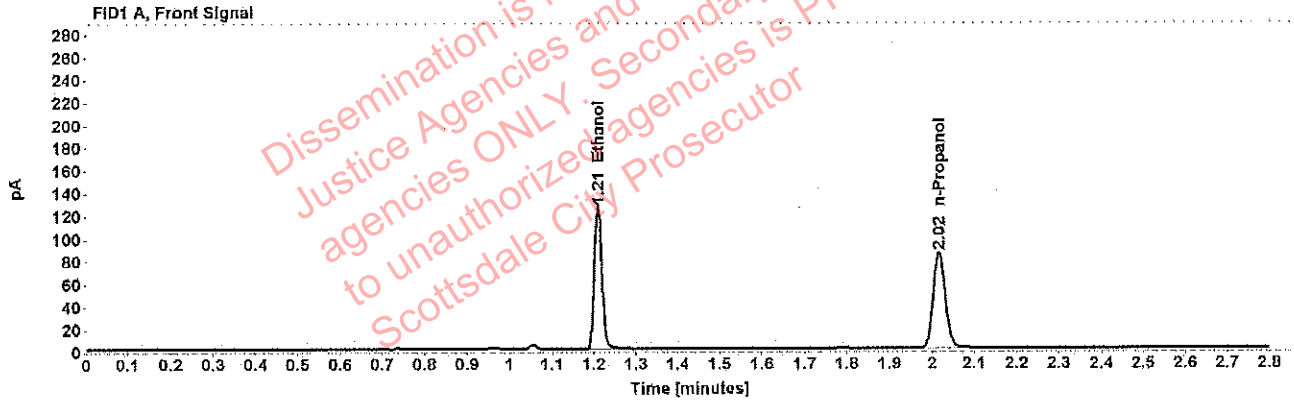


Table 1: FID 1 A (column DB-ALC1)

Compound	Amount (g/100mL)	Time (min)	Peak Area
>Ethanol	0.2471	1.210	160.802
n-Propanol	-----	2.017	170.305

Table 2: FID 2 B (column DB-ALC2)

Compound	Time (min)	Peak Area
Acetaldehyde	0.994	4.704
Ethanol	1.376	200.574
n-Propanol	2.472	209.748

Case: [REDACTED]: Adrian, William - (01-May-2019)

User: wadrian 5/1/2019

Scottsdale Police Department Crime Lab Volatiles Analysis

Sample:	[REDACTED]	Vial:	54
Description:	[REDACTED]	LIMS ID:	[REDACTED]
Method:	ethanol quant.M	Sequence:	30Apr19
Instrument:	US14173023 CN14160045	Injection date:	4/30/2019 9:30:42 PM
Data file:	C:\Chem32\1\Data\30Apr19\54.D	Analyst:	Adrian

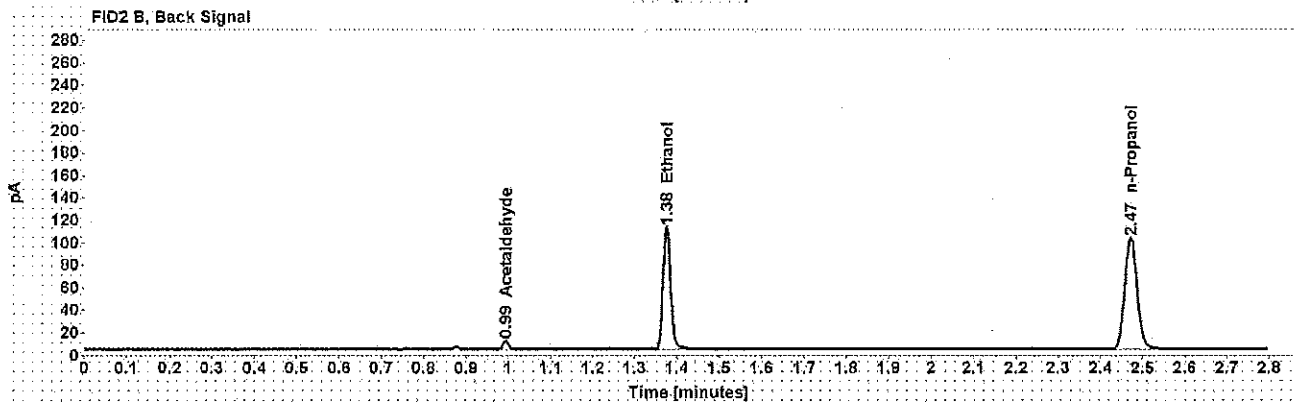
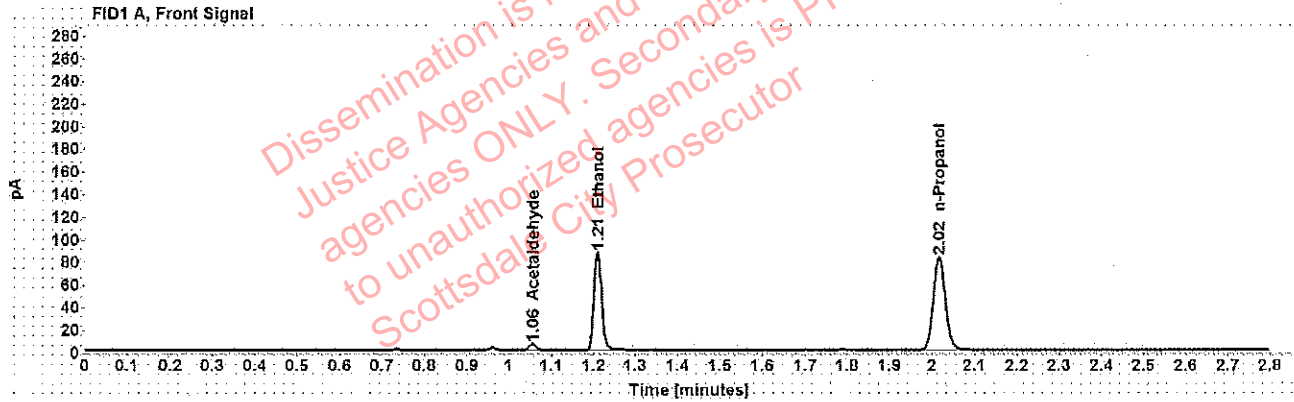


Table 1: FID 1 A (column DB-ALC1)

Compound	Amount (g/100mL)	Time (min)	Peak Area
Acetaldehyde	-----	1.056	5.634
>Ethanol	0.1760	1.210	110.203
n-Propanol	-----	2.017	164.273

Table 2: FID 2 B (column DB-ALC2)

Compound	Time (min)	Peak Area
Acetaldehyde	0.994	7.411
Ethanol	1.376	136.410
n-Propanol	2.472	202.287

Scottsdale Police Department Crime Lab Volatiles Analysis

Sample:	[REDACTED]	Vial:	55
Description:	[REDACTED]	LIMS ID:	[REDACTED]
Method:	ethanol quant.M	Sequence:	30Apr19
Instrument:	US14173023 CN14160045	Injection date:	4/30/2019 9:34:56 PM
Data file:	C:\Chem32\1\Data\30Apr19\55.D	Analyst:	Adrian

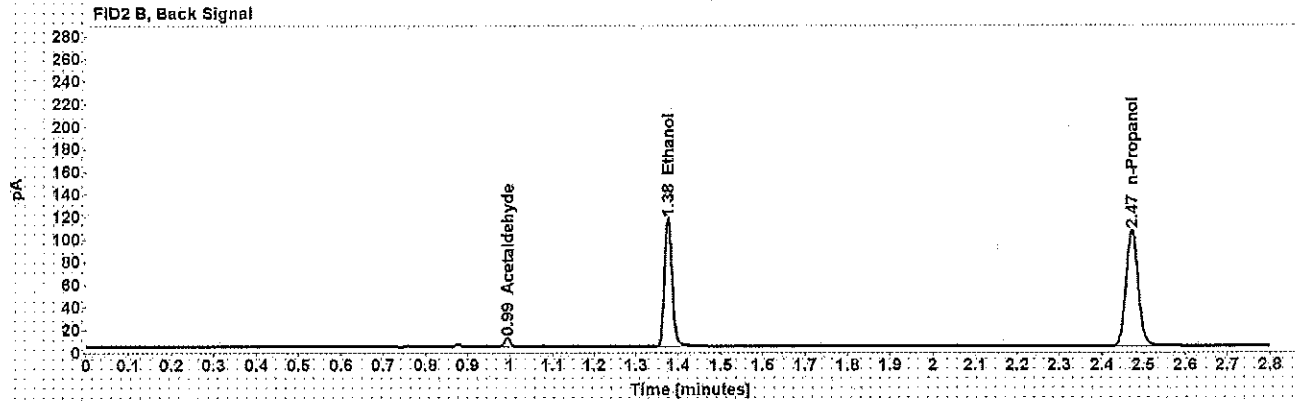
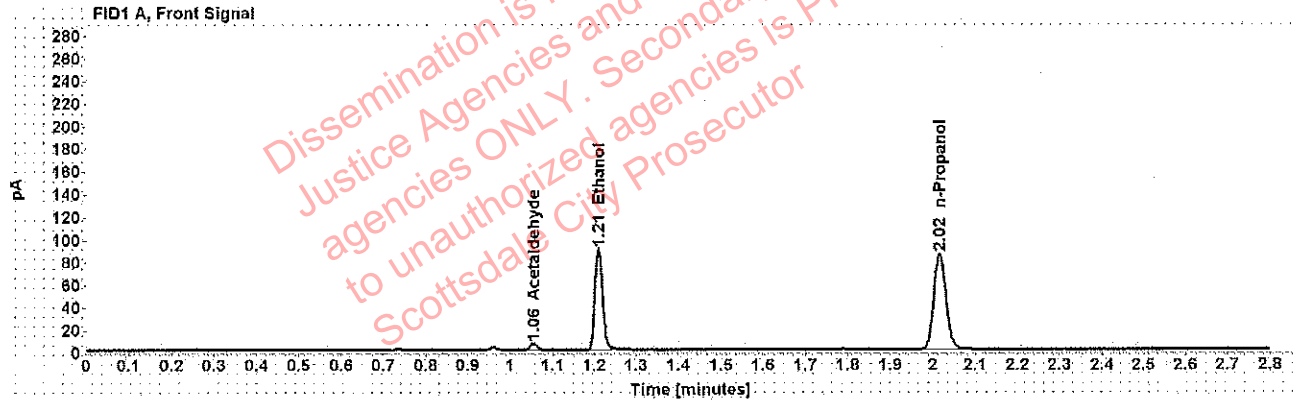


Table 1: FID 1 A (column DB-ALC1)

Compound	Amount (g/100mL)	Time (min)	Peak Area
Acetaldehyde	-----	1.056	5.666
>Ethanol	0.1766	1.210	114.503
n-Propanol	-----	2.017	170.083

Table 2: FID 2 B (column DB-ALC2)

Compound	Time (min)	Peak Area
Acetaldehyde	0.994	7.427
Ethanol	1.376	141.665
n-Propanol	2.472	209.168

Scottsdale Police Department Crime Lab Volatiles Analysis

Sample:	28082014-B	Vial:	20
Description:	0.080	LIMS ID:	
Method:	ethanol quant.M	Sequence:	30Apr19
Instrument:	US14173023 CN14160045	Injection date:	4/30/2019 7:13:26 PM
Data file:	C:\Chem32\1\Data\30Apr19\20.D	Analyst:	Adrian

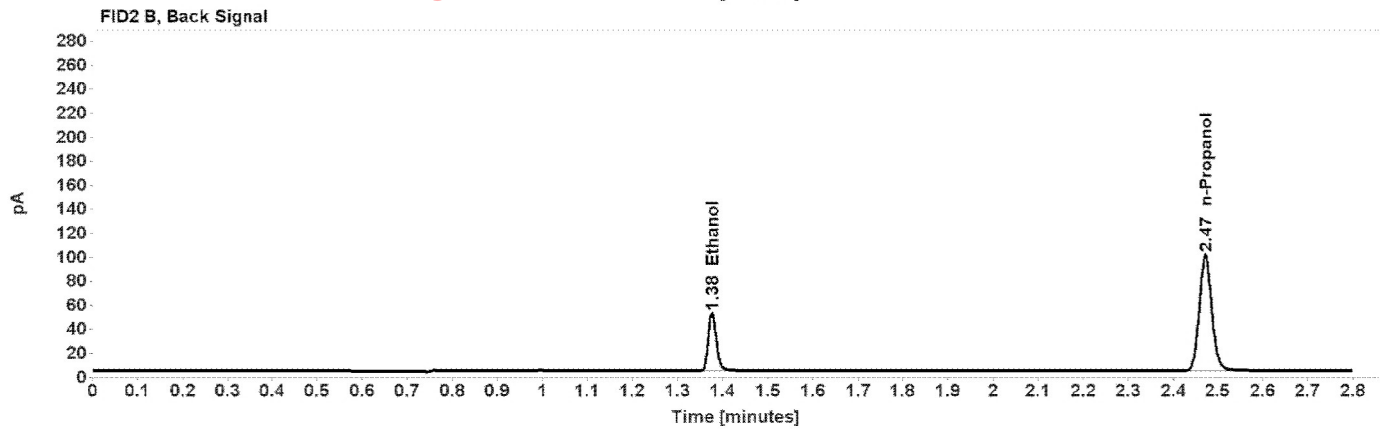
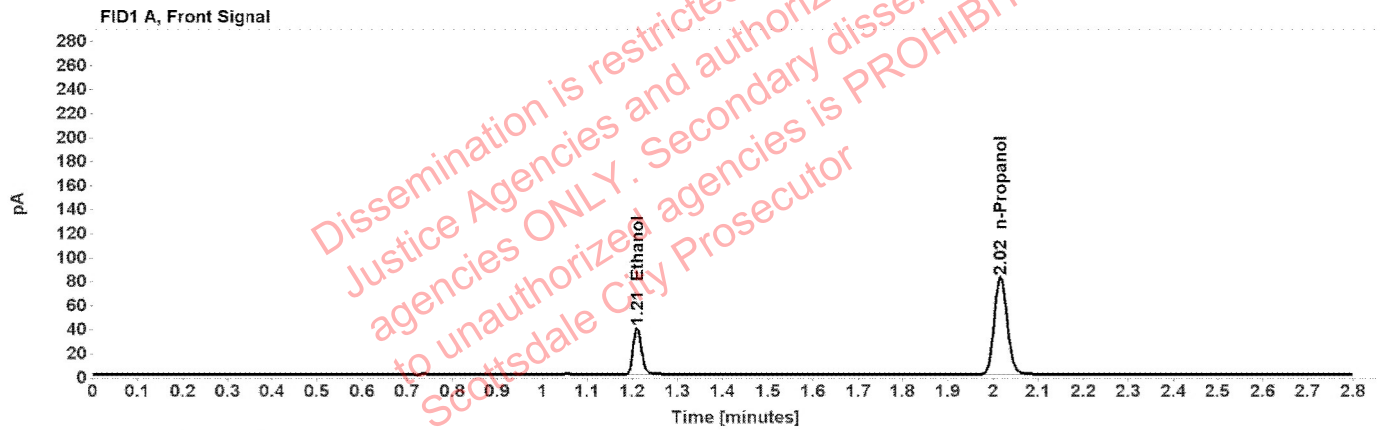


Table 1: FID 1 A (column DB-ALC1)

Compound	Amount (g/100mL)	Time (min)	Peak Area
>Ethanol	0.0812	1.211	49.658
n-Propanol	-----	2.017	162.043

Table 2: FID 2 B (column DB-ALC2)

Compound	Time (min)	Peak Area
Ethanol	1.377	61.377
n-Propanol	2.472	198.985