

SCOTTSDALE POLICE DEPARTMENT CRIME LABORATORY BLOOD ALCOHOL FACE SHEET

ANALYSIS DATE 090618 SEQUENCE NAME 06SEPT18

EQUIPMENT

Pipettor Hamilton ML600EH7497 Hamilton ML600GJ10749
 Gas Chromatograph Agilent US14173023

INSTRUMENT CALIBRATION

Vial 1 0.02 calibrator Lot FN03241604 Coefficient of determination (r²)
 Vial 2 0.10 calibrator Lot FN06181501 1.00000
 Vial 3 0.20 calibrator Lot FN07201502
 Vial 4 0.40 calibrator Lot FN11191402

CALIBRATION VERIFICATION AND RESOLUTION TEST

Vial	Sample	Expected result	Measured result	Manufacturer/lot
5	Blank	Not detected	Not detected	SPD lab 081418
6	Volatiles mixture	6 compounds	6 compounds	SPD lab 020917WLA
7	Aqueous control	0.400 g/dL	0.405 g/dL	Lipomed 08012015-C
8	Aqueous control	0.040 g/dL	0.040 g/dL	Lipomed 09022015-A
9	Blood control	0.198 g/dL	0.201 g/dL	ACQ 407041529/3
20	Aqueous control	0.080 g/dL	0.081 g/dL	Lipomed 28082014-B
31	Aqueous control	0.150 g/dL	0.150 g/dL	Lipomed 09022015-C
42	Blood control	0.198 g/dL	0.200 g/dL	ACQ 407041529/3
53	Aqueous control	0.080 g/dL	0.079 g/dL	Lipomed 28082014-B
58	Aqueous control	0.400 g/dL	0.404 g/dL	Lipomed 08012015-C
59	Aqueous control	0.040 g/dL	0.039 g/dL	Lipomed 09022015-A
60	Blood control	0.198 g/dL	0.199 g/dL	ACQ 407041529/3
61	Blank	Not detected	Not detected	SPD lab 081418

SUBJECT SAMPLES

Subjects in the sequence 22 Subjects requiring reanalysis 2

ADDITIONAL NOTES: Position 18/19 (DR 2018-31522) and 45/46 (DR 18-08998) duplicates exceeded the acceptable range of 2% difference from the mean and will therefore be reanalyzed.

Run valid Run invalid Analyst Run valid Run invalid Technical Reviewer

Scottsdale Police Department Crime Laboratory Sequence Quality Assurance Summary

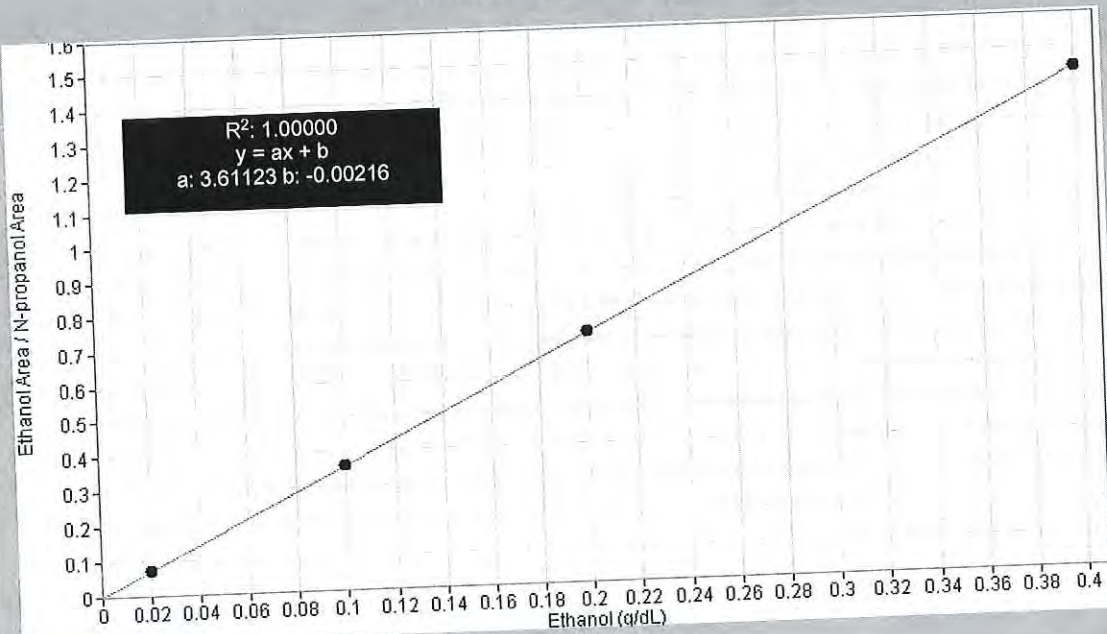
SEQUENCE NAME: 06SEPT18

ANALYST: Raines *mm*

Sample Name	Vial	Measured Value (g/dL)	Expected Value (g/dL)	Percent Difference	Absolute Difference (g/dL)
blank 081418	5	negative	negative	-	-
0.400 Lipomed 08012015-C	7	0.405	0.400	1.25	0.005
0.040 Lipomed 09022015-A	8	0.040	0.040	0.00	0.000
0.198 ACQ 407041529/3	9	0.201	0.198	1.52	0.003
0.080 Lipomed 28082014-B	20	0.081	0.080	1.25	0.001
0.150 Lipomed 09022015-C	31	0.150	0.150	0.00	0.000
0.198 ACQ 407041529/3	42	0.200	0.198	1.01	0.002
0.080 Lipomed 28082014-B	53	0.079	0.080	1.25	-0.001
0.40 Lipomed 08012015-C	58	0.404	0.400	1.00	0.004
0.04 Lipomed 09022015-A	59	0.039	0.040	2.50	-0.001
0.198 ACQ 407041529/3	60	0.199	0.198	0.51	0.001
blank 081418	61	negative	negative	-	-

Calibrator	Ethanol Area	N-propanol Area	Ratio
0.020	12.774	182.551	0.070
0.100	65.028	181.115	0.359
0.200	133.957	186.013	0.720
0.400	259.160	179.687	1.442

Calibration Line



Scottsdale Police Department Crime Lab Volatiles Analysis

Sample: 0.020 Cerilliant FN03241604	Item number:
Injection date: 9/6/2018 2:30:57 PM	Vial: 1
Method: ethanol quant.M	Sequence: 06SEPT18
Instrument: US14173023 CN14160045	Analyst: Raines <i>MM</i>
Data file: C:\Chem32\1\Data\Raines\06SEPT18\1.D	

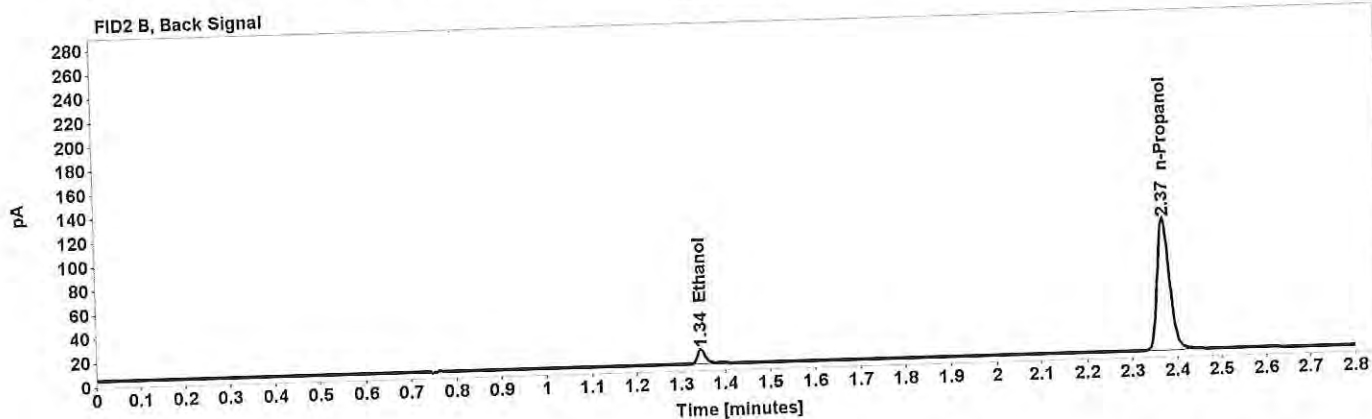
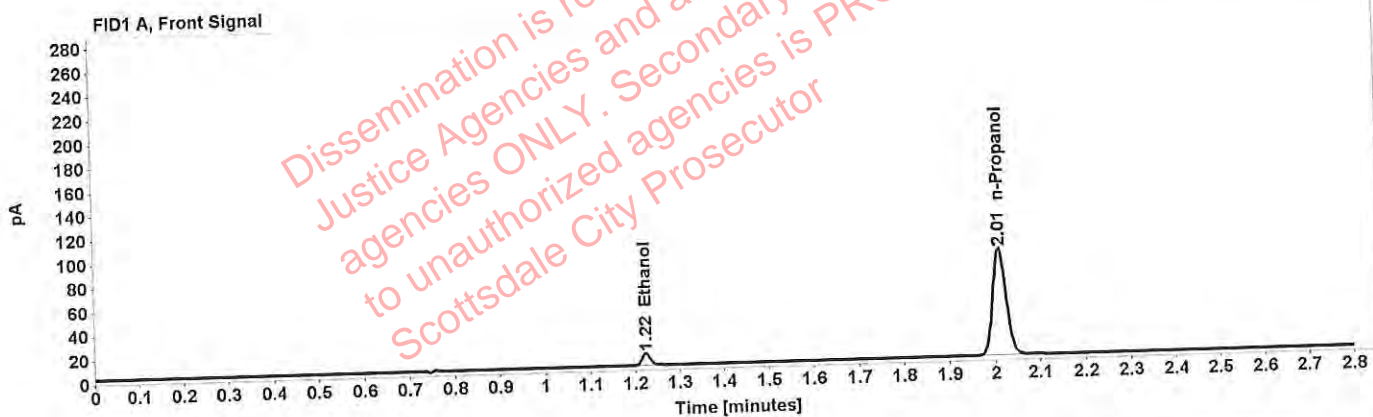


Table 1: FID 1 A (column DB-ALC1)

Compound	Time (min)	Peak Area
Ethanol	1.223	12.774
n-Propanol	2.010	182.551

Table 2: FID 2 B (column DB-ALC2)

Compound	Time (min)	Peak Area
Ethanol	1.345	14.674
n-Propanol	2.372	211.716

Scottsdale Police Department Crime Lab Volatiles Analysis

Sample: 0.100 Cerilliant FN06181501 Injection date: 9/6/2018 2:34:58 PM Method: ethanol quant.M Instrument: US14173023 CN14160045 Data file: C:\Chem32\1\Data\Raines\06SEPT18\2.D	Item number: Vial: 2 Sequence: 06SEPT18 Analyst: Raines
--	--

Dissemination is restricted to Criminal Justice Agencies and authorized NOA's only. Secondary dissemination to unauthorized agencies is PROHIBITED.
 Scottsdale City Prosecutor

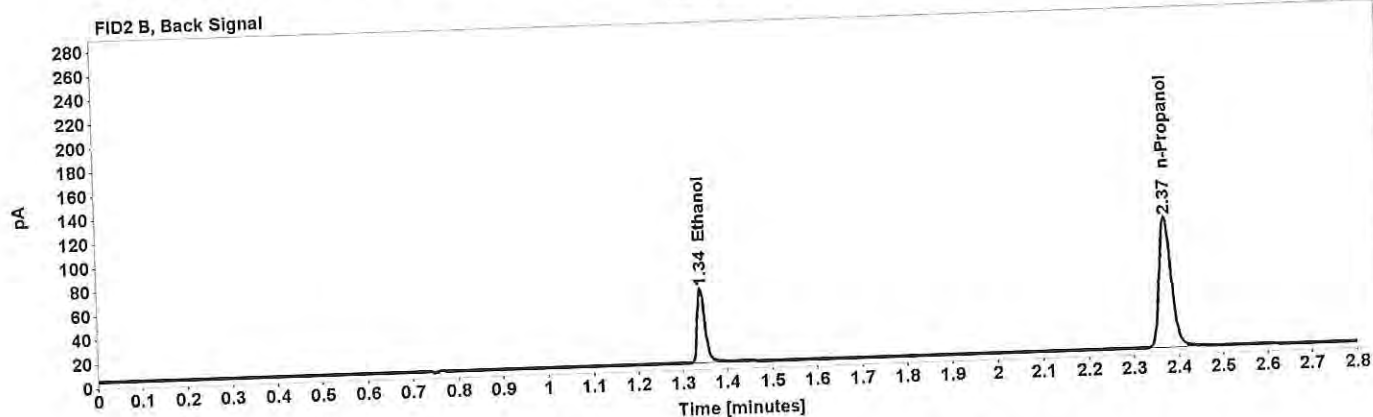
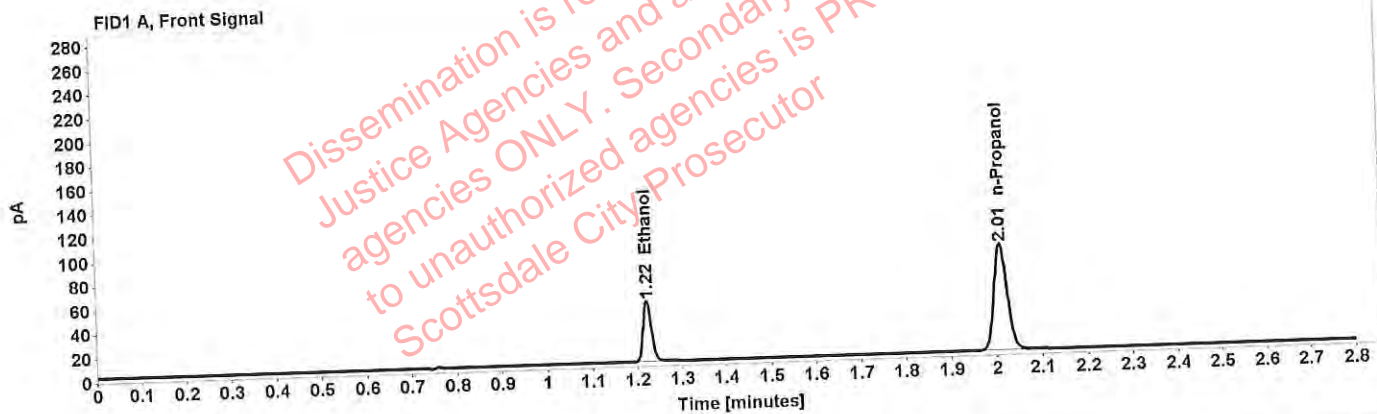


Table 1: FID 1 A (column DB-ALC1)

Compound	Time (min)	Peak Area
Ethanol	1.222	65.028
n-Propanol	2.011	181.115

Table 2: FID 2 B (column DB-ALC2)

Compound	Time (min)	Peak Area
Ethanol	1.342	76.104
n-Propanol	2.372	210.110

Scottsdale Police Department Crime Lab Volatiles Analysis

Sample: 0.200 Cerilliant FN07201502	Item number: 3
Injection date: 9/6/2018 2:38:58 PM	Vial: 06SEPT18
Method: ethanol quant.M	Sequence: Raines <i>[Signature]</i>
Instrument: US14173023 CN14160045	Analyst: Raines <i>[Signature]</i>
Data file: C:\Chem32\1\Data\Raines\06SEPT18\3.D	

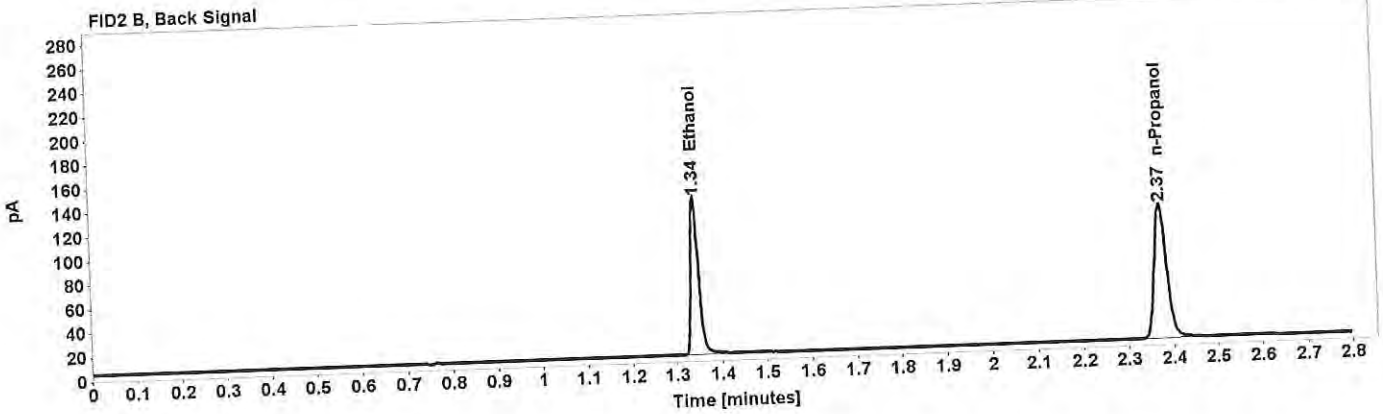
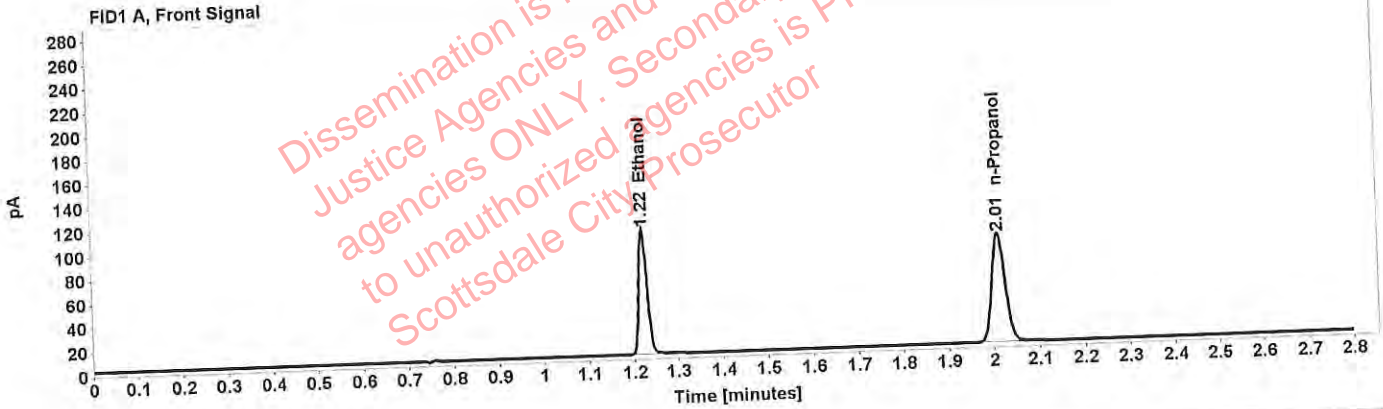


Table 1: FID 1 A (column DB-ALC1)

Compound	Time (min)	Peak Area
Ethanol	1.222	133.957
n-Propanol	2.011	186.013

Table 2: FID 2 B (column DB-ALC2)

Compound	Time (min)	Peak Area
Ethanol	1.342	157.724
n-Propanol	2.372	215.639

Scottsdale Police Department Crime Lab Volatiles Analysis

Sample: 0.400 Cerilliant FN11191402	Item number: 4
Injection date: 9/6/2018 2:42:57 PM	Vial: 06SEPT18
Method: ethanol quant.M	Sequence: Raines <i>MM</i>
Instrument: US14173023 CN14160045	Analyst:
Data file: C:\Chem32\1\Data\Raines\06SEPT18\4.D	

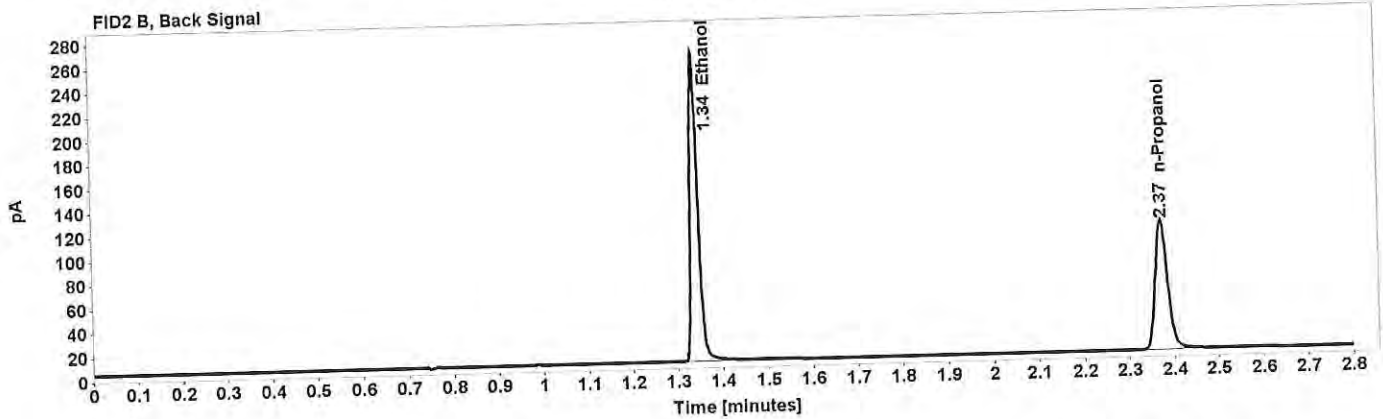
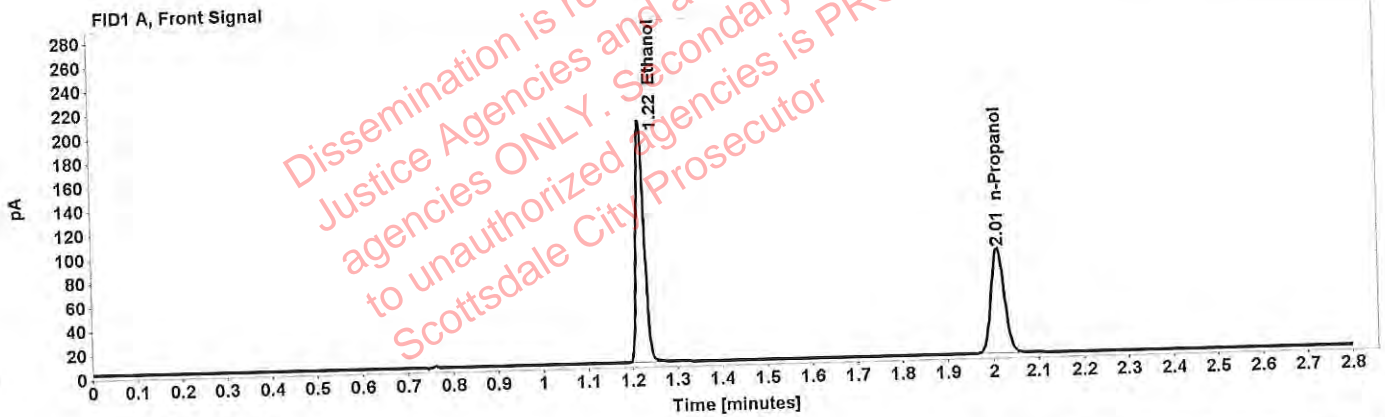


Table 1: FID 1 A (column DB-ALC1)

Compound	Time (min)	Peak Area
Ethanol	1.221	259.160
n-Propanol	2.010	179.687

Table 2: FID 2 B (column DB-ALC2)

Compound	Time (min)	Peak Area
Ethanol	1.341	307.527
n-Propanol	2.372	208.386

Scottsdale Police Department Crime Lab Volatiles Analysis

Sample: blank 081418	Item number: 5
Injection date: 9/6/2018 2:46:58 PM	Vial: 06SEPT18
Method: ethanol quant.M	Sequence: Raines <i>[Signature]</i>
Instrument: US14173023 CN14160045	Analyst: Raines <i>[Signature]</i>
Data file: C:\Chem32\1\Data\Raines\06SEPT18\5.D	

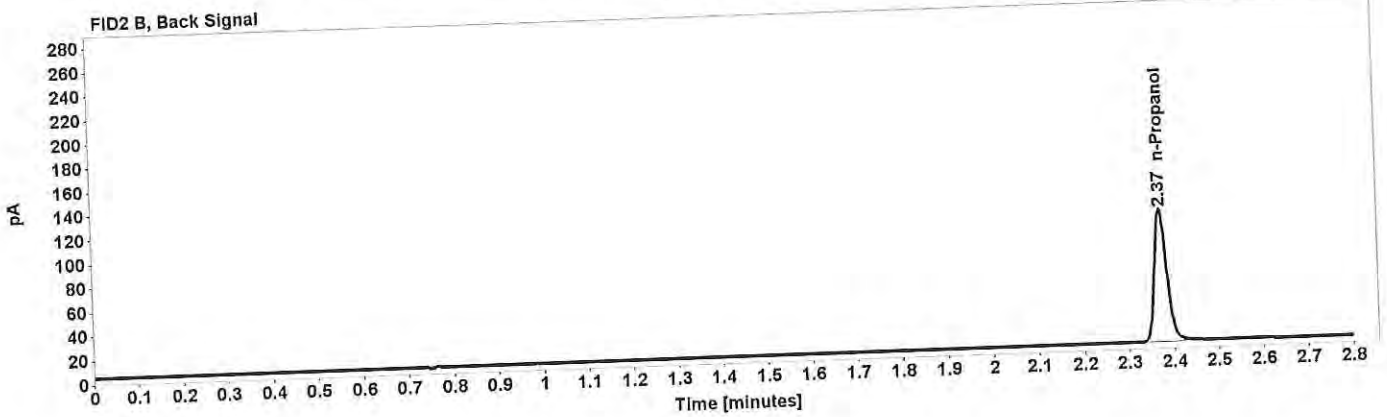
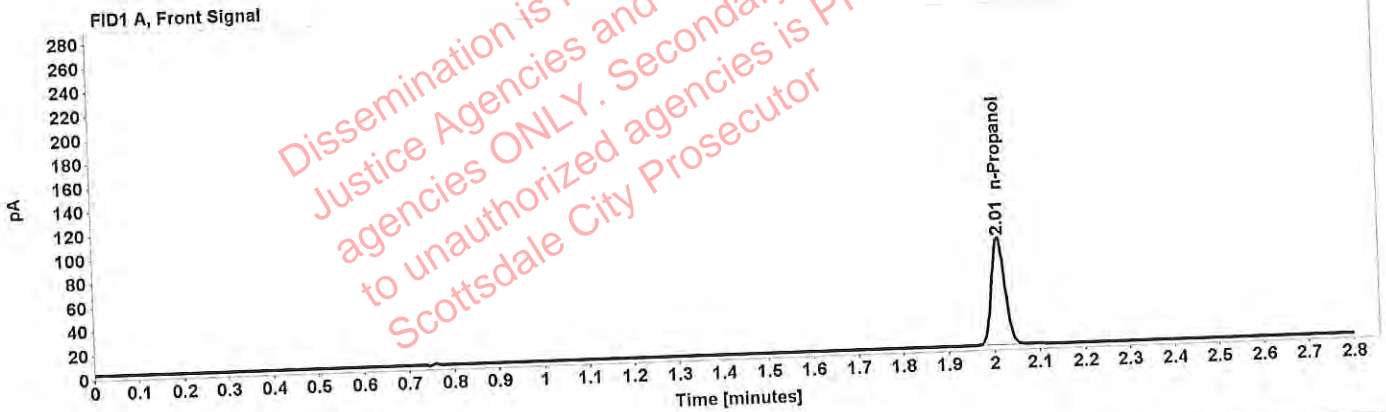


Table 1: FID 1 A (column DB-ALC1)

Compound	Amount (g/100mL)	Time (min)	Peak Area
n-Propanol	-----	2.011	184.054

Table 2: FID 2 B (column DB-ALC2)

Compound	Time (min)	Peak Area
n-Propanol	2.372	212.920

Scottsdale Police Department Crime Lab Volatiles Analysis

Sample: volatiles mix 020917 WLA Injection date: 9/6/2018 2:50:58 PM Method: ethanol quant.M Instrument: US14173023 CN14160045 Data file: C:\Chem32\1\Data\Raines\06SEPT18\6.D	Item number: Vial: 6 Sequence: 06SEPT18 Analyst: Raines
---	--

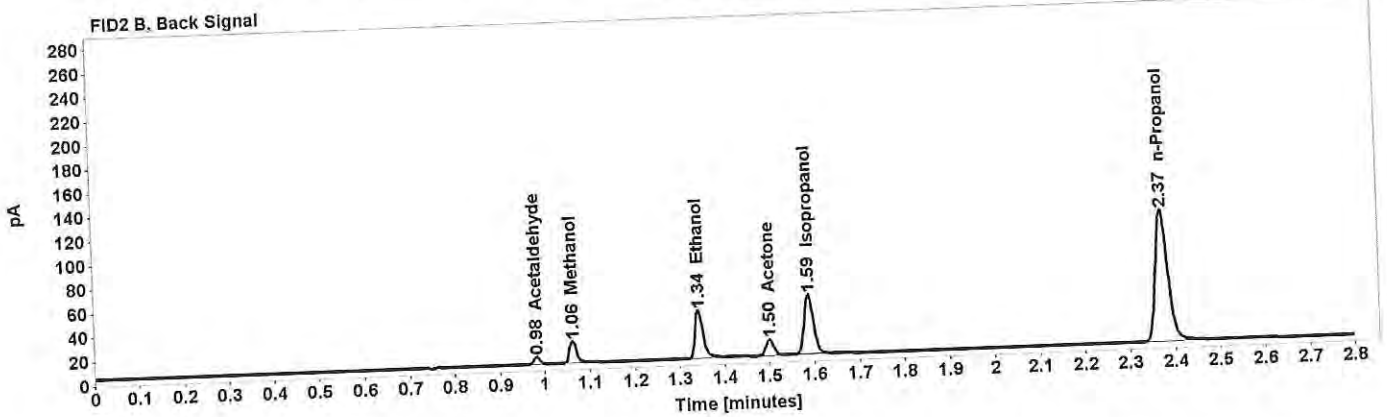
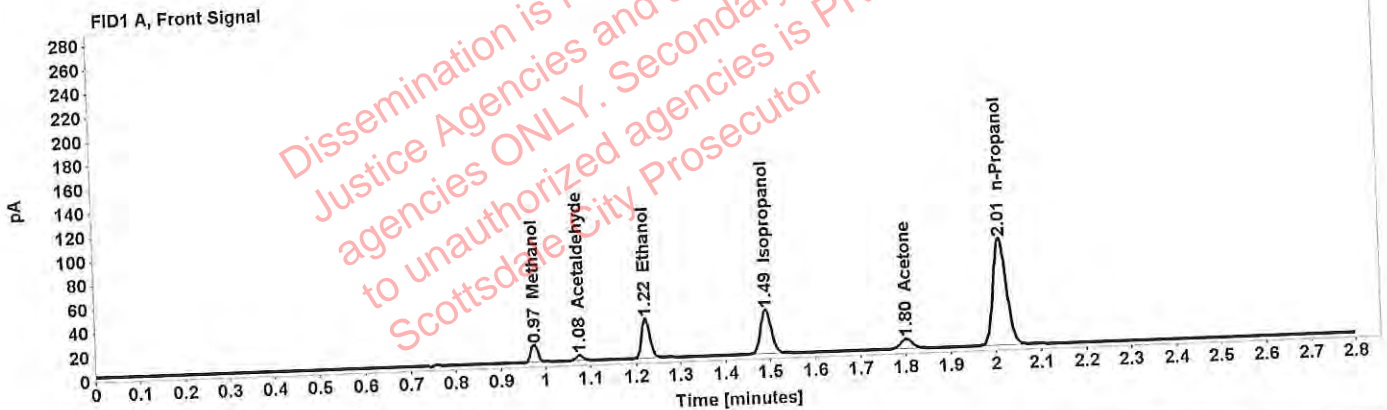


Table 1: FID 1 A (column DB-ALC1)

Compound	Amount (g/100mL)	Time (min)	Peak Area
Methanol	-----	0.975	16.173
Acetaldehyde	-----	1.076	4.509
>Ethanol	0.0645	1.222	42.226
Isopropanol	-----	1.491	60.213
Acetone	-----	1.801	14.502
n-Propanol	-----	2.011	182.878

Table 2: FID 2 B (column DB-ALC2)

Compound	Time (min)	Peak Area
Acetaldehyde	0.983	5.586
Methanol	1.063	19.373
Ethanol	1.343	49.142
Acetone	1.500	16.523
Isopropanol	1.588	71.623
n-Propanol	2.372	211.894

Scottsdale Police Department Crime Lab Volatiles Analysis

Sample: 0.400 Lipomed 08012015-C Injection date: 9/6/2018 2:55:13 PM Method: ethanol quant.M Instrument: US14173023 CN14160045 Data file: C:\Chem32\1\Data\Raines\06SEPT18\7.D	Item number: Vial: 7 Sequence: 06SEPT18 Analyst: Raines <i>[Signature]</i>
---	---

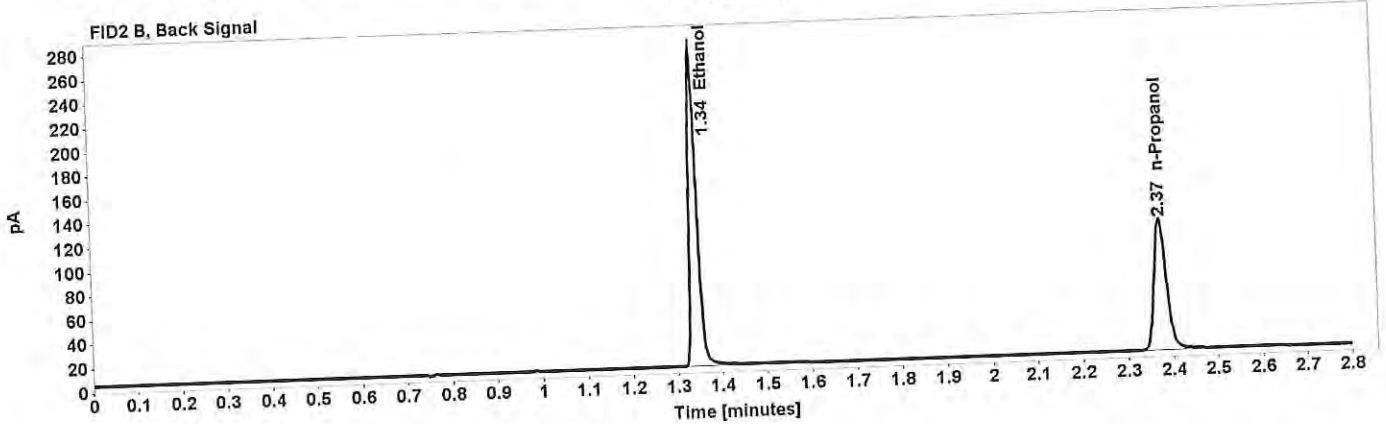
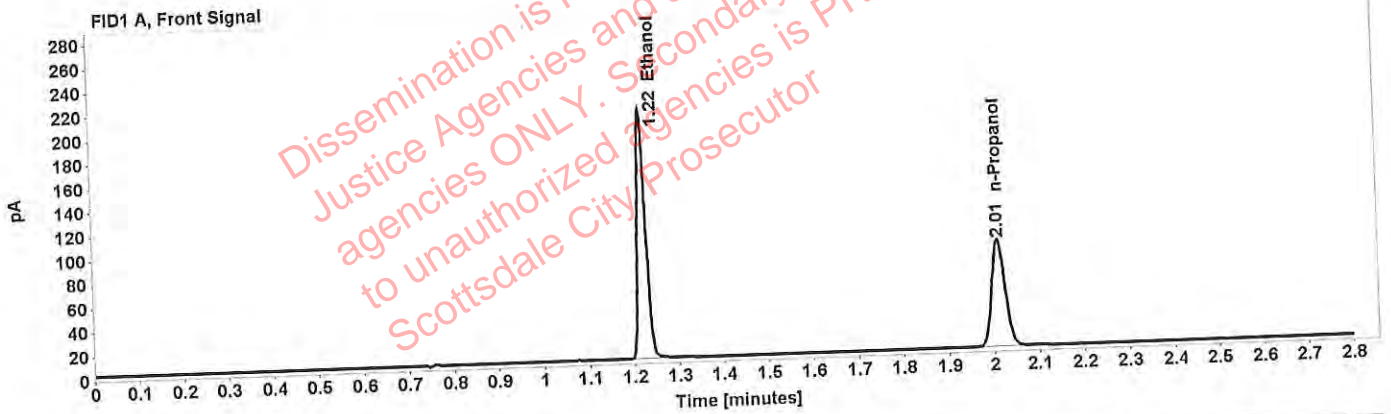


Table 1: FID 1 A (column DB-ALC1)

Compound	Amount (g/100mL)	Time (min)	Peak Area
>Ethanol	0.4053	1.221	266.032
n-Propanol	-----	2.011	182.034

Table 2: FID 2 B (column DB-ALC2)

Compound	Time (min)	Peak Area
Ethanol	1.341	315.480
n-Propanol	2.372	211.181

Scottsdale Police Department Crime Lab Volatiles Analysis

Sample: 0.040 Lipomed 09022015-A Injection date: 9/6/2018 2:59:13 PM Method: ethanol quant.M Instrument: US14173023 CN14160045 Data file: C:\Chem32\1\Data\Raines\06SEPT18\8.D	Item number: Vial: 8 Sequence: 06SEPT18 Analyst: Raines <i>[Signature]</i>
---	---

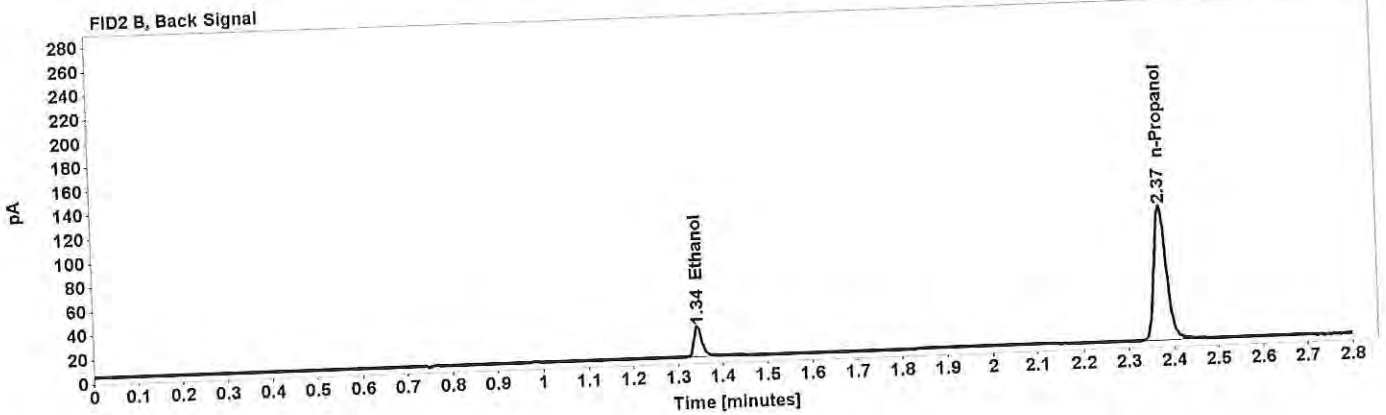
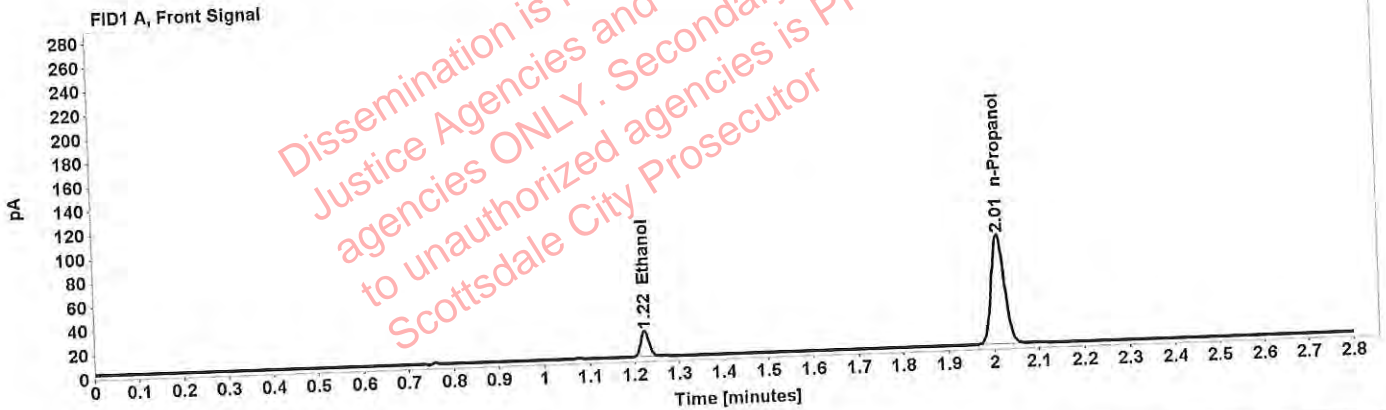


Table 1: FID 1 A (column DB-ALC1)

Compound	Amount (g/100mL)	Time (min)	Peak Area
>Ethanol	0.0406	1.223	26.968
n-Propanol	-----	2.011	186.820

Table 2: FID 2 B (column DB-ALC2)

Compound	Time (min)	Peak Area
Ethanol	1.344	31.008
n-Propanol	2.373	216.183

Scottsdale Police Department Crime Lab Volatiles Analysis

Sample: 0.198 ACQ 407041529/3	Item number:
Injection date: 9/6/2018 3:03:13 PM	Vial: 9
Method: ethanol quant.M	Sequence: 06SEPT18
Instrument: US14173023 CN14160045	Analyst: Raines
Data file: C:\Chem32\1\Data\Raines\06SEPT18\9.D	

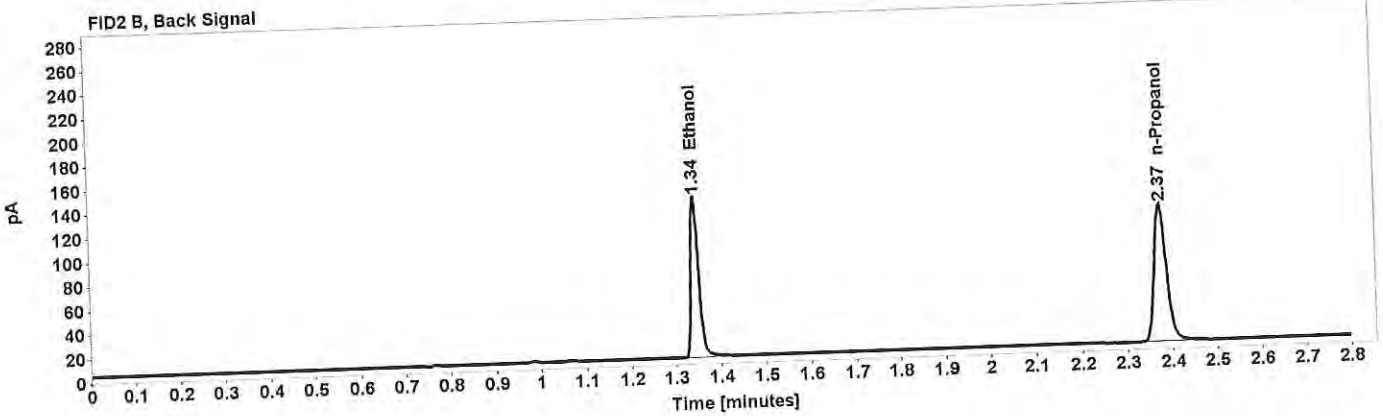
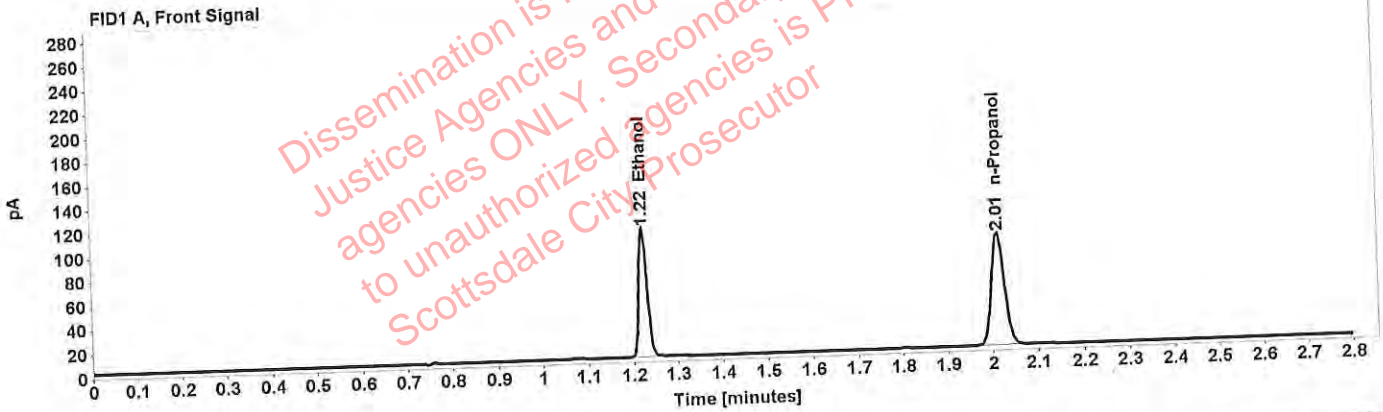


Table 1: FID 1 A (column DB-ALC1)

Compound	Amount (g/100mL)	Time (min)	Peak Area
>Ethanol	0.2018	1.223	138.677
n-Propanol	-----	2.012	190.902

Table 2: FID 2 B (column DB-ALC2)

Compound	Time (min)	Peak Area
Ethanol	1.344	163.141
n-Propanol	2.374	221.271

Scottsdale Police Department Crime Lab Volatiles Analysis

Sample: 0.080 Lipomed 28082014-B	Item number:
Injection date: 9/6/2018 3:47:43 PM	Vial: 20
Method: ethanol quant.M	Sequence: 06SEPT18
Instrument: US14173023 CN14160045	Analyst: Raines
Data file: C:\Chem32\1\Data\Raines\06SEPT18\20.D	

Dissemination is restricted to Criminal Justice Agencies and authorized Non-CJ agencies ONLY. Secondary dissemination to unauthorized agencies is PROHIBITED. Scottsdale City Prosecutor

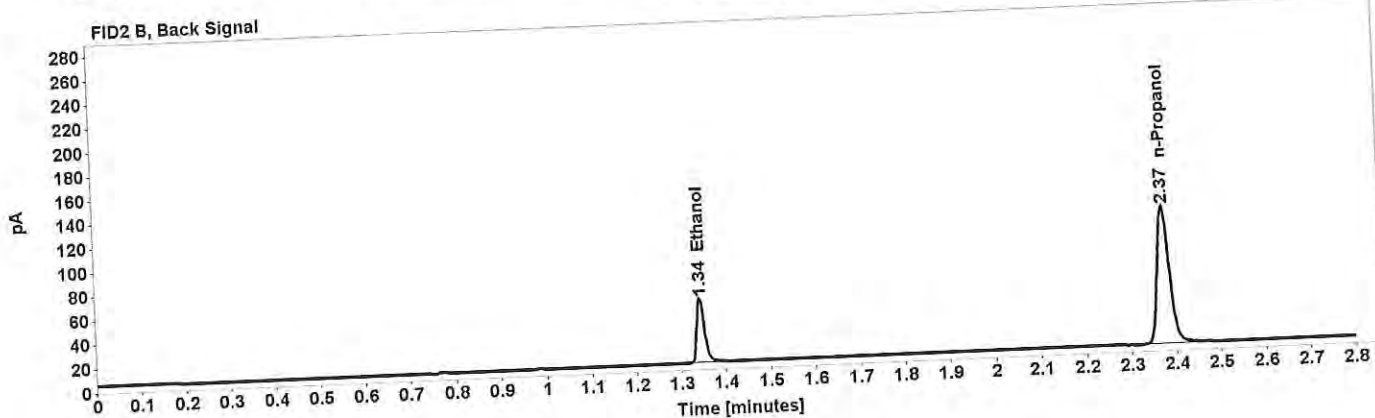
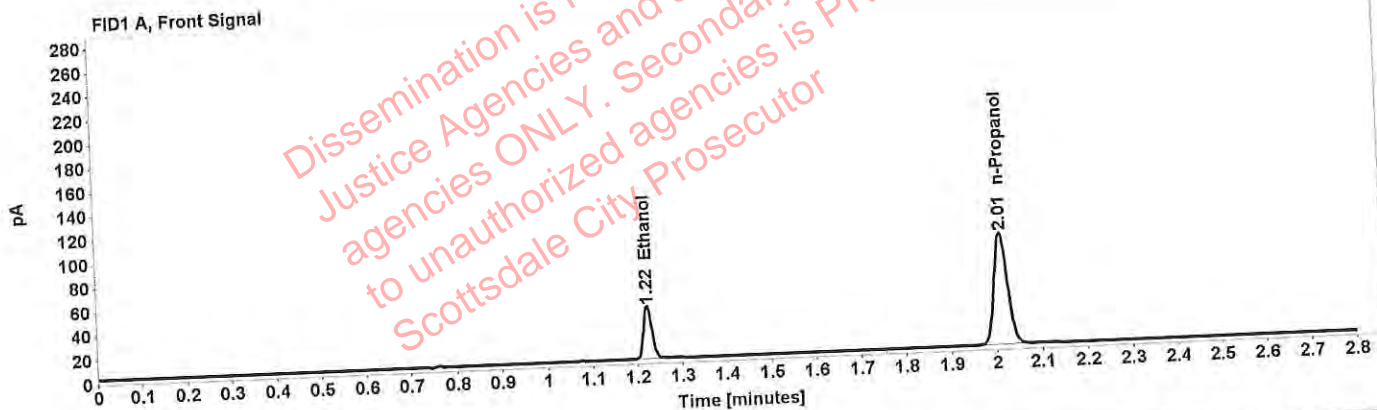


Table 1: FID 1 A (column DB-ALC1)

Compound	Amount (g/100mL)	Time (min)	Peak Area
>Ethanol	0.0819	1.223	56.165
n-Propanol	-----	2.012	191.197

Table 2: FID 2 B (column DB-ALC2)

Compound	Time (min)	Peak Area
Ethanol	1.344	65.494
n-Propanol	2.373	221.444

Scottsdale Police Department Crime Lab Volatiles Analysis

Sample: 0.150 Lipomed 09022015-C	Item number: 31
Injection date: 9/6/2018 4:32:13 PM	Vial: 06SEPT18
Method: ethanol quant.M	Sequence: Raines <i>[Signature]</i>
Instrument: US14173023 CN14160045	Analyst:
Data file: C:\Chem32\1\Data\Raines\06SEPT18\31.D	

Dissemination is restricted to Criminal Justice Agencies and authorized Non-CJ agencies ONLY. Secondary dissemination to unauthorized agencies is PROHIBITED. Scottsdale City Prosecutor

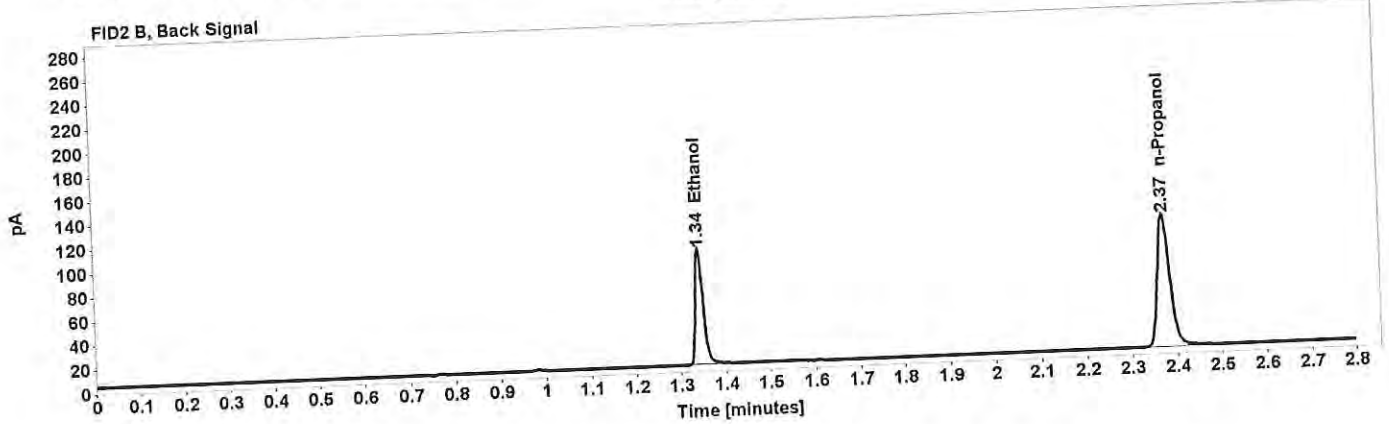
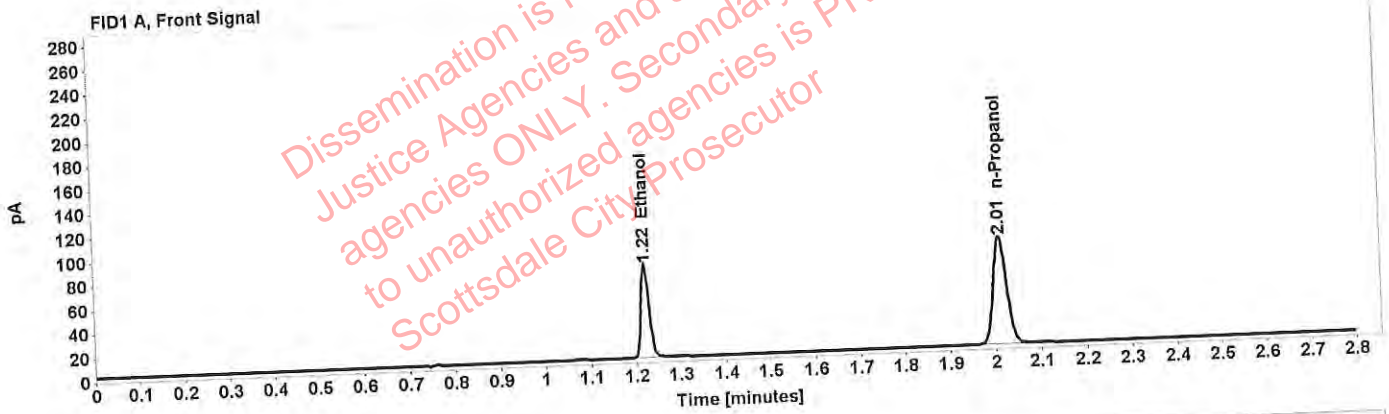


Table 1: FID 1 A (column DB-ALC1)

Compound	Amount (g/100mL)	Time (min)	Peak Area
>Ethanol	0.1507	1.222	99.928
n-Propanol	-----	2.011	184.342

Table 2: FID 2 B (column DB-ALC2)

Compound	Time (min)	Peak Area
Ethanol	1.342	117.410
n-Propanol	2.372	213.738

Scottsdale Police Department Crime Lab Volatiles Analysis

Sample: 0.198 ACQ 407041529/3	Item number:
Injection date: 9/6/2018 5:16:28 PM	Vial: 42
Method: ethanol quant.M	Sequence: 06SEPT18
Instrument: US14173023 CN14160045	Analyst: Raines <i>[Signature]</i>
Data file: C:\Chem32\1\Data\Raines\06SEPT18\42.D	

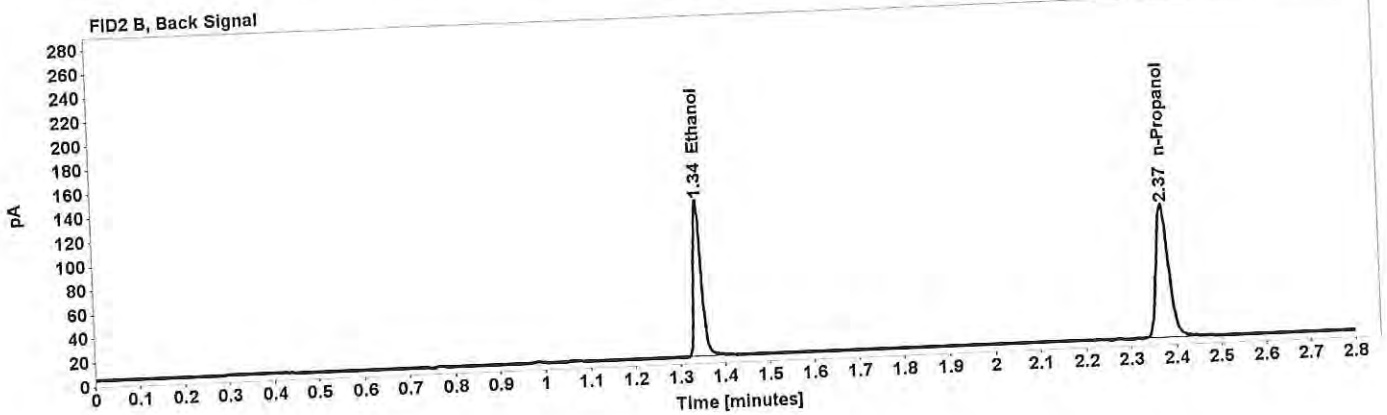
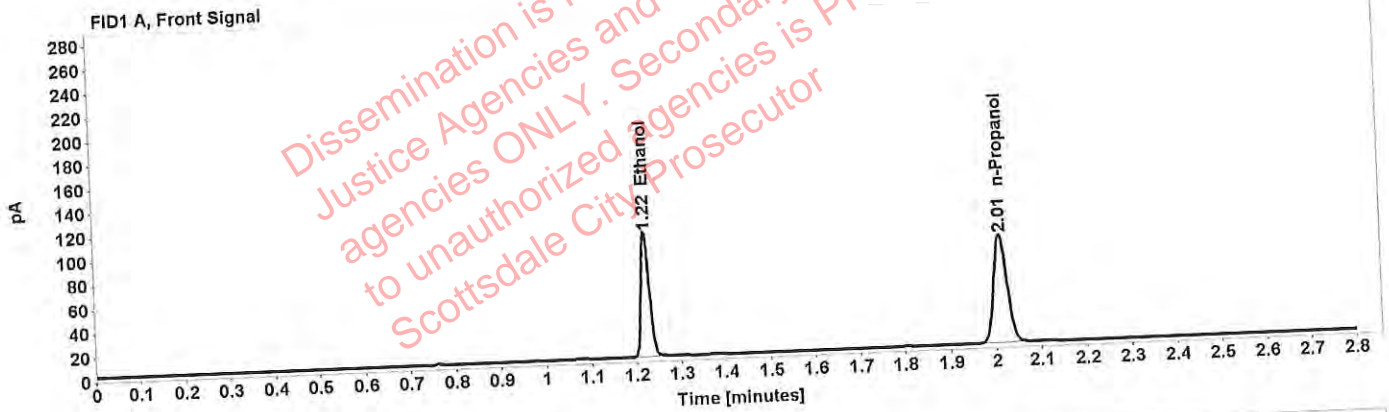


Table 1: FID 1 A (column DB-ALC1)

Compound	Amount (g/100mL)	Time (min)	Peak Area
>Ethanol	0.2007	1.222	133.654
n-Propanol	-----	2.012	184.934

Table 2: FID 2 B (column DB-ALC2)

Compound	Time (min)	Peak Area
Ethanol	1.342	157.969
n-Propanol	2.373	215.247

Scottsdale Police Department Crime Lab Volatiles Analysis

Sample: 0.080 Lipomed 28082014-B	Item number:
Injection date: 9/6/2018 6:00:58 PM	Vial: 53
Method: ethanol quant.M	Sequence: 06SEPT18
Instrument: US14173023 CN14160045	Analyst: Raines
Data file: C:\Chem32\1\Data\Raines\06SEPT18\53.D	

Dissemination is restricted to Criminal Justice Agencies and authorized Non-CJ agencies ONLY. Secondary dissemination to unauthorized agencies is PROHIBITED. Scottsdale City Prosecutor

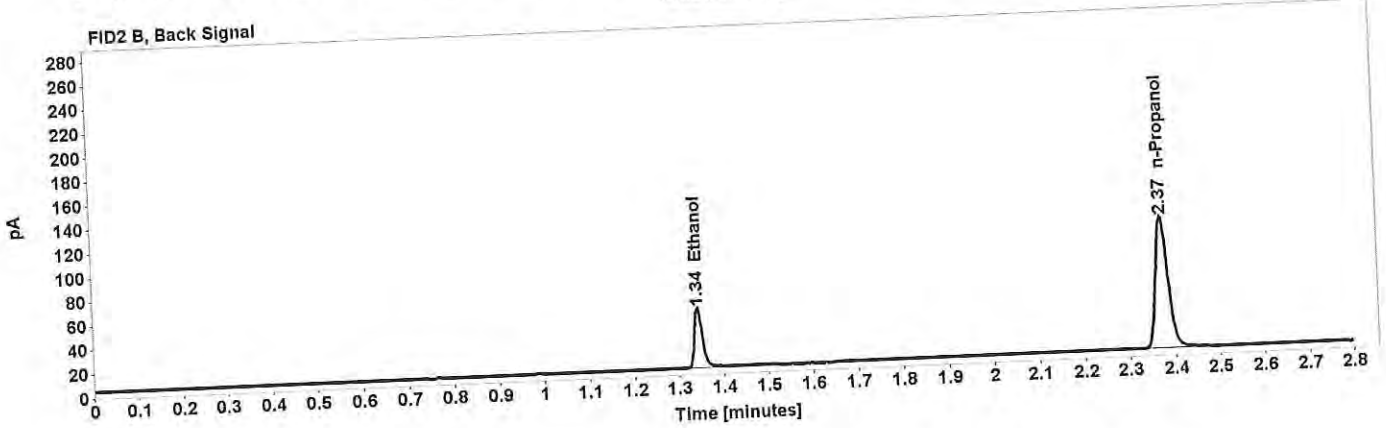
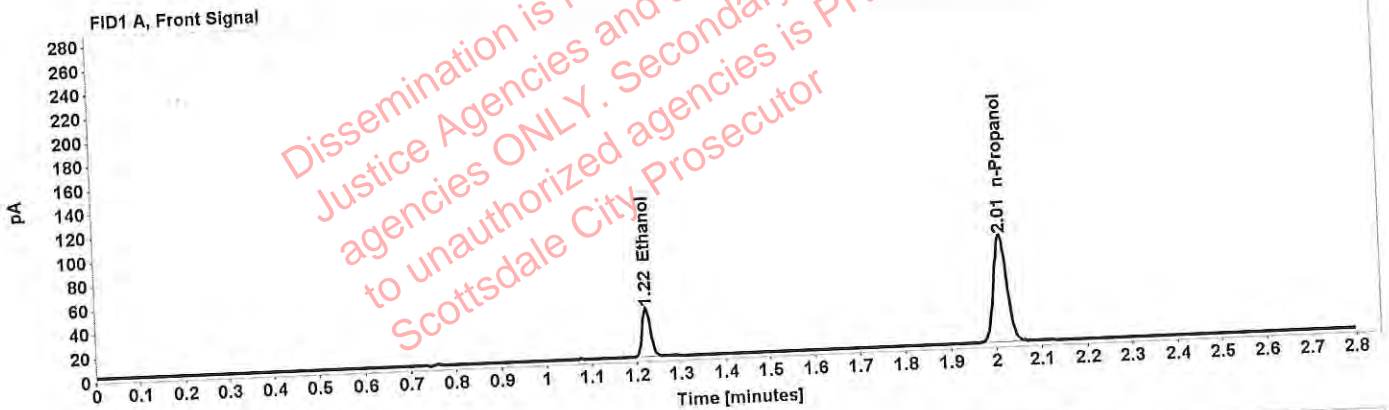


Table 1: FID 1 A (column DB-ALC1)

Compound	Amount (g/100mL)	Time (min)	Peak Area
>Ethanol	0.0798	1.222	52.142
n-Propanol	-----	2.011	182.401

Table 2: FID 2 B (column DB-ALC2)

Compound	Time (min)	Peak Area
Ethanol	1.343	61.246
n-Propanol	2.372	212.294

Scottsdale Police Department Crime Lab Volatiles Analysis

Sample: 0.40 Lipomed 08012015-C Injection date: 9/6/2018 6:21:13 PM Method: ethanol quant.M Instrument: US14173023 CN14160045 Data file: C:\Chem3211\Data\Raines\06SEPT18\58.D	Item number: 58 Vial: 06SEPT18 Sequence: Analyst: Raines <i>[Signature]</i>
---	---

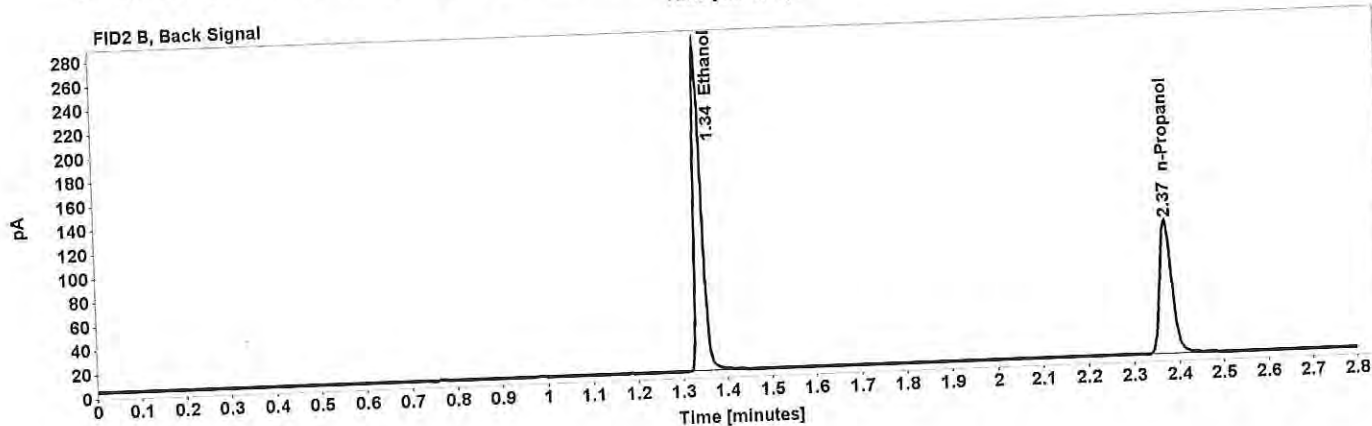
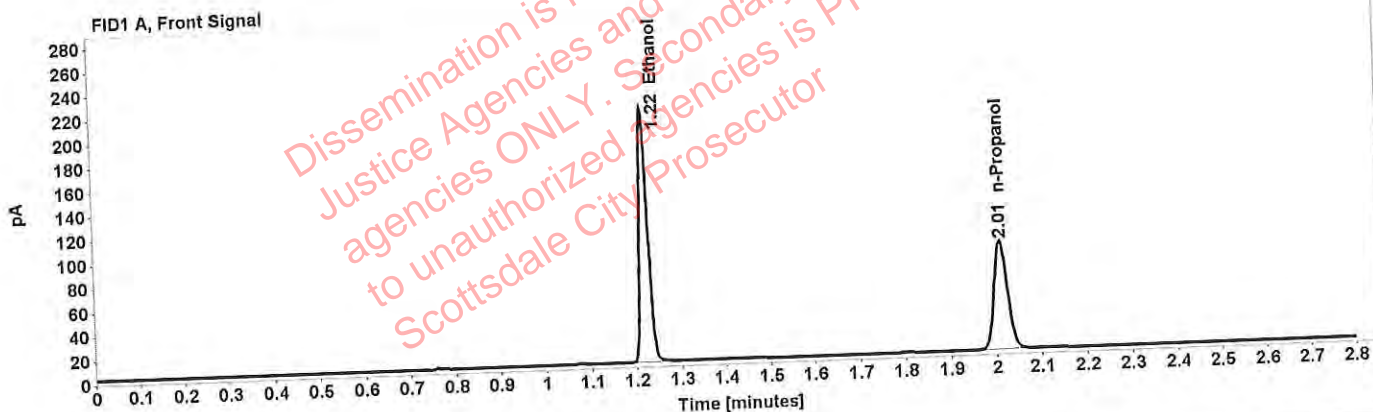


Table 1: FID 1 A (column DB-ALC1)

Compound	Amount (g/100mL)	Time (min)	Peak Area
>Ethanol	0.4049	1.222	270.650
n-Propanol	-----	2.011	185.384

Table 2: FID 2 B (column DB-ALC2)

Compound	Time (min)	Peak Area
Ethanol	1.342	322.100
n-Propanol	2.373	216.659

Scottsdale Police Department Crime Lab Volatiles Analysis

Sample: 0.04 Lipomed 09022015-A	Item number:
Injection date: 9/6/2018 6:25:13 PM	Vial: 59
Method: ethanol quant.M	Sequence: 06SEPT18
Instrument: US14173023 CN14160045	Analyst: Raines [Signature]
Data file: C:\Chem32\1\Data\Raines\06SEPT18\59.D	

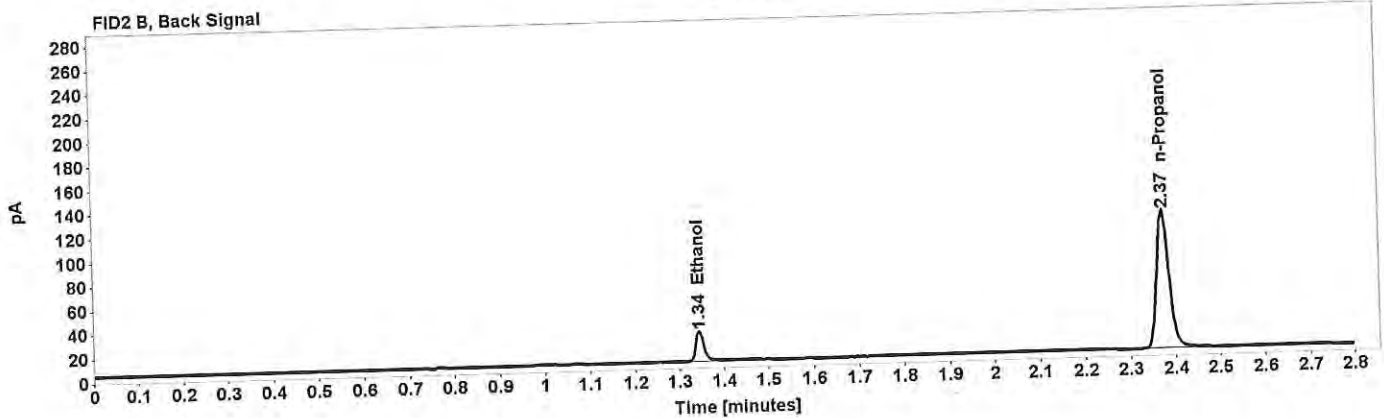
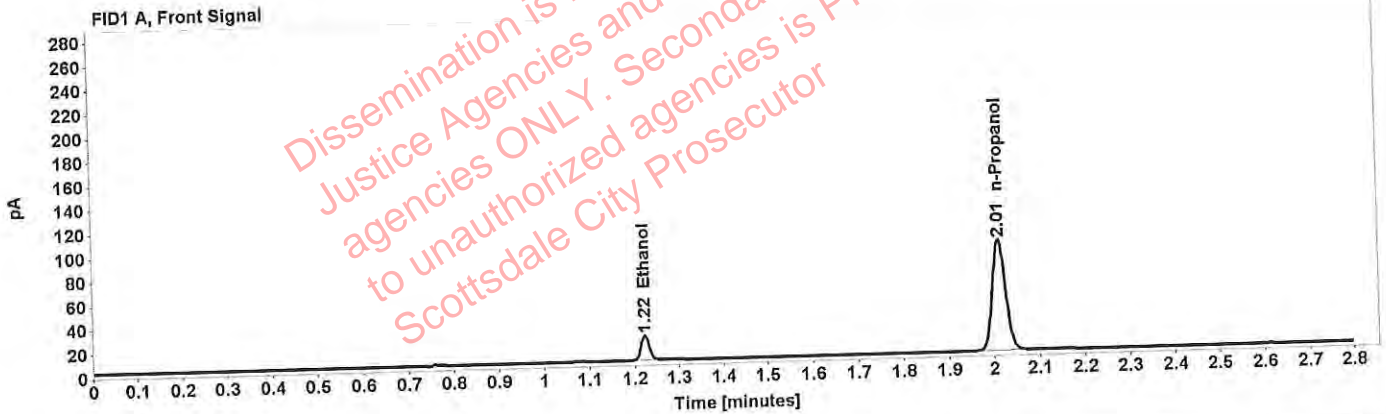


Table 1: FID 1 A (column DB-ALC1)

Compound	Amount (g/100mL)	Time (min)	Peak Area
>Ethanol	0.0397	1.223	26.759
n-Propanol	-----	2.011	189.723

Table 2: FID 2 B (column DB-ALC2)

Compound	Time (min)	Peak Area
Ethanol	1.344	31.268
n-Propanol	2.373	221.330

Scottsdale Police Department Crime Lab Volatiles Analysis

Sample: 0.198 ACQ 407041529/3 Injection date: 9/6/2018 6:29:13 PM Method: ethanol quant.M Instrument: US14173023 CN14160045 Data file: C:\Chem32\1\Data\Raines\06SEPT18\60.D	Item number: Vial: 60 Sequence: 06SEPT18 Analyst: Raines <i>[Signature]</i>
---	--

Dissemination is restricted to Criminal Justice Agencies and authorized NCJ/C.J. agencies ONLY. Secondary dissemination to unauthorized agencies is PROHIBITED.
 Scottsdale City Prosecutor

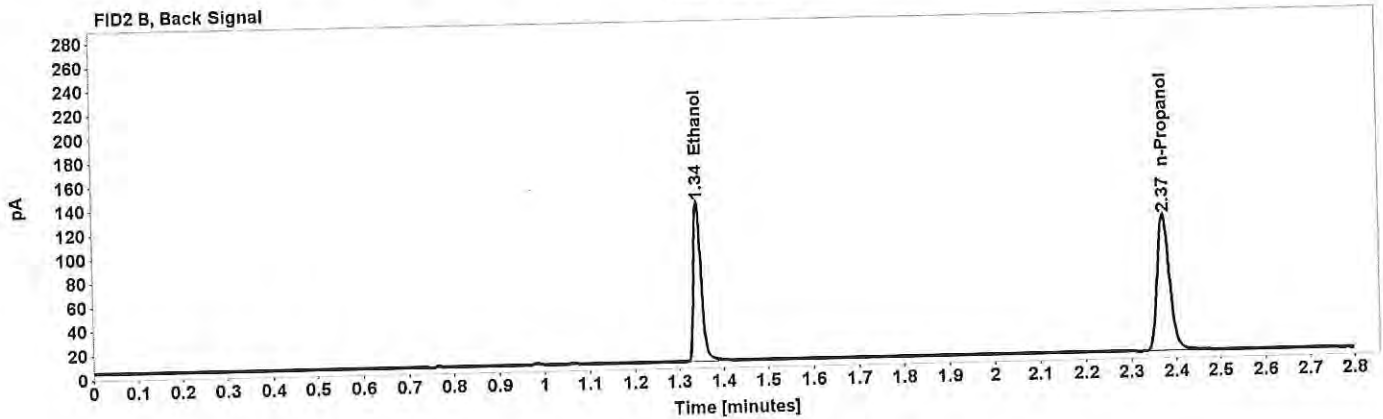
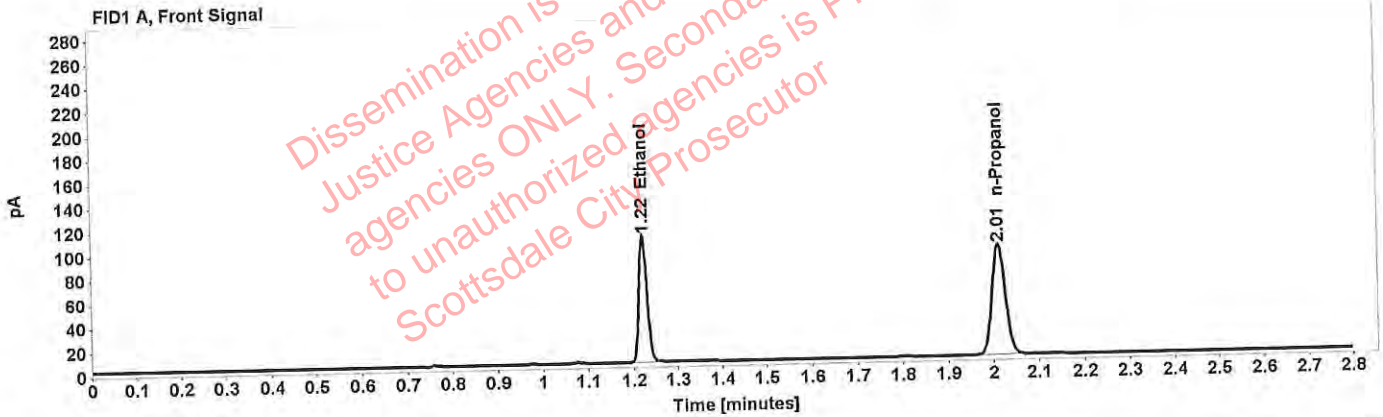


Table 1: FID 1 A (column DB-ALC1)

Compound	Amount (g/100mL)	Time (min)	Peak Area
>Ethanol	0.1999	1.222	135.718
n-Propanol	-----	2.011	188.527

Table 2: FID 2 B (column DB-ALC2)

Compound	Time (min)	Peak Area
Ethanol	1.342	160.610
n-Propanol	2.373	220.041

Scottsdale Police Department Crime Lab Volatiles Analysis

Sample: blank 081418	Item number:
Injection date: 9/6/2018 6:33:28 PM	Vial: 61
Method: ethanol quant.M	Sequence: 06SEPT18
Instrument: US14173023 CN14160045	Analyst: Raines <i>[Signature]</i>
Data file: C:\Chem32\1\Data\Raines\06SEPT18\61.D	

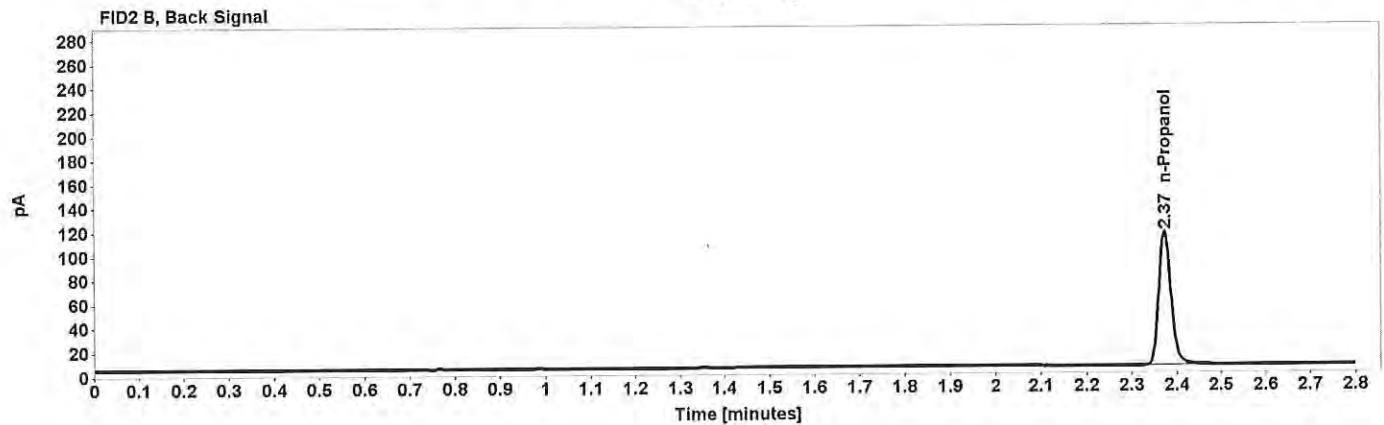
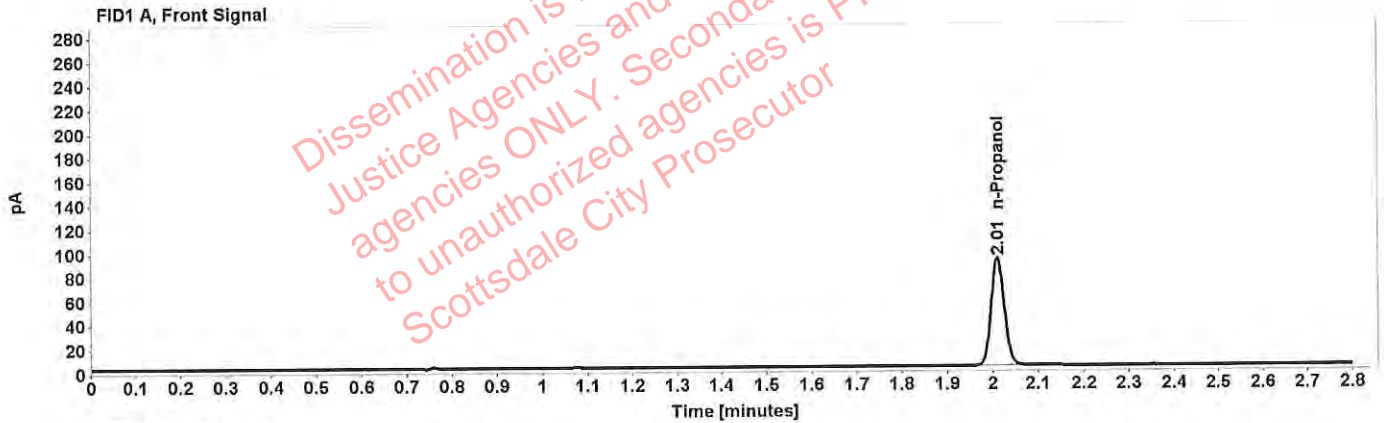


Table 1: FID 1 A (column DB-ALC1)

Compound	Amount (g/100mL)	Time (min)	Peak Area
n-Propanol	-----	2.011	184.518

Table 2: FID 2 B (column DB-ALC2)

Compound	Time (min)	Peak Area
n-Propanol	2.373	215.050

Sequence Summary

Sequence name: 06SEPT18 Instrument: US14173023 CN14160045 Analyst: Raines

Vial	Sample	Type	Item Number	Method
1	0.020 Cerilliant FN03241604	Calibration		ethanol quant.M
2	0.100 Cerilliant FN06181501	Calibration		ethanol quant.M
3	0.200 Cerilliant FN07201502	Calibration		ethanol quant.M
4	0.400 Cerilliant FN11191402	Calibration		ethanol quant.M
5	blank 081418	Control		ethanol quant.M
6	volatiles mix 020917 WLA	Control		ethanol quant.M
7	0.400 Lipomed 08012015-C	Control		ethanol quant.M
8	0.040 Lipomed 09022015-A	Control		ethanol quant.M
9	0.198 ACQ 407041529/3	Control		ethanol quant.M
10		Sample	775124	ethanol quant.M
11		Sample	775124	ethanol quant.M
12		Sample	1210534	ethanol quant.M
13		Sample	1210534	ethanol quant.M
14		Sample	331-01A	ethanol quant.M
15		Sample	331-01A	ethanol quant.M
16		Sample	321-01A	ethanol quant.M
17		Sample	321-01A	ethanol quant.M
18		Sample	338-01A	ethanol quant.M
19		Sample	338-01A	ethanol quant.M
20	0.080 Lipomed 28082014-B	Control		ethanol quant.M
21		Sample	335-01A	ethanol quant.M
22		Sample	335-01A	ethanol quant.M
23		Sample	340-01A	ethanol quant.M
24		Sample	340-01A	ethanol quant.M
25		Sample	1202971	ethanol quant.M
26		Sample	1202971	ethanol quant.M
27		Sample	327-01A	ethanol quant.M
28		Sample	327-01A	ethanol quant.M
29		Sample	1228257	ethanol quant.M
30		Sample	1228257	ethanol quant.M
31	0.150 Lipomed 09022015-C	Control		ethanol quant.M
32		Sample	1228251	ethanol quant.M
33		Sample	1228251	ethanol quant.M
34		Sample	1231687	ethanol quant.M
35		Sample	1231687	ethanol quant.M
36		Sample	1210559	ethanol quant.M
37		Sample	1210559	ethanol quant.M
38		Sample	1222339	ethanol quant.M
39		Sample	1222339	ethanol quant.M
40		Sample	340-01A	ethanol quant.M
41		Sample	340-01A	ethanol quant.M
42	0.198 ACQ 407041529/3	Control		ethanol quant.M
43		Sample	135-01A	ethanol quant.M
44		Sample	135-01A	ethanol quant.M
45		Sample	1211906	ethanol quant.M
46		Sample	1211906	ethanol quant.M
47		Sample	1228571	ethanol quant.M

Information is restricted to criminal agencies ONLY. Second dissemination to unauthorized agencies is PROHIBITED.

Sequence Summary

mu

06SEPT18

48		Sample	1228571	ethanol quant.M
49		Sample	1230399	ethanol quant.M
50		Sample	1230399	ethanol quant.M
51		Sample	1229582	ethanol quant.M
52		Sample	1229582	ethanol quant.M
53	0.080 Lipomed 28082014-B	Control		ethanol quant.M
54		Sample	1230415	ethanol quant.M
55		Sample	1230415	ethanol quant.M
56		Sample	1232812	ethanol quant.M
57		Sample	1232812	ethanol quant.M
58	0.40 Lipomed 08012015-C	Control		ethanol quant.M
59	0.04 Lipomed 09022015-A	Control		ethanol quant.M
60	0.198 ACQ 407041529/3	Control		ethanol quant.M
61	blank 081418	Control		ethanol quant.M

Dissemination is restricted to Criminal Justice Agencies and authorized agencies ONLY. Secondary dissemination to unauthorized agencies is PROHIBITED.
 Scottsdale City Prosecutor

Scottsdale Police Department Crime Laboratory Summary of Cases

SEQUENCE NAME: 06SEPT18

ANALYST: Raines *WR*

Vials	Test 1 (g/dL)	Test 2 (g/dL)	Mean (g/dL)	Percent Difference*	Absolute Difference (g/dL)*
10 11	0.1302	0.1251	0.12765	2.00	0.00255
12 13	0.0983	0.0995	0.09890	0.61	0.00060
14 15	0.2369	0.2351	0.23600	0.38	0.00090
16 17	0.2256	0.2254	0.22550	0.04	0.00010
18 19	0.1316	0.1393	0.13545	2.84	0.00385
21 22	0.3127	0.3174	0.31505	0.75	0.00235
23 24	0.2330	0.2308	0.23190	0.47	0.00110
25 26	0.1490	0.1500	0.14950	0.33	0.00050
27 28	0.2297	0.2269	0.22830	0.61	0.00140
29 30	0.2082	0.2088	0.20850	0.14	0.00030
32 33	0.0702	0.0689	0.06955	0.93	0.00065
34 35	0.2527	0.2537	0.25320	0.20	0.00050
36 37	0.1115	0.1110	0.11125	0.22	0.00025
38 39	0.2560	0.2610	0.25850	0.97	0.00250
40 41	0.2281	0.2237	0.22590	0.97	0.00220
43 44	0.2920	0.2912	0.29160	0.14	0.00040
45 46	0.1065	0.1006	0.10355	2.85	0.00295
47 48	0.0881	0.0880	0.08805	0.06	0.00005
49 50	0.1951	0.1933	0.19420	0.46	0.00090
51 52	0.1334	0.1344	0.13390	0.37	0.00050
54 55	0.1776	0.1783	0.17795	0.20	0.00035
56 57	0.0798	0.0803	0.08005	0.31	0.00025

*Calculated differences are differences from the mean of the two results.

Scottsdale Police Department Crime Lab Volatiles Analysis

Sample: [REDACTED]	Item number: 775124
Injection date: 9/6/2018 3:07:13 PM	Vial: 10
Method: ethanol quant.M	Sequence: 06SEPT18
Instrument: US14173023 CN14160045	Analyst: Raines
Data file: C:\Chem32\1\Data\Raines\06SEPT18\10.D	

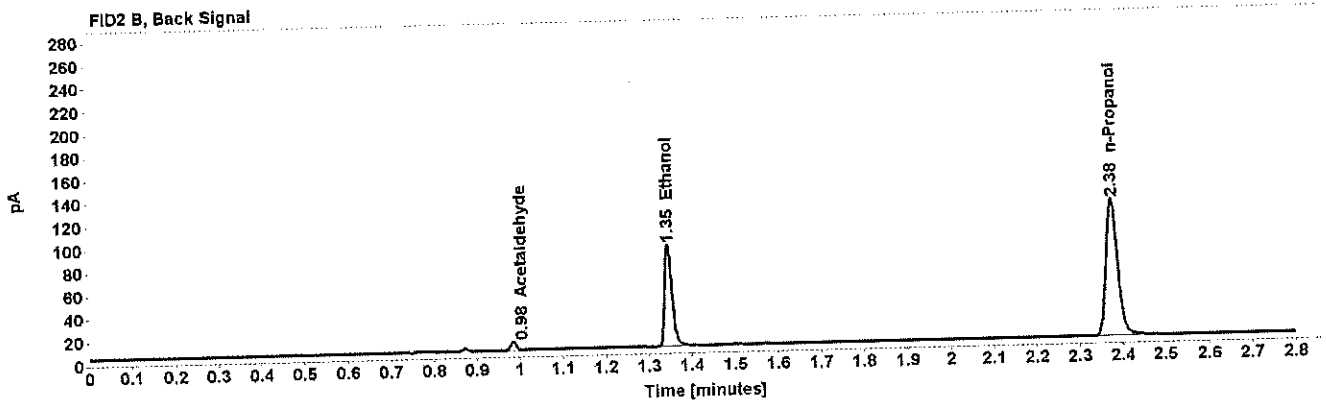
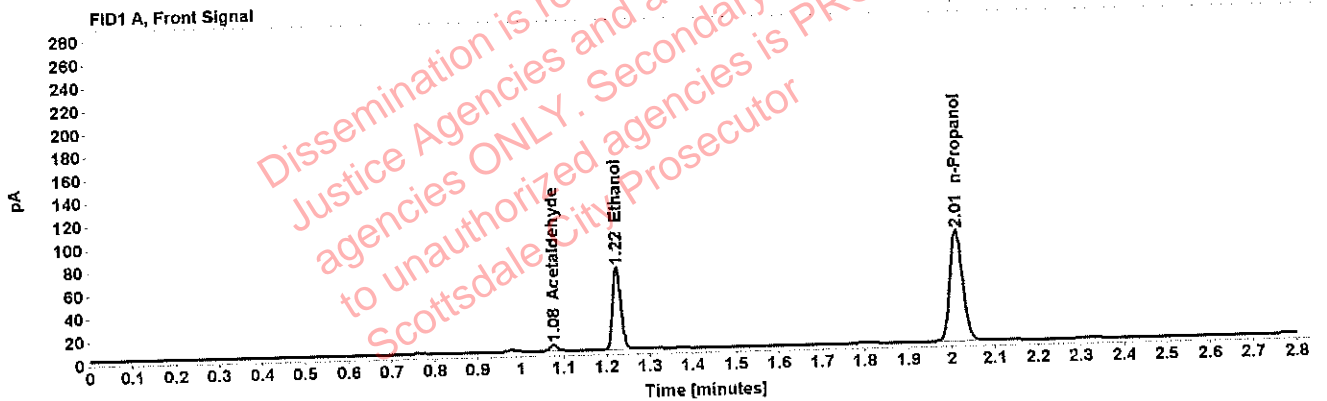


Table 1: FID 1 A (column DB-ALC1)

Compound	Amount (g/100mL)	Time (min)	Peak Area
Acetaldehyde	-----	1.077	5.458
>Ethanol	0.1302	1.224	92.302
n-Propanol	-----	2.013	197.232

Table 2: FID 2 B (column DB-ALC2)

Compound	Time (min)	Peak Area
Acetaldehyde	0.985	6.720
Ethanol	1.346	108.882
n-Propanol	2.376	229.175

Scottsdale Police Department Crime Lab Volatiles Analysis

Sample: [REDACTED]	Item number: 775124
Injection date: 9/6/2018 3:11:13 PM	Vial: 11
Method: ethanol quant.M	Sequence: 06SEPT18
Instrument: US14173023 CN14160045	Analyst: Raines
Data file: C:\Chem32\1\Data\Raines\06SEPT18\11.D	

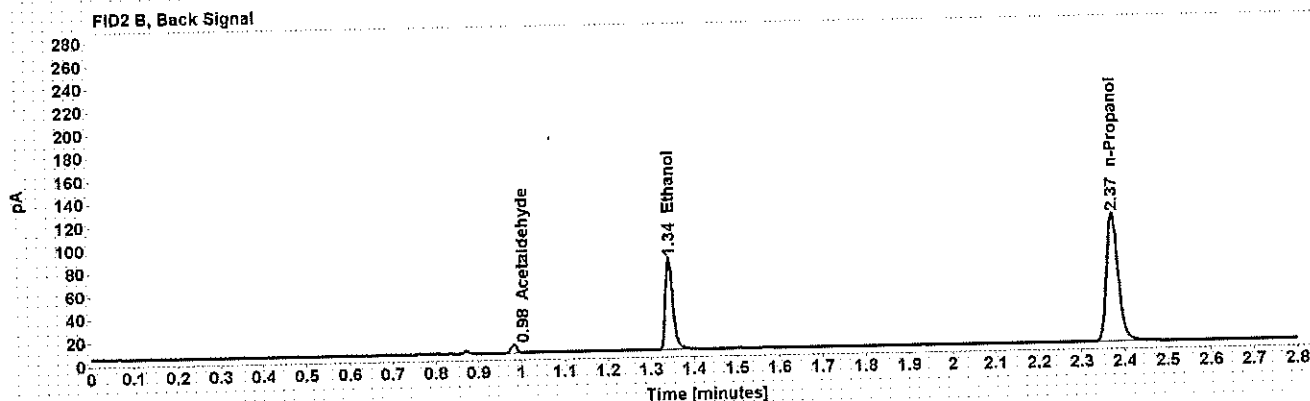
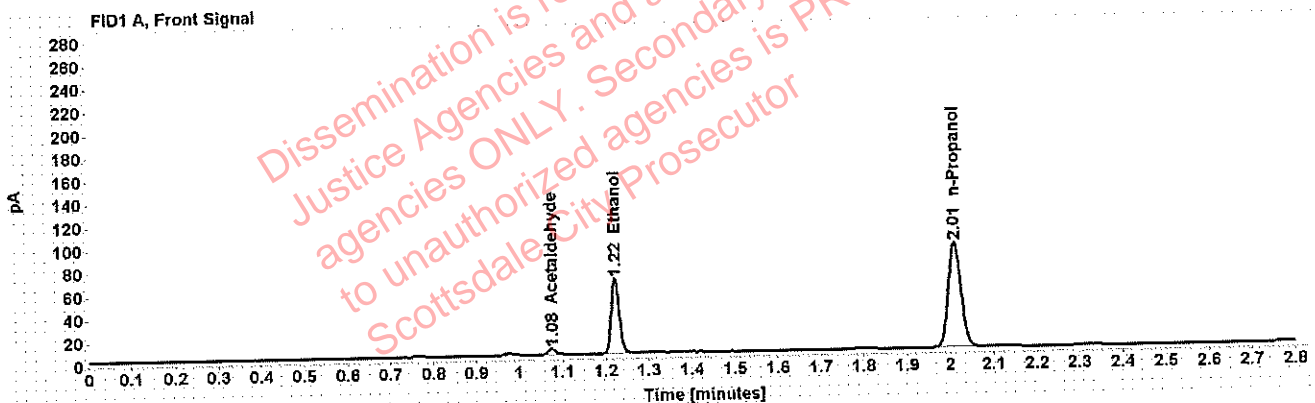


Table 1: FID 1 A (column DB-ALC1)

Compound	Amount (g/100mL)	Time (min)	Peak Area
Acetaldehyde	-----	1.076	5.406
>Ethanol	0.1251	1.222	83.222
n-Propanol	-----	2.011	185.084

Table 2: FID 2 B (column DB-ALC2)

Compound	Time (min)	Peak Area
Acetaldehyde	0.983	6.721
Ethanol	1.342	98.362
n-Propanol	2.372	215.026

Scottsdale Police Department Crime Lab Volatiles Analysis

Sample: [REDACTED]	Item number: 1210534
Injection date: 9/6/2018 3:15:13 PM	Vial: 12
Method: ethanol quant.M	Sequence: 06SEPT18
Instrument: US14173023 CN14160045	Analyst: Raines
Data file: C:\Chem32\1\Data\Raines\06SEPT18\12.D	

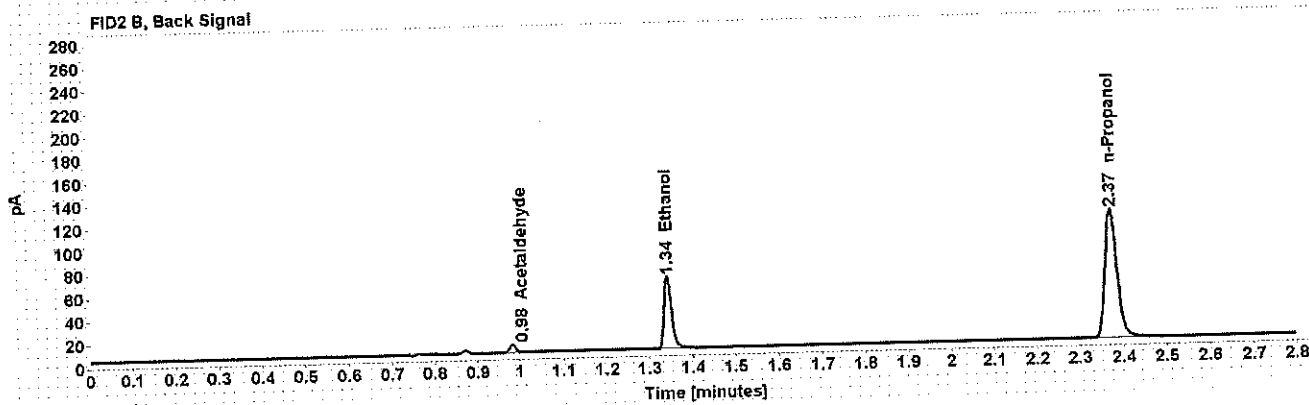
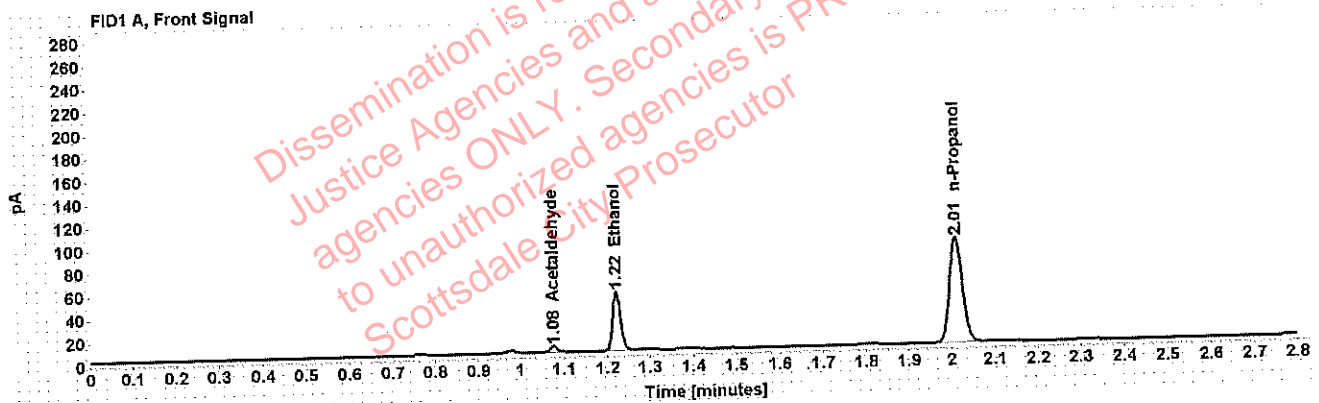


Table 1: FID 1 A (column DB-ALC1)

Compound	Amount (g/100mL)	Time (min)	Peak Area
Acetaldehyde	-----	1.076	5.207
>Ethanol	0.0983	1.222	65.568
n-Propanol	-----	2.011	185.920

Table 2: FID 2 B (column DB-ALC2)

Compound	Time (min)	Peak Area
Acetaldehyde	0.983	6.481
Ethanol	1.343	76.152
n-Propanol	2.372	215.857

Scottsdale Police Department Crime Lab Volatiles Analysis

Sample: [REDACTED]	Item number: 1210534
Injection date: 9/6/2018 3:19:28 PM	Vial: 13
Method: ethanol quant.M	Sequence: 06SEPT18
Instrument: US14173023 CN14160045	Analyst: Raines
Data file: C:\Chem32\1\Data\Raines\06SEPT18\13.D	

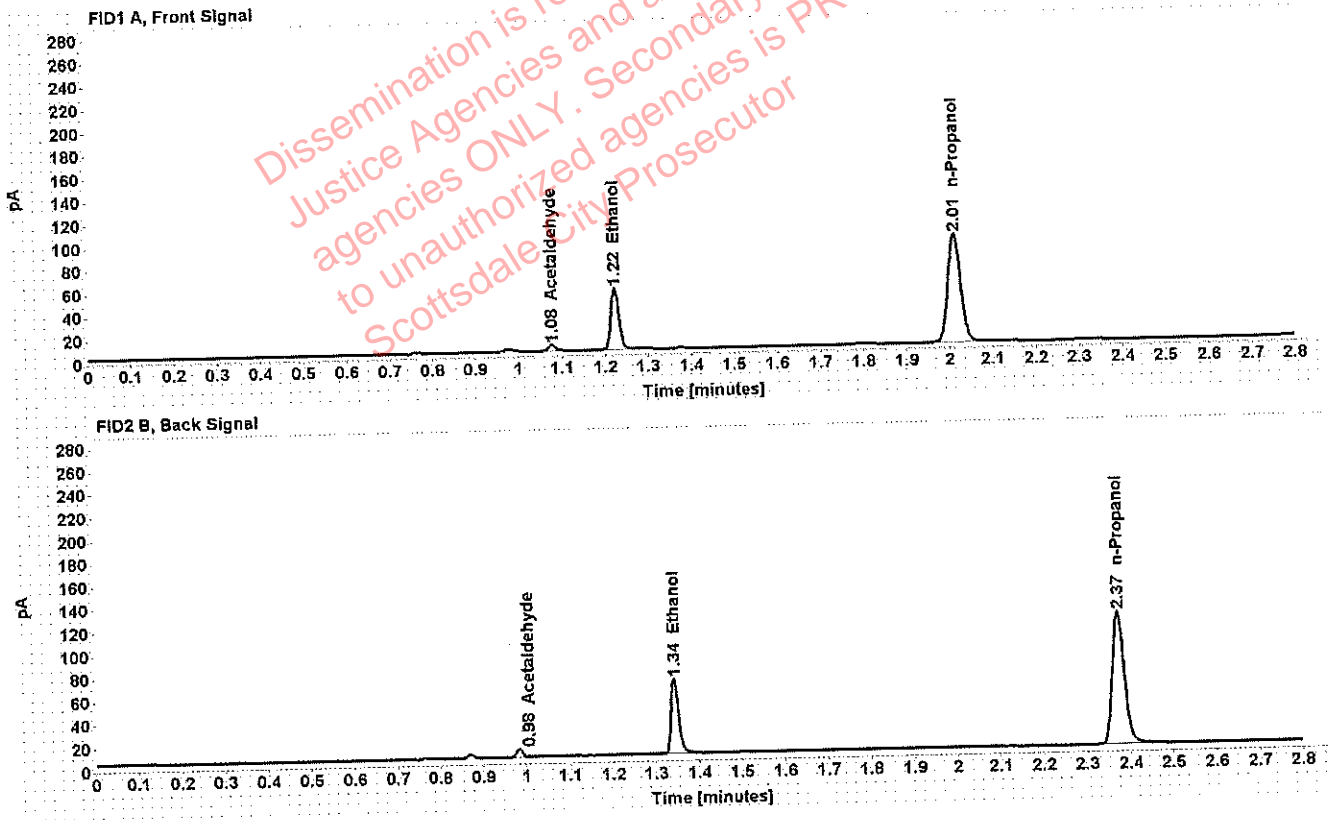


Table 1: FID 1 A (column DB-ALC1)

Compound	Amount (g/100mL)	Time (min)	Peak Area
Acetaldehyde	-----	1.076	5.217
>Ethanol	0.0995	1.222	68.377
n-Propanol	-----	2.011	191.399

Table 2: FID 2 B (column DB-ALC2)

Compound	Time (min)	Peak Area
Acetaldehyde	0.983	6.515
Ethanol	1.343	79.474
n-Propanol	2.373	222.301

Scottsdale Police Department Crime Lab Volatiles Analysis

Sample: [REDACTED]	Item number: 331-01A
Injection date: 9/6/2018 3:23:28 PM	Vial: 14
Method: ethanol quant.M	Sequence: 06SEPT18
Instrument: US14173023 CN14160045	Analyst: Raines
Data file: C:\Chem32\1\Data\Raines\06SEPT18\14.D	

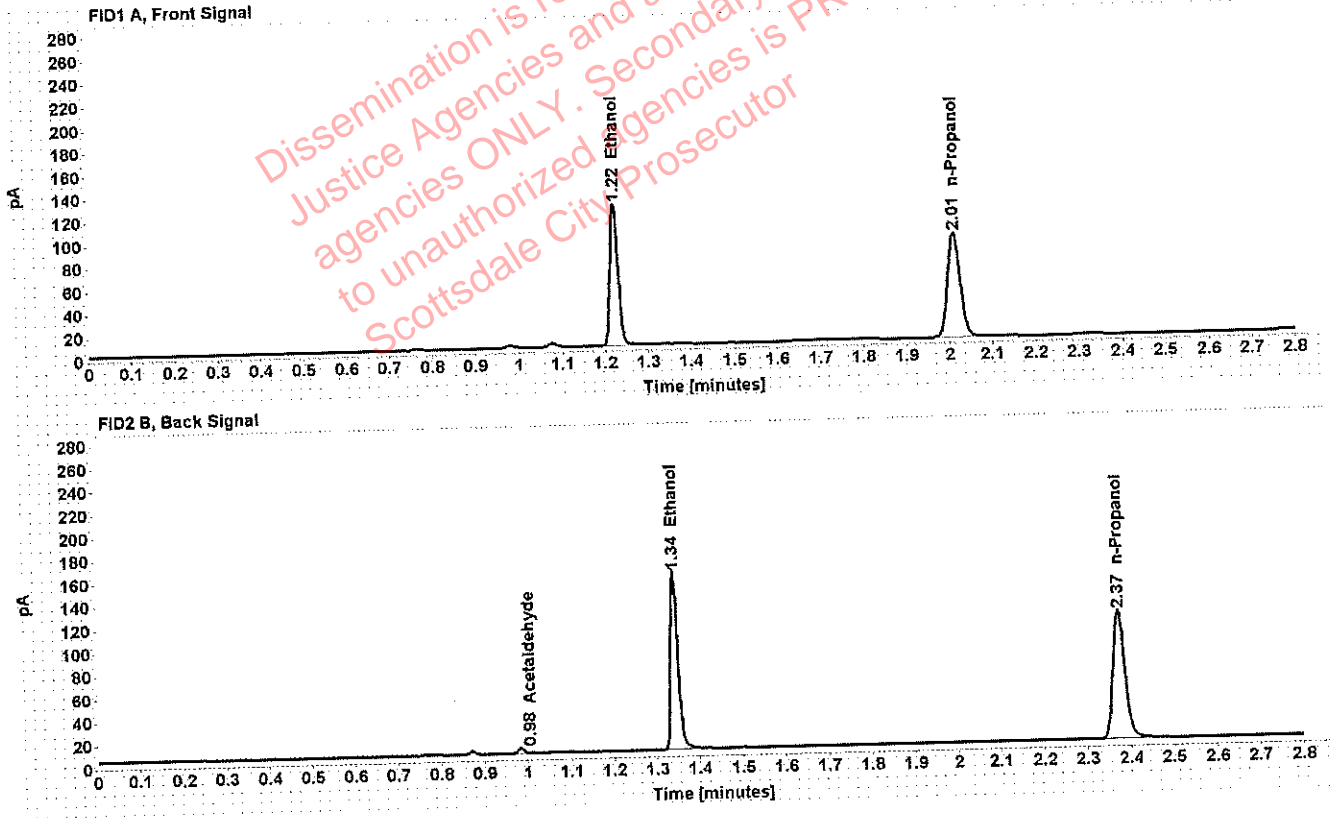


Table 1: FID 1 A (column DB-ALC1)

Compound	Amount (g/100mL)	Time (min)	Peak Area
>Ethanol	0.2369	1.222	157.784
n-Propanol	-----	2.011	184.896

Table 2: FID 2 B (column DB-ALC2)

Compound	Time (min)	Peak Area
Acetaldehyde	0.983	4.226
Ethanol	1.342	185.609
n-Propanol	2.373	215.349

Scottsdale Police Department Crime Lab Volatiles Analysis

Sample: [REDACTED]	Item number: 331-01A
Injection date: 9/6/2018 3:27:28 PM	Vial: 15
Method: ethanol quant.M	Sequence: 06SEPT18
Instrument: US14173023 CN14160045	Analyst: Raines
Data file: C:\Chem32\1\Data\Raines\06SEPT18\15.D	

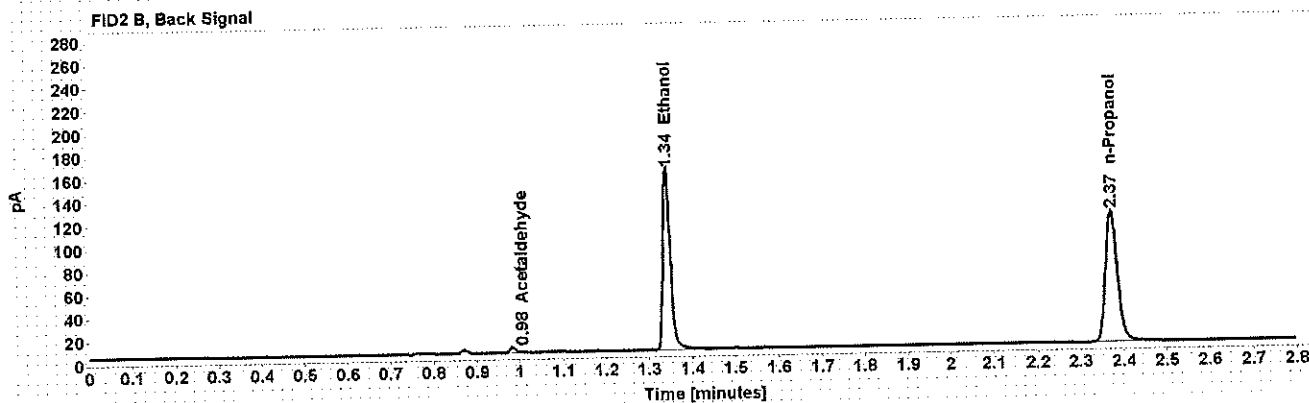
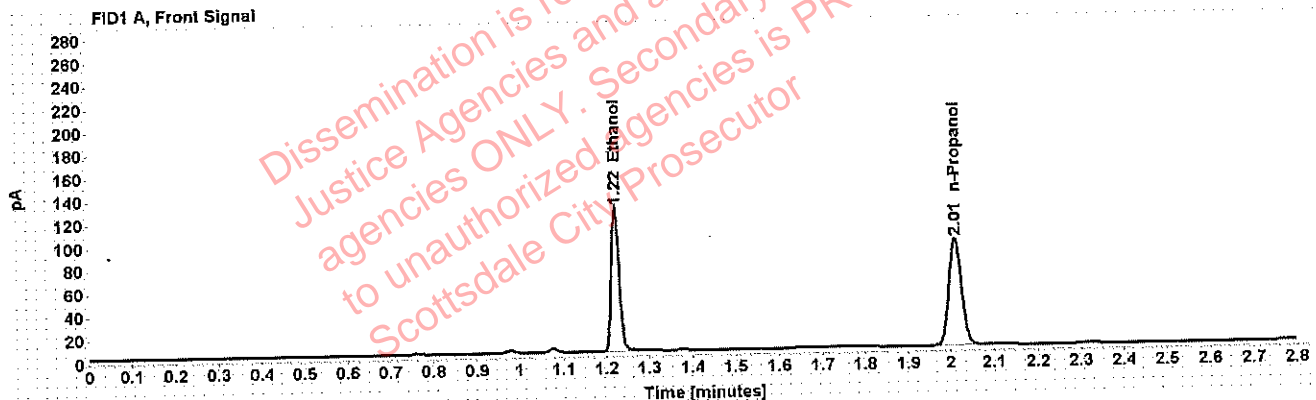


Table 1: FID 1 A (column DB-ALC1)

Compound	Amount (g/100mL)	Time (min)	Peak Area
>Ethanol	0.2351	1.222	160.077
n-Propanol	-----	2.011	189.038

Table 2: FID 2 B (column DB-ALC2)

Compound	Time (min)	Peak Area
Acetaldehyde	0.983	4.238
Ethanol	1.342	189.749
n-Propanol	2.372	220.482

Scottsdale Police Department Crime Lab Volatiles Analysis

Sample: [REDACTED]	Item number: 321-01A
Injection date: 9/6/2018 3:31:28 PM	Vial: 16
Method: ethanol quant.M	Sequence: 06SEPT18
Instrument: US14173023 CN14160045	Analyst: Raines
Data file: C:\Chem321\1\Data\Raines\06SEPT18\16.D	

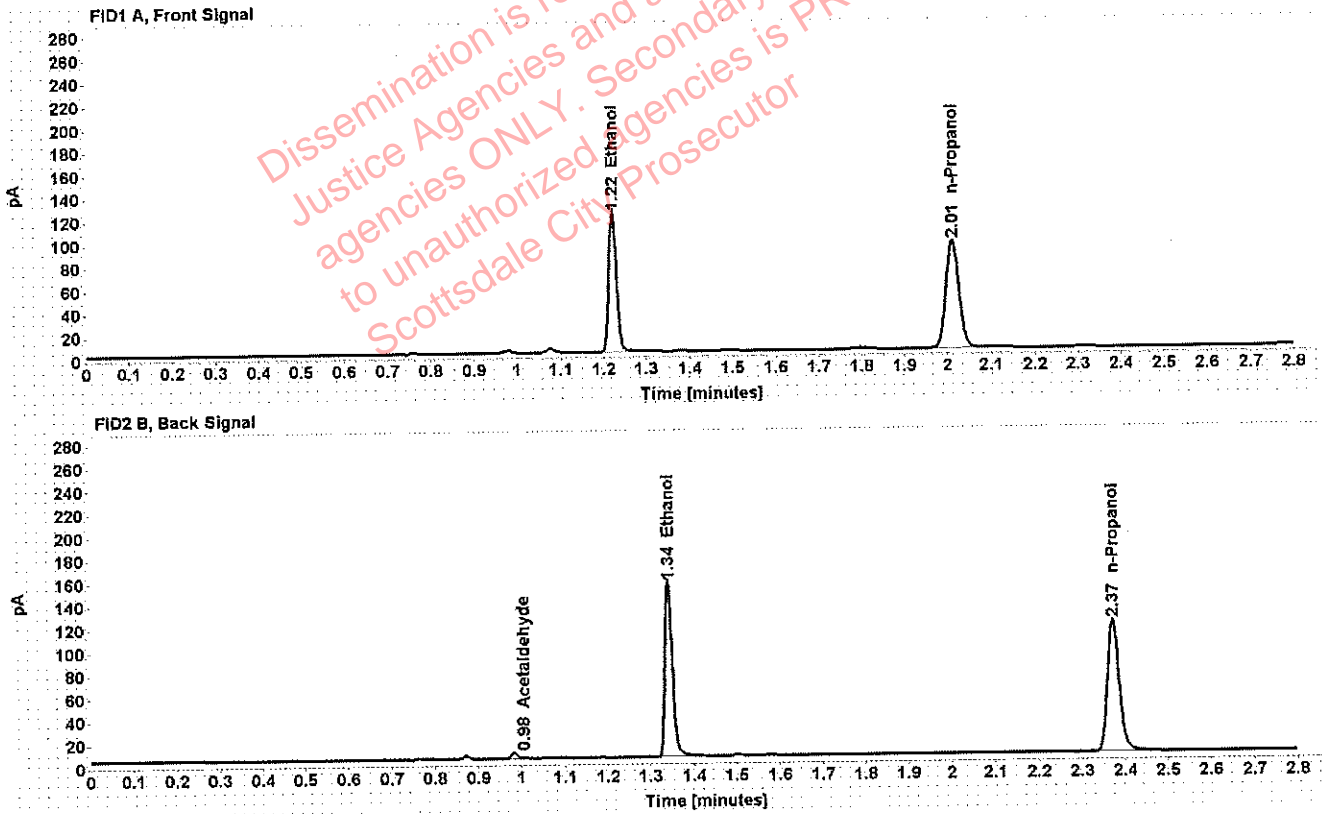


Table 1: FID 1 A (column DB-ALC1)

Compound	Amount (g/100mL)	Time (min)	Peak Area
>Ethanol	0.2256	1.222	154.713
n-Propanol	-----	2.011	190.366

Table 2: FID 2 B (column DB-ALC2)

Compound	Time (min)	Peak Area
Acetaldehyde	0.983	4.627
Ethanol	1.342	181.581
n-Propanol	2.372	221.564

Scottsdale Police Department Crime Lab Volatiles Analysis

Sample: [REDACTED]	Item number: 321-01A
Injection date: 9/6/2018 3:35:28 PM	Vial: 17
Method: ethanol quant.M	Sequence: 06SEPT18
Instrument: US14173023 CN14160045	Analyst: Raines
Data file: C:\Chem321\Data\Raines\06SEPT18\17.D	

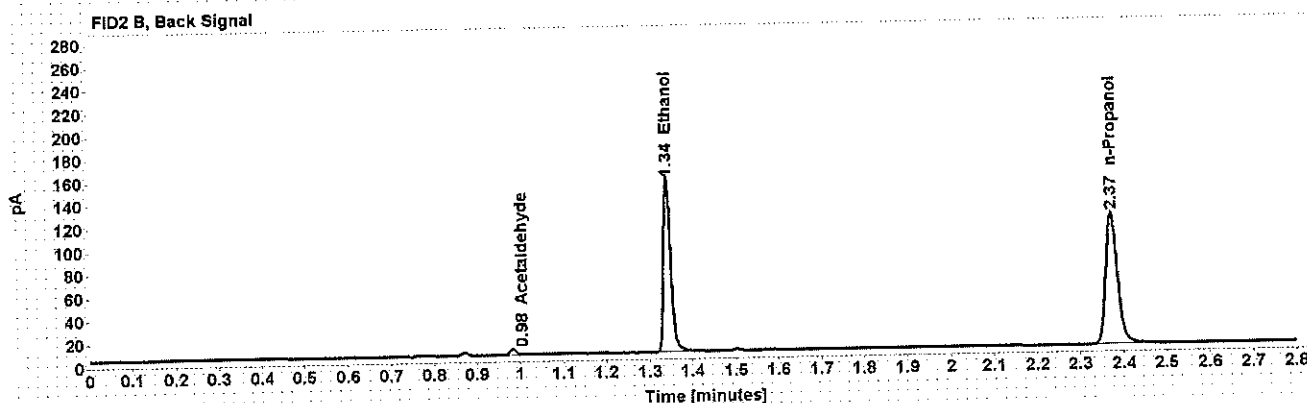
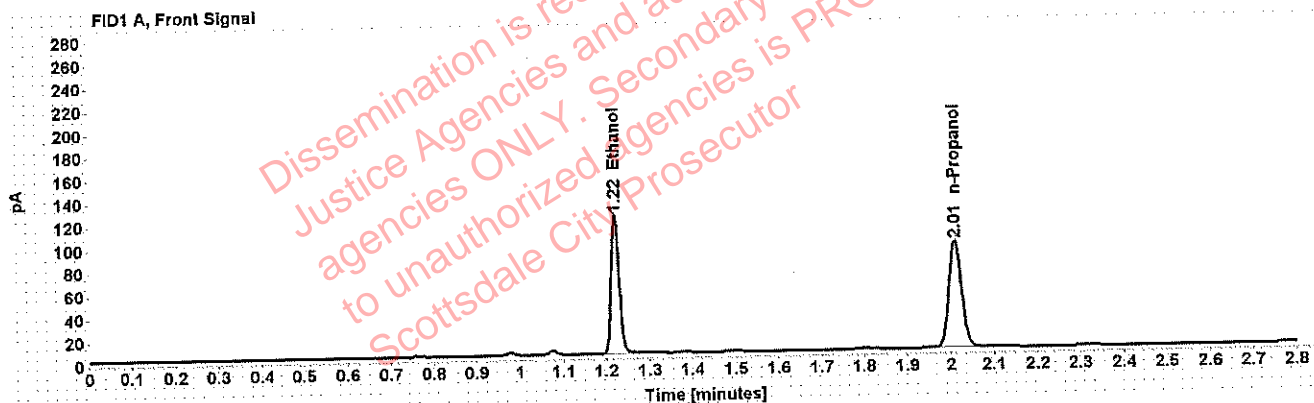


Table 1: FID 1 A (column DB-ALC1)

Compound	Amount (g/100mL)	Time (min)	Peak Area
>Ethanol	0.2254	1.222	153.875
n-Propanol	-----	2.011	189.533

Table 2: FID 2 B (column DB-ALC2)

Compound	Time (min)	Peak Area
Acetaldehyde	0.983	4.586
Ethanol	1.342	182.487
n-Propanol	2.372	220.503



Scottsdale Police Department Crime Lab Volatiles Analysis

Sample:	[REDACTED]	Item number:	338-01A
Injection date:	9/6/2018 3:39:28 PM	Vial:	18
Method:	ethanol quant.M	Sequence:	06SEPT18
Instrument:	US14173023 CN14160045	Analyst:	Raines
Data file:	C:\Chem32\1\Data\Raines\06SEPT18\18.D		

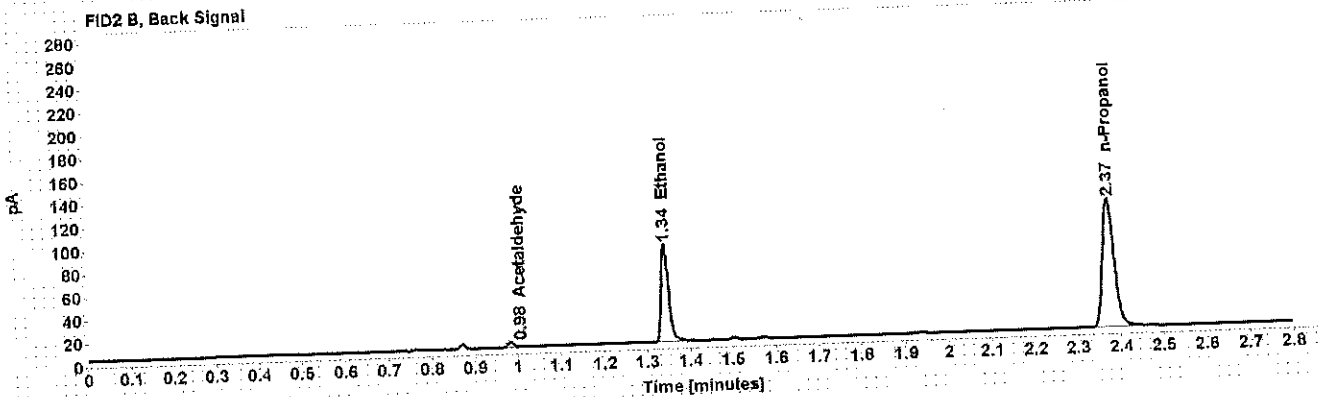
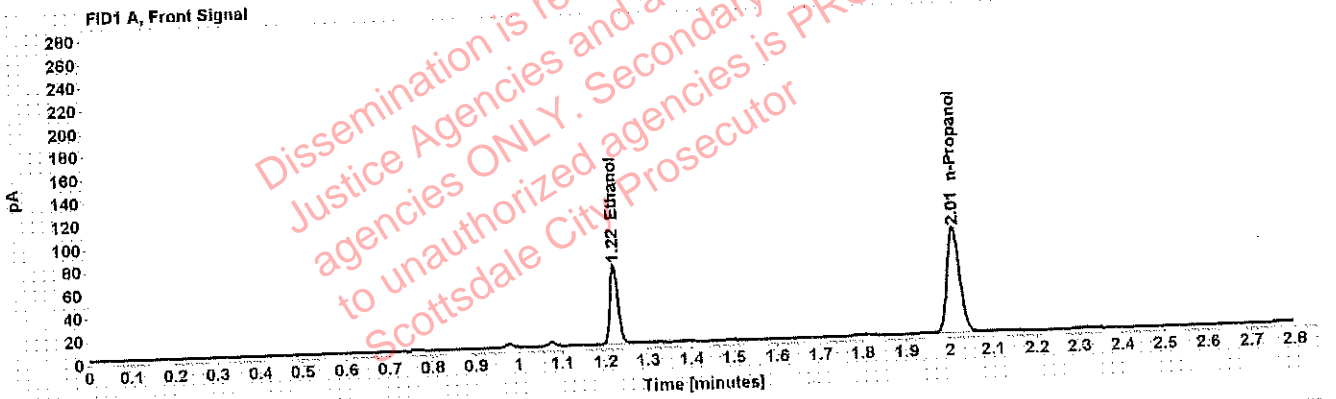


Table 1: FID 1 A (column DB-ALC1)

Compound	Amount (g/100mL)	Time (min)	Peak Area
>Ethanol	0.1316	1.222	88.573
n-Propanol	-----	2.011	187.181

Table 2: FID 2 B (column DB-ALC2)

Compound	Time (min)	Peak Area
Acetaldehyde	0.983	4.141
Ethanol	1.343	104.931
n-Propanol	2.373	217.019



Scottsdale Police Department Crime Lab Volatiles Analysis

Sample:	[REDACTED]	Item number:	338-01A
Injection date:	9/6/2018 3:43:43 PM	Vial:	19
Method:	ethanol quant.M	Sequence:	06SEPT18
Instrument:	US14173023 CN14160045	Analyst:	Raines
Data file:	C:\Chem32\1\Data\Raines\06SEPT18\19.D		

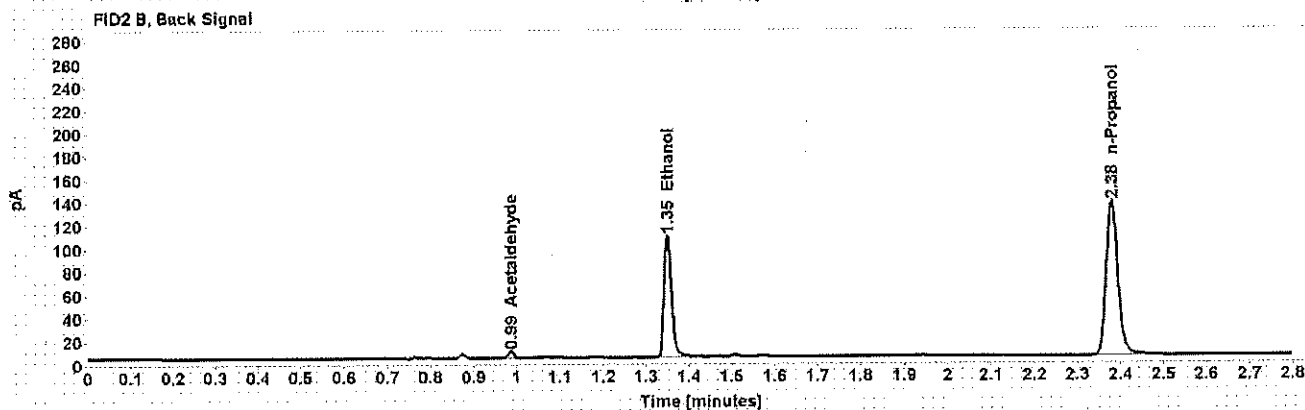
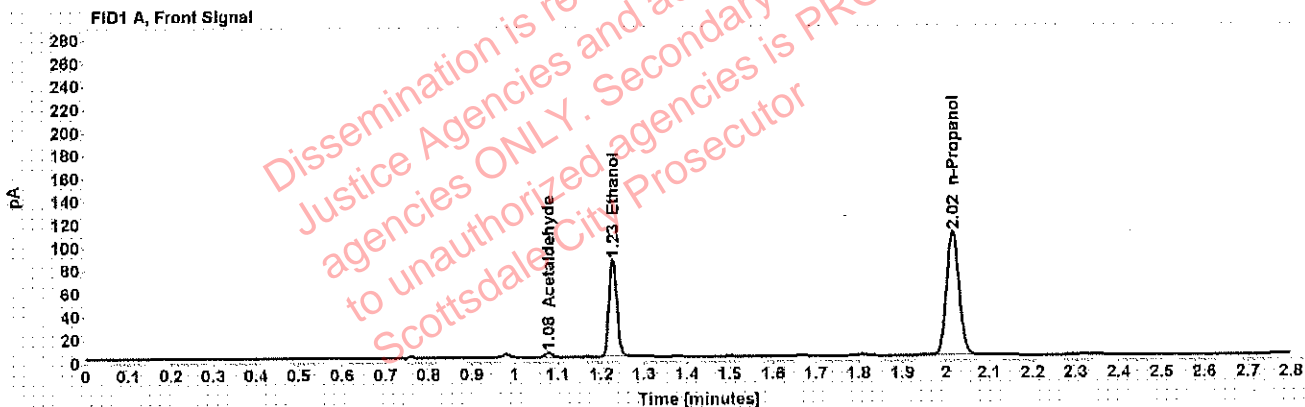


Table 1: FID 1 A (column DB-ALC1)

Compound	Amount (g/100mL)	Time (min)	Peak Area
Acetaldehyde	-----	1.079	3.926
>Ethanol	0.1393	1.227	109.448
n-Propanol	-----	2.016	218.565

Table 2: FID 2 B (column DB-ALC2)

Compound	Time (min)	Peak Area
Acetaldehyde	0.987	4.917
Ethanol	1.351	129.991
n-Propanol	2.380	256.026

Scottsdale Police Department Crime Lab Volatiles Analysis

Sample: [REDACTED]	Item number: 335-01A
Injection date: 9/6/2018 3:51:42 PM	Vial: 21
Method: ethanol quant.M	Sequence: 06SEPT18
Instrument: US14173023 CN14160045	Analyst: Raines
Data file: C:\Chem32\1\Data\Raines\06SEPT18\21.D	

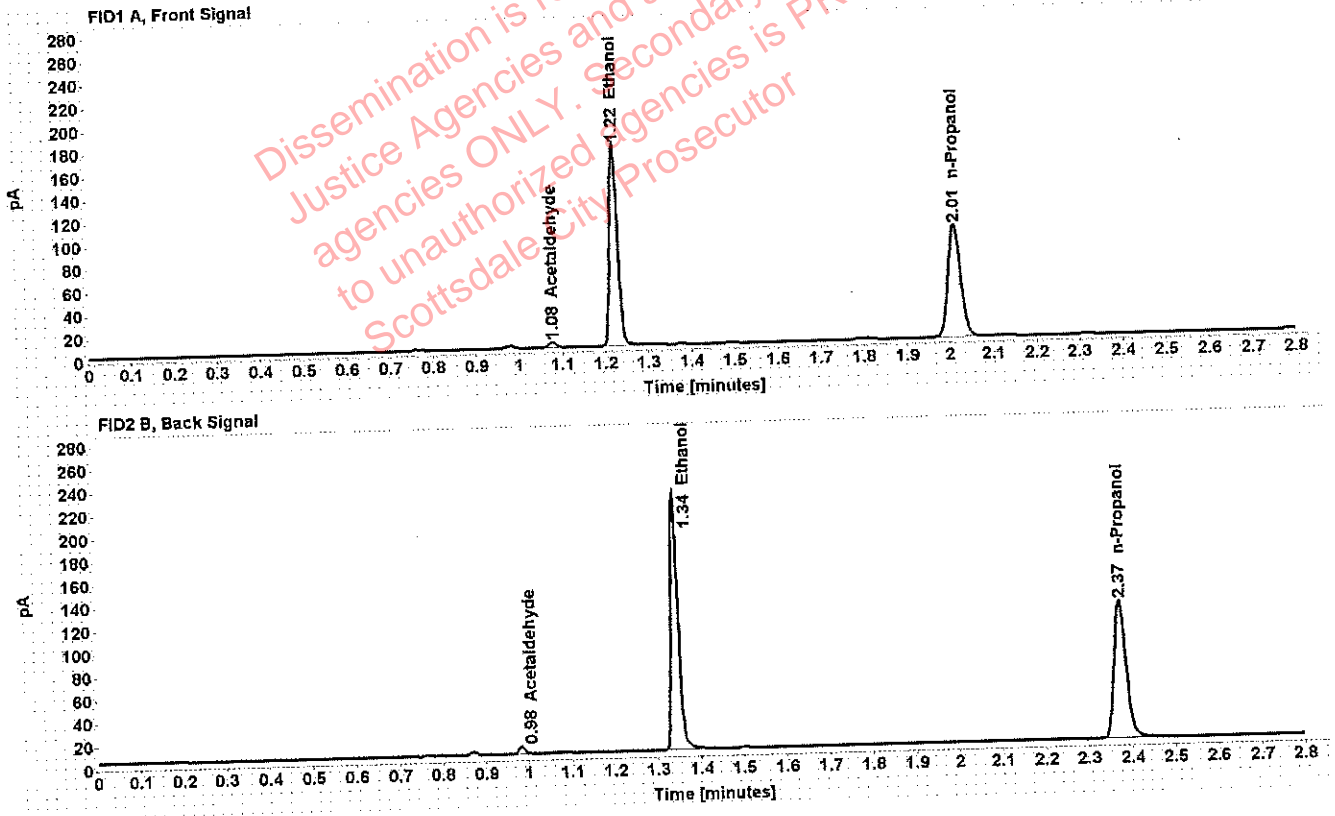


Table 1: FID 1 A (column DB-ALC1)

Compound	Amount (g/100mL)	Time (min)	Peak Area
Acetaldehyde	-----	1.076	4.792
>Ethanol	0.3127	1.222	223.970
n-Propanol	-----	2.011	198.706

Table 2: FID 2 B (column DB-ALC2)

Compound	Time (min)	Peak Area
Acetaldehyde	0.983	5.943
Ethanol	1.342	264.564
n-Propanol	2.373	231.995

Scottsdale Police Department Crime Lab Volatiles Analysis

Sample: [REDACTED]	Item number: 335-01A
Injection date: 9/6/2018 3:55:43 PM	Vial: 22
Method: ethanol quant.M	Sequence: 06SEPT18
Instrument: US14173023 CN14160045	Analyst: Raines
Data file: C:\Chem32\1\Data\Raines\06SEPT18\22.D	

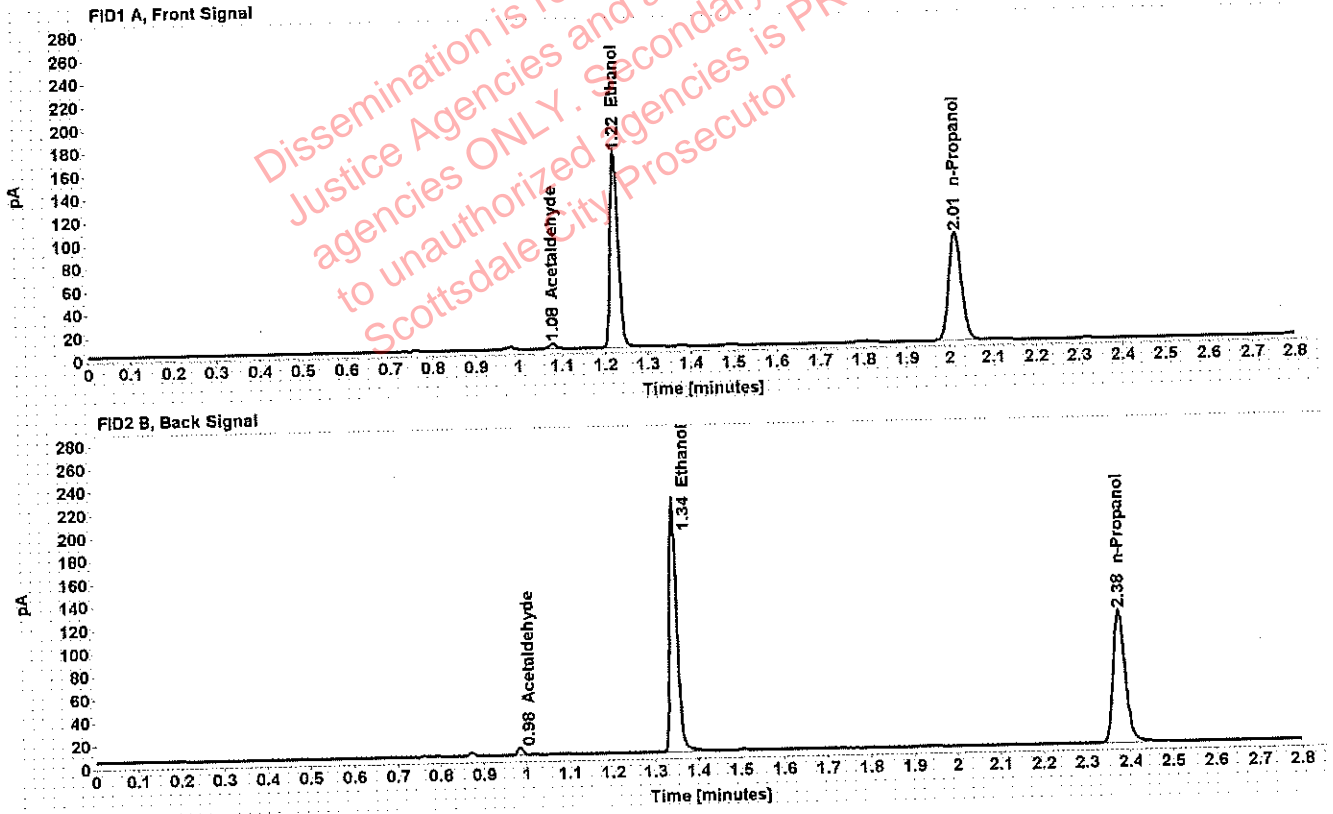


Table 1: FID 1 A (column DB-ALC1)

Compound	Amount (g/100mL)	Time (min)	Peak Area
Acetaldehyde	-----	1.077	4.560
>Ethanol	0.3174	1.223	218.304
n-Propanol	-----	2.013	190.791

Table 2: FID 2 B (column DB-ALC2)

Compound	Time (min)	Peak Area
Acetaldehyde	0.984	5.587
Ethanol	1.345	257.913
n-Propanol	2.375	222.545

Scottsdale Police Department Crime Lab Volatiles Analysis

Sample: [REDACTED]	Item number: 340-01A
Injection date: 9/6/2018 3:59:43 PM	Vial: 23
Method: ethanol quant.M	Sequence: 06SEPT18
Instrument: US14173023 CN14160045	Analyst: Raines
Data file: C:\Chem32\1\Data\Raines\06SEPT18\23.D	

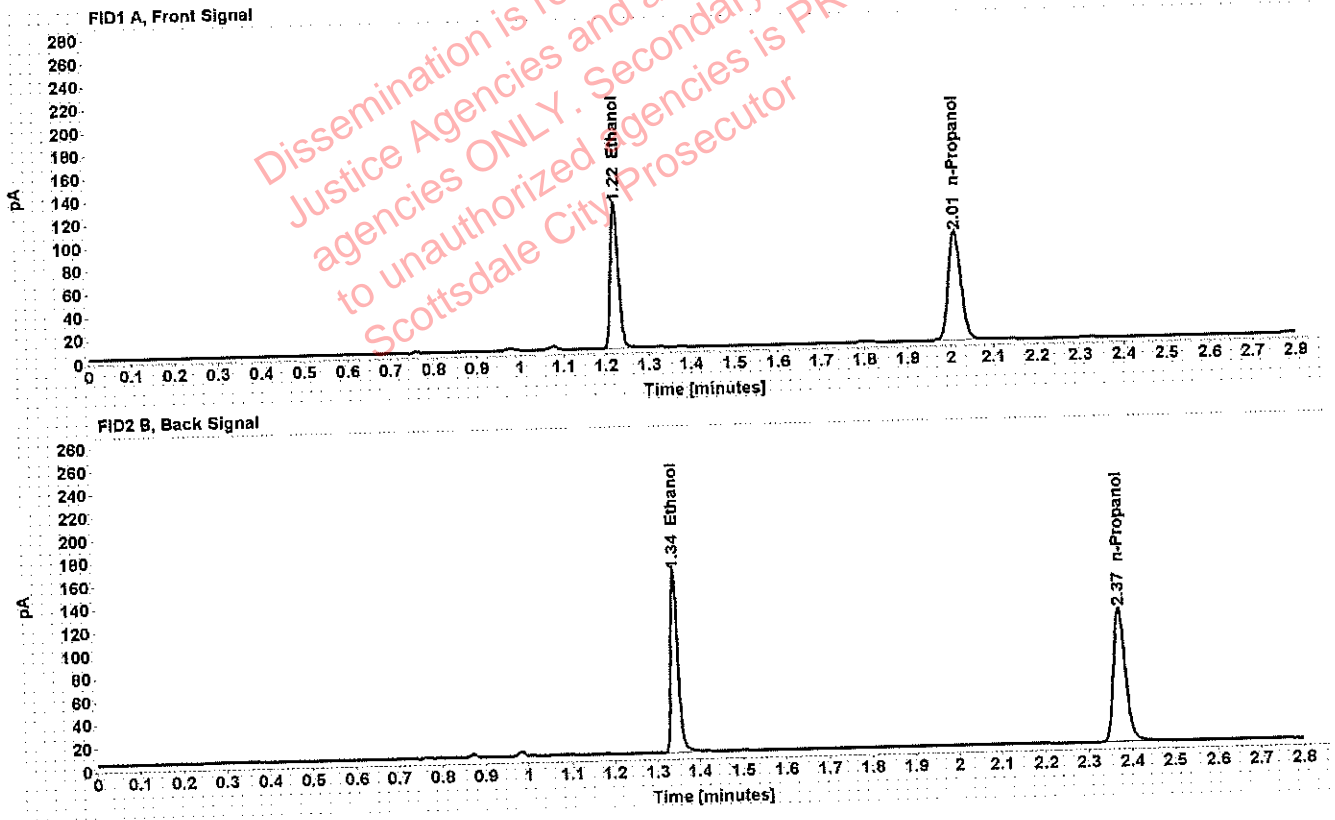


Table 1: FID 1 A (column DB-ALC1)

Compound	Amount (g/100mL)	Time (min)	Peak Area
>Ethanol	0.2330	1.222	161.410
n-Propanol	-----	2.011	192.315

Table 2: FID 2 B (column DB-ALC2)

Compound	Time (min)	Peak Area
Ethanol	1.342	189.996
n-Propanol	2.373	224.289

Scottsdale Police Department Crime Lab Volatiles Analysis

Sample: [REDACTED]	Item number: 340-01A
Injection date: 9/6/2018 4:03:43 PM	Vial: 24
Method: ethanol quant.M	Sequence: 06SEPT18
Instrument: US14173023 CN14160045	Analyst: Raines
Data file: C:\Chem32\1\Data\Raines\06SEPT18\24.D	

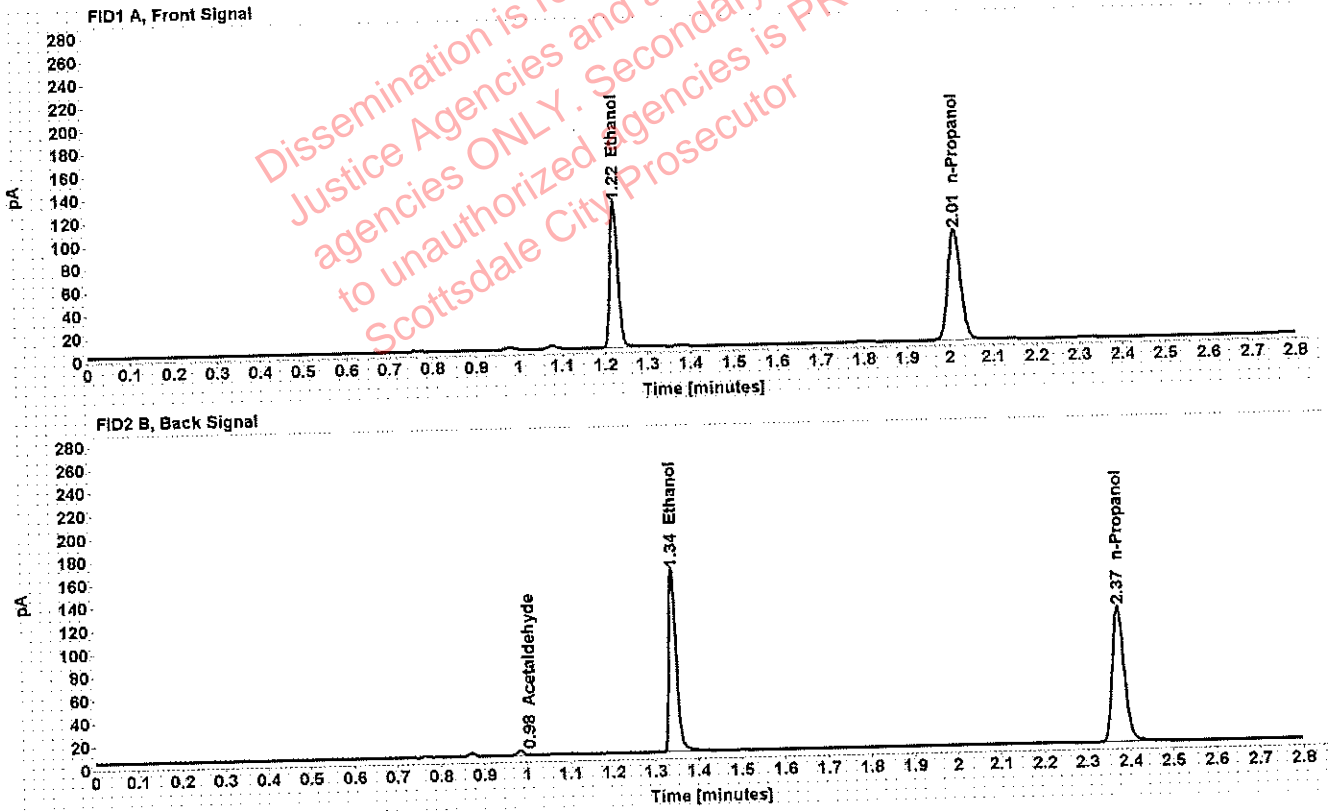


Table 1: FID 1 A (column DB-ALC1)

Compound	Amount (g/100mL)	Time (min)	Peak Area
>Ethanol	0.2308	1.222	162.152
n-Propanol	-----	2.011	195.082

Table 2: FID 2 B (column DB-ALC2)

Compound	Time (min)	Peak Area
Acetaldehyde	0.983	3.777
Ethanol	1.342	190.662
n-Propanol	2.373	227.815

Scottsdale Police Department Crime Lab Volatiles Analysis

Sample:	[REDACTED]	Item number:	1202971
Injection date:	9/6/2018 4:07:59 PM	Vial:	25
Method:	ethanol quant.M	Sequence:	06SEPT18
Instrument:	US14173023 CN14160045	Analyst:	Raines
Data file:	C:\Chem32\1\Data\Raines\06SEPT18\25.D		

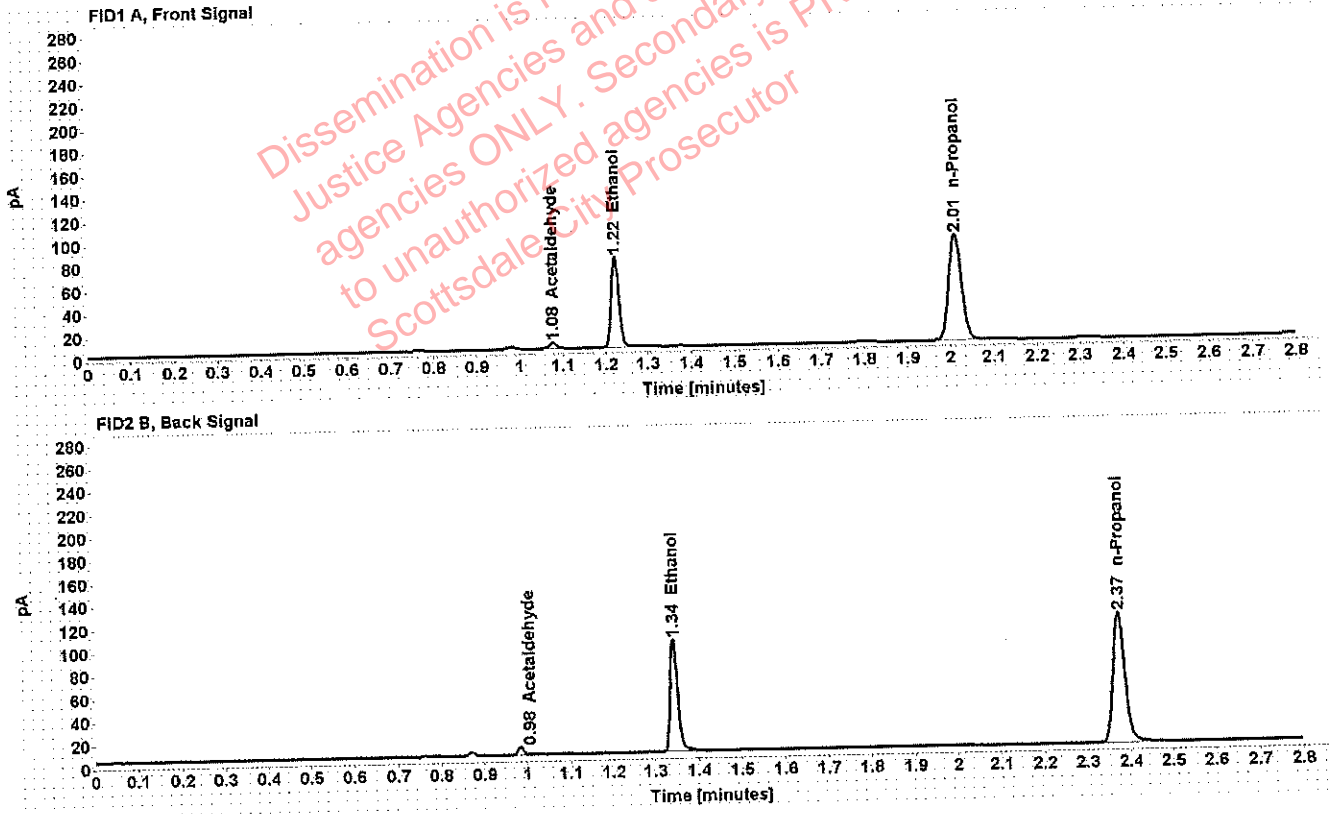


Table 1: FID 1 A (column DB-ALC1)

Compound	Amount (g/100mL)	Time (min)	Peak Area
Acetaldehyde	-----	1.076	5.123
>Ethanol	0.1490	1.222	100.712
n-Propanol	-----	2.011	187.875

Table 2: FID 2 B (column DB-ALC2)

Compound	Time (min)	Peak Area
Acetaldehyde	0.983	6.352
Ethanol	1.343	118.196
n-Propanol	2.373	218.724

Scottsdale Police Department Crime Lab Volatiles Analysis

Sample: [REDACTED]	Item number: 1202971
Injection date: 9/6/2018 4:11:58 PM	Vial: 26
Method: ethanol quant.M	Sequence: 06SEPT18
Instrument: US14173023 CN14160045	Analyst: Raines
Data file: C:\Chem3211\Data\Raines\06SEPT18\26.D	

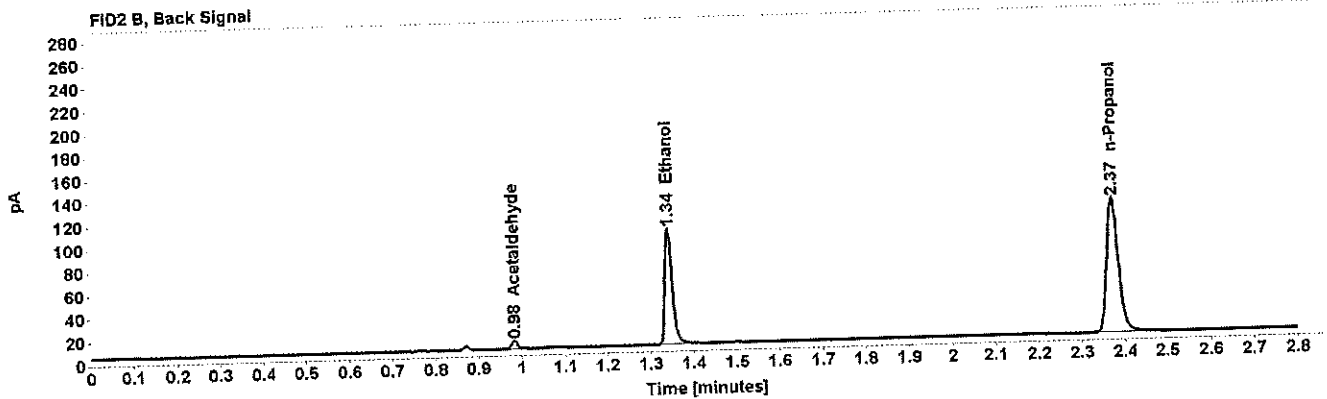
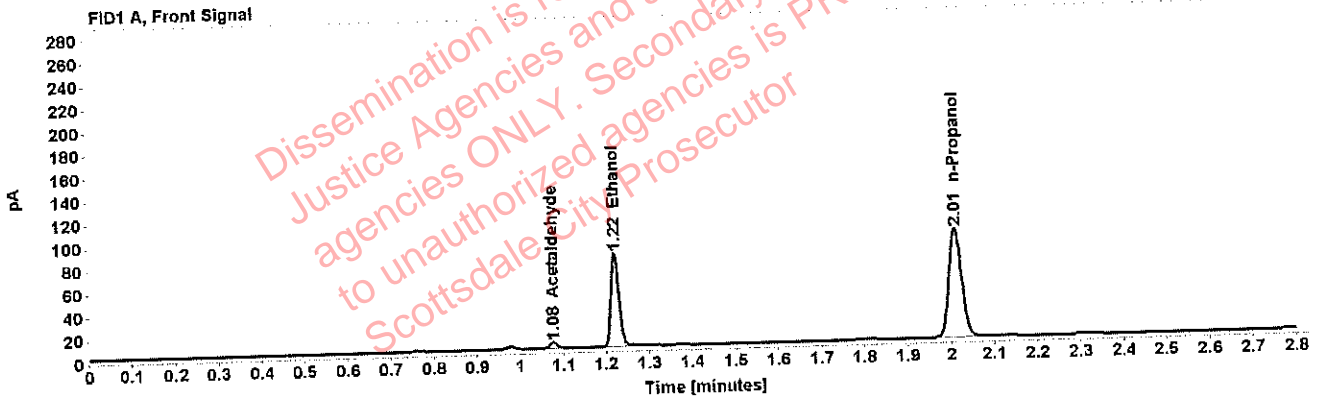


Table 1: FID 1 A (column DB-ALC1)

Compound	Amount (g/100mL)	Time (min)	Peak Area
Acetaldehyde	-----	1.076	5.198
>Ethanol	0.1500	1.222	103.964
n-Propanol	-----	2.011	192.716

Table 2: FID 2 B (column DB-ALC2)

Compound	Time (min)	Peak Area
Acetaldehyde	0.983	6.434
Ethanol	1.343	122.039
n-Propanol	2.373	224.589

Scottsdale Police Department Crime Lab Volatiles Analysis

Sample: [REDACTED]	Item number: 327-01A
Injection date: 9/6/2018 4:15:58 PM	Vial: 27
Method: ethanol quant.M	Sequence: 06SEPT18
Instrument: US14173023 CN14160045	Analyst: Raines
Data file: C:\Chem32\1\Data\Raines\06SEPT18\27.D	

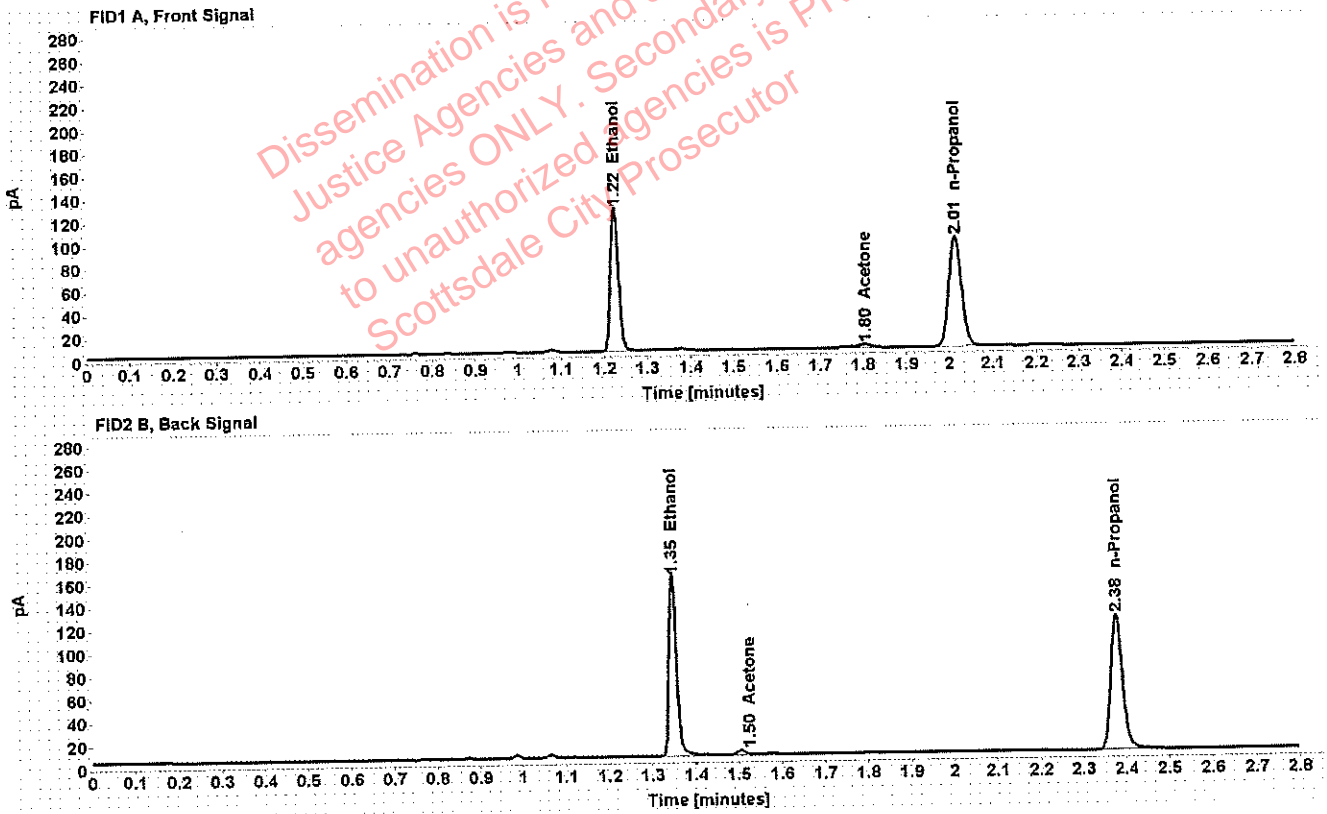


Table 1: FID 1 A (column DB-ALC1)

Compound	Amount (g/100mL)	Time (min)	Peak Area
>Ethanol	0.2297	1.225	160.753
Acetone	-----	1.804	6.022
n-Propanol	-----	2.014	194.285

Table 2: FID 2 B (column DB-ALC2)

Compound	Time (min)	Peak Area
Ethanol	1.346	191.221
Acetone	1.505	5.729
n-Propanol	2.377	225.985

Scottsdale Police Department Crime Lab Volatiles Analysis

Sample: [REDACTED]	Item number: 327-01A
Injection date: 9/6/2018 4:19:58 PM	Vial: 28
Method: ethanol quant.M	Sequence: 06SEPT18
Instrument: US14173023 CN14160045	Analyst: Raines
Data file: C:\Chem32\1\Data\Raines\06SEPT18\28.D	

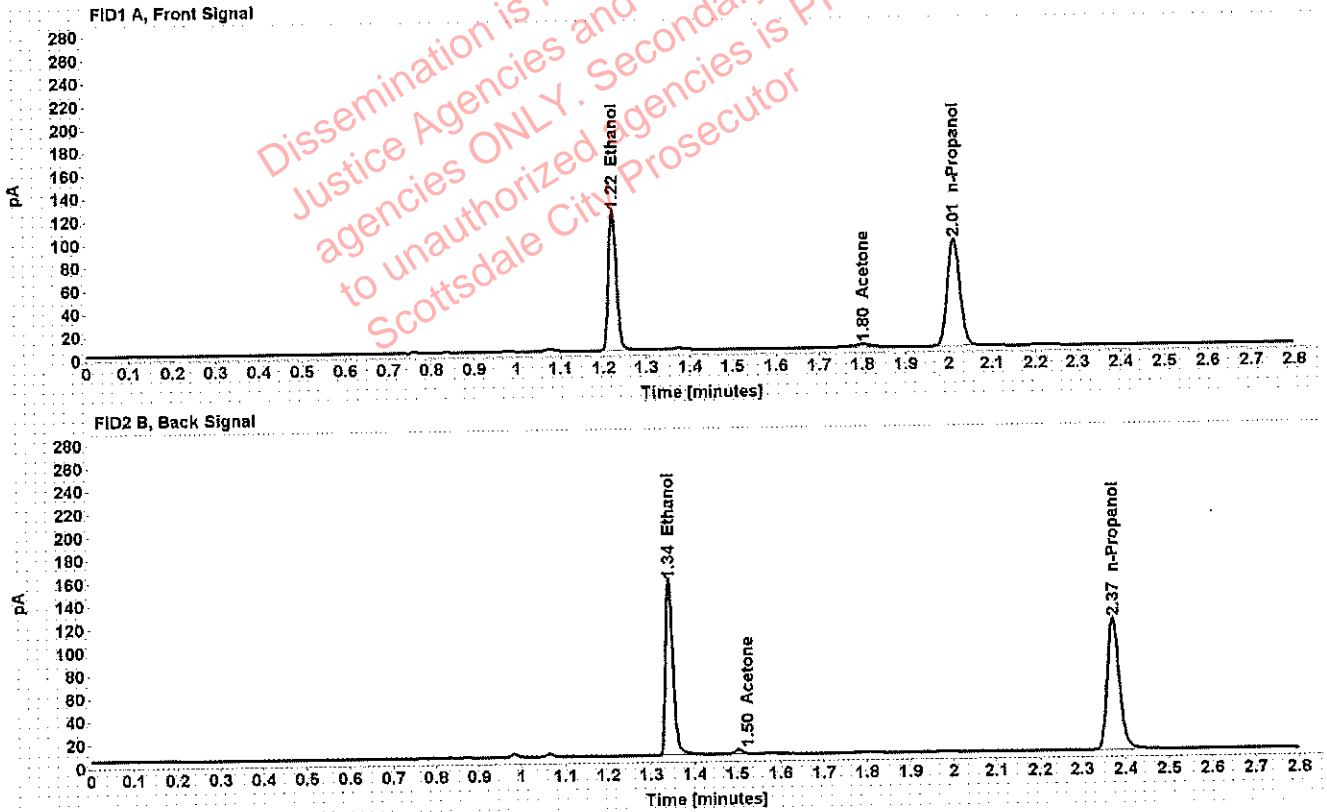


Table 1: FID 1 A (column DB-ALC1)

Compound	Amount (g/100mL)	Time (min)	Peak Area
>Ethanol	0.2269	1.222	154.902
Acetone	-----	1.801	6.065
n-Propanol	-----	2.011	189.558

Table 2: FID 2 B (column DB-ALC2)

Compound	Time (min)	Peak Area
Ethanol	1.342	183.010
Acetone	1.502	5.092
n-Propanol	2.373	220.661

Scottsdale Police Department Crime Lab Volatiles Analysis

Sample: [REDACTED]	Item number: 1228257
Injection date: 9/6/2018 4:23:58 PM	Vial: 29
Method: ethanol quant.M	Sequence: 06SEPT18
Instrument: US14173023 CN14160045	Analyst: Raines
Data file: C:\Chem32\1\Data\Raines\06SEPT18\29.D	

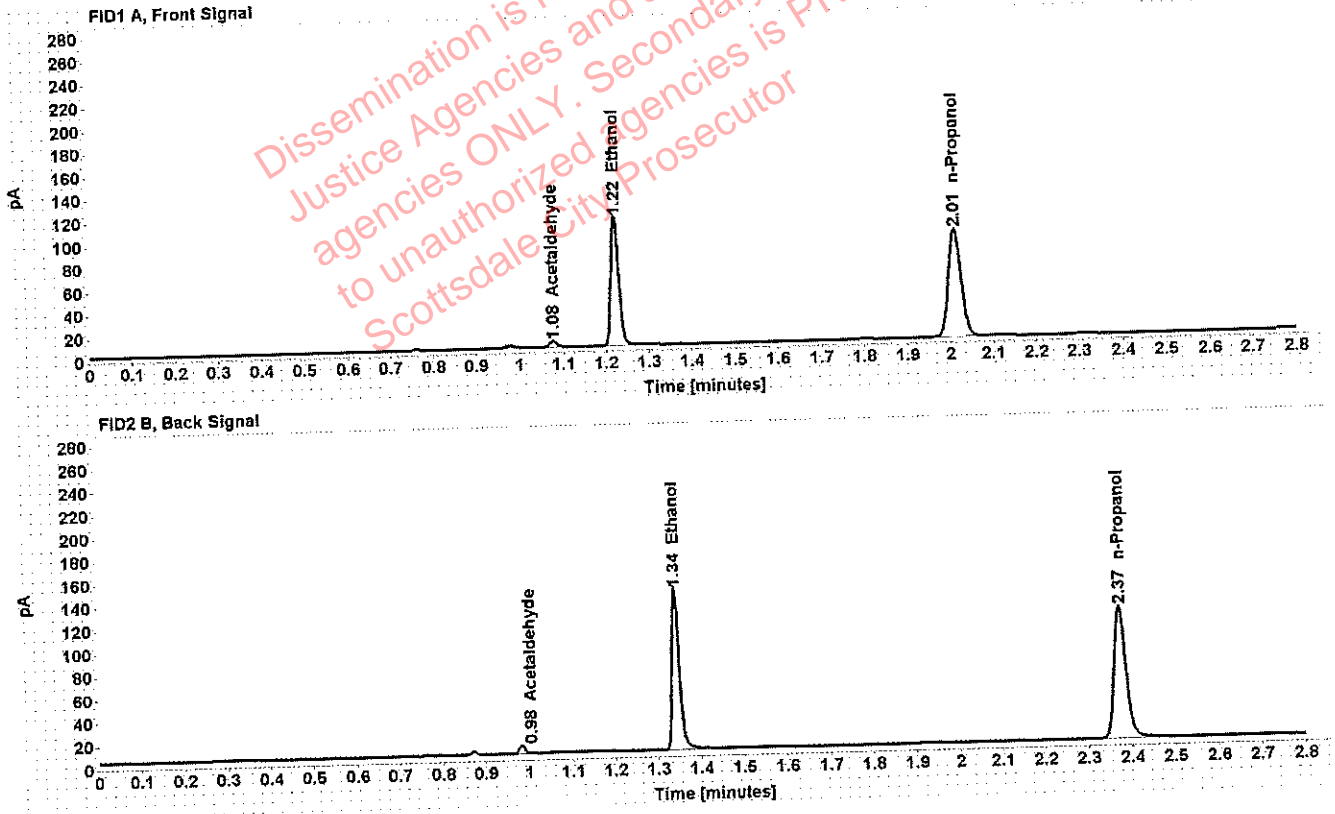


Table 1: FID 1 A (column DB-ALC1)

Compound	Amount (g/100mL)	Time (min)	Peak Area
Acetaldehyde	-----	1.076	5.143
>Ethanol	0.2082	1.222	142.735
n-Propanol	-----	2.011	190.357

Table 2: FID 2 B (column DB-ALC2)

Compound	Time (min)	Peak Area
Acetaldehyde	0.983	6.353
Ethanol	1.342	169.498
n-Propanol	2.373	222.324

Scottsdale Police Department Crime Lab Volatiles Analysis

Sample: [REDACTED]	Item number: 1228257
Injection date: 9/6/2018 4:27:58 PM	Vial: 30
Method: ethanol quant.M	Sequence: 06SEPT18
Instrument: US14173023 CN14160045	Analyst: Raines
Data file: C:\Chem32\1\Data\Raines\06SEPT18\30.D	

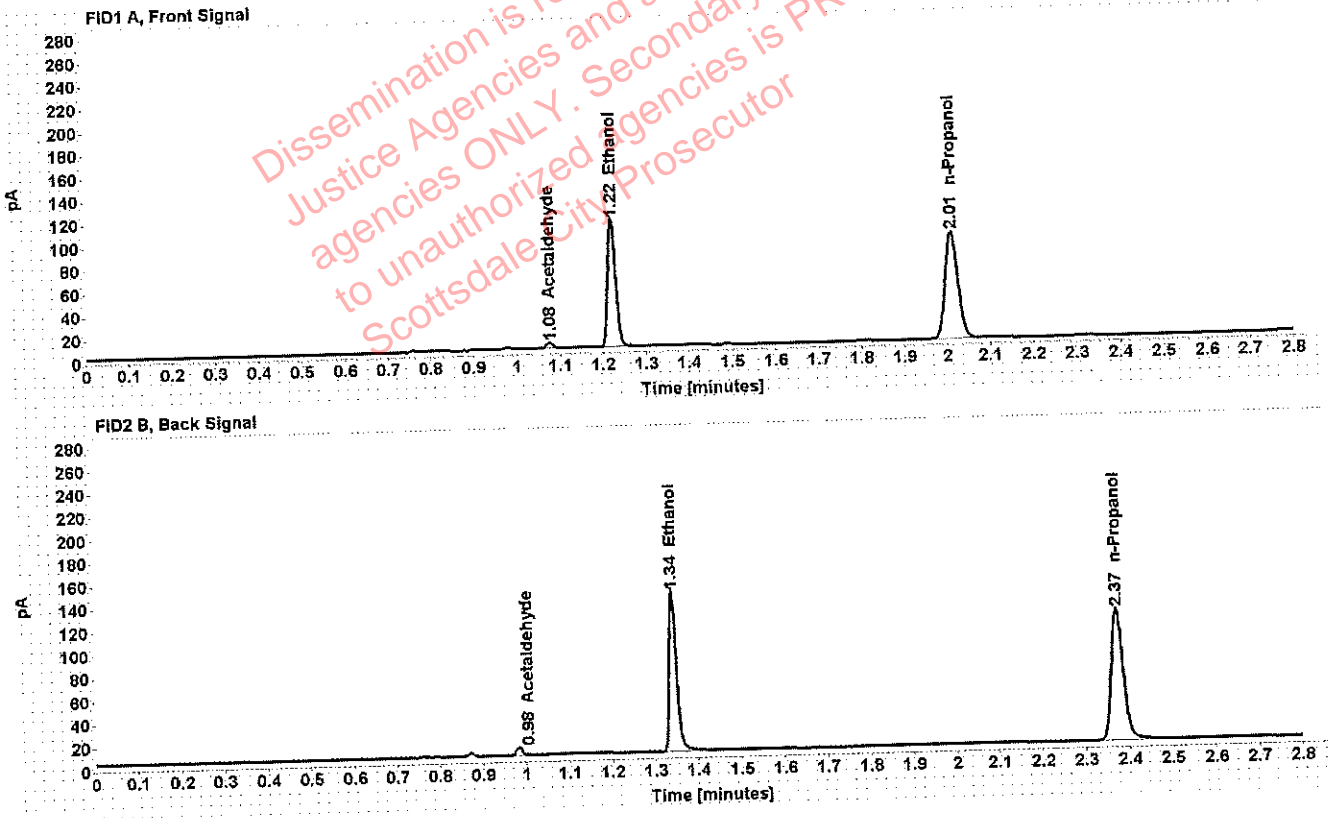


Table 1: FID 1 A (column DB-ALC1)

Compound	Amount (g/100mL)	Time (min)	Peak Area
Acetaldehyde	-----	1.076	5.137
>Ethanol	0.2088	1.222	142.093
n-Propanol	-----	2.011	188.994

Table 2: FID 2 B (column DB-ALC2)

Compound	Time (min)	Peak Area
Acetaldehyde	0.983	6.343
Ethanol	1.342	167.276
n-Propanol	2.373	220.588

Scottsdale Police Department Crime Lab Volatiles Analysis

Sample: [REDACTED]	Item number: 1228251
Injection date: 9/6/2018 4:36:13 PM	Vial: 32
Method: ethanol quant.M	Sequence: 06SEPT18
Instrument: US14173023 CN14160045	Analyst: Raines
Data file: C:\Chem32\1\Data\Raines\06SEPT18\32.D	

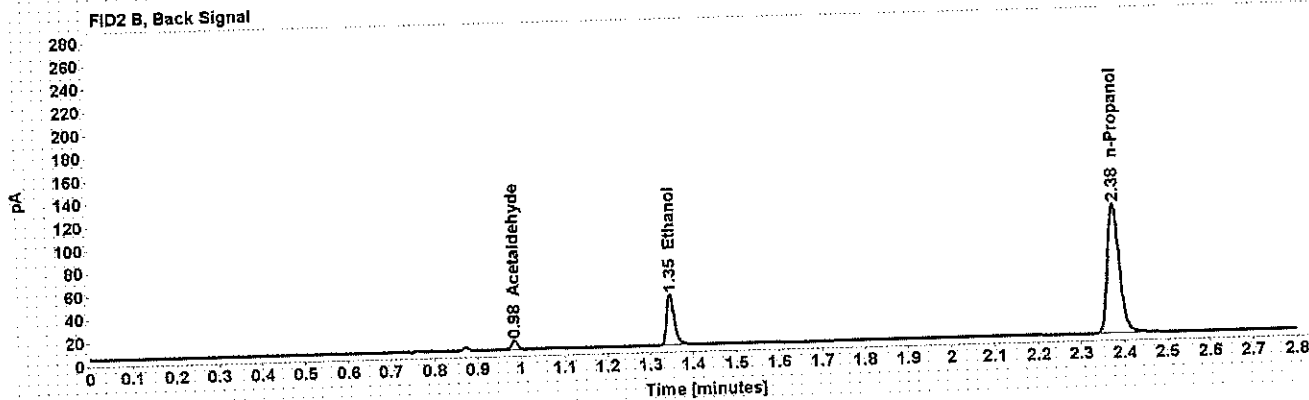
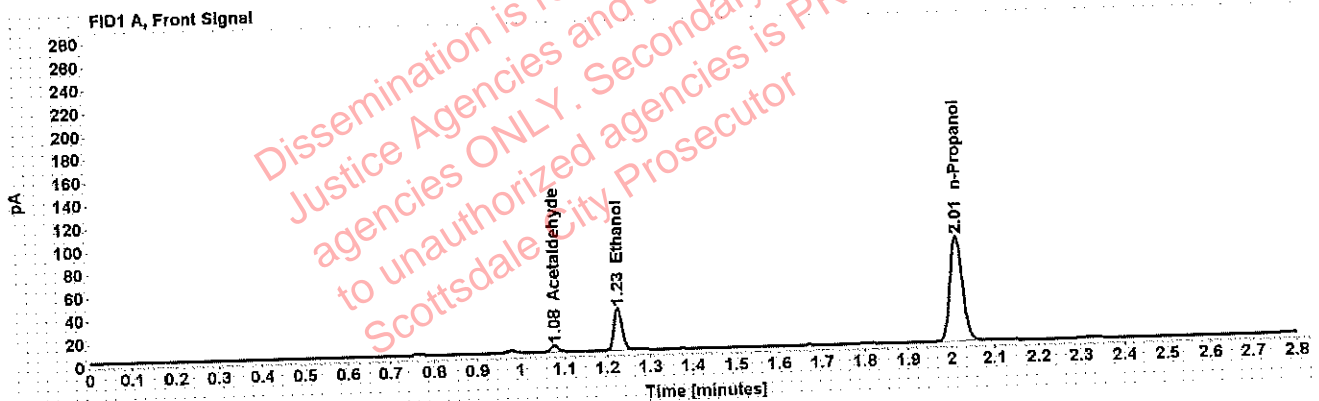


Table 1: FID 1 A (column DB-ALC1)

Compound	Amount (g/100mL)	Time (min)	Peak Area
Acetaldehyde	-----	1.077	5.675
>Ethanol	0.0702	1.225	46.967
n-Propanol	-----	2.014	186.894

Table 2: FID 2 B (column DB-ALC2)

Compound	Time (min)	Peak Area
Acetaldehyde	0.985	6.991
Ethanol	1.347	54.195
n-Propanol	2.376	217.433

Scottsdale Police Department Crime Lab Volatiles Analysis

Sample: [REDACTED]	Item number: 1228251
Injection date: 9/6/2018 4:40:13 PM	Vial: 33
Method: ethanol quant.M	Sequence: 06SEPT18
Instrument: US14173023 CN14160045	Analyst: Raines
Data file: C:\Chem32\1\Data\Raines\06SEPT18\33.D	

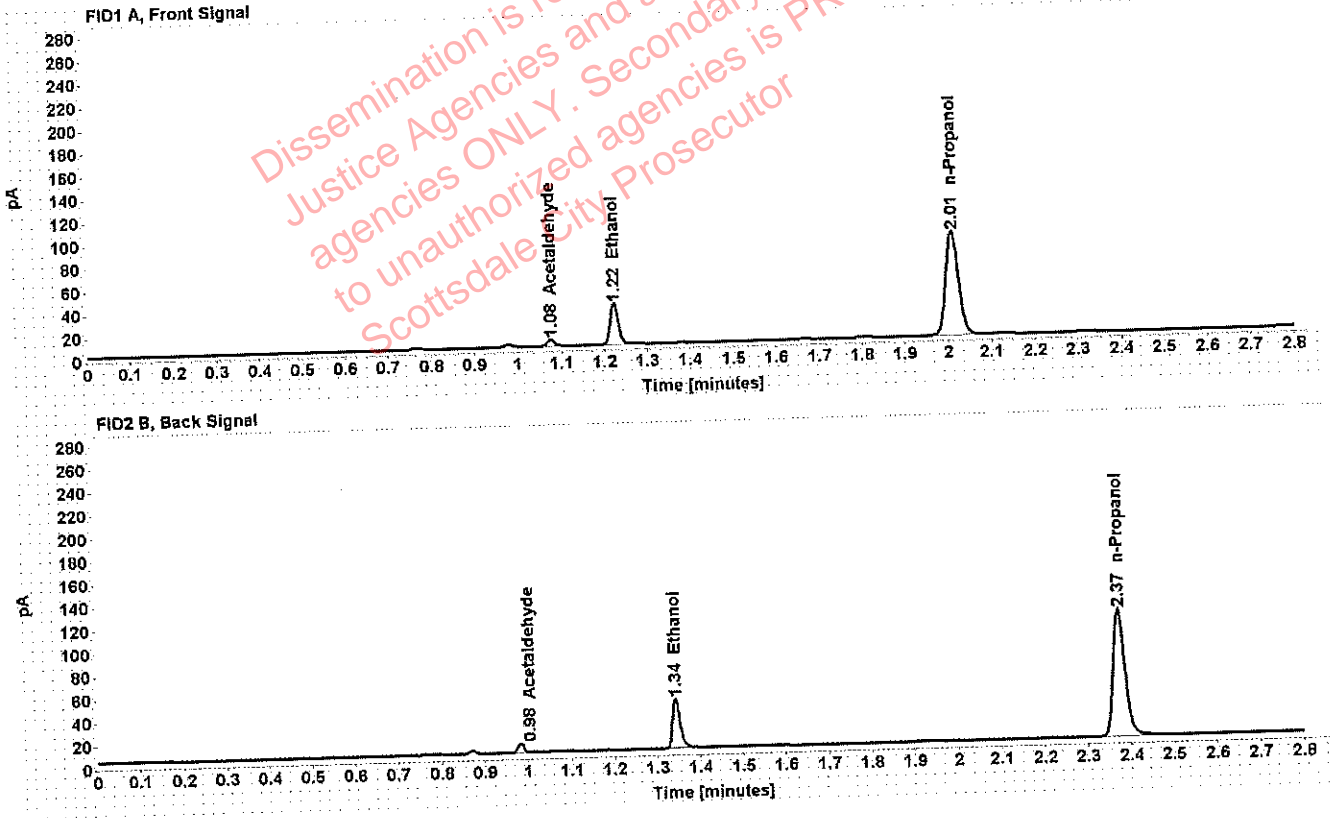


Table 1: FID 1 A (column DB-ALC1)

Compound	Amount (g/100mL)	Time (min)	Peak Area
Acetaldehyde	-----	1.076	5.778
>Ethanol	0.0689	1.223	45.206
n-Propanol	-----	2.011	183.370

Table 2: FID 2 B (column DB-ALC2)

Compound	Time (min)	Peak Area
Acetaldehyde	0.983	7.162
Ethanol	1.344	52.267
n-Propanol	2.373	213.770

Scottsdale Police Department Crime Lab Volatiles Analysis

Sample: [REDACTED]	Item number: 1231687
Injection date: 9/6/2018 4:44:13 PM	Vial: 34
Method: ethanol quant.M	Sequence: 06SEPT18
Instrument: US14173023 CN14160045	Analyst: Raines
Data file: C:\Chem32\1\Data\Raines\06SEPT18\34.D	

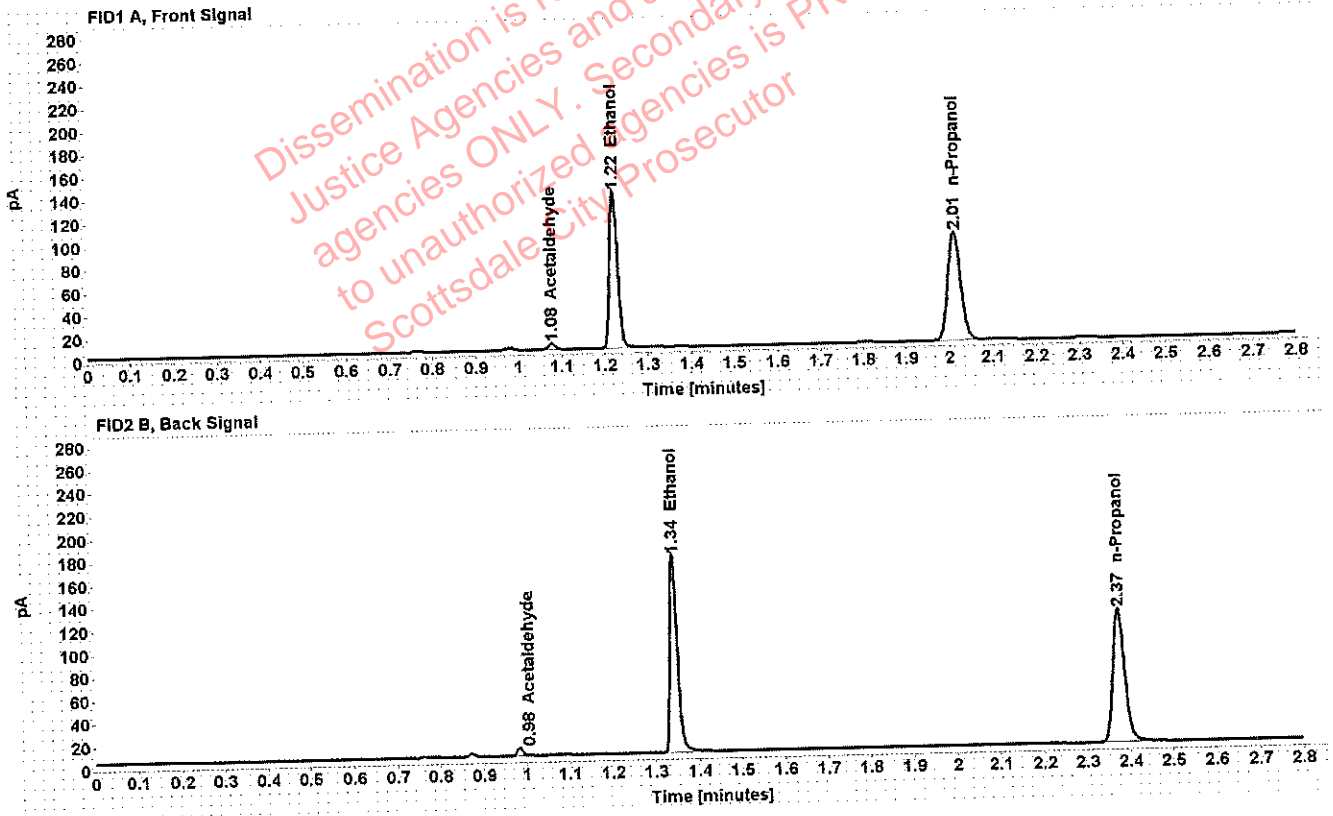


Table 1: FID 1 A (column DB-ALC1)

Compound	Amount (g/100mL)	Time (min)	Peak Area
Acetaldehyde	-----	1.076	5.005
>Ethanol	0.2527	1.222	174.167
n-Propanol	-----	2.012	191.275

Table 2: FID 2 B (column DB-ALC2)

Compound	Time (min)	Peak Area
Acetaldehyde	0.983	6.158
Ethanol	1.342	205.379
n-Propanol	2.373	223.392

Scottsdale Police Department Crime Lab Volatiles Analysis

Sample: [REDACTED]	Item number: 1231687
Injection date: 9/6/2018 4:48:13 PM	Vial: 35
Method: ethanol quant.M	Sequence: 06SEPT18
Instrument: US14173023 CN14160045	Analyst: Raines
Data file: C:\Chem32\1\Data\Raines\06SEPT18\35.D	

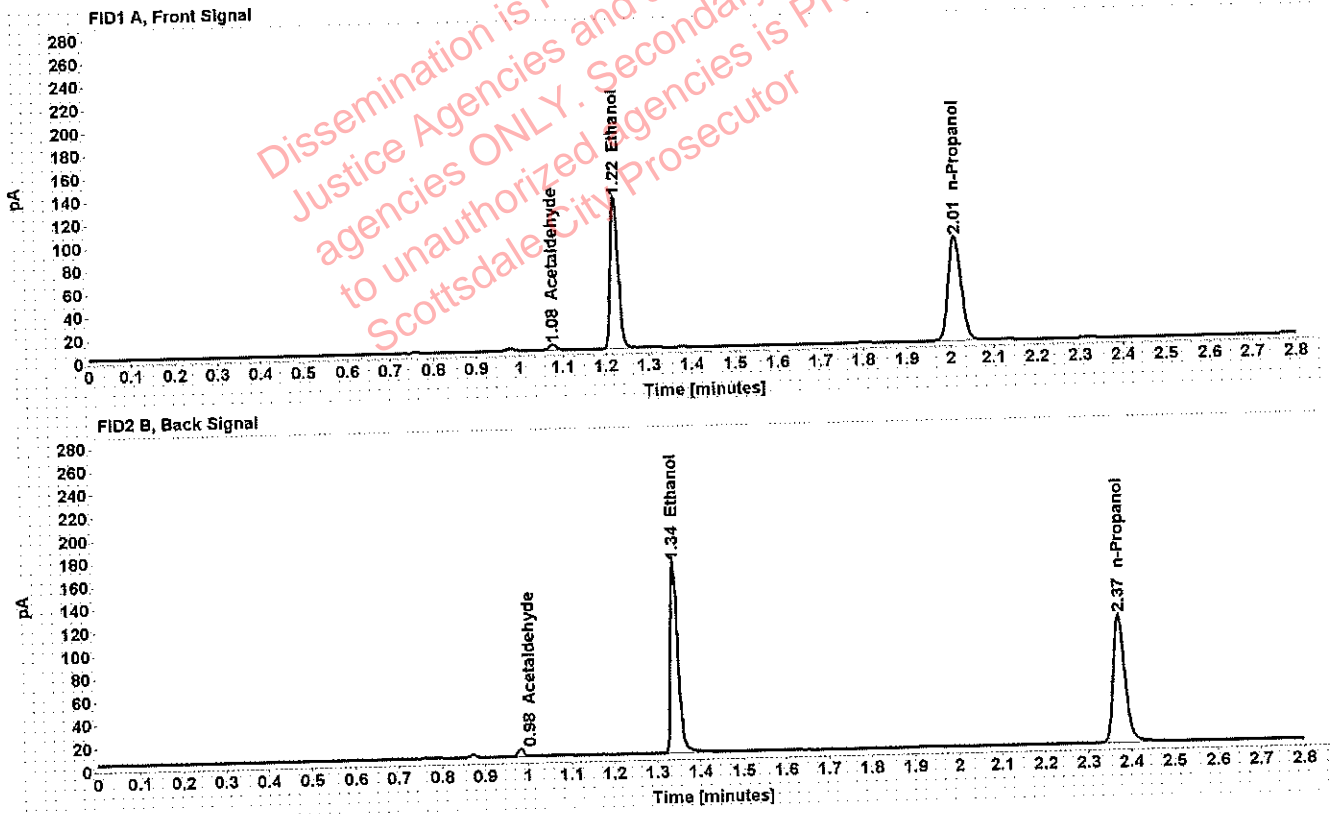


Table 1: FID 1 A (column DB-ALC1)

Compound	Amount (g/100mL)	Time (min)	Peak Area
Acetaldehyde	-----	1.076	4.932
>Ethanol	0.2537	1.222	168.591
n-Propanol	-----	2.011	184.437

Table 2: FID 2 B (column DB-ALC2)

Compound	Time (min)	Peak Area
Acetaldehyde	0.983	6.098
Ethanol	1.342	200.310
n-Propanol	2.373	215.354

Scottsdale Police Department Crime Lab Volatiles Analysis

Sample: [REDACTED]	Item number: 1210559
Injection date: 9/6/2018 4:52:13 PM	Vial: 36
Method: ethanol quant.M	Sequence: 06SEPT18
Instrument: US14173023 CN14160045	Analyst: Raines
Data file: C:\Chem32\1\Data\Raines\06SEPT18\36.D	

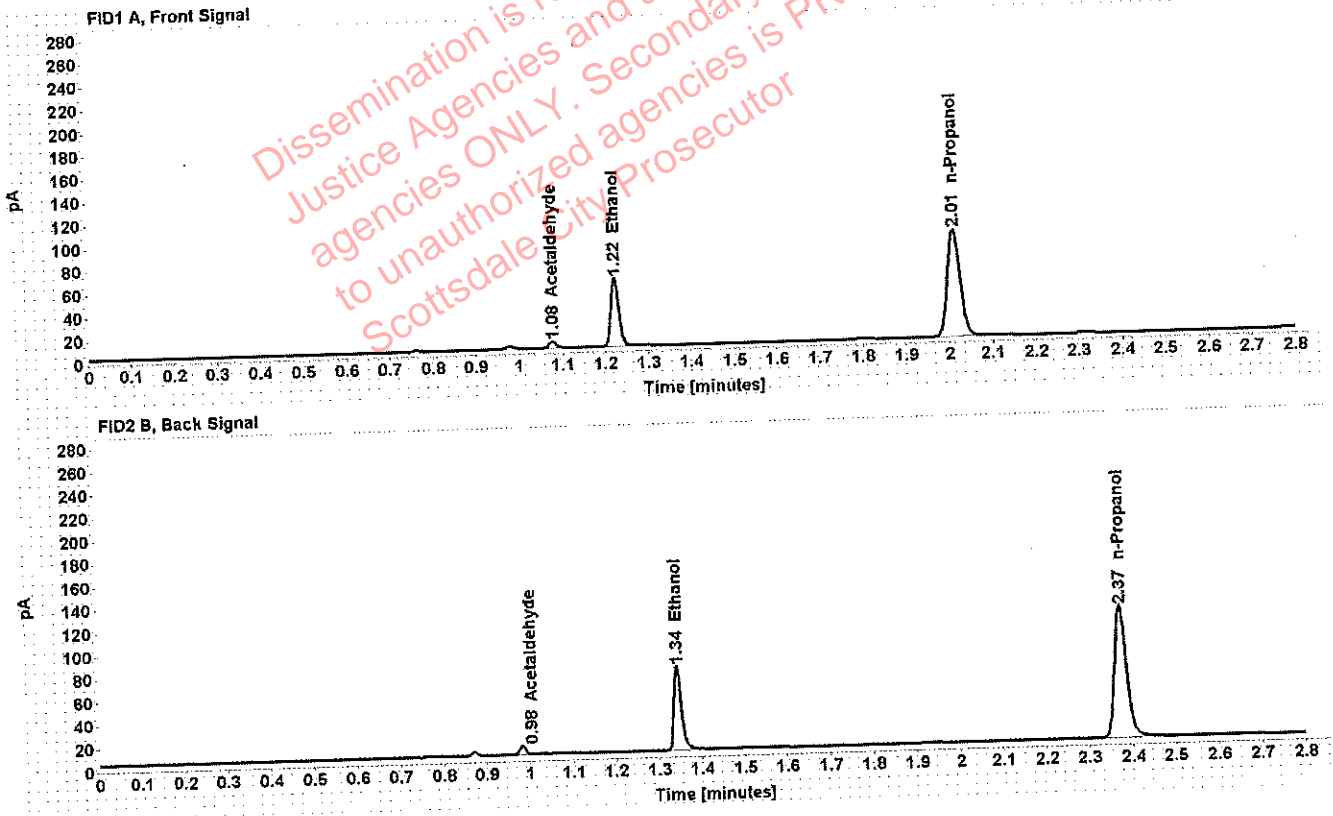


Table 1: FID 1 A (column DB-ALC1)

Compound	Amount (g/100mL)	Time (min)	Peak Area
Acetaldehyde	-----	1.076	5.575
>Ethanol	0.1115	1.222	75.809
n-Propanol	-----	2.011	189.320

Table 2: FID 2 B (column DB-ALC2)

Compound	Time (min)	Peak Area
Acetaldehyde	0.983	6.880
Ethanol	1.343	88.604
n-Propanol	2.373	220.682

Scottsdale Police Department Crime Lab Volatiles Analysis

Sample: [REDACTED]	Item number: 1210559
Injection date: 9/6/2018 4:56:28 PM	Vial: 37
Method: ethanol quant.M	Sequence: 06SEPT18
Instrument: US14173023 CN14160045	Analyst: Raines
Data file: C:\Chem32\1\Data\Raines\06SEPT18\37.D	

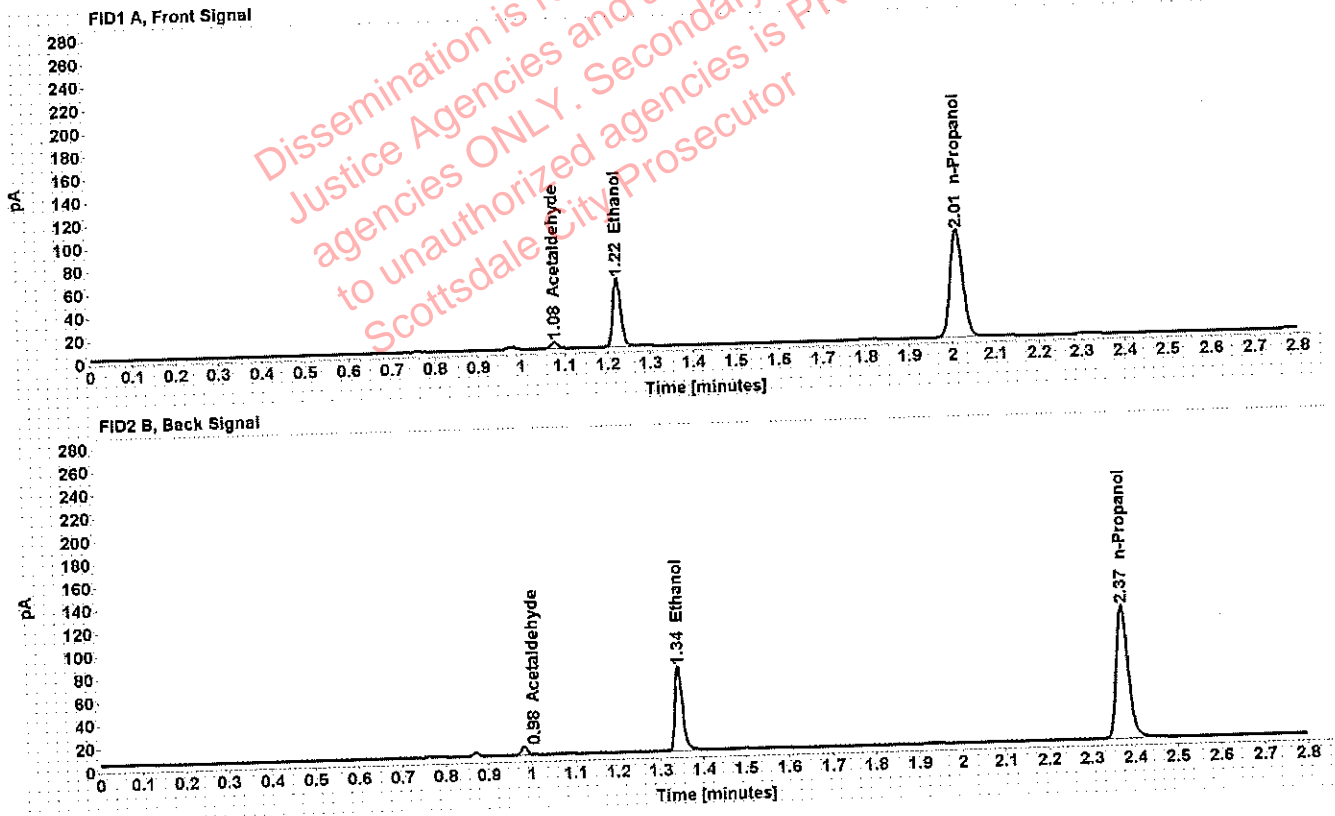


Table 1: FID 1 A (column DB-ALC1)

Compound	Amount (g/100mL)	Time (min)	Peak Area
Acetaldehyde	-----	1.076	5.513
>Ethanol	0.1110	1.222	75.934
n-Propanol	-----	2.011	190.516

Table 2: FID 2 B (column DB-ALC2)

Compound	Time (min)	Peak Area
Acetaldehyde	0.983	6.881
Ethanol	1.343	88.545
n-Propanol	2.372	222.268

Scottsdale Police Department Crime Lab Volatiles Analysis

Sample: [REDACTED]	Item number: 1222339
Injection date: 9/6/2018 5:00:28 PM	Vial: 38
Method: ethanol quant.M	Sequence: 06SEPT18
Instrument: US14173023 CN14160045	Analyst: Raines
Data file: C:\Chem32\1\Data\Raines\06SEPT18\38.D	

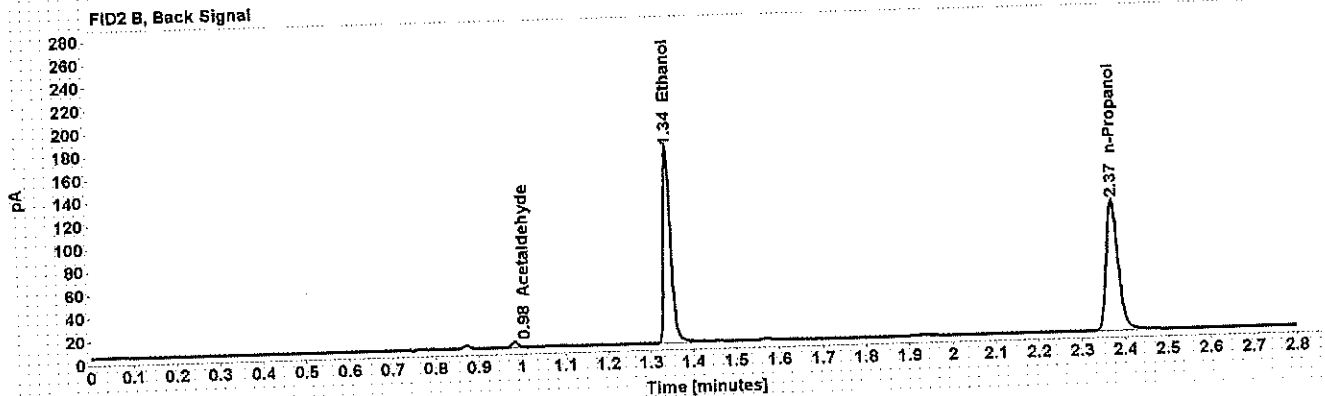
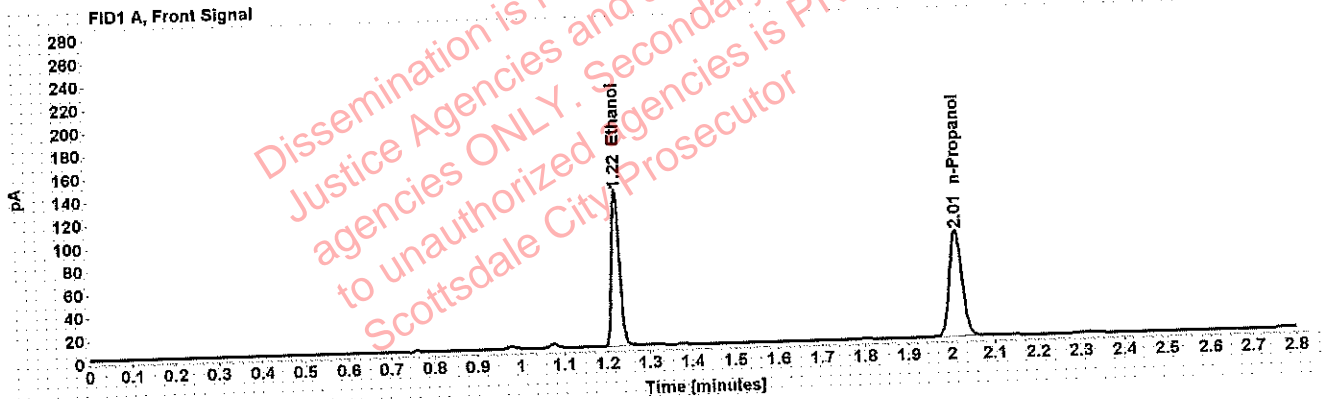


Table 1: FID 1 A (column DB-ALC1)

Compound	Amount (g/100mL)	Time (min)	Peak Area
>Ethanol	0.2560	1.222	172.710
n-Propanol	-----	2.011	187.267

Table 2: FID 2 B (column DB-ALC2)

Compound	Time (min)	Peak Area
Acetaldehyde	0.983	4.473
Ethanol	1.342	205.426
n-Propanol	2.373	219.402

Scottsdale Police Department Crime Lab Volatiles Analysis

Sample: [REDACTED]	Item number: 1222339
Injection date: 9/6/2018 5:04:28 PM	Vial: 39
Method: ethanol quant.M	Sequence: 06SEPT18
Instrument: US14173023 CN14160045	Analyst: Raines
Data file: C:\Chem32\1\Data\Raines\06SEPT18\39.D	

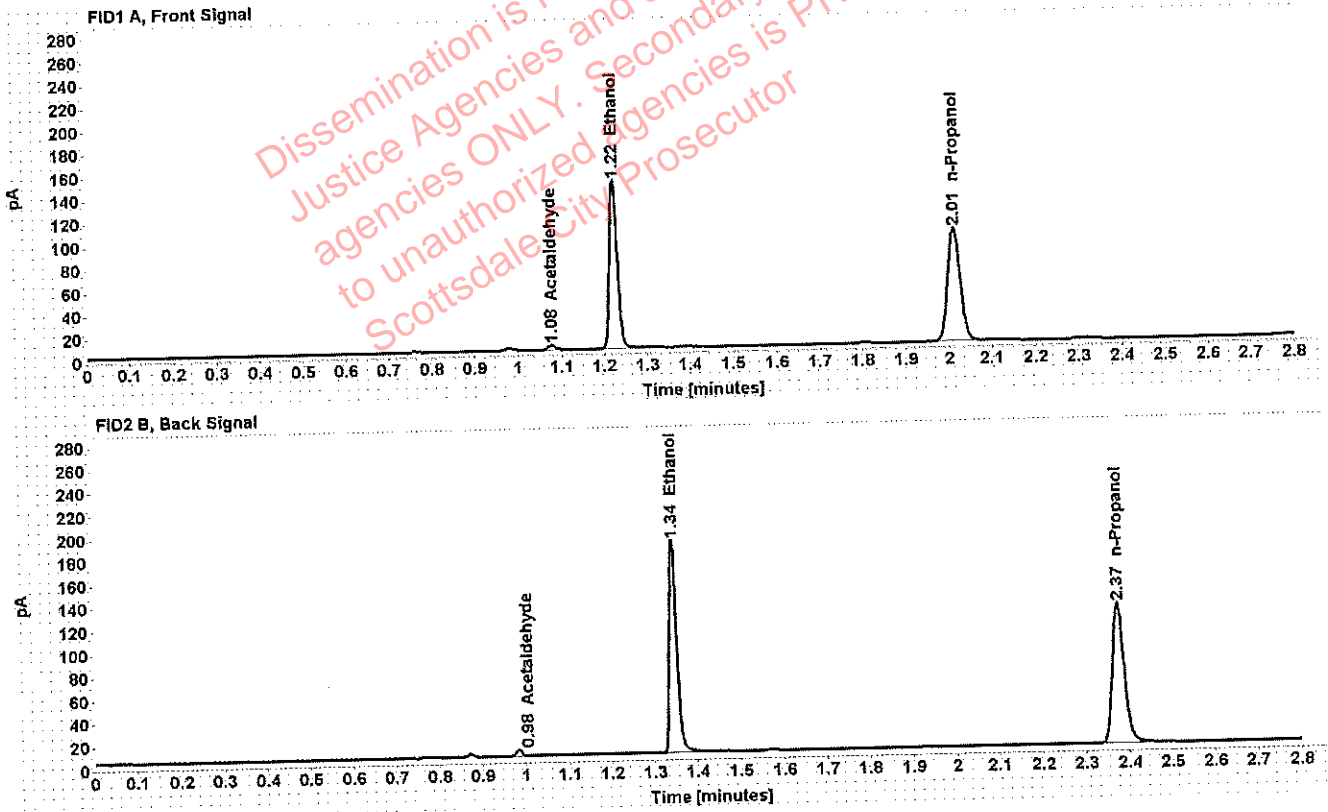


Table 1: FID 1 A (column DB-ALC1)

Compound	Amount (g/100mL)	Time (min)	Peak Area
Acetaldehyde	-----	1.077	3.996
>Ethanol	0.2610	1.223	188.307
n-Propanol	-----	2.012	200.227

Table 2: FID 2 B (column DB-ALC2)

Compound	Time (min)	Peak Area
Acetaldehyde	0.984	4.909
Ethanol	1.344	224.227
n-Propanol	2.375	235.098

Scottsdale Police Department Crime Lab Volatiles Analysis

Sample: [REDACTED]	Item number: 340-01A
Injection date: 9/6/2018 5:08:28 PM	Vial: 40
Method: ethanol quant.M	Sequence: 06SEPT18
Instrument: US14173023 CN14160045	Analyst: Raines
Data file: C:\Chem32\1\Data\Raines\06SEPT18\40.D	

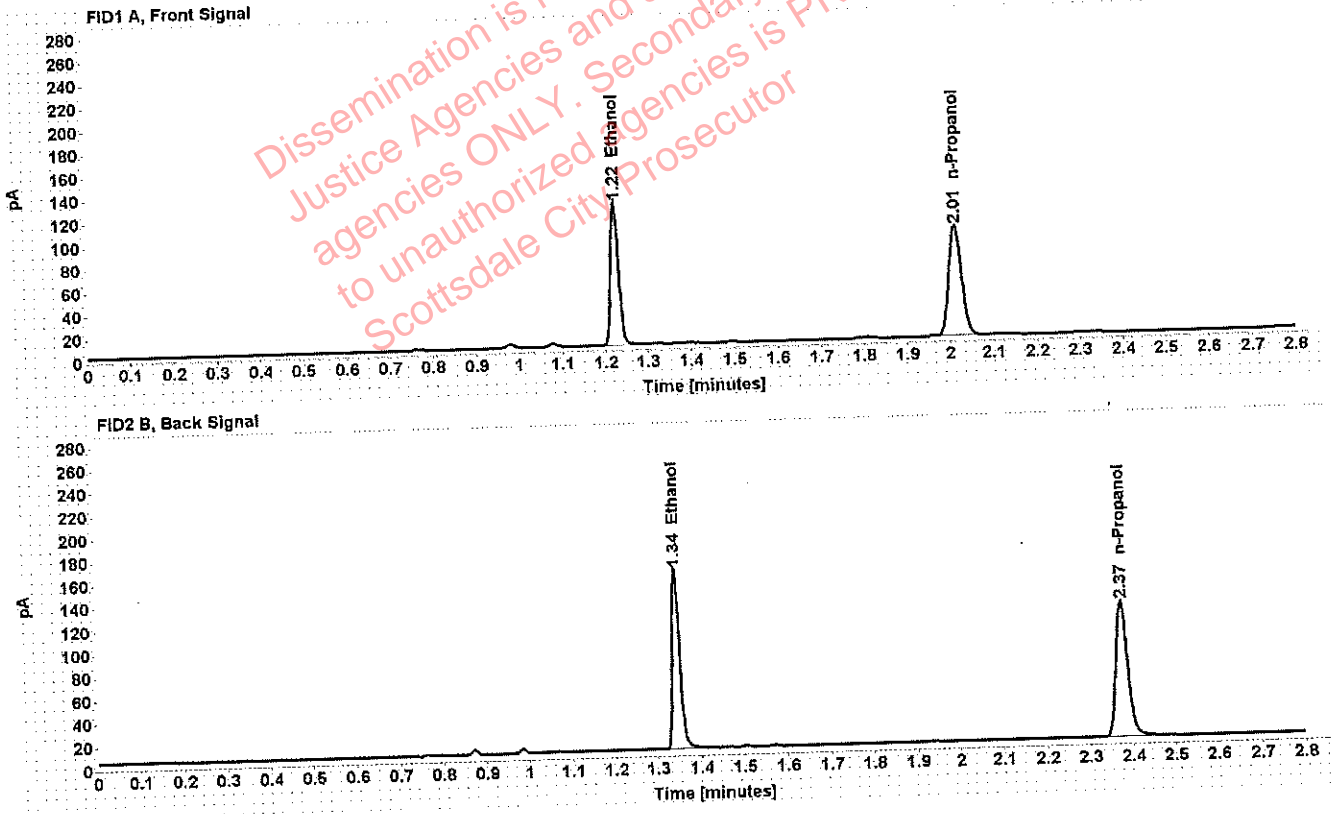


Table 1: FID 1 A (column DB-ALC1)

Compound	Amount (g/100mL)	Time (min)	Peak Area
>Ethanol	0.2281	1.223	160.283
n-Propanol	-----	2.012	195.118

Table 2: FID 2 B (column DB-ALC2)

Compound	Time (min)	Peak Area
Ethanol	1.344	190.590
n-Propanol	2.375	228.869

Scottsdale Police Department Crime Lab Volatiles Analysis

Sample: [REDACTED]	Item number: 340-01A
Injection date: 9/6/2018 5:12:29 PM	Vial: 41
Method: ethanol quant.M	Sequence: 06SEPT18
Instrument: US14173023 CN14160045	Analyst: Raines
Data file: C:\Chem3211\Data\Raines\06SEPT18\41.D	

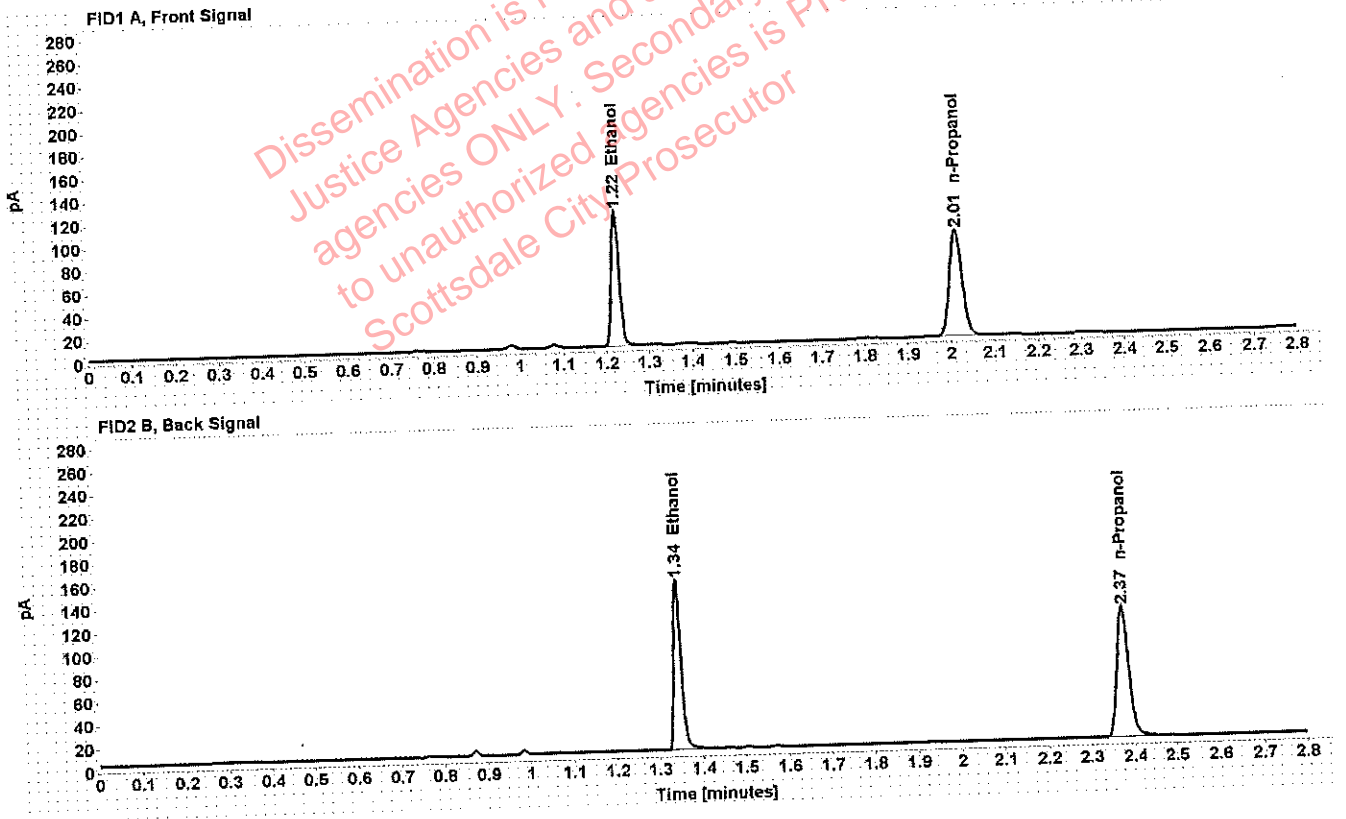


Table 1: FID 1 A (column DB-ALC1)

Compound	Amount (g/100mL)	Time (min)	Peak Area
>Ethanol	0.2237	1.222	151.168
n-Propanol	-----	2.012	187.596

Table 2: FID 2 B (column DB-ALC2)

Compound	Time (min)	Peak Area
Ethanol	1.342	179.670
n-Propanol	2.373	219.837

Scottsdale Police Department Crime Lab Volatiles Analysis

Sample: [REDACTED]	Item number: 135-01A
Injection date: 9/6/2018 5:20:43 PM	Vial: 43
Method: ethanol quant.M	Sequence: 06SEPT18
Instrument: US14173023 CN14160045	Analyst: Raines
Data file: C:\Chem32\1\Data\Raines\06SEPT18\43.D	

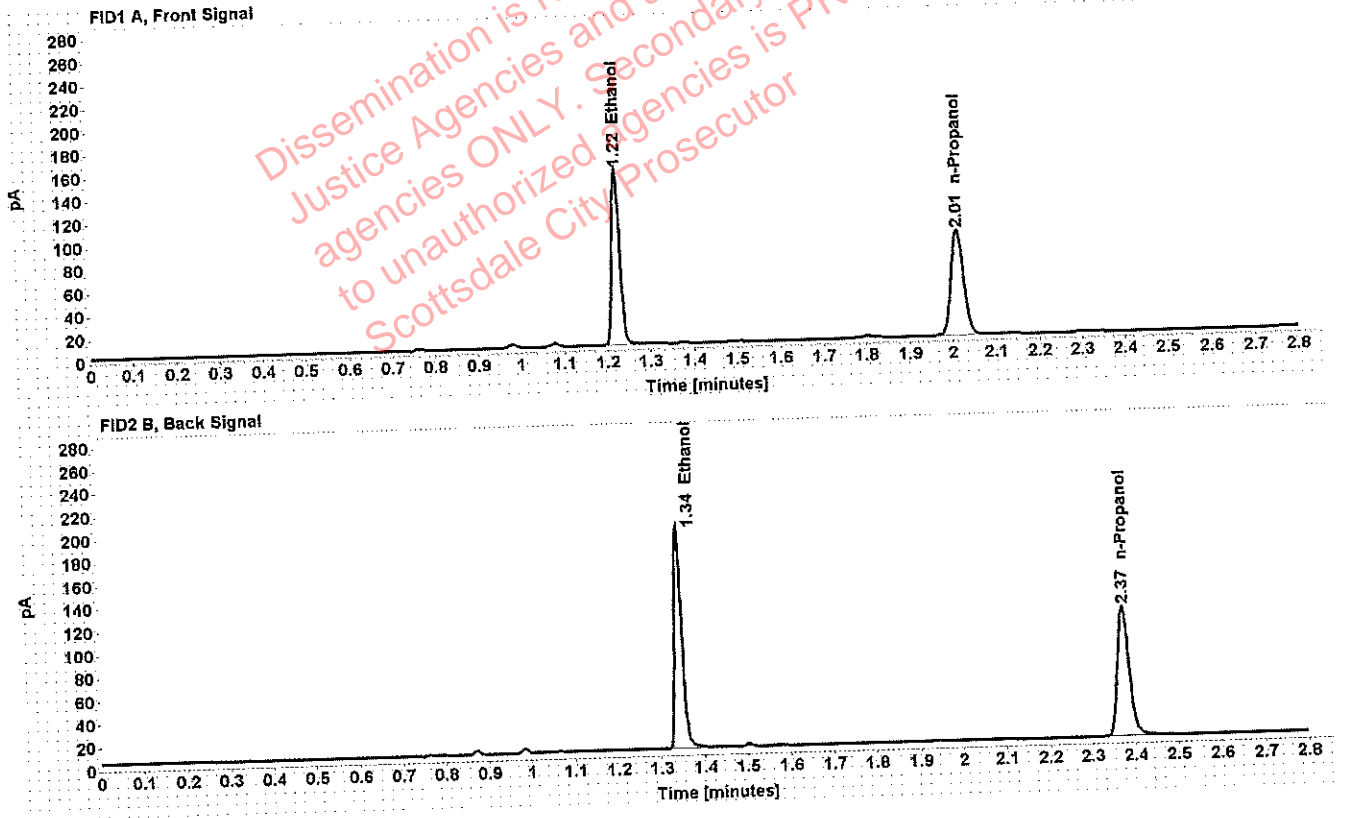


Table 1: FID 1 A (column DB-ALC1)

Compound	Amount (g/100mL)	Time (min)	Peak Area
>Ethanol	0.2920	1.222	195.413
n-Propanol	-----	2.011	185.712

Table 2: FID 2 B (column DB-ALC2)

Compound	Time (min)	Peak Area
Ethanol	1.342	232.643
n-Propanol	2.373	217.899

Scottsdale Police Department Crime Lab Volatiles Analysis

Sample: [REDACTED]	Item number: 135-01A
Injection date: 9/6/2018 5:24:43 PM	Vial: 44
Method: ethanol quant.M	Sequence: 06SEPT18
Instrument: US14173023 CN14160045	Analyst: Raines
Data file: C:\Chem32\1\Data\Raines\06SEPT18\44.D	

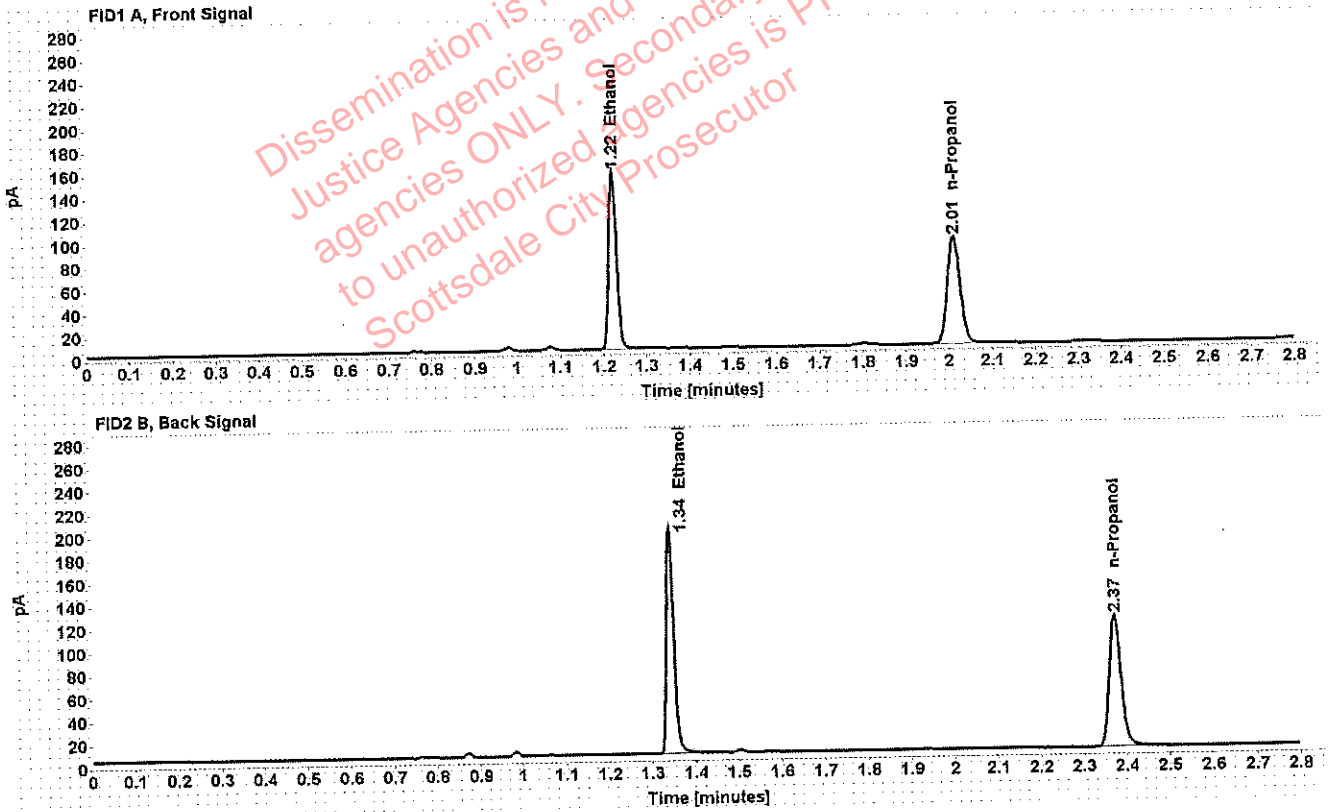


Table 1: FID 1 A (column DB-ALC1)

Compound	Amount (g/100mL)	Time (min)	Peak Area
>Ethanol	0.2912	1.222	198.087
n-Propanol	-----	2.011	188.739

Table 2: FID 2 B (column DB-ALC2)

Compound	Time (min)	Peak Area
Ethanol	1.342	235.663
n-Propanol	2.373	221.411

VOID

Case [redacted] User: mraines 9/7/2018

Scottsdale Police Department Crime Lab Volatiles Analysis

Sample: [redacted] Item number: 1211906
Injection date: 9/6/2018 5:28:43 PM Vial: 45
Method: ethanol quant.M Sequence: 06SEPT18
Instrument: US14173023 CN14160045 Analyst: Raines
Data file: C:\Chem32\1\Data\Raines\06SEPT18\45.D

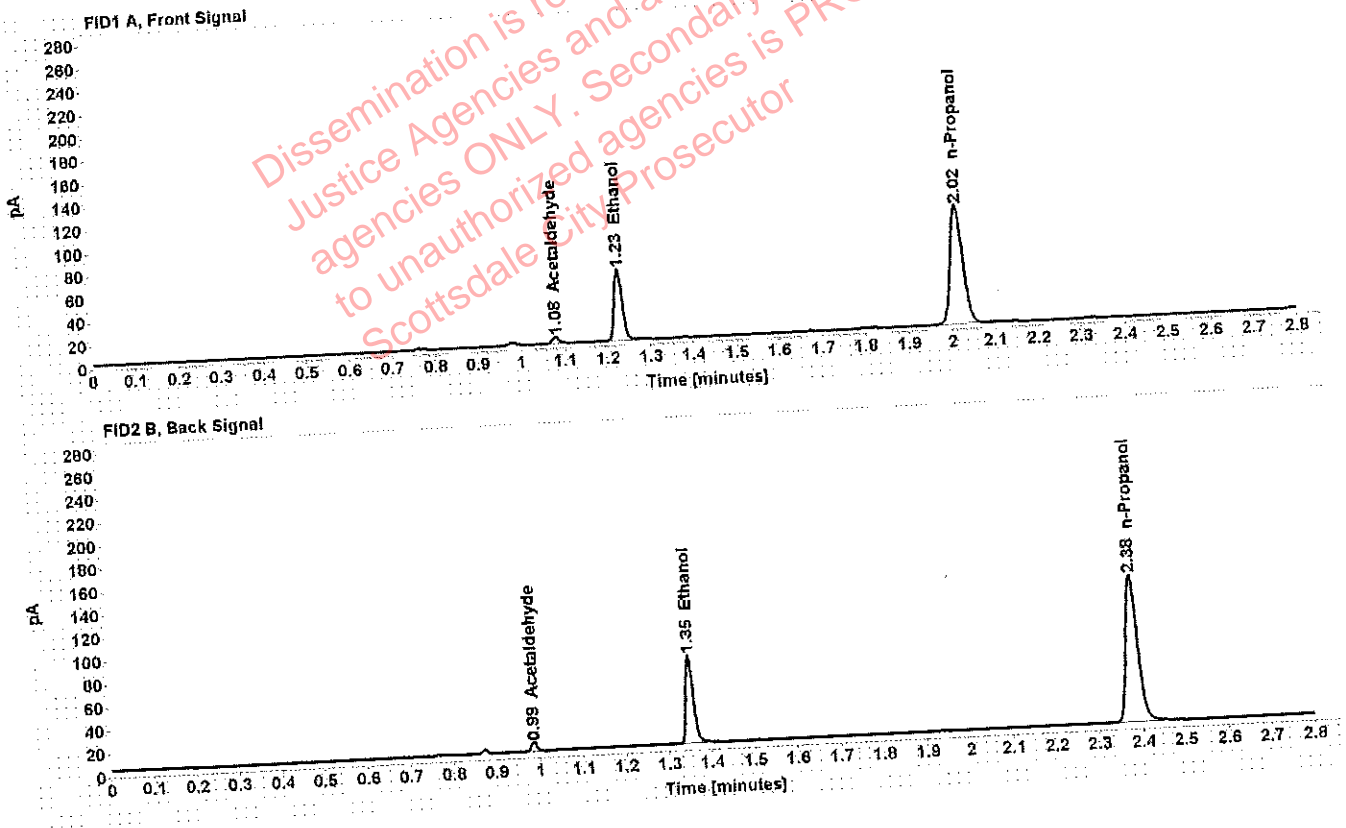


Table 1: FID 1 A (column DB-ALC1)

Compound	Amount (g/100mL)	Time (min)	Peak Area
Acetaldehyde	-----	1.079	5.689
>Ethanol	0.1065	1.227	80.390
n-Propanol	-----	2.016	210.168

Table 2: FID 2 B (column DB-ALC2)

Compound	Time (min)	Peak Area
Acetaldehyde	0.986	7.009
Ethanol	1.351	93.970
n-Propanol	2.380	245.898

Scottsdale Police Department Crime Lab Volatiles Analysis

Sample:		Item number:	1211906
Injection date:	9/6/2018 5:32:43 PM	Vial:	46
Method:	ethanol quant.M	Sequence:	06SEPT18
Instrument:	US14173023 CN14160045	Analyst:	Raines
Data file:	C:\Chem32\11\Data\Raines\06SEPT18\46.D		

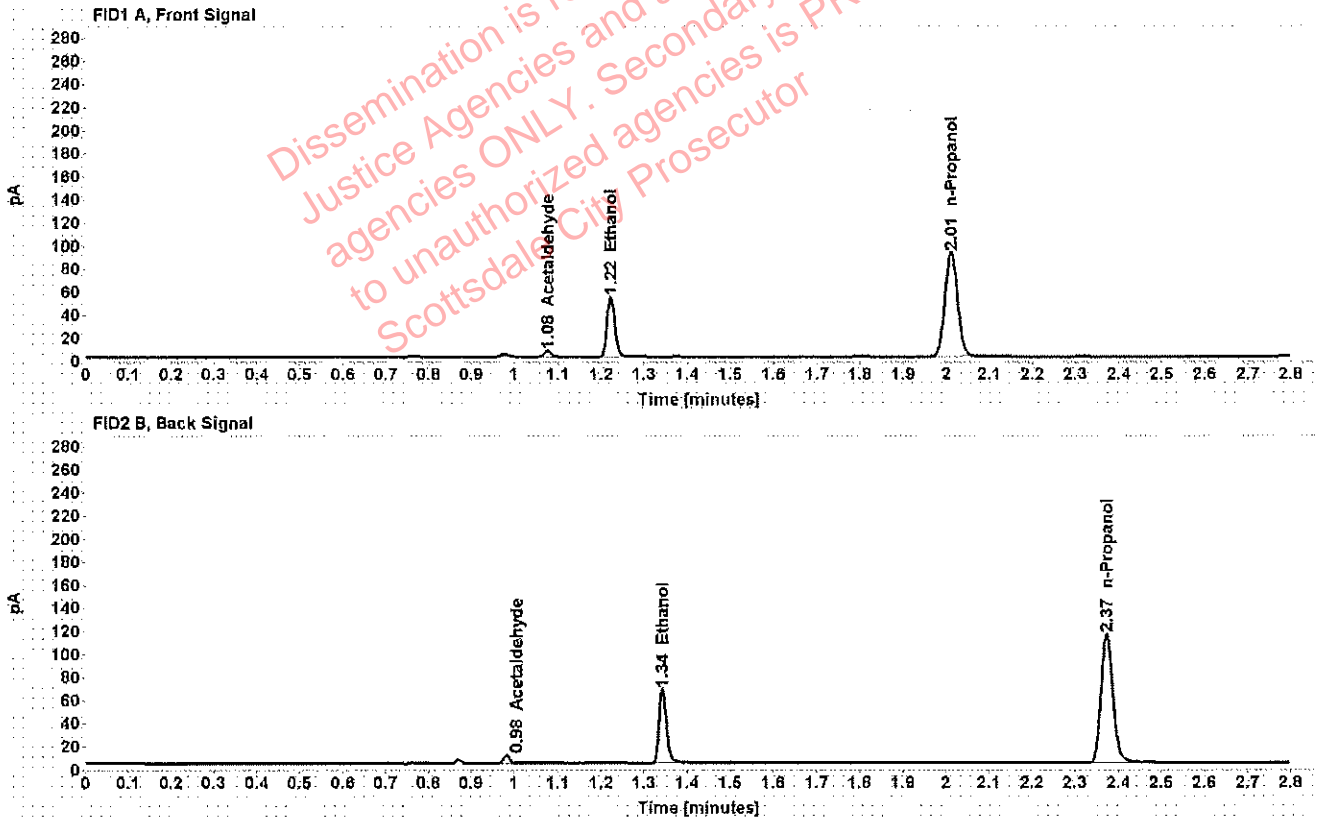


Table 1: FID 1 A (column DB-ALC1)

Compound	Amount (g/100mL)	Time (min)	Peak Area
Acetaldehyde	-----	1.076	5.391
>Ethanol	0.1006	1.222	66.744
n-Propanol	-----	2.011	184.766

Table 2: FID 2 B (column DB-ALC2)

Compound	Time (min)	Peak Area
Acetaldehyde	0.983	6.701
Ethanol	1.343	77.899
n-Propanol	2.373	215.418

Scottsdale Police Department Crime Lab Volatiles Analysis

Sample: [REDACTED]	Item number: 1228571
Injection date: 9/6/2018 5:36:43 PM	Vial: 47
Method: ethanol quant.M	Sequence: 06SEPT18
Instrument: US14173023 CN14160045	Analyst: Raines
Data file: C:\Chem3211\Data\Raines\06SEPT18\47.D	

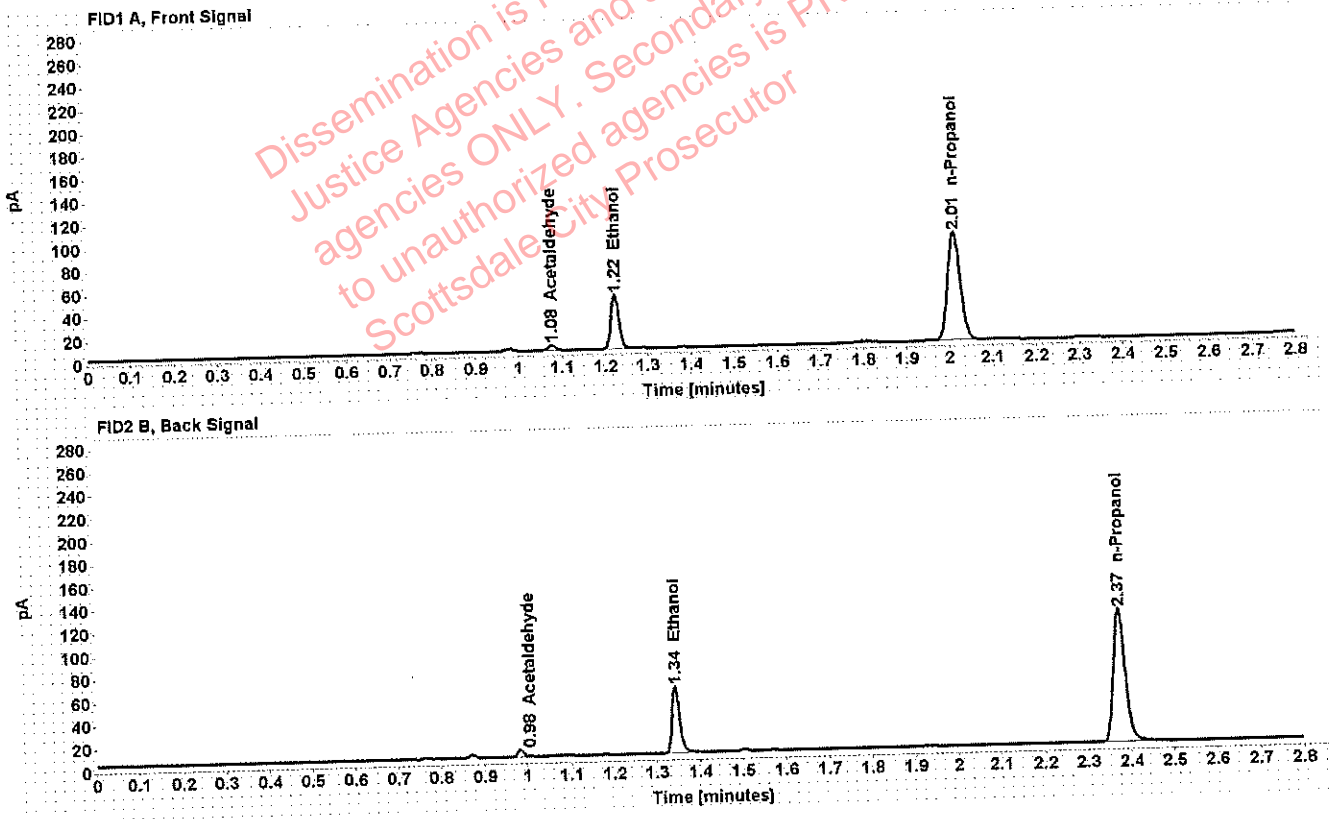


Table 1: FID 1 A (column DB-ALC1)

Compound	Amount (g/100mL)	Time (min)	Peak Area
Acetaldehyde	-----	1.076	4.688
>Ethanol	0.0881	1.223	60.363
n-Propanol	-----	2.011	190.949

Table 2: FID 2 B (column DB-ALC2)

Compound	Time (min)	Peak Area
Acetaldehyde	0.983	5.809
Ethanol	1.343	70.456
n-Propanol	2.373	223.516

Scottsdale Police Department Crime Lab Volatiles Analysis

Sample: [REDACTED]	Item number: 1228571
Injection date: 9/6/2018 5:40:43 PM	Vial: 48
Method: ethanol quant.M	Sequence: 06SEPT18
Instrument: US14173023 CN14160045	Analyst: Raines
Data file: C:\Chem32\1\Data\Raines\06SEPT18\48.D	

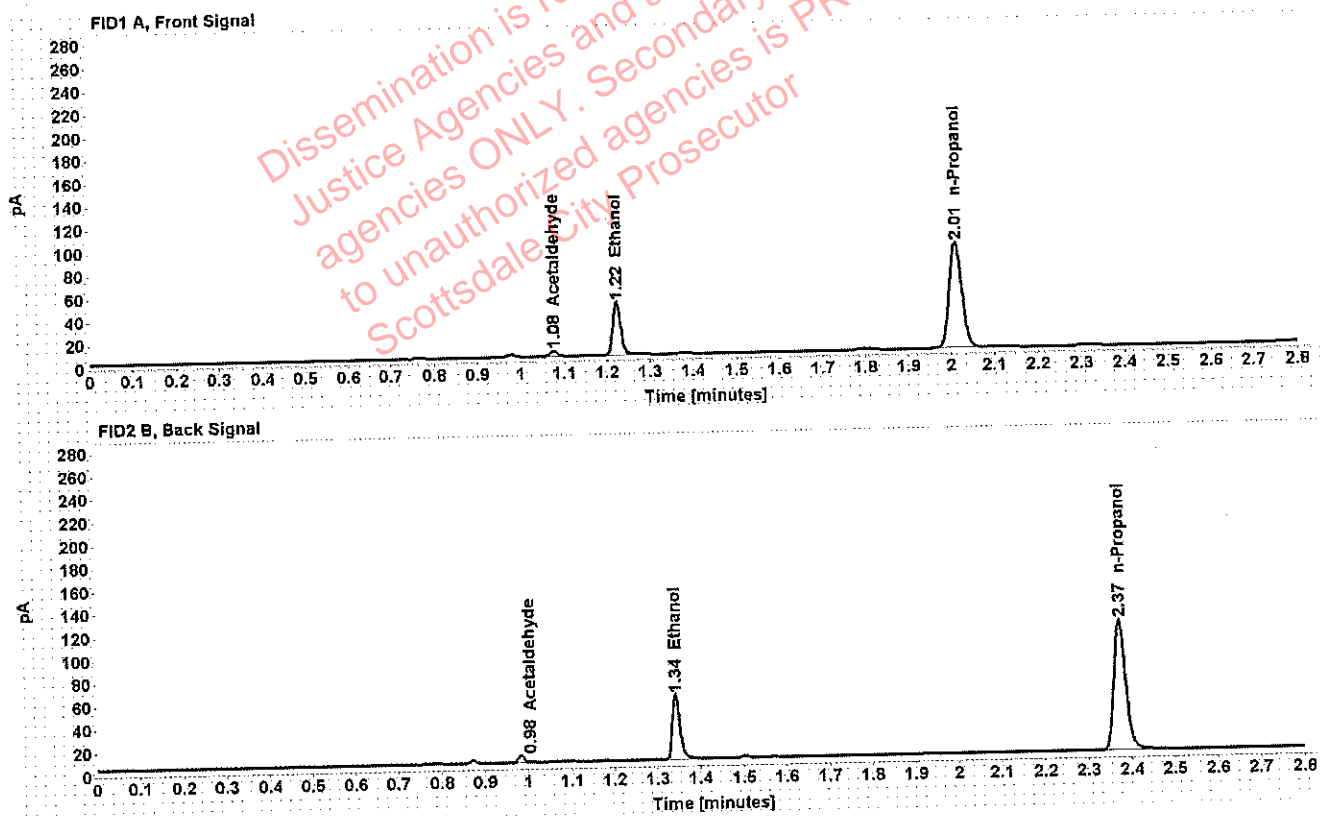


Table 1: FID 1 A (column DB-ALC1)

Compound	Amount (g/100mL)	Time (min)	Peak Area
Acetaldehyde	-----	1.076	4.622
>Ethanol	0.0880	1.223	58.999
n-Propanol	-----	2.011	186.881

Table 2: FID 2 B (column DB-ALC2)

Compound	Time (min)	Peak Area
Acetaldehyde	0.983	5.752
Ethanol	1.343	68.953
n-Propanol	2.373	218.812

Scottsdale Police Department Crime Lab Volatiles Analysis

Sample: [REDACTED]	Item number: 1230399
Injection date: 9/6/2018 5:44:58 PM	Vial: 49
Method: ethanol quant.M	Sequence: 06SEPT18
Instrument: US14173023 CN14160045	Analyst: Raines
Data file: C:\Chem32\1\Data\Raines\06SEPT18\49.D	

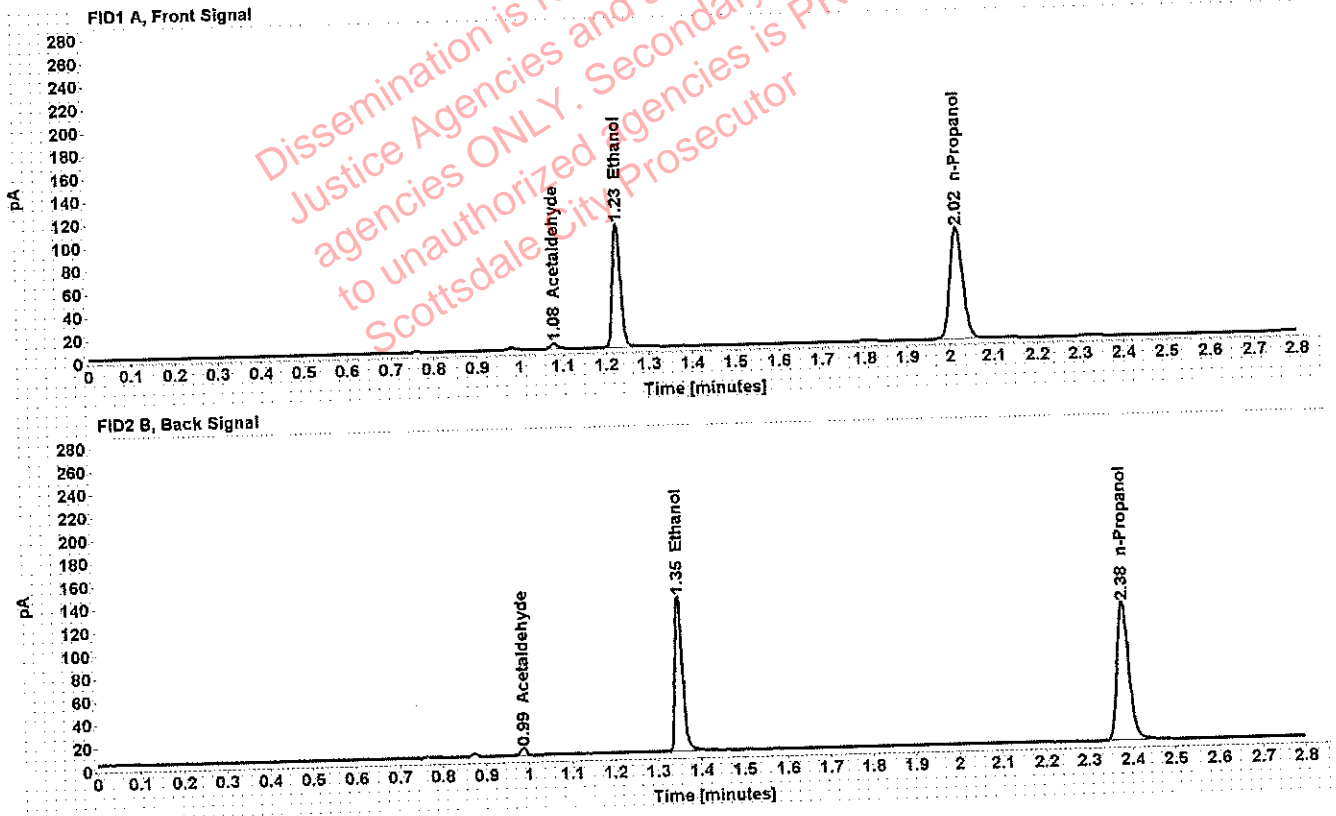


Table 1: FID 1 A (column DB-ALC1)

Compound	Amount (g/100mL)	Time (min)	Peak Area
Acetaldehyde	-----	1.079	4.871
>Ethanol	0.1951	1.226	138.743
n-Propanol	-----	2.016	197.490

Table 2: FID 2 B (column DB-ALC2)

Compound	Time (min)	Peak Area
Acetaldehyde	0.986	6.048
Ethanol	1.349	163.608
n-Propanol	2.379	231.233

Scottsdale Police Department Crime Lab Volatiles Analysis

Sample: [REDACTED]	Item number: 1230399
Injection date: 9/6/2018 5:48:58 PM	Vial: 50
Method: ethanol quant.M	Sequence: 06SEPT18
Instrument: US14173023 CN14160045	Analyst: Raines
Data file: C:\Chem321\Data\Raines\06SEPT18\50.D	

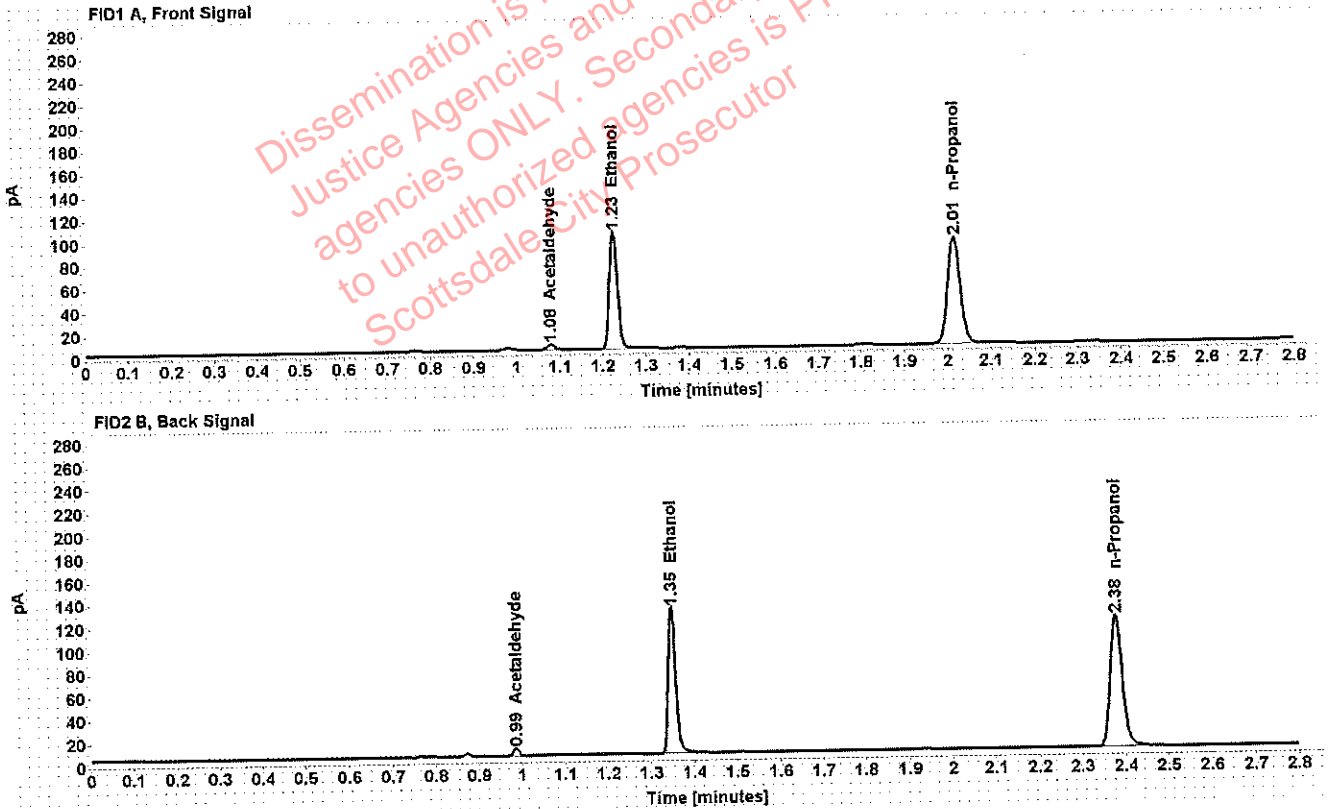


Table 1: FID 1 A (column DB-ALC1)

Compound	Amount (g/100mL)	Time (min)	Peak Area
Acetaldehyde	-----	1.078	4.754
>Ethanol	0.1933	1.225	130.789
n-Propanol	-----	2.015	187.933

Table 2: FID 2 B (column DB-ALC2)

Compound	Time (min)	Peak Area
Acetaldehyde	0.985	5.894
Ethanol	1.348	154.004
n-Propanol	2.378	219.756

Scottsdale Police Department Crime Lab Volatiles Analysis

Sample: [REDACTED]	Item number: 1229582
Injection date: 9/6/2018 5:52:59 PM	Vial: 51
Method: ethanol quant.M	Sequence: 06SEPT18
Instrument: US14173023 CN14160045	Analyst: Raines
Data file: C:\Chem32\1\Data\Raines\06SEPT18\51.D	

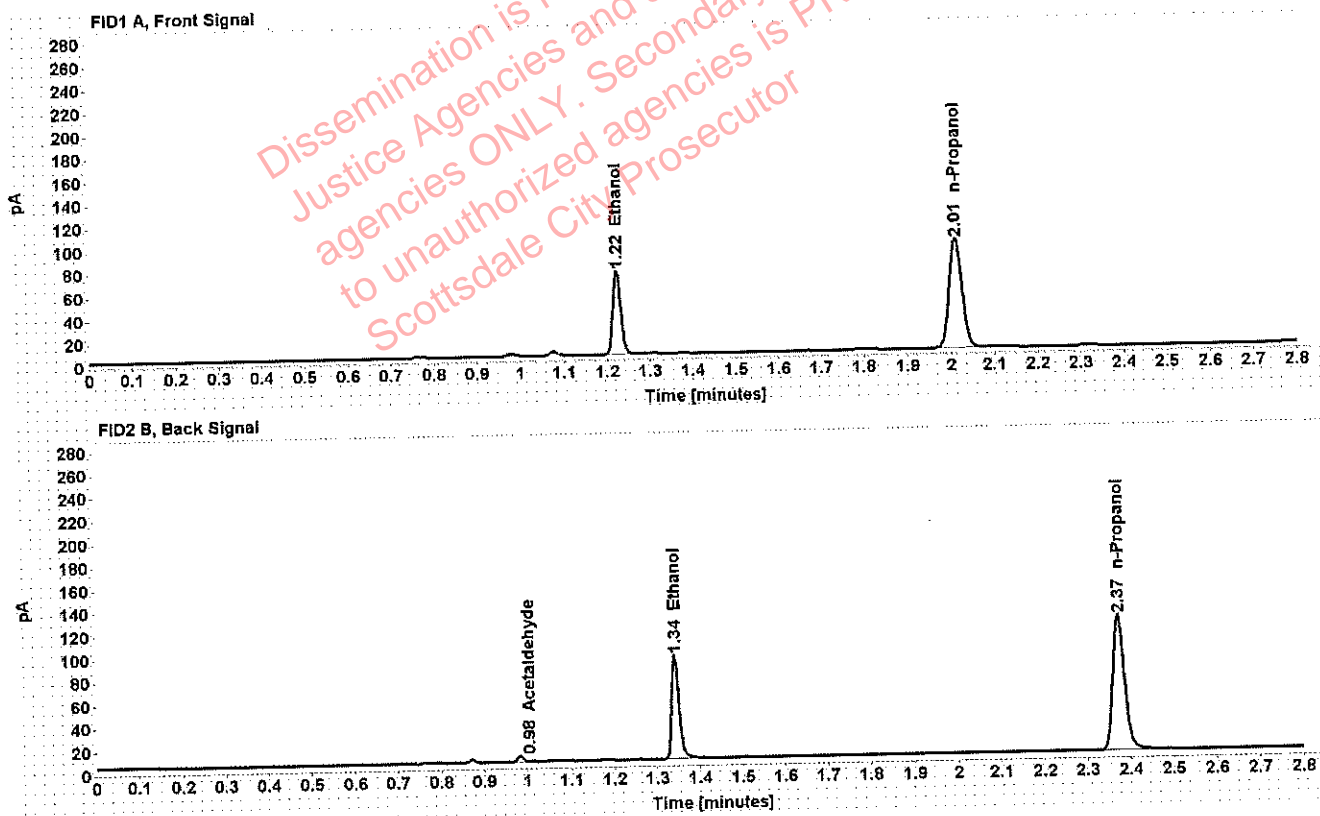


Table 1: FID 1 A (column DB-ALC1)

Compound	Amount (g/100mL)	Time (min)	Peak Area
>Ethanol	0.1334	1.222	92.717
n-Propanol	-----	2.011	193.310

Table 2: FID 2 B (column DB-ALC2)

Compound	Time (min)	Peak Area
Acetaldehyde	0.983	4.572
Ethanol	1.343	108.569
n-Propanol	2.373	226.689

Scottsdale Police Department Crime Lab Volatiles Analysis

Sample: [REDACTED]	Item number: 1229582
Injection date: 9/6/2018 5:56:58 PM	Vial: 52
Method: ethanol quant.M	Sequence: 06SEPT18
Instrument: US14173023 CN14160045	Analyst: Raines
Data file: C:\Chem32\1\Data\Raines\06SEPT18\52.D	

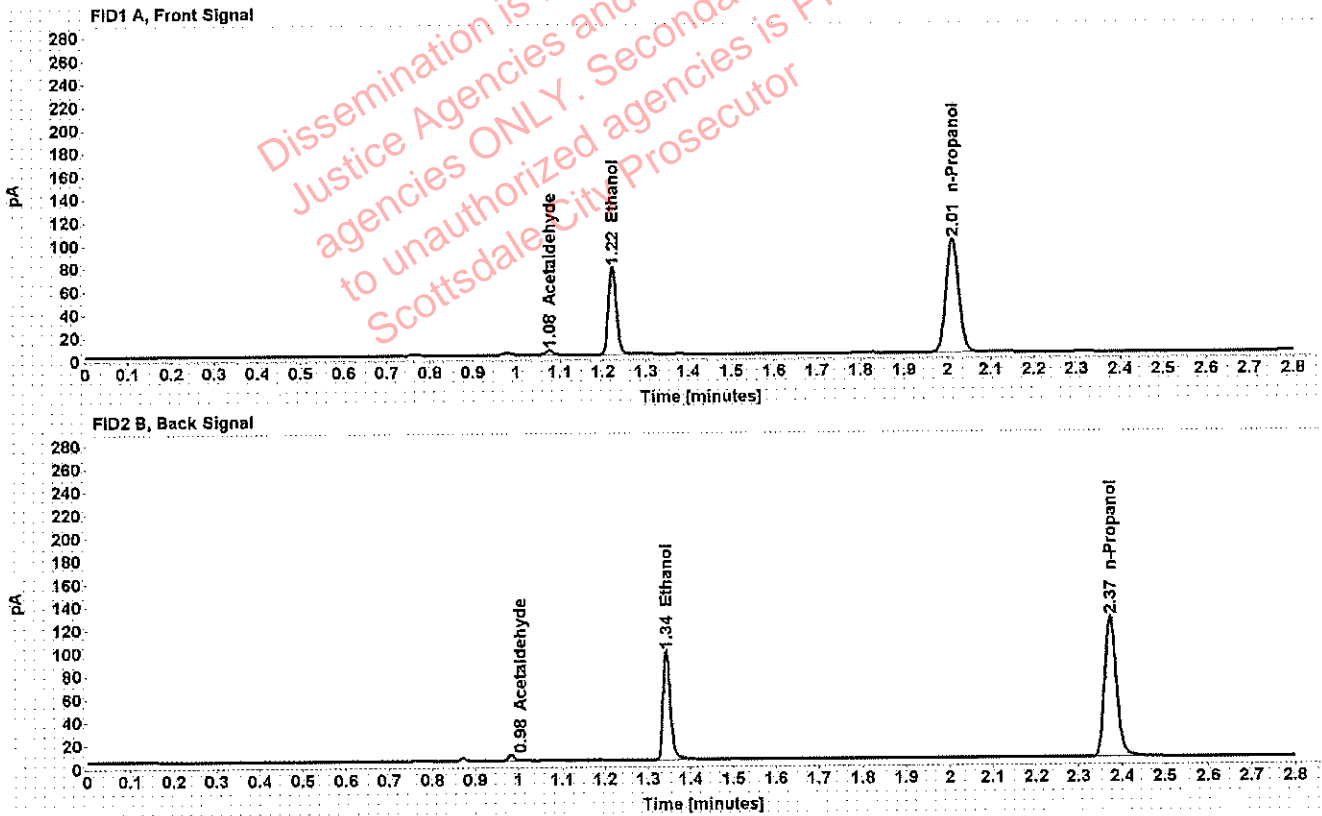


Table 1: FID 1 A (column DB-ALC1)

Compound	Amount (g/100mL)	Time (min)	Peak Area
Acetaldehyde	-----	1.076	3.849
>Ethanol	0.1344	1.223	97.064
n-Propanol	-----	2.011	200.808

Table 2: FID 2 B (column DB-ALC2)

Compound	Time (min)	Peak Area
Acetaldehyde	0.983	4.761
Ethanol	1.343	114.042
n-Propanol	2.373	235.523

Scottsdale Police Department Crime Lab Volatiles Analysis

Sample: [REDACTED]	Item number: 1230415
Injection date: 9/6/2018 6:04:58 PM	Vial: 54
Method: ethanol quant.M	Sequence: 06SEPT18
Instrument: US14173023 CN14160045	Analyst: Raines
Data file: C:\Chem32\1\Data\Raines\06SEPT18\54.D	

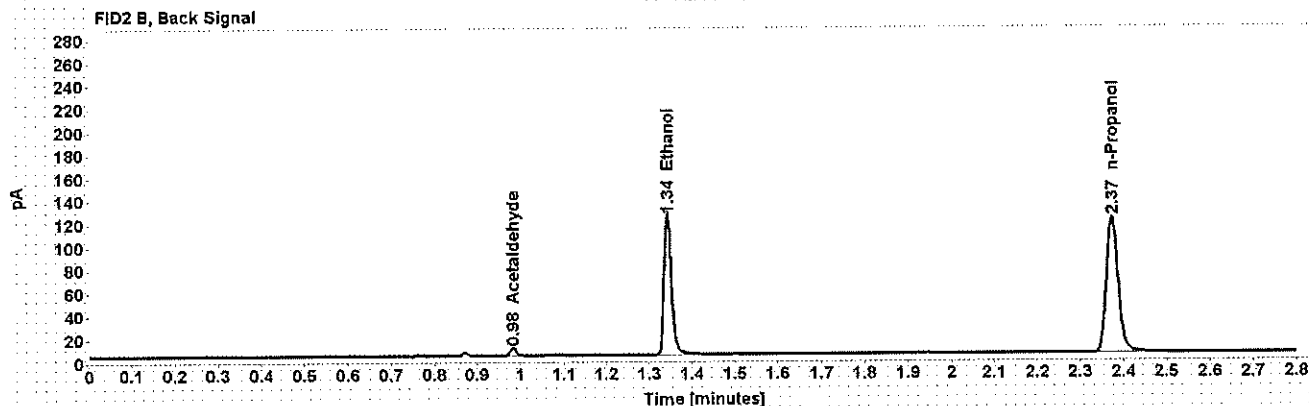
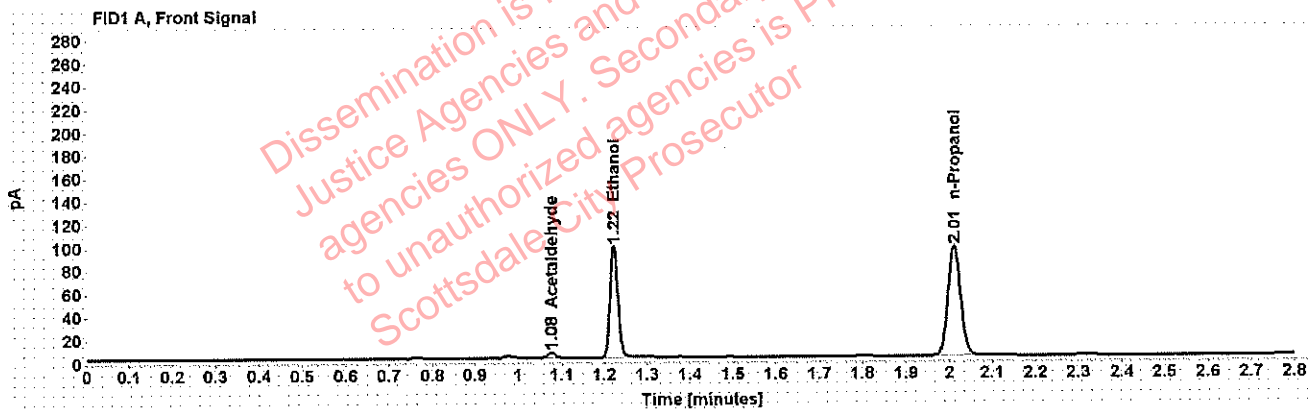


Table 1: FID 1 A (column DB-ALC1)

Compound	Amount (g/100mL)	Time (min)	Peak Area
Acetaldehyde	-----	1.076	4.797
>Ethanol	0.1776	1.223	123.921
n-Propanol	-----	2.012	193.914

Table 2: FID 2 B (column DB-ALC2)

Compound	Time (min)	Peak Area
Acetaldehyde	0.983	5.902
Ethanol	1.343	147.247
n-Propanol	2.373	227.496

Scottsdale Police Department Crime Lab Volatiles Analysis

Sample: [REDACTED]	Item number: 1230415
Injection date: 9/6/2018 6:09:13 PM	Vial: 55
Method: ethanol quant.M	Sequence: 06SEPT18
Instrument: US14173023 CN14160045	Analyst: Raines
Data file: C:\Chem32\1\Data\Raines\06SEPT18\55.D	

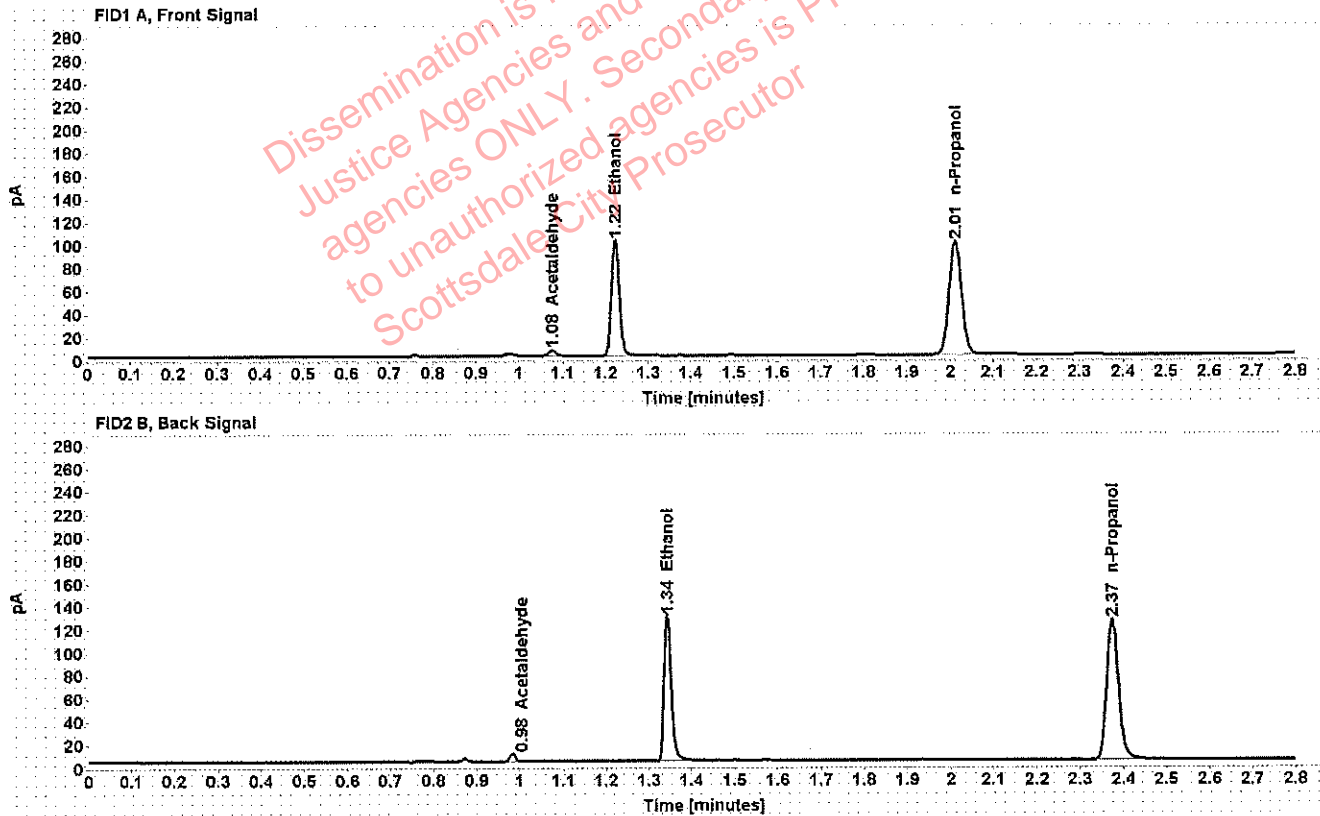


Table 1: FID 1 A (column DB-ALC1)

Compound	Amount (g/100mL)	Time (min)	Peak Area
Acetaldehyde	-----	1.077	4.921
>Ethanol	0.1783	1.223	128.890
n-Propanol	-----	2.012	200.861

Table 2: FID 2 B (column DB-ALC2)

Compound	Time (min)	Peak Area
Acetaldehyde	0.984	6.085
Ethanol	1.343	153.082
n-Propanol	2.374	235.931

Scottsdale Police Department Crime Lab Volatiles Analysis

Sample: [REDACTED]	Item number: 1232812
Injection date: 9/6/2018 6:13:13 PM	Vial: 56
Method: ethanol quant.M	Sequence: 06SEPT18
Instrument: US14173023 CN14160045	Analyst: Raines
Data file: C:\Chem32\1\Data\Raines\06SEPT18\56.D	

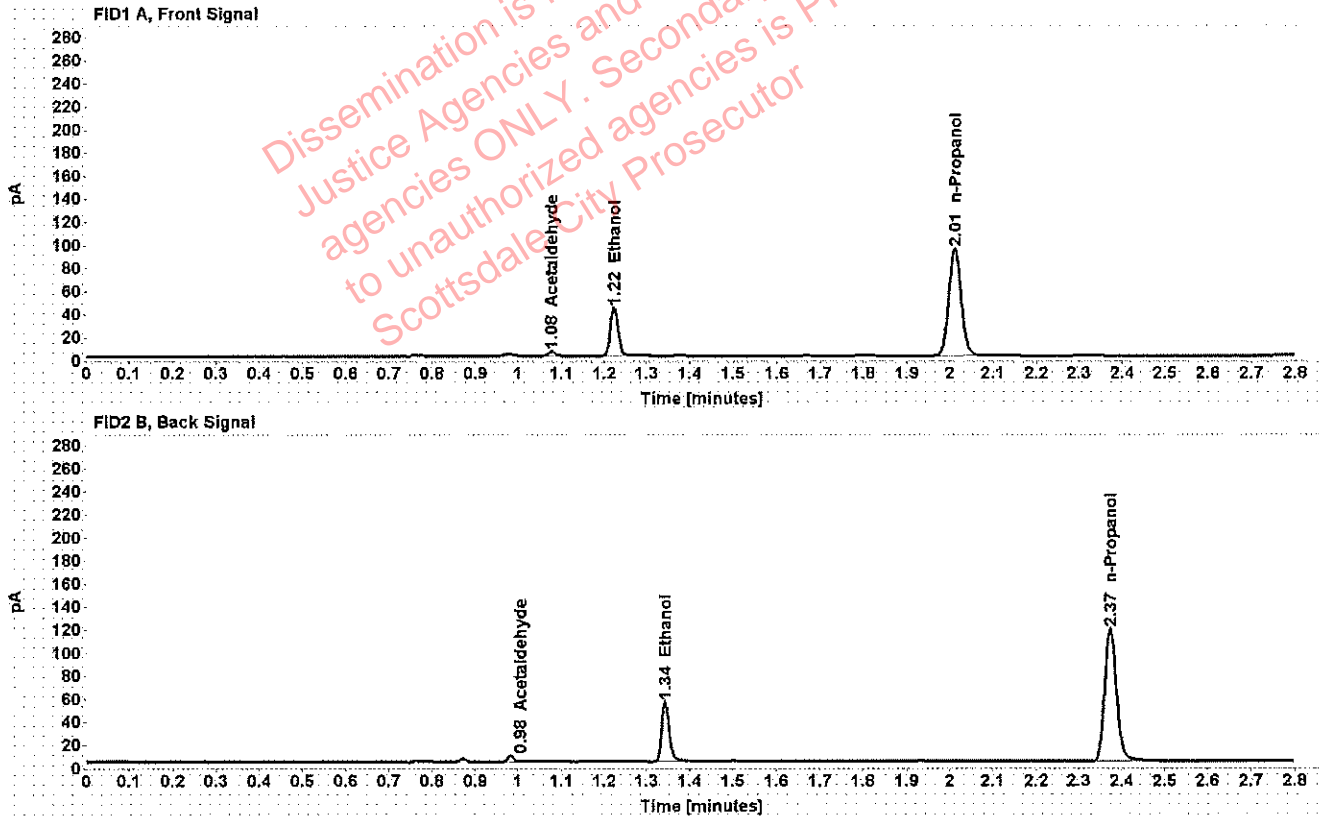


Table 1: FID 1 A (column DB-ALC1)

Compound	Amount (g/100mL)	Time (min)	Peak Area
Acetaldehyde	-----	1.076	4.116
>Ethanol	0.0798	1.223	54.111
n-Propanol	-----	2.012	189.192

Table 2: FID 2 B (column DB-ALC2)

Compound	Time (min)	Peak Area
Acetaldehyde	0.983	5.127
Ethanol	1.343	62.816
n-Propanol	2.373	221.574

Scottsdale Police Department Crime Lab Volatiles Analysis

Sample: [REDACTED]	Item number: 1232812
Injection date: 9/6/2018 6:17:13 PM	Vial: 57
Method: ethanol quant.M	Sequence: 06SEPT18
Instrument: US14173023 CN14160045	Analyst: Raines
Data file: C:\Chem32\1\Data\Raines\06SEPT18\57.D	

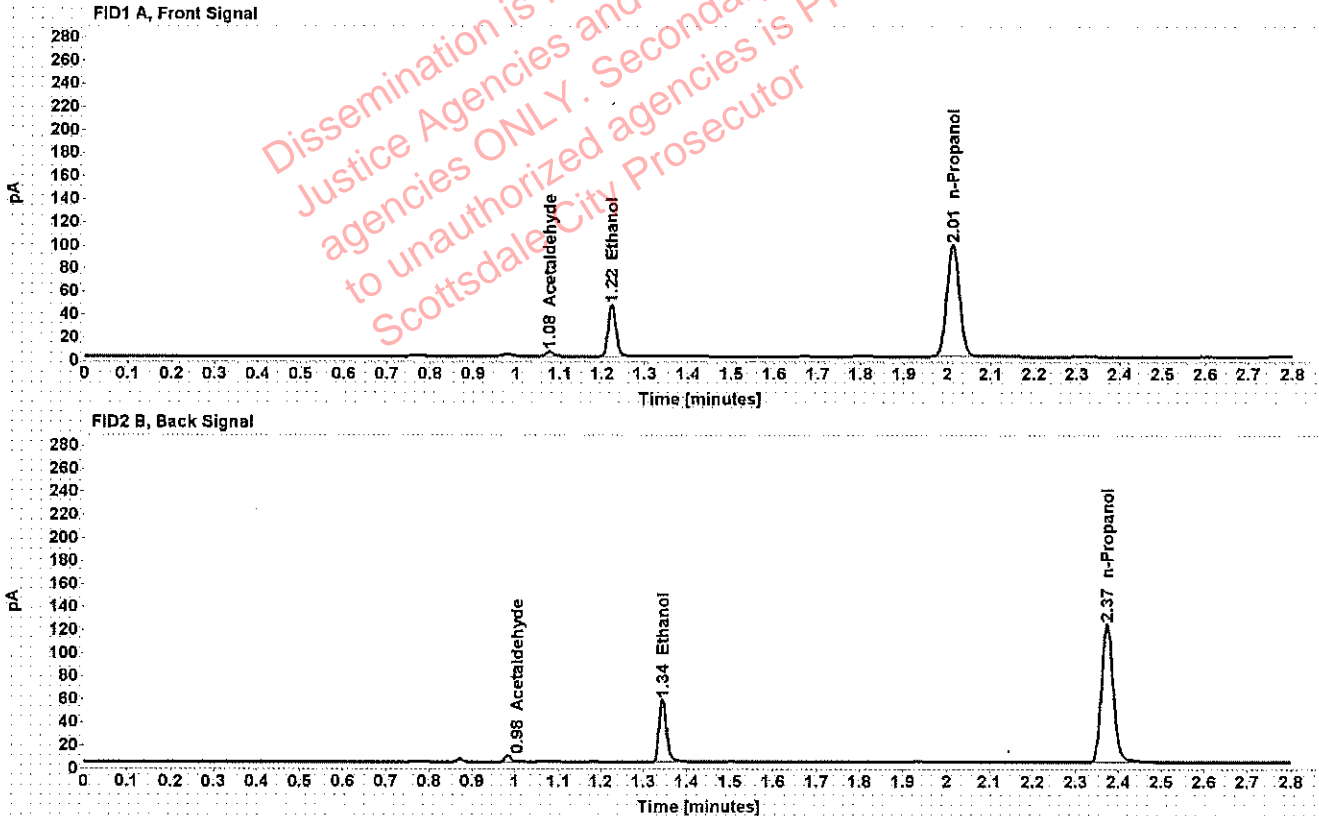


Table 1: FID 1 A (column DB-ALC1)

Compound	Amount (g/100mL)	Time (min)	Peak Area
Acetaldehyde	-----	1.077	4.284
>Ethanol	0.0803	1.223	56.972
n-Propanol	-----	2.012	197.854

Table 2: FID 2 B (column DB-ALC2)

Compound	Time (min)	Peak Area
Acetaldehyde	0.983	5.317
Ethanol	1.344	66.262
n-Propanol	2.374	231.868