

SCOTTSDALE CITY COUNCIL
REGULAR MEETING MINUTES
TUESDAY, JANUARY 24, 2017



CITY HALL KIVA
3939 N. DRINKWATER BOULEVARD
SCOTTSDALE, AZ 85251

CALL TO ORDER

Mayor W.J. "Jim" Lane called to order a Regular Meeting of the Scottsdale City Council at 5:05 P.M. on Tuesday, January 24, 2017, in the City Hall Kiva.

ROLL CALL

Present: Mayor W.J. "Jim" Lane; Vice Mayor Kathleen S. Littlefield; and Councilmembers Suzanne Klapp, Virginia Korte, Linda Milhaven, Guy Phillips, and David N. Smith

Also Present: City Manager Jim Thompson, City Attorney Bruce Washburn, City Treasurer Jeff Nichols, City Auditor Sharron Walker, and City Clerk Carolyn Jagger

PLEDGE OF ALLEGIANCE – Vice Mayor Littlefield

INVOCATION – Pastor Josh Newton, First Southern Baptist Church of Scottsdale

MAYOR'S REPORT – None

PRESENTATIONS

- **Appreciation of SRPMIC Tribal Council Gaming Grants**
Presenter(s): Brad Lundahl, Government Relations Director; William Murphy, Community Services Director

Government Relations Director Brad Lundahl and Community Services Director Bill Murphy gave a PowerPoint presentation (attached) on SRPMIC Tribal Council gaming grants.

PUBLIC COMMENT – Mark Stuart commented on his Save Our Preserve initiative petition.

NOTE: MINUTES OF CITY COUNCIL MEETINGS AND WORK STUDY SESSIONS ARE PREPARED IN ACCORDANCE WITH THE PROVISIONS OF ARIZONA REVISED STATUTES. THESE MINUTES ARE INTENDED TO BE AN ACCURATE REFLECTION OF ACTION TAKEN AND DIRECTION GIVEN BY THE CITY COUNCIL AND ARE NOT VERBATIM TRANSCRIPTS. DIGITAL RECORDINGS AND CLOSED CAPTION TRANSCRIPTS OF SCOTTSDALE CITY COUNCIL MEETINGS ARE AVAILABLE ONLINE AND ARE ON FILE IN THE CITY CLERK'S OFFICE.

ADDED ITEMS

A1. Added Items

The supporting materials for Item No. 6 will be added to the agenda less than ten days prior to the meeting and will require a separate vote to remain on the agenda.

Request: Vote to accept the agenda as presented or to continue the added item(s) to the February 7, 2017 Council meeting.

MOTION AND VOTE – ADDED ITEMS

Councilmember Korte made a motion to accept the agenda as presented. Councilwoman Klapp seconded the motion, which carried 7/0.

CONSENT AGENDA

1. **Loco Patron Mexican Brewery Liquor License (107-LL-2016)**
Request: Consider forwarding a recommendation of approval to the Arizona Department of Liquor Licenses and Control for a Series 12 (restaurant) State liquor license for an existing location with a new owner.
Location: 14950 N. Northsight Boulevard
Staff Contact(s): Tim Curtis, Current Planning Director, 480-312-4210, tcurtis@scottsdaleaz.gov
2. **Loco Patron Mexican Brewery Liquor License (108-LL-2016)**
Request: Consider forwarding a recommendation of approval to the Arizona Department of Liquor Licenses and Control for a Series 3 (microbrewery) State liquor license for an existing location with a new owner.
Location: 14950 N. Northsight Boulevard
Staff Contact(s): Tim Curtis, Current Planning Director, 480-312-4210, tcurtis@scottsdaleaz.gov
3. **Times Square Neighborhood Italian Restaurant Liquor License (110-LL-2016)**
Request: Consider forwarding a recommendation of approval to the Arizona Department of Liquor Licenses and Control for a Series 12 (restaurant) State liquor license for an existing location with a new owner.
Location: 13901 N. 73rd Street, Suites 215-217
Staff Contact(s): Tim Curtis, Current Planning Director, 480-312-4210, tcurtis@scottsdaleaz.gov
4. **The Place, Mike and Ronda's Restaurant Liquor License (1-LL-2017)**
Request: Consider forwarding a recommendation of approval to the Arizona Department of Liquor Licenses and Control for a Series 12 (restaurant) State liquor license for an existing location with a new owner.
Location: 20775 N. Pima Road, Suite Q-100
Staff Contact(s): Tim Curtis, Current Planning Director, 480-312-4210, tcurtis@scottsdaleaz.gov
5. **Palo Verde Lane Final Plat (7-PP-2015)**
Request: Approve the final plat for an 8-lot residential subdivision with Single-Family Residential, Planned Residential District (R1-18 PRD) and Single-Family Residential, Planned Residential District (R1-35 PRD) zoning on 4.8± acres.
Location: 7501 and 7503 E. Palo Verde Lane Dr.; and 5703 and 5755 N. Paradise View St.
Staff Contact(s): Randy Grant, Planning and Development Services Director, 480-312-2664, rgrant@scottsdaleaz.gov

6. BCB Group Investments Rezoning (19-ZN-2002#5)

Requests:

1. Adopt **Ordinance No. 4297** approving a zoning district map amendment from Planned Community, Planned Regional Center (PCD PRC) District to Planned Community, Planned Regional Center, Planned Shared Development (PCD PRC PSD) District on a 10±-acre site.
2. Adopt **Resolution No. 10675** authorizing Development Agreement No. 2017-001-COS with BCB Group Investment, LLC, and Scottsdale Crossroads Luxury Apartments, LLP.

Location: Northeast corner of Scottsdale Road and Chauncey Lane

Staff Contact(s): Randy Grant, Planning and Development Services Director, 480-312-2664, rgrant@scottsdaleaz.gov

7. Scottsdale Quarter - Block L & M Rezoning (18-ZN-2013#2)

Requests:

1. Adopt **Ordinance No. 4294** approving a zoning district map amendment to delete Stipulation No. 5 from the previously approved Zoning Case No. 18-ZN-2013 for Phase III Blocks L & M of Scottsdale Quarter, regarding the floor area for residential uses on a 23.52±-acre site, as well as site plan and density modifications in the Development Plan for Block L on a 6.07±-acre site.
2. Adopt **Resolution No. 10682** declaring the document entitled "*Scottsdale Quarter - Block L Development Plan*" to be a public record.

Location: Northwest corner of E. Butherus Drive and N. 73rd Street

Staff Contact(s): Randy Grant, Planning and Development Services Director, 480-312-2664, rgrant@scottsdaleaz.gov

8. South Scottsdale Mixed-Use Rezoning (6-ZN-2016)

Requests:

1. Adopt **Ordinance No. 4280** approving a zoning district map amendment from Highway Commercial District (C-3) to Planned Unit Development District (PUD), including a development plan and amended development standards, on a 3.3±-acre site.
2. Adopt **Resolution No. 10571** declaring the document entitled "*South Scottsdale Mixed-Use Development Plan*" to be a public record.

Location: 2040 and 2042 N. Scottsdale Road

Staff Contact(s): Randy Grant, Planning and Development Services Director, 480-312-2664, rgrant@scottsdaleaz.gov

9. Quail Crest Estates Rezoning (20-ZN-2016)

Request: Adopt **Ordinance No. 4296** approving a zoning district map amendment from Single-Family Residential, Environmentally Sensitive Lands (R1-130 ESL) to Single-Family Residential, Environmentally Sensitive Lands (R1-70 ESL) zoning on a 16.7±-acre site.

Location: 27077 N. 132nd Street

Staff Contact(s): Randy Grant, Planning and Development Services Director, 480-312-2664, rgrant@scottsdaleaz.gov

- 10. Main Street Scottsdale Development Rezoning (21-ZN-2016)**
Request: Adopt **Ordinance No. 4293** approving a zoning district map amendment from Central Business, Downtown Overlay and Parking P-2; Passenger Vehicle Parking, Downtown Overlay (C-2 DO and P-2 DO) zoning to Downtown/Downtown Multiple Use – Type 2, Downtown Overlay (D/DMU-2 DO) zoning on a 1.94±-acre site.
Location: Southeast corner of N. 69th Street and E. Main Street and approximately 95 feet east of the northeast corner of N. 69th Street and E. 1st Street
Staff Contact(s): Randy Grant, Planning and Development Services Director, 480-312-2664, rgrant@scottsdaleaz.gov
- 11. 6922 Mixed Use Rezoning (23-ZN-2016)**
Request: At the request of the applicant, continue to February 21, 2017.
Staff Contact(s): Randy Grant, Planning and Development Services Director, 480-312-2664, rgrant@scottsdaleaz.gov
- 12. Mustang Transit Phase 2 Project Construction Bid Award**
Item 12 was moved to the Regular Agenda (Page 5).
- 13. Salt River Project Outdoor Dining Land Use License Agreement**
Request: Adopt **Resolution No. 10688** authorizing Agreement No. 2017-010-COS with Salt River Project Agricultural Improvement and Power District for an existing patio area.
Location: 7135 E. Camelback Road, Suite 101
Staff Contact(s): Daniel Worth, Public Works Director, 480-312-5555, dworth@scottsdaleaz.gov
- 14. Salt River Project Land Use License Agreement**
Request: Adopt **Resolution No. 10693** authorizing Agreement No. 2017-021-COS with Salt River Project Agricultural Improvement and Power District for the continued use of the south bank of the Arizona Canal for storm drain purposes.
Staff Contact(s): Daniel Worth, Public Works Director, 480-312-5555, dworth@scottsdaleaz.gov
- 15. Rassner Memorial Scottsdale Library Endowment Allocation**
Request: Adopt **Resolution No. 10683** authorizing the distribution of interest income in the amount of \$21,800 from the Rassner Memorial Scottsdale Library Endowment to the Scottsdale Public Library to support the educational and technological needs of young Scottsdale Public Library patrons, as recommended by the Library Board.
Staff Contact(s): William Murphy, Community Services Director, 480-312-7954, bmurphy@scottsdaleaz.gov
- 16. Parada del Sol Parade Event**
Request: Adopt **Resolution No. 10690** to authorize:
 1. FY 2016/17 funding not to exceed \$64,400 from a portion of the Tourism Development Fund that is allocated toward event retention and development for the Parada del Sol Parade event.
 2. Event Funding Agreement No. 2017-018-COS with Parada del Sol Historic Parade.
 3. The exemption of the Parada del Sol Parade from obtaining a special event permit because it is an event organized in part by the City within the meaning of Scottsdale Revised Code Section 22-2(c).**Staff Contact(s):** Karen Churchard, Tourism and Events Director, 480-312-2890, kchurchard@scottsdaleaz.gov

- 17. Scottsdale Museum of the West Management Agreement Amendment**
Request: Adopt **Resolution No. 10584** authorizing Agreement No. 2013-025-COS-A4 with Scottsdale Museum of the West, Inc., for finances, management duties, maintenance and utilities, and a gallery development and marketing project.
Staff Contact(s): Karen Churchard, Tourism and Events Director, 480-312-2890, kchurchard@scottsdaleaz.gov
- 18. WestWorld Paid Parking Vendor/Concession Agreement Consent to Assignment**
Request: Adopt **Resolution No. 10669** authorizing Agreement No. 2009-002-COS-A2 with Pro Em Party and Event Rentals, LLC, to Pro Em Operations, LLC.
Staff Contact(s): Brian Dygert, WestWorld General Manager, 480-312-6825, bdygert@scottsdaleaz.gov
- 19. Independent Ethics Reviewers Professional Services Contracts**
Request: Adopt **Resolution No. 10685** authorizing the following professional services contracts to allow retired judges to serve as independent ethics reviewers, as required by Scottsdale Revised Code Section 2-57:
1. Contract No. 2017-006-COS with Robert B. Donfeld
2. Contract No. 2017-007-COS with Jay Davis
Staff Contact(s): Bruce Washburn, City Attorney, 480-312-2405, bwashburn@scottsdaleaz.gov
- 20. Preserve General Obligation Bonds Issuance**
Request: Adopt **Resolution No. 10674** providing for the negotiated sale and issuance of up to \$20 million principal amount of Preserve General Obligation bonds; providing the terms concerning the bonds; authorizing the City Treasurer to negotiate, execute and deliver certain agreements, including acceptance of the proposal for the purchase of the bonds; and appointing an initial bond registrar and paying agent for the bonds.
Staff Contact(s): Jeff Nichols, City Treasurer, 480-312-2364, jenichols@scottsdaleaz.gov
- 21. Monthly Financial Report**
Request: Accept the FY 2016/17 Monthly Financial Report as of November 2016.
Staff Contact(s): Judy Doyle, Budget Director, 480-312-2603, jdoyle@scottsdaleaz.gov

MOTION AND VOTE – CONSENT AGENDA

Councilman Phillips made a motion to approve Consent Agenda Items 1 through 21, absent Item 12, which was moved to the Regular Agenda. Councilwoman Klapp seconded the motion, which carried 7/0.

REGULAR AGENDA

- 12. Mustang Transit Phase 2 Project Construction Bid Award**
Request: Adopt **Resolution No. 10695** authorizing Construction Bid Award No. 17PB006 to Hunter Contracting Company, the lowest responsive bidder, at the unit price bid of \$2,795,830.73 for the construction of the Mustang Transit Phase 2 Project.
Location: Vicinity of 90th Street between Mountain View Road and Shea Boulevard
Staff Contact(s): Daniel Worth, Public Works Director, 480-312-5555, dworth@scottsdaleaz.gov

Public Works Director Dan Worth gave a presentation on the proposed Mustang Transit Project.

MOTION AND VOTE – ITEM 12

Councilwoman Milhaven made a motion to adopt Resolution No. 10695 authorizing the construction bid award to Hunter Contracting in the amount of \$2,795,830.73. Councilmember Korte seconded the motion, which carried 6/1, with Councilman Phillips dissenting.

22. Palmeraie Rezoning (7-ZN-2016)

Request: At the request of the applicant, continue to February 7, 2017.

Staff Contact(s): Randy Grant, Planning and Development Services Director, 480-312-2664, rgrant@scottsdaleaz.gov

MOTION AND VOTE – ITEM 22

Councilmember Korte made a motion to continue Item 22 to February 7, 2017. Councilman Phillips seconded the motion, which carried 7/0.

23. Thunderbird Field II Veterans' Memorial Donation and Maintenance Agreement

Requests:

1. Adopt **Resolution No. 10607** authorizing Agreement No. 2016-167-COS with Thunderbird Field II Veterans' Memorial, Inc., to accept a donation of a Pre-World War II Stearman aircraft to be displayed at the new Aviation Business Center at Scottsdale Airport.
2. Direct staff on the desired City funding source for the design, installation, and construction costs of the memorial shade plaza and related display exhibit, which shall return to Council for final budget approval.

Presenter(s): Gary Mascaro, Aviation Director

Staff Contact(s): Gary Mascaro, Aviation Director, 480-312-7735, gmascaro@scottsdaleaz.gov

Aviation Director Gary Mascaro gave a PowerPoint presentation (attached) on the proposed Thunderbird Field II Veterans Memorial donation and maintenance agreement.

Mayor Lane opened public testimony.

The following spoke in support of the proposed memorial donation and maintenance agreement:

- Billy Walker, Phoenix resident
- Kevin Maxwell, Scottsdale resident and Airport Advisory Commissioner
- Barbara Hanson, Daughters of the American Revolution, Major Winfield Scott Chapter
- Mike Goode, Scottsdale resident
- Steve Ziomek, Scottsdale resident and Airport Advisory Commissioner

Mayor Lane closed public testimony.

MOTION AND VOTE – ITEM 23

Vice Mayor Littlefield made a motion to adopt Resolution No. 10607 authorizing Agreement No. 2016-167-COS with Thunderbird Field II Veterans' Memorial, Inc., and to direct staff to use tourism development funds as the most appropriate funding source for the design, installation, and construction costs of the memorial shade plaza and related aircraft display exhibit. Mayor Lane seconded the motion, which carried 6/1, with Councilman Smith dissenting.

24. Fiscal Year 2017/18 Projected Capital Improvement Plan

Request: Presentation, discussion, and possible direction to staff regarding the FY 2017/18 projected Capital Improvement Plan.

Presenter(s): Dan Worth, Public Works Director

Staff Contact(s): Judy Doyle, Budget Director, 480-312-2603, jdoyle@scottsdaleaz.gov

Public Works Director Dan Worth gave a PowerPoint presentation (attached) on the fiscal year 2017/18 projected Capital Improvement Plan.

25. Monthly Financial Update

Request: Receive, discuss, and provide possible direction on the City Treasurer's monthly financial presentation as of November and December 2016.

Presenter(s): Jeff Nichols, City Treasurer

Staff Contact(s): Judy Doyle, Budget Director, 480-312-2603, jdoyle@scottsdaleaz.gov

City Treasurer Jeff Nichols gave a PowerPoint presentation (attached) on the City's financial status as of December 2016.

PUBLIC COMMENT – None

CITIZEN PETITIONS

26. Receipt of Citizen Petitions

Request: Accept and acknowledge receipt of citizen petitions. Any member of the Council may make a motion, to be voted on by the Council, to: (1) Direct the City Manager to agendaize the petition for further discussion; (2) direct the City Manager to investigate the matter and prepare a written response to the Council, with a copy to the petitioner; or (3) take no action.

Staff Contact(s): Carolyn Jagger, City Clerk, 480-312-2411, cjagger@scottsdaleaz.gov

No citizen petitions were received.

MAYOR AND COUNCIL ITEMS

Councilmember Korte made a motion to place on a future agenda a discussion regarding funding future CIP projects. Vice Mayor Littlefield seconded the motion, which carried 7/0.

ADJOURNMENT

The Regular City Council Meeting adjourned at 7:20 P.M.

SUBMITTED BY:



Carolyn Jagger
City Clerk


Officially approved by the City Council on February 21, 2017

C E R T I F I C A T E

I hereby certify that the foregoing Minutes are a true and correct copy of the Minutes of the Regular Meeting of the City Council of Scottsdale, Arizona held on the 24th day of January 2017.

I further certify that the meeting was duly called and held, and that a quorum was present.

DATED this 21st day of February 2017.



Carolyn Jagger, City Clerk

Presentations

***Salt River Pima-
Maricopa Indian Community***

Tribal Gaming Grant Appreciation

January 24, 2017

Proposition 202

- 2002 Arizona voters pass Proposition 202, the “Indian Gaming Preservation Self Reliance Act”.
- Proposition 202 established mechanism for tribal gaming with gaming compacts.
- “12 percent” of gaming revenues to cities, towns and counties for services that benefit the general public.

Proposition 202 Gaming Grants

- Grants can be directed to the City of Scottsdale or to community entity that provides services to the general public .
- Total from SRPMIC since 2003:
 - \$4.6 Million to Scottsdale city programs
 - \$8.3 Million to Scottsdale community programs

Examples of City of Scottsdale Programs Assistance to Low Income Residents

- Emergency Shelter Funds
- Mortgage/Rent & Utilities Assistance
- Dental Assistance for Senior Citizens
- Support for Regional Homeless Shelters



Examples of City of Scottsdale Programs Promotion of Healthy Nutrition




- Meals for Senior Citizens
- Home Delivered Meals (Meals on Wheels)

Examples of City of Scottsdale Programs Promotion of Healthy Nutrition



- Healthy Snacks for After School Programs
- Brown Bag Program for seniors and persons with disabilities.

**Examples of City of Scottsdale Programs
Healthy Bodies & Minds**



- Alcohol & Drug Education for Youth
- After School Tutoring

**Examples of City of Scottsdale Programs
Healthy Bodies & Minds**



- Sports Programs for Disabled Youth

***Thank You to the
Salt River Pima – Maricopa Indian
Community!***

Item 23

Thunderbird Field II Veterans' Memorial

**Donation of a Pre-World War II Stearman
Aircraft to Scottsdale Airport**

UPDATE


- October 19, 2016 Airport Advisory Commission Meeting:
Airport Advisory Commission unanimously approved a motion to recommend to the City Council adoption of Resolution 10607, authorizing contract 2016-167-COS
- November 14, 2016 City Council Meeting:
Resolution to authorize contract 2016-167-COS and approve the use of City CIP general contingency funds was continued to a future City Council meeting;
 - Council request for staff to bring back a plan outlining the itemized costs and funding options which may include Public Arts Program and/or Tourism Development funds

UPDATE

- Staff discussions regarding alternative funding:
Discussions occurred between Assistant City Manager and Public Art Director; Public Art has committed \$180,000 for the public art portion of the Terminal Redevelopment project;
 - The memorial shade plaza project elements are not considered public art
- December 20, 2016 Tourism Development Commission:
Thunderbird Field II Veterans' Memorial, Inc. – Funding Request: Tourism Development Funds
 - TDC denied a funding request (4-3) to support design and construction of the memorial shade plaza in the amount of \$412,500

ARCHITECT RENDERINGS





KEY CONSIDERATIONS

- The Donor shall pay for all the costs associated with the purchase and restoration of the aircraft to make it installation-ready (\$120,000), as well as monument plaques to complement the aircraft display (\$50,000)
- The proposed funding options for the design and construction costs may include City CIP general contingency funds, Tourism Development funds or a combination of the two (\$412,500)

KEY CONSIDERATIONS

- The Donor must have the entire cost of the aircraft either committed or on deposit with the contractor restoring the aircraft by April 1, 2017
- The Donor shall be responsible to cover the costs for the maintenance and upkeep of the aircraft based on estimates provided by the aircraft restorer of \$3,000 annually
- The City shall pay for all costs associated with landscape services and utility services necessary to surround and display the aircraft, and to provide insurance using Aviation Funds

KEY CONSIDERATIONS

Item	Estimated Budget Cost	Proposed Funding Source(s)	Note
Shade Plaza	\$412,500	City CIP general contingency and/or Tourism Development funds	Design/construction cost estimate for the shade plaza, includes permit fees, installation of aircraft, landscaping, lighting and final finishes.
Stearman Display Aircraft	\$120,000	Donor	Cost to purchase and refurbish the display aircraft per quote <i>Note:</i> There is an option to purchase an active aircraft as a cost savings measure. The current draft contract with the City allows for the flexibility to adjust the donor participation and provide an aircraft to the satisfaction of the City.
Additional Monument Displays	\$50,000	Donor	Estimated costs to purchase monument plaques to complement the aircraft display.
Public Art; Terrazzo flooring and architectural art glass to complement the memorial area	\$180,000	City Public Art Program	Public Art felt the costs associated with the aircraft and infrastructure did not meet the definition of public art.
TOTAL COSTS	\$762,500		

OPTIONS

	USE	BALANCE*
A. GENERAL FUND	CAPITAL PROJECTS	\$17.5 M
B. TOURISM FUND	TOURISM-RELATED CAPITAL PROJECTS	\$7.5 M
C. PUBLIC ART	PUBLIC ART	N/A
D. PRIVATE FUNDRAISING	TYPICAL PRACTICE FOR MEMORIALS	N/A

*UNCOMMITTED

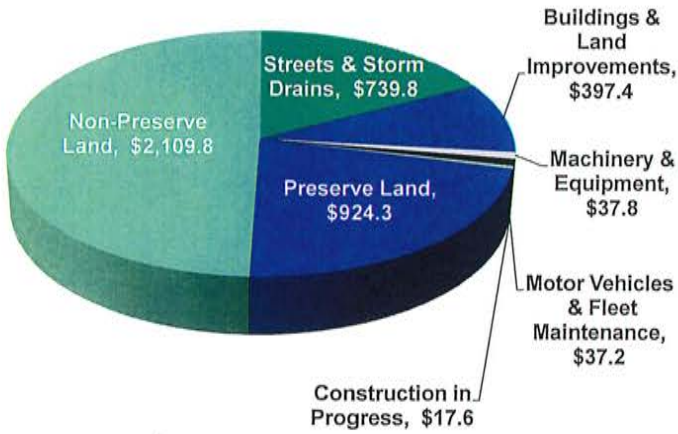
ACTION

Adopt Resolution 10607 authorizing agreement 2016-167-COS, the Scottsdale-Thunderbird Field II Veterans' Memorial Donation and Maintenance Agreement, and direct staff on the desired City funding source for the design, installation and construction costs of the memorial shade plaza and related aircraft display exhibit, which shall be returned to Council for final budget approval.

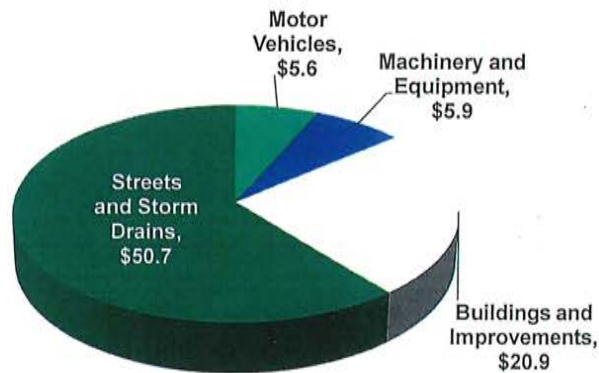
FY 2017/18 Capital Improvement Plan

*City Council
January 24, 2017*

**FY 2015/16 – Net Capital Assets by Type –
Government \$4,263.9 (in millions)**



FY 2015/16 – Annual Depreciation by Type
– Government \$83.1 (in millions)



Current General Fund CIP

FY 2016/17 BEGINNING CASH BALANCE (July 1, 2016)	\$37.6M
Expenditure Budget:	
IT: Server & Network Infrastructure	1.7
IT: Public Safety Radio Lifecycle, Conversion Projects	0.7
Police: Radio, Crime Lab, CCTV Replacement	1.0
PW: Facilities Repair & Maintenance	2.0
Data Center Resiliency Plan	4.9
Payroll, License & Permit, other IT Projects	1.6
Planning: Granite Reef Watershed	5.9
Planning: Other Stormwater	0.4
Tourism: Downtown Public Restroom, Lighting, Outlets	1.6
Parks: Indian Bend Wash Lakes Phase I	2.0
Parks: Stadium, McCormick Park, Aquatics System	2.7
WestWorld: TNEC, Tent Removal	1.2
Other various balances	1.4
Total Expenditure Budget	27.1
Total Estimated Expenditures	(14.4)
CASH BALANCE AT END OF YEAR	\$23.2M

Forecasted CIP General Fund Budget FY 2017/18 – 2021/22 (in millions)

<i>Expenditure Budget:</i>	17/18	18/19	19/20	20/21	21/22
IT: Server & Network Infrastructure	0.8	2.1	1.2	1.1	-
IT: Public Safety Radio Lifecycle, Conversion	1.8	0.2	0.2	0.2	-
Police: Radio, Crime Lab, CCTV Replacement	1.7	1.8	1.5	1.5	-
PW: Facilities Repair & Maintenance	2.2	1.8	1.8	2.2	-
IT: Data Center Resiliency Plan	4.8	-	-	-	-
IT: City Microwave Network	-	-	3.0	-	-
IT: Other Projects	0.4	-	-	0.2	-
Planning: Granite Reef Watershed	5.2	-	-	-	-
Tourism: Downtown Public Restroom	0.6	-	-	-	-
Parks: Renovate Vista del Camino Park/IBW	17.1	-	-	-	-
Parks: Stadium, Aquatics System	2.0	1.5	-	-	-
WestWorld: Tent Removal	0.2	-	-	-	-
Other various balances	0.7	-	-	-	-
TOTAL CURRENT PROJECTED BUDGET:	37.5	7.4	7.7	5.2	-

Forecasted CIP General Fund Budget FY 2017/18 – 2021/22 (in millions)

	2017/18	2018/19	2019/20	2020/21	2021/22
Beginning Cash Balance	23.2	18.4	4.7	9.7	17.9
25% Construction Sales Tax	2.4	2.4	2.4	2.4	2.4
Net Interest in excess of \$1M	1.0	1.6	2.1	2.4	2.4
Food Tax	5.1	7.9	8.1	8.4	8.4
CIP Additional PAYGO	5.0	-	-	-	-
Interest Income	-	0.1	0.1	0.1	0.1
Total Revenue	36.7	30.4	17.4	23.0	31.2
Current Projected Budget	37.5	7.4	7.7	5.2	-
Re-budget from previous year		19.2	0.9	0.9	1.0
Total Expenditure Budget	37.5	26.6	8.6	6.1	1.0
Total Estimated Expenditures	(18.3)	(25.7)	(7.7)	(5.1)	(1.0)
Budget remaining end of year	19.2	0.9	0.9	1.0	
End of Year Cash Balance	18.4	4.7	9.7	17.9	30.2

General Fund Requests in Priority Order

<i>Project</i>	<i>Amount (millions)</i>	<i>Cum. (millions)</i>
IT: Network Infrastructure	1.1	1.1
PW: Facilities Repair and Maintenance Program	2.1	3.2
IT: Server Infrastructure	0.2	3.3
Parks: Renovate Vista del Camino Park/IBW Area	5.0	8.4
Police: Portable Vehicle Radio Replacement	1.0	9.4
Planning: Catch Basin Standing Water Mitigation	0.2	9.6
Planning: WestWorld Retention Basin Drywells	0.2	9.7
Police: Crime Laboratory Equipment Replacement	0.1	9.9
Tourism: Downtown Main St Streetscape & Ped Improvements	2.3	12.2
Tourism: Downtown Entertainment Dist Street & Ped Lighting	0.4	12.6
Treasurer: License & Permit Management System	0.2	12.7
IT: Citywide Audio/Video Equipment Replacement	0.1	12.8
Police: Ballistic Glass at Police Department Facilities	0.3	13.1
Parks: Irrigation Control System	1.4	14.5
Parks: Drainage Outfalls	0.5	14.9
WestWorld: Internet for TNEC	0.2	15.2
Fire: National Fire Protection Association Station Standards	4.6	19.8
Planning: McDowell Road Berm Landscaping	1.0	20.7

General Fund Requests in Priority Order

<i>Project</i>	<i>Amount (millions)</i>	<i>Cum. (millions)</i>
Treasurer: Enterprise Resource Planning System	4.5	25.3
Parks: Park Building Improvements	3.3	28.6
IT: Public Safety Radio Network Lifecycle Project	-1.4	27.2
WestWorld: Arena Lights	0.8	28.0
Police: Records Management & Computer Aided Dispatch	0.5	28.5
Parks: Sports Lighting Replacement & Upgrade	3.0	31.5
Police: Closed Circuit TV Security Camera System	0.1	
Planning: Rawhide Wash Flood Control	5.6	
WestWorld: 94th Street Improvements	0.4	
Fire: Renovate Fire Station 606	1.2	
Planning: Sherwood Heights Detention Basin	0.3	
Planning: Cheery Lynn Storm Drain	0.5	
Planning: Sandflower Drive and 81st Street Storm Drain	0.3	
Libraries: Civic Center Scottsdale Heritage Connection	0.7	
Libraries: Civic Center Library Improvements Phase II	5.5	
Libraries: Civic Center Library Story Time Room Expansion	0.2	
Police: Rebuild Public Safety Vehicle Training Track	1.6	
Parks: Replacement of Cactus Aquatic and Fitness Center	21.0	

General Fund Requests in Priority Order

<i>Project</i>	<i>Amount (millions)</i>	<i>Cum. (millions)</i>
Fire: Fire Station 612	7.6	
WestWorld: Parking Lot K & M Lighting	1.4	
Fire: Training Academy	3.6	
Tourism: SCPA and SMOCA Dimmers / Lighting System	0.4	
WestWorld: RV Lot G Improvements	1.4	
WestWorld: South Hall Improvements	0.2	
Parks: McCormick-Stillman Railroad Park Spray Pad	0.7	
Parks: Downtown Splash Pad	0.2	
GRAND TOTAL:	84.2	

General Fund CIP Future Year Projects

<i>Project</i>	<i>Amount (millions)</i>	<i>FY Forecasted</i>
City Microwave Radio Network Upgrade	3.0	2019/20

General Fund Capital Needs

Current Five Year CIP:	\$72.1 M
CIP General Fund Requests:	\$84.2 M
Total:	\$156.3 M

Current General Fund CIP

Issues:

- **Other potential unmet needs**
 - Reata Wash flood protection
 - Desert Discovery Center
 - Downtown projects
- **Possible Revenue Sources**
 - General obligation bond
 - Leverage existing real estate assets
 - Sales tax increase
 - General fund operating unreserved fund balance

General Fund Real Estate Assets

Property	Size (acres)	Estimated market value	Remarks
Rose Garden parking lot- NW corner Goldwater & 5 th Ave	1.28	\$5.7M (\$103/sf)	124 public parking spaces
80 acres on Bell Road, E & W of 94 th St	80	\$51M (\$14.66/sf)	\$40M remaining principal on debt used to purchase
Skysong 1.5 acre excluded parcel	1.5	\$2.4 to \$2.9M (\$37 to \$45/sf)	\$37/sf from 6/2016 appraisal
Loloma- N & S of 2 nd St, between Goldwater & Marshall	5	\$23 to \$29M (\$137 - \$135/sf)	
Whisper Rock- N & E of Scottsdale Rd & Ashler Hills	15	\$7.6 to \$10M (\$11 to \$15.50/sf)	Purchased with Bond 2000 funds

Current Transportation Fund CIP

FY 2016/17 BEGINNING CASH BALANCE (July 1, 2016) \$40.0M

Expenditure Budget:

Raintree: Hayden to 101; Scottsdale to Hayden	6.6
Pavement overlay	6.8
Trails: WestWorld trails; AZ Canal path; other trails	3.2
ITS; signals	3.0
Downtown sidewalks; other bikeways, sidewalks	2.9
Intersection mobility enhancements	1.4
Southbound Loop 101 frontage road connections	1.3
Pima: Via Linda to Via de Ventura; Krail to Chaparral	1.0
Pima: Pinnacle Peak to Happy Valley	1.0
Mustang Transit Passenger Facility	0.8
Redfield: Raintree to Hayden	0.6
Street Operations north storage facility	0.5
Neighborhood Traffic Management	0.3
Miller Road underpass at 101 freeway	0.3
124 th & 128 th St intersections and multiuse path	0.3
Other	2.3

Total Expenditure Budget 32.3

Total Estimated Expenditures (26.7)

CASH BALANCE AT END OF YEAR \$13.3M

Forecasted CIP Transportation Fund Budget
FY 2017/18 – 2021/22 (in millions)

<i>Expenditure Budget:</i>	17/18	18/19	19/20	20/21	21/22
Raintree: Hayden to 101; Scottsdale to Hayden	5.1	-	-	-	-
Pavement overlay; drainage grates	6.7	6.7	6.7	6.7	-
IBW underpass at Chaparral; other trails	0.7	0.5	0.4	0.4	-
ITS; signals	0.8	0.3	0.3	0.3	-
Downtown sidewalks; other sidewalks	3.9	0.4	0.4	0.4	-
McDowell bikes; 2 nd St bikeway; other bikes	1.0	0.5	0.5	0.5	-
Intersection mobility enhancements	0.8	0.8	0.8	0.8	-
Pima: Krail to Chaparral	0.3	0.8	-	-	-
Pima: Pinnacle Peak to Happy Valley	1.4	-	-	-	-
Neighborhood Traffic Management	0.3	0.3	0.3	0.3	-
Osborn: Hayden to Scottsdale	-	0.3	0.1	-	-
Transit stop improvements	0.1	0.1	0.1	0.1	-
Other	0.3	-	-	-	-
TOTAL CURRENT PROJECTED BUDGET:	21.4	10.7	9.6	9.5	-

Forecasted CIP Transportation Fund Budget
FY 2017/18 – 2021/22 (in millions)

	2017/18	2018/19	2019/20	2020/21	2021/22
Beginning Cash Balance	13.3	4.4	2.9	4.7	7.0
50% Transportation Sales Tax	10.5	10.8	11.1	11.5	11.5
CIP Additional PAYGO	-	-	-	-	-
Interest Income	0.1	0.1	0.1	0.1	0.1
Total Revenue	23.9	15.3	14.1	16.3	18.6
Current Projected Budget	21.4	10.7	9.6	9.5	-
Re-budget from previous year		1.9	0.2	0.4	0.6
Total Expenditure Budget	21.4	12.6	9.8	9.9	0.6
Total Estimated Expenditures	(19.5)	(12.4)	(9.4)	(9.3)	(0.6)
Budget remaining end of year	1.9	0.2	0.4	0.6	
End of Year Cash Balance	4.4	2.9	4.7	7.0	18.0

Transportation Requests in Priority Order

<i>Project</i>	<i>Amount (millions)</i>	<i>Cum. (millions)</i>
Pavement Overlay	6.6	6.5
M Miller Road Underpass at 101 Freeway	5.7	12.3
M Raintree Drive: Scottsdale to Hayden	-0.5	11.8
G Crosscut Canal Bridge and Path	0.4	12.2
Intersection Improvements	1.3	13.5
Via Linda Traffic Circles	0.5	14.0
Sidewalk Improvements	0.4	14.4
Bikeways	0.5	14.9
Neighborhood Traffic Management	0.3	15.1
Traffic Signal Construction	0.3	15.4
Streetlight Replacement	1.0	16.4
Via Linda Sidewalk: Senior Center to Scottsdale Ranch Park	0.3	16.7
5th Avenue Improvements	2.5	19.2
Hayden: NB Right Turn at Chaparral, Intersection Imp.	0.6	
118th St: Ranch Gate to Dynamite	0.6	
Alma School and Happy Valley Intersection Improvements	1.7	
Alma School and Jomax Road Improvements	2.9	

M - Part of MAG Arterial Lifecycle Program **G** - Part of Grant Funded Project

Transportation Requests in Priority Order

<i>Project</i>	<i>Amount (millions)</i>	<i>Cum. (millions)</i>
Jomax Road Improvement East of Pima	2.3	
G Advanced Traffic Signal Control Cabinets - Phase II	0.0	
Shea Blvd Path: 124th St to 131st Pl	1.0	
Indian Bend Wash and Camelback Walk Path Signs	0.6	
128th Street and Via Linda Intersection Improvement	0.8	
98th St West Half Improvement - N of McDowell Mt Ranch	1.6	
Goldwater and Highland Ave Intersection Improvements	2.0	
112th St and Shea Path and Sidewalk Improvements	0.8	
WestWorld 94th Street Improvements	0.4	
M Pima Road: Pinnacle Peak to Happy Valley	4.4	
Trail Improvement Program	-0.2	
Transit Stop Improvements	0.1	
CAP Canal Path: Horizon Park to Stonegate Equestrian Park	5.0	
126th Street and Via Linda Intersection Improvements	0.8	
Via Linda/Arabian Trail Sidewalk Improvements	0.6	
Downtown Pedestrian Improvements	8.0	
*M Scottsdale Rd: Thompson Peak to Pinnacle Peak Phase II	0.9	

*Staff recommends moving these MAG projects outside the 5-Year CIP to FY 2022/23 **M** - Part of MAG Arterial Lifecycle Program **G** - Part of Grant Funded Project

Transportation Requests in Priority Order

<i>Project</i>	<i>Amount (millions)</i>	<i>Cum. (millions)</i>
*M Scottsdale Rd: Pinnacle Peak Pkwy to Jomax Rd	0.8	
Miller Road - Pinnacle Peak Road to Happy Valley Road	8.9	
*M Scottsdale Rd: Jomax Rd to Dixileta Dr	0.5	
*M Scottsdale Rd: Dixileta Dr to Ashler Hills Dr	0.5	
*M Scottsdale Rd: Ashler Hills Dr to Carefree Hwy	0.5	
Upgrade Dynamic Message Boards	0.4	
*M Shea Auxiliary Lane from 90th St to Loop 101	0.3	
*M Pima Road: Happy Valley to Dynamite Rd	0.9	
*M Frank Lloyd Wright Blvd at Loop 101 Traffic Interchange	0.8	
*M Pima Rd: Chaparral Rd to Thomas Rd	0.2	
*M Pima Rd: Thomas Rd to McDowell Rd	0.2	
Pinnacle Vista - 56th Street Intersection Improvements	0.6	
*M Raintree Dr at Loop 101 Traffic Interchange	0.3	
*M Pima Rd: Dynamite Blvd to Stagecoach Rd	2.3	
96th Street and Thunderbird Road Intersection	0.7	
North Area Street Improvements	2.2	
*M Shea Blvd at 114th St: Intersection Improvements	0.0	

*Staff recommends moving these MAG projects outside the 5-Year CIP to FY 2022/23 M - Part of MAG Arterial Lifecycle Program G - Part of Grant Funded Project

Transportation Requests in Priority Order

<i>Project</i>	<i>Amount (millions)</i>	<i>Cum. (millions)</i>
*M Shea at FLW: Intersection Improvements	0.0	
Legacy Drive Temporary Extension	2.5	
*M FLW Frontage Rd: Northsight to Greenway-Hayden	0.3	
*M Pima Road: Krail Street to Chaparral	0.1	
*M Happy Valley Rd: Pima Rd to Alma School Rd	2.9	
GRAND TOTAL:	80.1	

*Staff recommends moving these MAG projects outside the 5-Year CIP to FY 2022/23 M - Part of MAG Arterial Lifecycle Program G - Part of Grant Funded Project

Transportation Sales Tax Future Year Projects

Project	Amount (millions)	FY Forecasted
G Underpass at Chaparral Road and IBW Path	0.4	2017/18
G Osborn Road: Hayden to Scottsdale	0.4	2018/19
G Advanced Traffic Signal Control Cabinets - Phase II	0.04	2019/20

G - Part of Grant Funded Project

Transportation Sales Tax Capital Needs

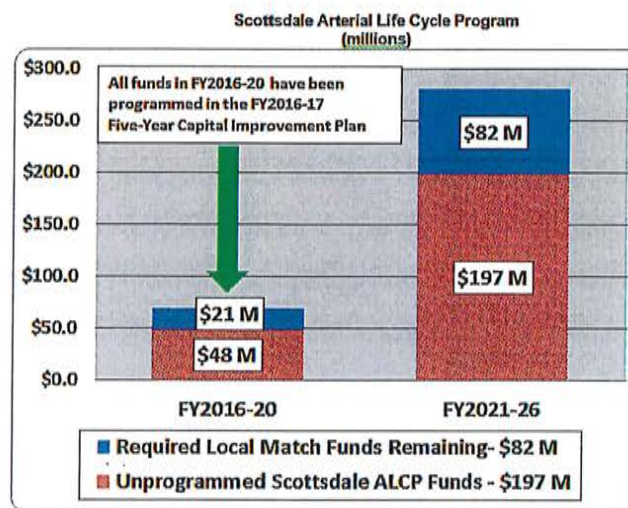
Current Five Year CIP:	\$77.3 M
CIP Transportation Sales Tax Requests:	\$80.1 M
Total:	\$157.4 M

Current Transportation Sales Tax CIP

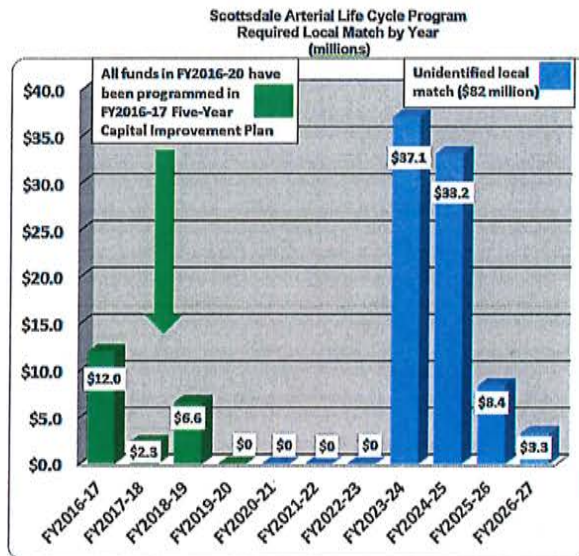
Issues:

- Other potential unmet needs
 - Local matching funds for MAG Arterial Life Cycle Program funding
- Possible Revenue Sources
 - General obligation bond
 - Sales tax increase
 - General fund or Transportation fund operating unreserved fund balance

Transportation Sales Tax



Transportation Sales Tax



CIP Update

Questions and discussion

Item 25

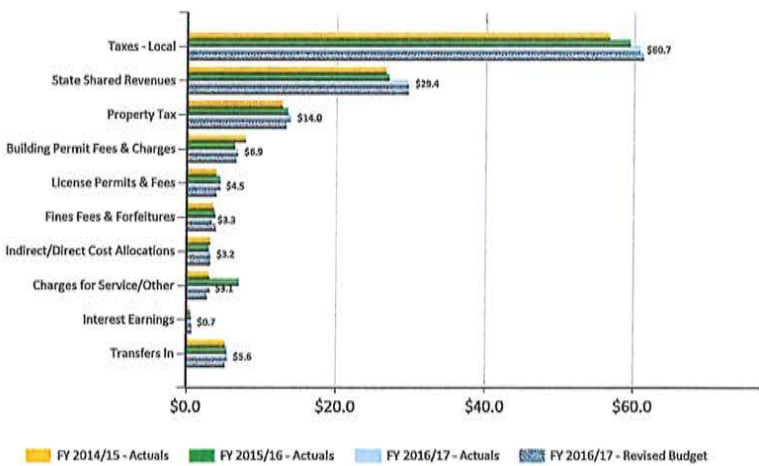
Monthly Financial Update
As of December 31, 2016

City Council
January 24, 2017



General Fund Operating Sources
December 2016: Fiscal Year to Date

(in millions: rounding differences may occur)



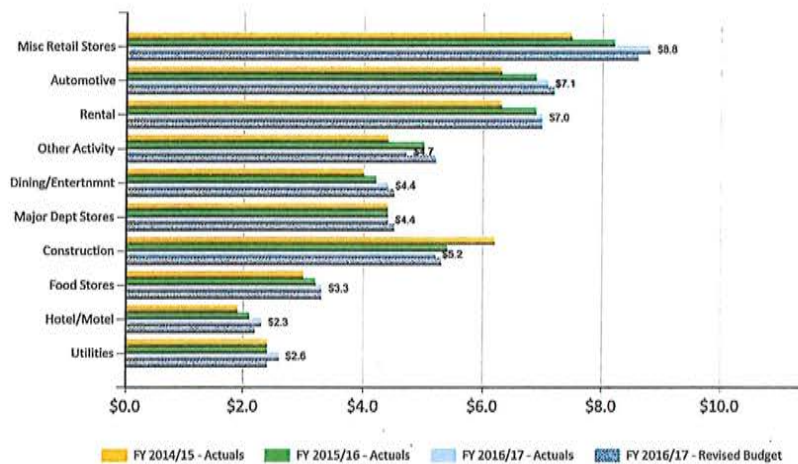
General Fund Operating Sources December 2016: Fiscal Year to Date

(in millions: rounding differences may occur)

	FY 2014/15	FY 2015/16	FY 2016/17	FY 2016/17	Actual vs. Budget	
	Actuals	Actuals	Actuals	Revised Budget	Favorable / (Unfavorable) Amount	Percent
Taxes - Local	\$56.6	\$59.4	\$60.7	\$61.2	(\$0.4)	(1%)
State Shared Revenues	26.5	27.0	29.4	29.4	-	-
Property Tax	12.9	13.6	14.0	13.4	0.6	4%
Building Permit Fees & Charges	7.9	6.6	6.9	6.7	0.2	3%
License Permits & Fees	3.9	4.5	4.5	4.0	0.5	14%
Fines Fees & Forfeitures	3.6	3.9	3.3	3.9	(0.6)	(15%)
Indirect/Direct Cost Allocations	3.2	3.0	3.2	3.2	-	-
Charges for Service/Other	3.1	7.2	3.1	2.7	0.4	13%
Interest Earnings	0.5	0.6	0.7	0.7	-	-
Transfers In	5.3	5.5	5.6	5.3	0.3	7%
Total Sources	\$123.6	\$131.3	\$131.6	\$130.5	\$1.1	1%

General Fund Operating Sources: Sales Tax December 2016: Fiscal Year to Date

(in millions: rounding differences may occur)



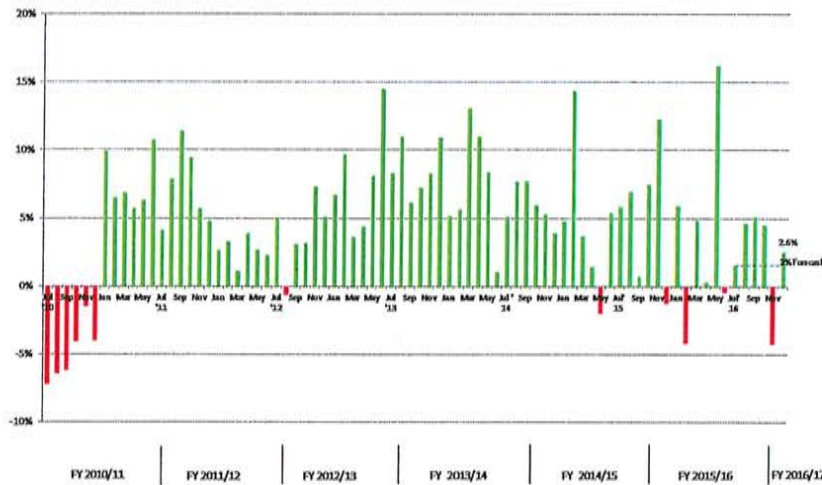
General Fund Operating Sources: 1% Sales Tax December 2016: Fiscal Year to Date

(in millions: rounding differences may occur)

	FY 2014/15	FY 2015/16	FY 2016/17	FY 2016/17	Actual vs. Budget	
	Actuals	Actuals	Actuals	Revised Budget	Favorable / (Unfavorable) Amount	Percent
Misc Retail Stores	\$7.5	\$8.2	\$8.8	\$8.6	\$0.2	2%
Automotive	6.3	6.9	7.1	7.2	(0.1)	(2%)
Rental	6.3	6.9	7.0	7.0	-	-
Other Activity	4.4	5.0	4.7	5.2	(0.5)	(10%)
Dining/Entertainment	4.0	4.2	4.4	4.5	(0.1)	(1%)
Major Dept Stores	4.4	4.4	4.4	4.5	(0.1)	(2%)
Construction	6.2	5.4	5.2	5.3	(0.1)	(2%)
Food Stores *	3.0	3.2	3.3	3.3	-	-
Hotel/Motel	1.9	2.1	2.3	2.2	0.1	4%
Utilities	2.4	2.4	2.6	2.4	0.2	8%
Sales Tax Total	\$46.3	\$48.7	\$49.8	\$50.3	(\$0.5)	(1%)

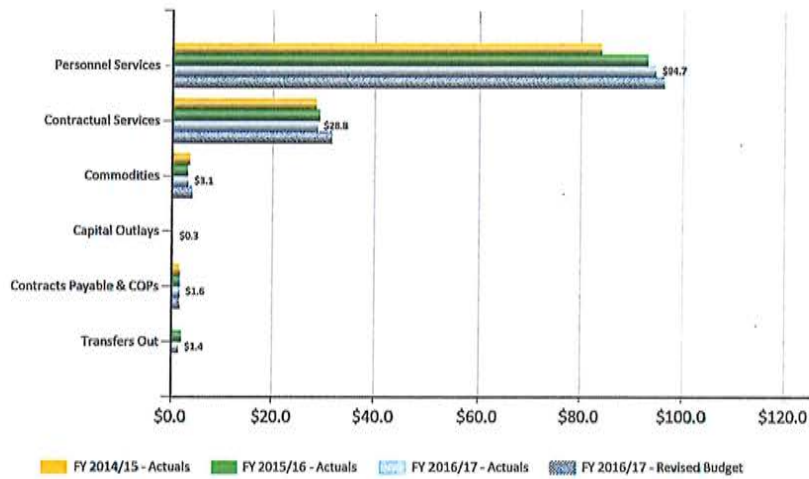
*YTD CIP transfer = \$1.1 million

General Fund 1% Sales Tax Year over Year Change



General Fund Operating Uses: by Category December 2016: Fiscal Year to Date

(in millions: rounding differences may occur)



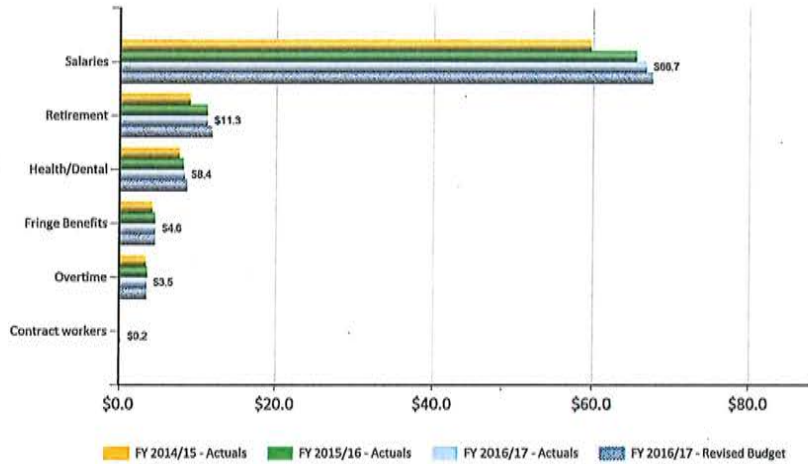
General Fund Operating Uses: by Category December 2016: Fiscal Year to Date

(in millions: rounding differences may occur)

	FY 2014/15 Actuals	FY 2015/16 Actuals	FY 2016/17 Actuals	FY 2016/17 Revised Budget	Actual vs. Budget Favorable / (Unfavorable)	
					Amount	Percent
Personnel Services*	\$84.1	\$93.1	\$94.7	\$96.3	\$1.6	2%
Contractual Services	28.6	29.2	28.8	31.7	2.9	9%
Commodities	3.5	3.0	3.1	4.0	0.9	22%
Capital Outlays	0.1	0.1	0.3	0.3	-	-
Contracts Payable & COPs	1.6	1.6	1.6	1.6	-	-
Transfers Out	-	2.0	1.4	-	(1.4)	n/a
Total Uses	\$117.8	\$129.0	\$129.9	\$133.9	\$3.9	3%
*Pay Periods thru December:	13	14	14			

General Fund Operating Uses: Personnel Services December 2016: Fiscal Year to Date

(in millions: rounding differences may occur)



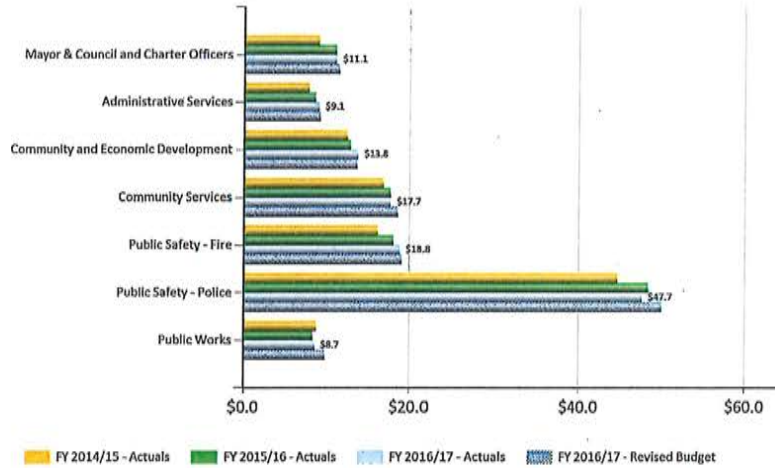
General Fund Operating Uses: Personnel Services December 2016: Fiscal Year to Date

(in millions: rounding differences may occur)

	FY 2014/15 Actuals	FY 2015/16 Actuals	FY 2016/17 Actuals	FY 2016/17 Revised Budget	Actual vs. Budget Favorable / (Unfavorable)	
					Amount	Percent
Salaries*	\$59.7	\$65.4	\$66.7	\$67.5	\$0.9	1%
Retirement	9.1	11.3	11.3	11.9	0.6	5%
Health/Dental	7.7	8.2	8.4	8.7	0.2	3%
Fringe Benefits	4.2	4.6	4.6	4.6	0.1	1%
Overtime	3.4	3.6	3.5	3.5	-	-
Contract workers	0.1	0.1	0.2	0.1	(0.1)	nm
Personnel Services Total	\$84.1	\$93.1	\$94.7	\$96.3	\$1.6	2%
*Pay Periods thru December:	13	14	14			

General Fund Operating Division Expenditures December 2016: Fiscal Year to Date

(in millions: rounding differences may occur)



General Fund Operating Division Expenditures December 2016: Fiscal Year to Date

(in millions: rounding differences may occur)

	FY 2014/15	FY 2015/16	FY 2016/17	FY 2016/17	Actual vs. Budget	
	Actuals	Actuals	Actuals	Revised Budget	Favorable / (Unfavorable) Amount	Percent
Mayor & Council and Charter Officers	\$9.1	\$11.2	\$11.1	\$11.6	\$0.5	4%
Administrative Services	7.9	8.7	9.1	9.3	0.1	2%
Community and Economic Development	12.5	12.9	13.8	13.7	(0.1)	0%
Community Services	16.9	17.7	17.7	18.6	0.9	5%
Public Safety - Fire	16.2	18.1	18.8	19.0	0.2	1%
Public Safety - Police	44.7	48.5	47.7	50.1	2.4	5%
Public Works	8.9	8.4	8.7	9.9	1.2	13%
Total	\$116.3	\$125.4	\$126.9	\$132.3	\$5.4	4%

**General Fund Results: Summary
December 2016: Fiscal Year to Date**

(in millions: rounding differences may occur)

	FY 14/15	FY 15/16	FY 16/17	FY 16/17 Budget	Actual vs. Budget	
	Actual	Actual	Actual		Fav/(Unf)	%
Sources	\$123.6	\$131.3	\$131.6	\$130.5	\$1.1	1%
Uses	117.8	129.0	129.9	133.9	\$3.9	3%
Change in Fund Balance	\$5.8	\$2.3	\$1.7	(\$3.4)	\$5.0	

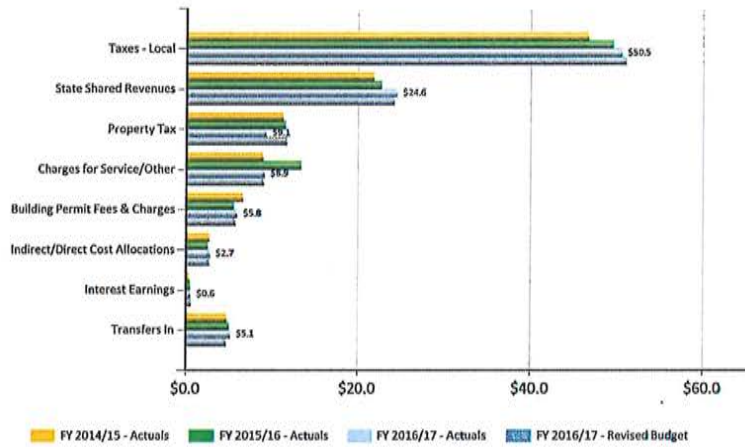
**Monthly Financial Update
As of November 30, 2016**

City Council
December 16, 2016



General Fund Operating Sources November 2016: Fiscal Year to Date

(in millions: rounding differences may occur)



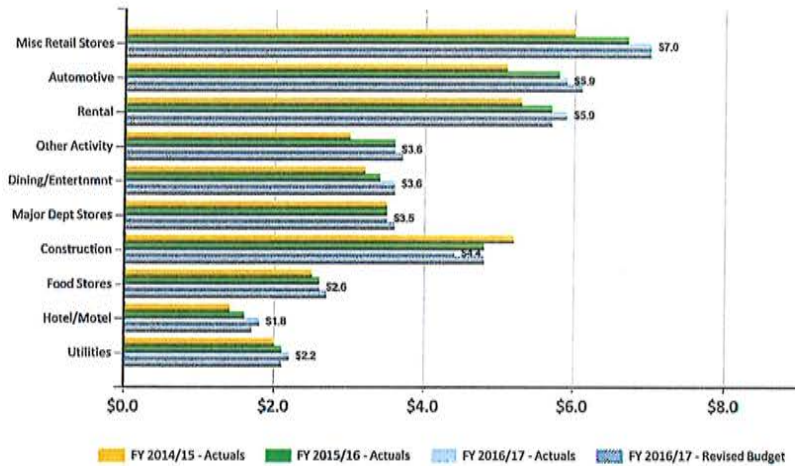
General Fund Operating Sources November 2016: Fiscal Year to Date

(in millions: rounding differences may occur)

	FY 2014/15 Actuals	FY 2015/16 Actuals	FY 2016/17 Actuals	FY 2016/17 Revised Budget	Actual vs. Budget	
					Favorable / (Unfavorable) Amount	Percent
Taxes - Local	\$46.6	\$49.4	\$50.5	\$50.9	(\$0.5)	(1%)
State Shared Revenues	21.9	22.8	24.6	24.3	0.3	1%
Property Tax	11.1	11.3	9.1	11.5	(2.4)	(21%)
Charges for Service/Other	8.8	13.2	8.9	8.9	0.1	1%
Building Permit Fees & Charges	6.5	5.4	5.8	5.7	0.2	3%
Indirect/Direct Cost Allocations	2.7	2.5	2.7	2.7	-	-
Interest Earnings	0.4	0.5	0.6	0.6	-	-
Transfers In	4.7	5.0	5.1	4.7	0.4	9%
Total Sources	\$102.8	\$110.1	\$107.3	\$109.2	(\$1.9)	(2%)

General Fund Operating Sources: Sales Tax (1.00%) November 2016: Fiscal Year to Date

(In millions: rounding differences may occur)

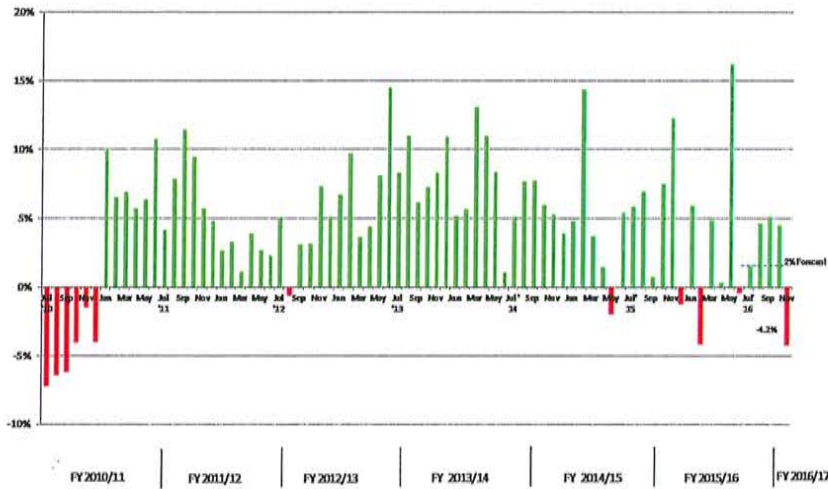


General Fund Operating Sources: Sales Tax (1.00%) November 2016: Fiscal Year to Date

(In millions: rounding differences may occur)

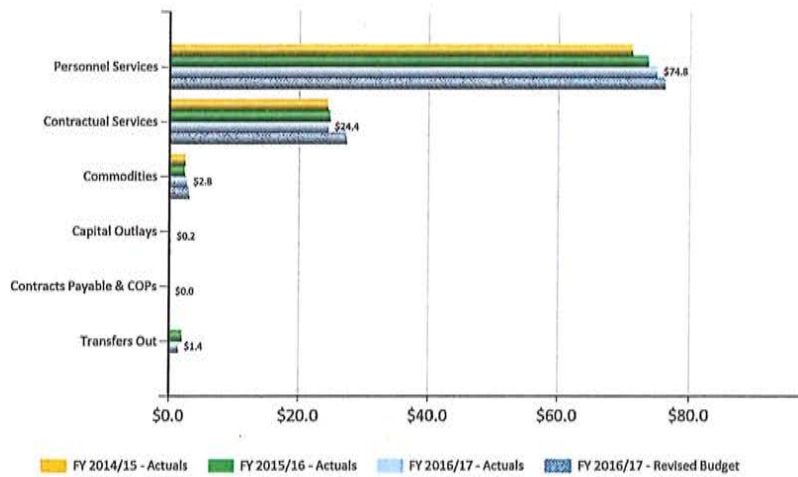
	FY 2014/15 Actuals	FY 2015/16 Actuals	FY 2016/17 Actuals	FY 2016/17 Revised Budget	Actual vs. Budget Favorable / (Unfavorable)	
					Amount	Percent
Misc Retail Stores	\$6.0	\$6.7	\$7.0	\$7.0	\$ -	-
Automotive	5.1	5.8	5.9	6.1	(0.1)	(2%)
Rental	5.3	5.7	5.9	5.7	0.1	2%
Other Activity	3.0	3.6	3.6	3.7	(0.1)	(4%)
Dining/Entertainment	3.2	3.4	3.6	3.6	(0.1)	(2%)
Major Dept Stores	3.5	3.5	3.5	3.6	-	-
Construction	5.2	4.8	4.4	4.8	(0.3)	(7%)
Food Stores	2.5	2.6	2.6	2.7	(0.1)	(2%)
Hotel/Motel	1.4	1.6	1.8	1.7	0.1	6%
Utilities	2.0	2.1	2.2	2.1	0.1	7%
Sales Tax (1.00%) Total	\$37.2	\$39.7	\$40.6	\$41.0	(\$0.4)	(1%)

General Fund Sales Tax: 1.00% General Purpose Year over Year Change



General Fund Operating Uses: by Category November 2016: Fiscal Year to Date

(in millions: rounding differences may occur)



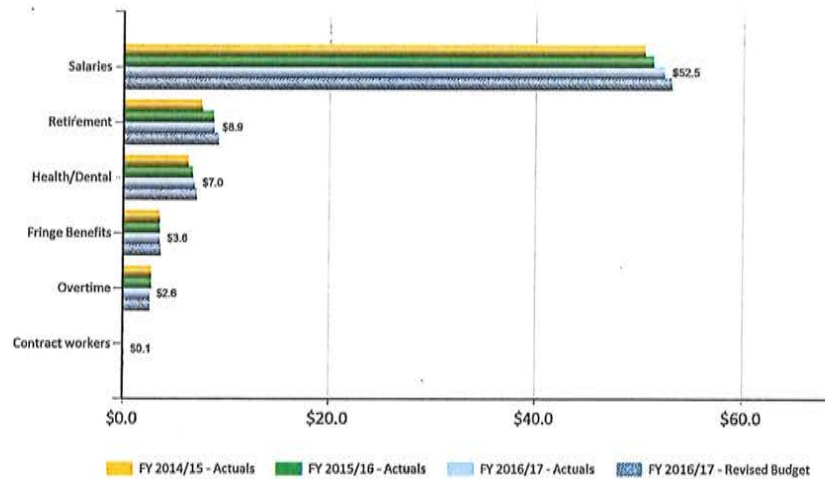
General Fund Operating Uses: by Category November 2016: Fiscal Year to Date

(in millions; rounding differences may occur)

	FY 2014/15	FY 2015/16	FY 2016/17	FY 2016/17	Actual vs. Budget	
	Actuals	Actuals	Actuals	Revised Budget	Favorable / (Unfavorable) Amount	Percent
Personnel Services*	\$71.1	\$73.6	\$74.8	\$76.1	\$1.3	2%
Contractual Services	24.3	24.7	24.4	27.2	2.9	11%
Commodities	2.5	2.4	2.8	3.1	0.4	12%
Capital Outlays	-	0.1	0.2	0.2	-	-
Contracts Payable & COPs	-	-	-	-	-	-
Transfers Out	-	2.0	1.4	-	(1.4)	n/a
Total Uses	\$98.0	\$102.8	\$103.6	\$106.7	\$3.1	3%
*Pay Periods thru November:	11	11	11			

General Fund Operating Uses: Personnel Services November 2016: Fiscal Year to Date

(in millions; rounding differences may occur)



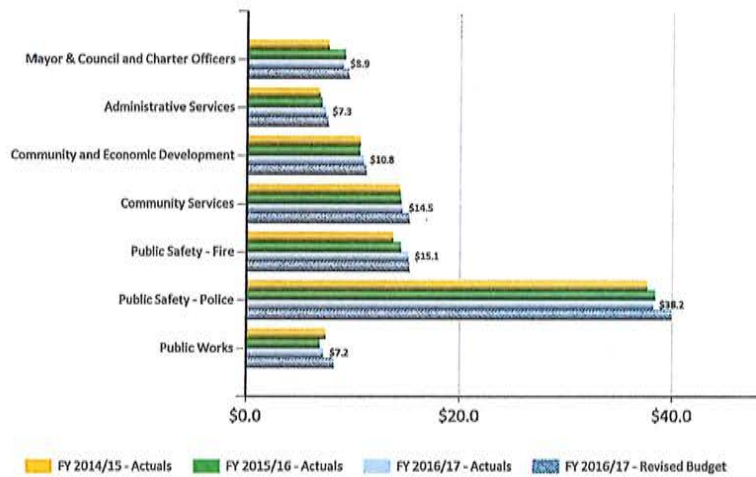
General Fund Operating Uses: Personnel Services November 2016: Fiscal Year to Date

(in millions: rounding differences may occur)

	FY 2014/15	FY 2015/16	FY 2016/17	FY 2016/17	Actual vs. Budget	
	Actuals	Actuals	Actuals	Revised Budget	Favorable / (Unfavorable) Amount	Percent
Salaries*	\$50.6	\$51.5	\$52.5	\$53.2	\$0.7	1%
Retirement	7.7	8.8	8.9	9.3	0.5	5%
Health/Dental	6.4	6.8	7.0	7.2	0.2	3%
Fringe Benefits	3.6	3.6	3.6	3.7	-	-
Overtime	2.8	2.8	2.6	2.6	-	-
Contract workers	0.1	-	0.1	0.1	(0.1)	(66%)
Personnel Services Total	\$71.1	\$73.6	\$74.8	\$76.1	\$1.3	2%
*Pay Periods thru November:	11	11	11			

General Fund Operating Division Expenditures November 2016: Fiscal Year to Date

(in millions: rounding differences may occur)



General Fund Operating Division Expenditures November 2016: Fiscal Year to Date

(in millions: rounding differences may occur)

	FY 2014/15	FY 2015/16	FY 2016/17	FY 2016/17	Actual vs. Budget	
	Actuals	Actuals	Actuals	Revised Budget	Favorable / (Unfavorable) Amount	Percent
Mayor & Council and Charter Officers	\$7.6	\$9.1	\$8.9	\$9.5	\$0.5	6%
Administrative Services	6.8	7.0	7.3	7.5	0.2	3%
Community and Economic Development	10.6	10.5	10.8	11.1	0.3	2%
Community Services	14.3	14.4	14.5	15.2	0.7	5%
Public Safety - Fire	13.7	14.4	15.1	15.2	0.1	0%
Public Safety - Police	37.6	38.4	38.2	40.0	1.7	4%
Public Works	7.4	6.9	7.2	8.2	1.0	12%
Total	\$98.0	\$100.8	\$102.2	\$106.7	\$4.5	4%

General Fund Results: Summary November 2016: Fiscal Year to Date

(in millions: rounding differences may occur)

	FY 14/15	FY 15/16	FY 16/17	FY 16/17	Actual vs. Budget	
	Actual	Actual	Actual	Budget	Fav/(Unf)	%
Sources	\$102.8	\$110.1	\$107.3	\$109.2	(\$1.9)	(2%)
Uses	98.0	102.8	103.6	106.7	\$3.1	3%
Change in Fund Balance	\$4.8	\$7.3	\$3.7	\$2.5	\$1.2	