

**SCOTTSDALE CITY COUNCIL
REGULAR MEETING MINUTES
TUESDAY, JANUARY 13, 2015**



**CITY HALL KIVA
3939 N. DRINKWATER BOULEVARD
SCOTTSDALE, AZ 85251**

CALL TO ORDER

Mayor W.J. "Jim" Lane called to order the Regular Meeting of the Scottsdale City Council at 5:08 P.M. on Tuesday, January 13, 2015, in the City Hall Kiva.

ROLL CALL

Present: Mayor W.J. "Jim" Lane
Vice Mayor Guy Phillips
Councilmembers Suzanne Klapp, Virginia L. Korte, Kathleen S. Littlefield,
Linda Milhaven, and David N. Smith

Also Present: City Manager Fritz Behring
City Attorney Bruce Washburn
City Treasurer Jeff Nichols
City Auditor Sharron Walker
City Clerk Carolyn Jagger

PLEDGE OF ALLEGIANCE – Brownie Troop No. 194, Troop Leader Priscilla Sanders

INVOCATION – Mayor Lane requested a moment of silence for victims of the terrorist attack in France.

MAYOR'S REPORT

Mayor Lane announced a support rally for Scottsdale Police Officers on January 17 and recognized the opening of the Scottsdale Museum of the West.

Mayor Lane thanked Vice Mayor Phillips for his service as Vice Mayor and announced that Councilwoman Milhaven will assume the role of Vice Mayor on February 1, 2015.

PRESENTATION/INFORMATION UPDATES – None

PUBLIC COMMENT

- Dottie Pratt expressed concern over the new Parada del Sol Parade route.

NOTE: MINUTES OF CITY COUNCIL MEETINGS AND WORK STUDY SESSIONS ARE PREPARED IN ACCORDANCE WITH THE PROVISIONS OF ARIZONA REVISED STATUTES. THESE MINUTES ARE INTENDED TO BE AN ACCURATE REFLECTION OF ACTION TAKEN AND DIRECTION GIVEN BY THE CITY COUNCIL AND ARE NOT VERBATIM TRANSCRIPTS. DIGITAL RECORDINGS AND CLOSED CAPTION TRANSCRIPTS OF SCOTTSDALE CITY COUNCIL MEETINGS ARE AVAILABLE ONLINE AND ARE ON FILE IN THE CITY CLERK'S OFFICE.

CONSENT AGENDA

1. Fate Brewing Company Liquor License (132-LL-2014)

Request: Consider forwarding a recommendation of approval to the Arizona Department of Liquor Licenses and Control for a Series 12 (restaurant) State liquor license for a new location and owner.

Location: 1312 N. Scottsdale Road

Staff Contact(s): Tim Curtis, Current Planning Director, 480-312-4210,
tcurtis@scottsdaleaz.gov

2. Fate Brewing Company Liquor License (133-LL-2014)

Request: Consider forwarding a recommendation of approval to the Arizona Department of Liquor Licenses and Control for a Series 3 (microbrewery) State liquor license for a new location and owner.

Location: 1312 N. Scottsdale Road

Staff Contact(s): Tim Curtis, Current Planning Director, 480-312-4210,
tcurtis@scottsdaleaz.gov

3. Harkins Camelview at Fashion Square Liquor License (134-LL-2014)

Item 3 was moved to the Regular Agenda at the request of Councilman Smith (see Page 5).

4. Goodwood Liquor License (135-LL-2014)

Request: Consider forwarding a recommendation of approval to the Arizona Department of Liquor Licenses and Control for a person transfer of a Series 6 (bar) State liquor license for an existing location with a new owner.

Location: 7330 E. Stetson Drive

Staff Contact(s): Tim Curtis, Current Planning Director, 480-312-4210,
tcurtis@scottsdaleaz.gov

5. Permanent Extension of Premises for Living Room Wine Café & Lounge (19-EX-2014)

Request: Consider forwarding a recommendation of approval to the Arizona Department of Liquor Licenses and Control for a permanent extension of premises for a Series 12 (restaurant) State liquor license.

Location: 20751 N. Pima Road, Suite 120

Staff Contact(s): Tim Curtis, Current Planning Director, 480-312-4210,
tcurtis@scottsdaleaz.gov

6. Sienna Hills Abandonment (8-AB-2014)

Request: Adopt **Resolution No. 9946** authorizing the abandonment of approximately 322 feet of the north 25 feet of E. Sahuaro Drive right-of-way located approximately 215 feet west of N. 124th Street, and the abandonment of approximately 465 feet of the 33-foot-wide Government Land Office easement located along the E. Saguaro Drive alignment approximately 537 feet west of N. 124th Street.

Location: E. Sahuaro Drive alignment, west of N. 124th Street

Staff Contact(s): Randy Grant, Planning and Development Services Director, 480-312-2664, rgrant@scottsdaleaz.gov

7. Whisper Ridge, Phase 2 Final Plat (6-PP-2014)

Request: Approve a 46-lot final plat on 23 acres for the west phase of Whisper Ridge subdivision, totaling an 85-lot residential subdivision on 80 acres, with amended development standards located at the northeast corner of N. 136th Street and E. Shea Boulevard.

Location: 13801 E. Desert Cove Avenue

Staff Contact(s): Randy Grant, Planning and Development Services Director, 480-312-2664, rgrant@scottsdaleaz.gov

8. Sierra Highlands Final Plat (9-PP-2014)

Request: Approve a 25-lot final plat for the Sierra Highlands residential subdivision on 40 acres, located at the northeast corner of the N. 84th Street alignment and E. Black Mountain Road.

Location: 8500 E. Black Mountain Road

Staff Contact(s): Randy Grant, Planning and Development Services Director, 480-312-2664, rgrant@scottsdaleaz.gov

9. Neighborhood Enhancement Partnership Program Applications

Request: Approve the following two Neighborhood Enhancement Partnership Program applications, as recommended by the Neighborhood Advisory Commission:

1. Four Seasons Condominium Association, located at 68th Street and 4th Street, for landscape improvements, requesting funds in the amount of \$8,745, with a total project cost of \$17,745.
2. Oasis Park, located at 6700 E. Thomas Road, for repair and repainting of existing front block wall, requesting funds in the amount of \$9,044, with a total project cost of \$18,089.

Staff Contact(s): Randy Grant, Planning and Development Services Director, 480-312-2664, rgrant@scottsdaleaz.gov

10. Drainage and Flood Control Easement

Request: Adopt **Resolution No. 9998** authorizing the acceptance of a drainage and flood control easement to construct drainage improvements.

Location: 8701 E. Hartford Drive

Staff Contact(s): Daniel Worth, Public Works Executive Director, 480-312-5555, dworth@scottsdaleaz.gov

11. Dirt Road Paving Construction Bid Award

Item 11 was moved to the Regular agenda at the request of Councilwoman Littlefield (see Page 6).

12. Capital Improvement and Facilities Projects On-Call Structural Engineering Services Contracts

Request: Adopt **Resolution No. 9982** authorizing the following on-call structural engineering service modifications for capital improvement and facilities projects for the second year option:

1. Contract No. 2014-001-COS-A1 with Caruso Turley Scott, Inc.
2. Contract No. 2014-002-COS-A1 with Gannett Fleming, Inc.

Staff Contact(s): Daniel Worth, Public Works Executive Director, 480-312-5555, dworth@scottsdaleaz.gov

- 13. Capital Improvement Projects On-Call Surveying Services Contracts**
Request: Adopt **Resolution No. 9997** authorizing the following on-call engineering services contracts, in an amount not to exceed \$1,000,000 per term, for surveying services:
1. Contract No. 2015-006-COS with ESP Group, Inc.
2. Contract No. 2015-007-COS with AZTEC Engineering Group, Inc.
Staff Contact(s): Daniel Worth, Public Works Executive Director, 480-312-5555, dworth@scottsdaleaz.gov
- 14. Hydrogen Sulfide Mitigation Construction Phase Services Contract**
Request: Adopt **Resolution No. 9993** authorizing CM@Risk Contract No. 2015-001-COS with Archer Western Construction, LLC, in the amount of \$3,591,593, for construction phase services for hydrogen sulfide mitigation at five pumpback sewer stations.
Staff Contact(s): Daniel Worth, Public Works Executive Director, 480-312-5555, dworth@scottsdaleaz.gov
- 15. Site 71 Well and Booster Pump Station Construction Phase Services Contract**
Request: Adopt **Resolution No. 10000** authorizing CM@Risk Contract No. 2015-010-COS with MGC Contractors, Inc., in the amount of \$2,386,970, for booster pump station improvements at Site 71 Well and Booster Pump Station.
Location: 7661 E. Thomas Road
Staff Contact(s): Daniel Worth, Public Works Executive Director, 480-312-5555, dworth@scottsdaleaz.gov
- 16. Land Use License Agreement**
Request: Adopt **Resolution No. 9994** authorizing Multi-Use Trail and Drainage Improvements Land Use License No. 2015-002-COS with the Central Arizona Water Conservation District for multi-use trail and drainage improvements along the Central Arizona Project (CAP) canal.
Location: South side of the CAP canal bank, east of the Pima 101 Freeway and north of Frank Lloyd Wright Boulevard
Staff Contact(s): Daniel Worth, Public Works Executive Director, 480-312-5555, dworth@scottsdaleaz.gov
- 17. Scottsdale Arabian Horse Show WestWorld Event Agreement**
- Item 17 was moved to the Regular Agenda at the request of Councilman Smith (see Page 6).
- 18. Cable Television License Agreement**
Request: Adopt **Resolution No. 10003** authorizing Cable Television License Agreement No. 2015-017-COS with Qwest Broadband Services, Inc., dba CenturyLink.
Staff Contact(s): Brad Hartig, Chief Information Officer, 480-312-7615, bhartig@scottsdaleaz.gov
- 19. Occupational Medical Treatment and Employment-Related Medical Testing Contract**
Request: Adopt **Resolution No. 10008** authorizing Contract No. 2015-020-COS with Scottsdale Lincoln Health Network to provide non-emergency medical treatment for work-related injuries, employment-related medical testing, and physical examinations.
Staff Contact(s): Katherine Callaway, Risk Management Director, 480-312-7841, kcallaway@scottsdaleaz.gov

20. Harquahala Valley Land Purchase

Request: Adopt **Resolution No. 9906** authorizing Purchase Agreement No. 2014-167-COS with Vidler Water Company, Inc., and Scottsdale National Golf Club, LLC, for the purchase of land in the Harquahala Valley to provide a long-term supply of groundwater for a new proposed golf course as part of the Irrigation Water Distribution System.

Staff Contact(s): Brian Biesemeyer, Water Resources Director, 480-312-5683, bbiesemeyer@scottsdaleaz.gov

21. In Re Payment Card Interchange Fee & Merchant Discount Antitrust Litigation – Opt Out Cases Settlement

Request: Adopt **Resolution No. 9979** authorizing settlement of the City's claims in the case of *In Re Payment Card Interchange Fee & Merchant Discount Antitrust Litigation – Opt Out Cases* in an amount between \$50,000 and \$100,000, subject to the City Attorney's future approval of the settlement agreement's form and terms, currently pending in the Eastern District of New York, Case No. 14-MD-01720.

Staff Contact(s): Bruce Washburn, City Attorney, 480-312-2405, bwashburn@scottsdaleaz.gov

22. Fiscal Year 2014/15 Capital Improvement Plan Budget Adjustments

Request: Adopt **Resolution No. 9992** authorizing FY 2014/15 capital improvement plan budget adjustments.

Staff Contact(s): Derek Earle, City Engineer, 480-312-2776, dearle@scottsdaleaz.gov

23. Monthly Financial Report

Request: Accept the FY 2014/15 Monthly Financial Report as of October 2014.

Staff Contact(s): Judy Doyle, Budget Director, 480-312-2603, jdoyle@scottsdaleaz.gov

MOTION AND VOTE – CONSENT AGENDA

Vice Mayor Phillips made a motion to approve Consent items 1 through 23, absent items 3, 11, and 17, which were moved to the Regular Agenda. Councilwoman Klapp seconded the motion, which carried 7/0.

REGULAR AGENDA

3. Harkins Camelview at Fashion Square Liquor License (134-LL-2014)

Request: Consider forwarding a recommendation of approval to the Arizona Department of Liquor Licenses and Control for a person and location transfer of a Series 6 (bar) State liquor license for a new location and owner.

Location: 7014 E. Camelback Road, Suite 3A

Staff Contact(s): Tim Curtis, Current Planning Director, 480-312-4210, tcurtis@scottsdaleaz.gov

MOTION AND VOTE – ITEM 3

Councilwoman Milhaven made a motion to forward a recommendation of approval to the Arizona Department of Liquor Licenses and Control for a person and location transfer of a Series 6 (bar) State liquor license. Councilwoman Littlefield seconded the motion, which carried 6/1, with Councilman Smith dissenting.

11. Dirt Road Paving Construction Bid Award

Request: Adopt **Resolution No. 9975** authorizing Construction Bid Award No. 14PB040 to Sunland Inc. Asphalt and Sealcoating, the lowest responsive bidder, at the unit price of \$954,459 for paving the follow three dirt roads:

1. Via Dona Road, Scottsdale to Hayden Road
2. Hayden Road, Dynamite to Via Dona Road
3. Pinnacle Vista Drive, 64th to 69th Street

Staff Contact(s): Daniel Worth, Public Works Executive Director, 480-312-5555, dworth@scottsdaleaz.gov

Public Works Executive Director Daniel Worth gave a presentation on the proposed construction bid awards.

MOTION AND VOTE – ITEM 11

Councilwoman Littlefield made a motion to adopt Resolution No. 9975 authorizing Construction Bid Award No. 14PB040 to Sunland Inc. Asphalt and Sealcoating. Councilwoman Milhaven seconded the motion, which carried 7/0.

17. Scottsdale Arabian Horse Show WestWorld Event Agreement

Request: Adopt **Resolution No. 9895** authorizing Contract No. 2015-012-COS with the Arabian Horse Association of Arizona to produce the Scottsdale Arabian Horse Show in February and two additional horse shows in October and November at the WestWorld facility for the next 20 years.

Staff Contact(s): Paul Katsenes, Tourism and Events Director, 480-312-2890, pkatsenes@scottsdaleaz.gov

Tourism and Events Director Paul Katsenes gave a presentation on the proposed 20-year contact with the Arabian Horse Association of Arizona.

Mayor Lane opened public testimony.

The following individuals spoke in support of the contract:

- Janice McCrea Wight
- Susan Shea
- Taryl O'Shea

Mayor Lane closed public testimony.

MOTION AND VOTE – ITEM 17

Vice Mayor Phillips made a motion to adopt Resolution No. 9895 authorizing Contract No. 2015-012-COS with the Arabian Horse Association of Arizona. Councilwoman Klapp seconded the motion, which carried 5/2, with Councilmembers Milhaven and Smith dissenting.

24. Civic Center Mall Improvements

Request: Adopt **Resolution No. 9983** to authorize:

1. A FY 2014/15 General Fund Capital Contingency budget appropriation transfer, in the amount of \$300,000, to a newly created capital project titled Civic Center Mall Improvements to be funded by the Tourism Development Fund carryover funds for a design review plan.
2. Reserving debt service, not to exceed \$600,000 annually for 20 years, from the Tourism Development Fund.
3. Initiation of a Municipal Use Master Site Plan (MUMSP) amendment to the existing MUMSP for the Civic Center Mall on 60± acres of City-owned property generally located between E. 1st Street to the north, E. Osborn Road to the south, N. 75th Street to the east, and N. Brown Road to the west.

Presenter(s): Steve Geiogamah, Tourism Development Manager; Derek Earle, City Engineer

Staff Contact(s): Paul Katsenes, Tourism and Events Director, 480-312-2890, pkatsenes@scottsdaleaz.gov

Tourism Development Manager Steve Geiogamah and City Engineer Derek Earle gave a PowerPoint presentation (attached) on the funding and project scope for the proposed Civic Center Mall improvements.

Mayor Lane opened public testimony.

Tom Frenkel, Scottsdale citizen, spoke in support of the improvements.

Mayor Lane closed public testimony.

MOTION NO. 1 – ITEM 24

Councilman Smith made a motion to adopt Resolution No. 9983 to authorize a FY 2014/15 General Fund Capital Contingency budget appropriation transfer, in the amount of \$300,000, to a newly created capital project titled Civic Center Mall Improvements to be funded by the Tourism Development Fund carryover funds for a design review plan, and the initiation of a Municipal Use Master Site Plan (MUMSP) amendment to the existing MUMSP for the Civic Center Mall. The motion died for lack of a second.

MOTION NO. 2 AND VOTE – ITEM 24

Vice Mayor Phillips made a motion to not adopt Resolution No. 9983. Councilwoman Littlefield seconded the motion, which carried 7/0.

25. Define Capital and Operating Budget Parameters for Proposed Fiscal Year 2015/16

Requests: Presentation by Public Works Executive Director Dan Worth defining capital budget parameters in the development of the City's Fiscal Year 2015/16 budget.

1. Presentation by City Manager Fritz Behring defining operating budget parameters in the development of the City's Fiscal Year 2015/16 budget.
2. Provide possible direction to staff regarding the City's proposed Fiscal Year 2015/16 Capital and Operating Budget.

Presenter(s): Dan Worth, Public Works Executive Director; Fritz Behring, City Manager

Staff Contact(s): Judy Doyle, Budget Director, 480-312-2603, jdoyle@scottsdaleaz.gov

Public Works Director Dan Worth gave a presentation (attached) on the CIP parameters and Budget Director Judy Doyle gave a presentation (attached) on the operating parameters for the Fiscal Year 2015/16 budget.

- Councilmembers expressed interest in having further discussion on a bond program, capital needs, and sales tax on food.
- There did not appear to be support for taking the two percent property tax allowance for Fiscal Year 2015/16; however, two Councilmembers indicated they may be open to further discussion on the issue. A majority of the Council did not support taking the two percent property tax allowance for the previous four fiscal years.
- There appeared to be support for including funding in the Fiscal Year 2015/15 budget for 3% pay for performance, property tax tort recovery, and increasing the CIP contributions if funds are available.
- The Council expressed no interest in a sales tax increase.

26. Monthly Financial Update

Request: Receive, discuss, and provide possible direction on the City Treasurer's monthly financial presentation as of November and December 2014.

Presenter(s): Jeff Nichols, City Treasurer

Staff Contact(s): Judy Doyle, Budget Director, 480-312-2603, jdoyle@scottsdaleaz.gov

City Treasurer Jeff Nichols gave a PowerPoint presentation (attached) on the City's financial status as of December 2014.

PUBLIC COMMENT

- Wendy Springborn reported on the upcoming Parada del Sol and associated activities.
- Nohl Rosen, representing Rally for Law Enforcement, invited the Council and public to attend the rally to support Scottsdale police officers on January 17.

CITIZEN PETITIONS

18. Receipt of Citizen Petitions – None

Request: Accept and acknowledge receipt of citizen petitions. Any member of the Council may make a motion, to be voted on by the Council, to: (1) Direct the City Manager to agendize the petition for further discussion; (2) direct the City Manager to investigate the matter and prepare a written response to the Council, with a copy to the petitioner; or (3) take no action.

Staff Contact(s): Carolyn Jagger, City Clerk, 480-312-2411, cjagger@scottsdaleaz.gov

No citizen petitions were received.

MAYOR AND COUNCIL ITEMS – None

ADJOURNMENT

The Regular City Council Meeting adjourned at 8:50 P.M.

SUBMITTED BY:



Carolyn Jagger
City Clerk

Officially approved by the City Council on February 3, 2015

C E R T I F I C A T E

I hereby certify that the foregoing Minutes are a true and correct copy of the Minutes of the Regular Meeting of the City Council of Scottsdale, Arizona held on the 13th day of January 2015.

I further certify that the meeting was duly called and held, and that a quorum was present.

DATED this 3rd day of February 2015.



Carolyn Jagger, City Clerk

Civic Center Mall Project

**City Council
January 13, 2015**

Requested Action

- Adopt Resolution No. 9983 authorizing an adopted FY 2014/15 General Fund Capital Contingency budget appropriation transfer of \$300,000 to a newly created capital project to be titled Civic Center Mall Improvements to be funded by the Tourism Development Fund carryover funds for a design review plan
- Additionally, authorize reserving debt service not to exceed \$600,000 annually for 20 years from the Tourism Development Fund beginning if and when the Civic Center Mall Improvements project proceeds and the debt is issued; and,
- Authorize initiation of a Municipal Use Master Site Plan (MUMSP), for the purpose of amending the existing MUMSP for the Scottsdale Civic Center Mall at 3939 North Drinkwater Boulevard on 60 +/- acres of City owned properties located generally between East 1st street to the north, East Osborn Road to the South, North 75th Street to the east, and North Brown Road to the west.

Civic Center Mall Project

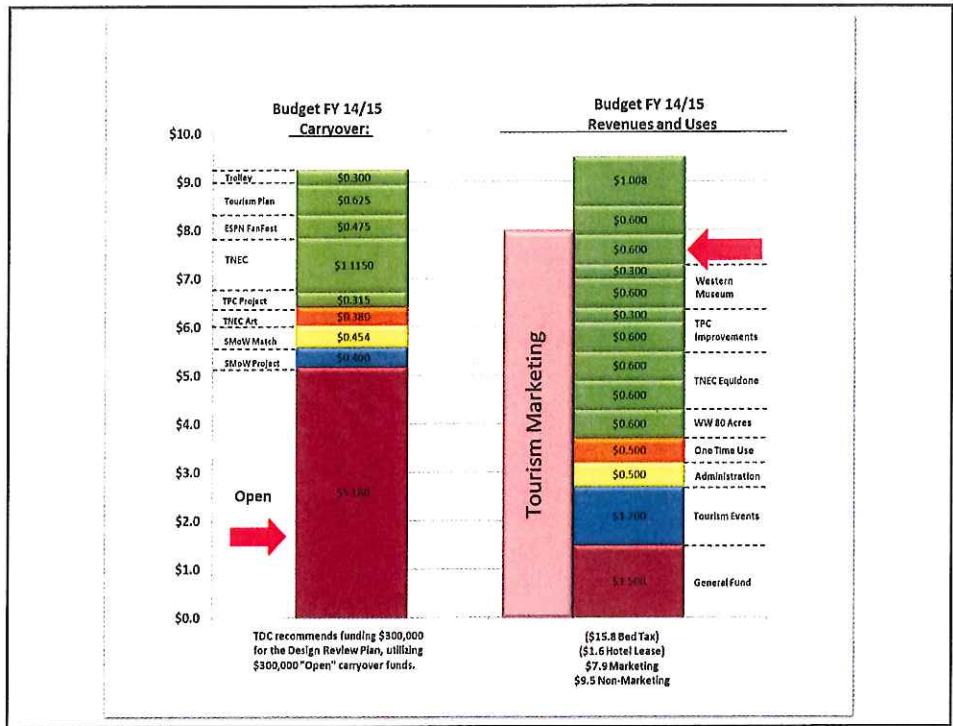
Project Goals:

- Create a center for community activity
- Create an event ready venue that will allow the destination to be competitive in attracting large scale tourism driven events.
- Enhance the mall infrastructure
- Holistic partnership approach that includes input from stakeholders, end users, and the community

Civic Center Mall Project

Possible upgrades to the mall include:



- Staging and equipment
- Increased storage facilities
- Landscaping alternatives to minimize maintenance
- Event signage and way-finding
- Enhanced lighting and power sources
- Infrastructure improvements





Civic Center Mall Project

Civic Center Mall history

- Originally indicated in a 1966 master plan of the area prepared by Bennie Gonzales
- City Hall (Kiva) and Library built in 1968
- Initial development of area west of Drinkwater in mid-1970's
- Drinkwater Underpass constructed 1986
- Additional renovation in late 1990's





Civic Center Mall Project

Master Planning (12 – 14 months):

- Negotiate and execute a planning contract
- Community outreach and concept design
- Assess infrastructure condition
- Concept plan refinement and Design Concept Report
- Prepare draft capital budget
- Municipal Use Master Site Plan (will be reviewed and acted on by Council)

Civic Center Mall Project

Next Steps after Master Planning:

- Create new capital project (to be approved by Council)
- Prepare final design plans
- Project bidding
- Construction phase
- Final completion: 26 to 30 months from today

Requested Action

- Adopt Resolution No. 9983 authorizing an adopted FY 2014/15 General Fund Capital Contingency budget appropriation transfer of \$300,000 to a newly created capital project to be titled Civic Center Mall Improvements to be funded by the Tourism Development Fund carryover funds for a design review plan
- Additionally, authorize reserving debt service not to exceed \$600,000 annually for 20 years from the Tourism Development Fund beginning if and when the Civic Center Mall Improvements project proceeds and the debt is issued; and,
- Authorize initiation of a Municipal Use Master Site Plan (MUMSP), for the purpose of amending the existing MUMSP for the Scottsdale Civic Center Mall at 3939 North Drinkwater Boulevard on 60 +/- acres of City owned properties located generally between East 1st street to the north, East Osborn Road to the South, North 75th Street to the east, and North Brown Road to the west.

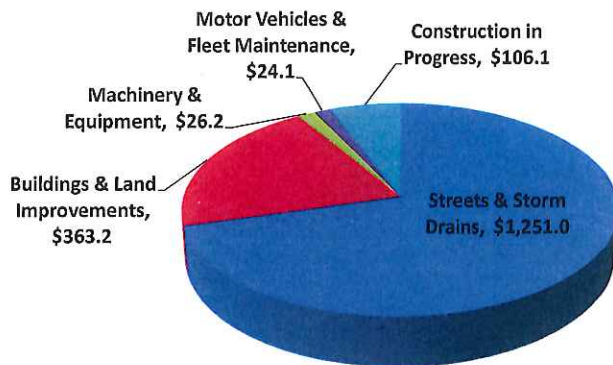
Item 25

Dan Worth
Presentation

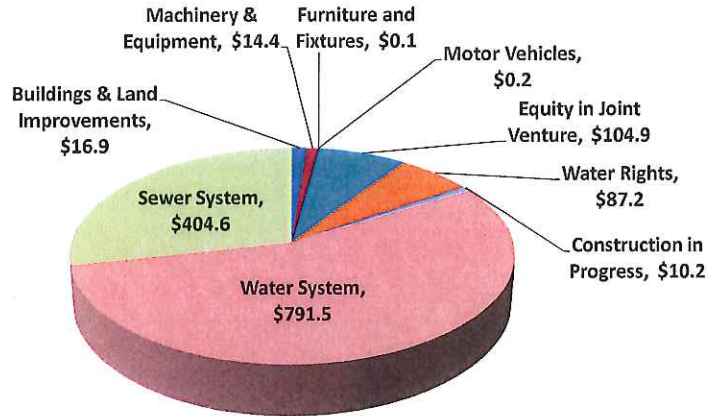
FY 2015/16 City Council Input to Define CIP Budget Parameters

City Council
January 13, 2015

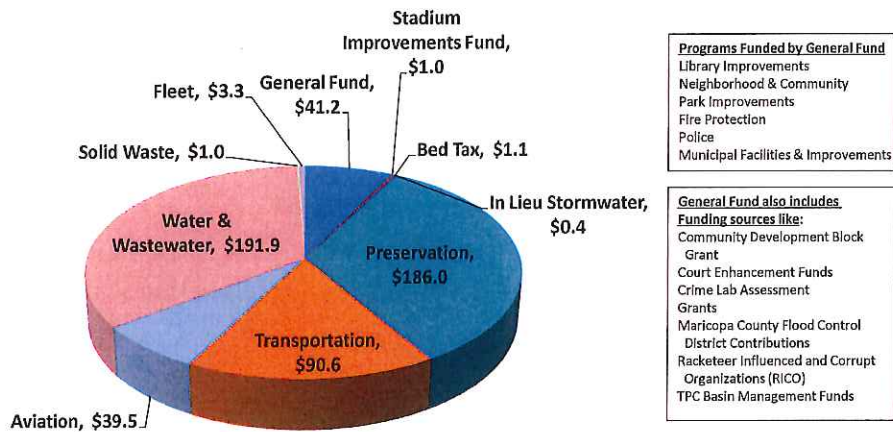
FY 2013/14 - Net Capital Assets by Type - Government \$1,770.6 (in millions)



FY 2013/14 – Net Capital Assets by Type – Enterprise \$1,430.0 (in millions)



FY 2015/16 Preliminary CIP Budget by Fund \$556.0 (in millions)



*Excludes Capital & Grant Contingency estimated at \$13.4 million

Current General Fund CIP

Starting FY 2014/15 GF CIP Cash Balance	\$34.4 million
Major anticipated expenditures:	
Indian Bend Wash Lakes Phase I	\$3.2
Facilities Repair & Maintenance	\$2.3
Granite Reef Watershed	\$2.0
Public Safety Radio System Phase I	\$1.5
IT - Server Infrastructure	\$1.1
Ballfield Lighting System Replacement Phase I	\$0.9
Police Portable and Vehicle Radio Replacement	\$0.8
Relocate and Build Fire Station 613	\$0.7
Desert Foothills Fire Station	\$0.6
Tony Nelssen Equestrian Center Expansion	\$0.6
Skysong	\$0.5
IT - Network Infrastructure	\$0.5
Scottsdale Stadium Improvements	\$0.5
WestWorld Paving & Show Office	\$0.4
All Others:	\$2.0
Ending FY 2014/15 GF CIP Cash Balance	\$16.8 million

Current General Fund CIP

	FY 2015/16	FY 2016/17	FY 2017/18	FY 2018/19	FY 2019/20
	Budget	New	New	New	New
Granite Reef Watershed Drainage	\$ 5.0	\$ -	\$ -	\$ -	\$ -
Relocate & Build FS 613	\$ -	\$ 5.0	\$ -	\$ -	\$ -
Fire Radio Replacements	\$ -	\$ 1.3	\$ 0.1	\$ 0.1	\$ -
Crossroads East Drainage	\$ 1.7	\$ 6.1	\$ 6.1	\$ -	\$ -
Neighborhood Stormwater Management	\$ -	\$ 0.5	\$ 0.5	\$ 0.5	\$ -
Stadium Infrastructure Improvements	\$ 0.1	\$ 0.1	\$ 0.1	\$ 0.1	\$ -
Facilities Repair & Maintenance	\$ 2.0	\$ 1.5	\$ 1.9	\$ 1.8	\$ -
Public Safety Radio System Phase I	\$ 1.6	\$ -	\$ -	\$ -	\$ -
Various IT Projects	\$ 0.6	\$ -	\$ -	\$ -	\$ -
Crime Lab Equipment Replacement	\$ 0.1	\$ 0.2	\$ 0.2	\$ 0.3	\$ -
CityCable A/V Equipment Replacements	\$ 0.2	\$ -	\$ 0.2	\$ 0.1	\$ -
Police Portable/Vehicle Radio Replacement	\$ 0.5	\$ 0.1	\$ 1.1	\$ 1.1	\$ -
IT-Network Infrastructure	\$ 0.4	\$ 0.3	\$ 0.3	\$ 0.4	\$ -
IT-Server Infrastructure	\$ 1.2	\$ 0.6	\$ 0.3	\$ 1.7	\$ -
Total	\$ 13.4	\$ 15.7	\$ 10.8	\$ 6.1	\$ -
Anticipated GF CIP Beginning Cash Balance	\$ 16.8				
GF Transfer from Operating	\$ 2.0	\$ 2.0	\$ 2.1	\$ 2.1	\$ 2.1
GF Transfer of Unreserved Fund Balance	\$ 3.0	?	?	?	?

Current General Fund CIP

Issues:

- Cash balance insufficient to fund all existing projects
- Drainage projects will carry forward
- Cash flowing in from 25% of construction sales tax is insufficient to meet recurring annual capital needs for existing infrastructure

CIP

- **Bond Program** **Yes No**

If so, when?

- **Desire to increase annual General Fund Transfer from 25% construction sales tax?**

Yes No

General Fund CIP New Requests

Timeline for Review

- December 8 and 9 – Construction and Technology Review Groups
- December 15 – CIP Advisory Group
- December 22 – Presented Recommendations to City Manager
- January – February – City Manager presents recommendation to City Council

Current Transportation Fund CIP

Starting FY 2014/15 Transportation Sales Tax CIP Cash Balance	\$37.7 million
Major anticipated expenditures:	
Pavement Overlay Program	\$3.4
Intersection Mobility Enhancements	\$1.9
Trail Improvement Program	\$1.3
Traffic Management Program - ITS	\$1.1
Bikeways Program	\$0.9
North Canal Bank Improvements - Marshall Way to Goldwater	\$0.8
Arizona Canal Path - Chaparral to McDonald IBW	\$0.8
Thomas Road Bicycle Lanes and Enhanced Sidewalks	\$0.7
Neighborhood Traffic Management Program	\$0.7
Pima Road: Via Linda to Via de Ventura	\$0.6
Sidewalk Improvements	\$0.6
ITS/Signal System Upgrade	\$0.6
Chaparral Road Traffic Calming, Sewer & Drainage Improvements - Scottsdale Road to 69th Place	\$0.5
All Others:	\$2.5
Ending FY 2014/15 Transportation Sales Tax CIP Cash Balance	\$21.3 million

Current Transportation Fund CIP

	FY 2015/16	FY 2016/17	FY 2017/18	FY 2018/19	FY 2019/20
	Budget	New	New	New	New
Scottsdale Road-Thompson Peak to Pinnacle Peak	\$ 1.2	\$ -	\$ -	\$ -	\$ -
Frank Lloyd Wright - Scottsdale Road to Shea	\$ 0.1	\$ -	\$ -	\$ -	\$ -
Pima Road - McDowell to 90th	\$ 3.5	\$ -	\$ -	\$ -	\$ -
Northsight Boulevard Extension	\$ 1.3	\$ -	\$ -	\$ -	\$ -
Arizona Canal Path - Chaparral to McDonald to IBW	\$ 1.1	\$ -	\$ -	\$ -	\$ -
Mustang Park & Ride	\$ 0.8	\$ -	\$ -	\$ -	\$ -
Hayden Road/Chaparral Intersection Improvements	\$ 0.6	\$ -	\$ -	\$ -	\$ -
Raintree Drive Extension - Thunderbird to Hayden	\$ 5.9	\$ -	\$ -	\$ -	\$ -
ITS/Signal Systems Upgrade	\$ 0.5	\$ -	\$ -	\$ -	\$ -
Southbound Loop 101 Frontage Rd Connections	\$ 1.2	\$ -	\$ -	\$ -	\$ -
124th & 128th Street - Street Intersection and Multi-Use Path Imp	\$ 0.5	\$ -	\$ -	\$ -	\$ -
Raintree/Redfield: Scottsdale to Hayden	\$ 1.5	\$ -	\$ -	\$ -	\$ -
Replace Drainage Grates	\$ 0.2	\$ 0.2	\$ 0.2	\$ 0.2	\$ -
Transit Vehicle Refurbishment	\$ 0.1	\$ -	\$ -	\$ -	\$ -
Hayden/Thomas Safety Improvements	\$ 2.6	\$ -	\$ -	\$ -	\$ -
Chaparral Rd Traffic Calming, Sewer & Drainage Imp- Scottsdale Rd to 69th	\$ 0.1	\$ -	\$ -	\$ -	\$ -
Crosscut Canal Bridge and Path	\$ 0.2	\$ -	\$ -	\$ -	\$ -
Highway Advisory Radio System	\$ 0.1	\$ -	\$ -	\$ -	\$ -
Shea Underpass Access to 124th Street	\$ 0.1	\$ -	\$ -	\$ -	\$ -
Pima Road - Pinnacle Peak to Happy Valley	\$ -	\$ -	\$ 1.0	\$ 1.3	\$ -
Advanced Traffic Signal Control Cabinets Phase I	\$ 0.1	\$ -	\$ -	\$ -	\$ -
Westworld Trail Connections	\$ 0.6	\$ 0.2	\$ -	\$ -	\$ -
Raintree/Loop 101 Interchange	\$ -	\$ 0.3	\$ 0.1	\$ 0.9	\$ -
Raintree Drive Extension: Hayden Road to Loop 101	\$ 0.3	\$ 0.4	\$ 2.0	\$ -	\$ -
Trail Improvement Program	\$ 0.5	\$ 0.5	\$ 0.5	\$ 0.5	\$ -
Intersection Mobility Enhancement	\$ 1.5	\$ 1.5	\$ 1.5	\$ 1.5	\$ -
Sidewalk Improvements	\$ 0.4	\$ 0.4	\$ 0.4	\$ 0.4	\$ -
Neighborhood Traffic Management	\$ 0.3	\$ 0.3	\$ 0.3	\$ 0.3	\$ -
Traffic Management Program - ITS	\$ 0.5	\$ 0.5	\$ 0.5	\$ 0.5	\$ -
Traffic Signal Construction	\$ 0.3	\$ 0.3	\$ 0.3	\$ 0.3	\$ -
Bikeways Program	\$ 0.9	\$ 0.6	\$ 0.6	\$ 0.6	\$ -
Pavement Overlay Program	\$ 3.3	\$ 3.3	\$ 3.3	\$ 3.3	\$ -
Total	\$ 30.3	\$ 8.5	\$ 10.7	\$ 9.8	\$ -
Anticipated Transportation Sales Tax CIP Beginning Cash Balance	\$ 21.3				
Transportation Sales Tax Transfer from Operating	\$ 9.3	\$ 9.6	\$ 9.9	\$ 10.2	\$ 10.2

Current Transportation Fund CIP

Issues:

- Growing need of investment for existing street infrastructure.

Other Funding Sources

General Fund

- Racketeer Influenced and Corrupt Organizations (RICO)
- Maricopa County Flood Control District (MCFCD)
- Salt River Pima-Maricopa Indian Community (SRPMIC)
- Court Enhancement Funds (CEF)

Transportation Fund

- Prop 400 Regional Sales Tax
- Federal Grants

Item 25

Judy Doyle
Presentation

**FY 2015/16
City Council Input to
Define Operating Budget Parameters**


City Council
January 13, 2015

**FY 2015/16 - Revenues
City Council Policy Decisions**

1) Local Sales Tax

2) Property Tax

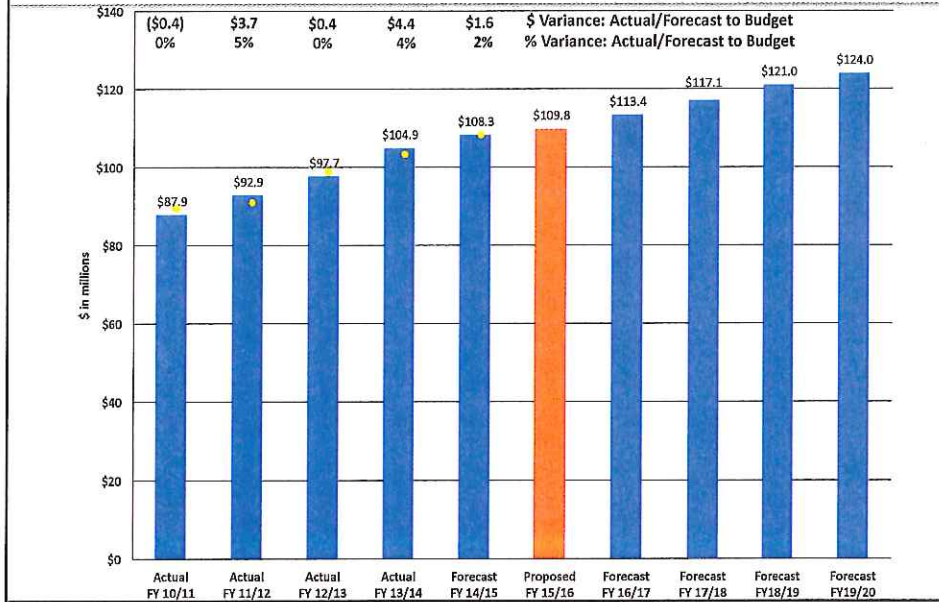
1.1% Local Sales Tax FY 2014/15 General Fund Sources (\$254.4M)



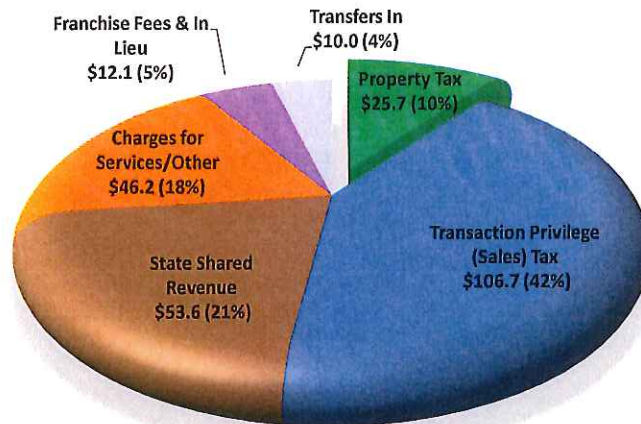
1.1% Local Sales Tax

Adopted FY 14/15	Forecast FY 14/15	Source	Proposed FY 15/16			Forecast FY 16/17 Amt	Forecast FY 17/18 Amt	Forecast FY 18/19 Amt	Forecast FY 19/20 Amt
			\$ Amt	\$ Chng Fav/(Unfav) vs. Adopted	% Chng Fav/(Unfav) vs. Adopted				
<u>Consumer Spending:</u>									
\$18.1	\$18.5	Small retail stores	\$19.4	\$1.3	7.4%	\$20.4	\$21.4	\$22.5	\$23.2
10.5	10.5	Large retail stores	10.9	0.4	3.6%	11.1	11.4	11.6	11.8
8.6	8.4	Misc goods & services	8.7	0.2	2.0%	8.9	9.1	9.3	9.6
7.5	7.4	Grocery & convenience	7.6	0.1	1.7%	7.7	7.9	8.1	8.2
14.2	14.7	Auto sales & maint.	15.4	1.2	8.6%	16.2	17.0	17.9	18.2
<u>Tourism/Entertainment:</u>									
5.7	5.7	Hotel & misc sales	6.0	0.3	4.7%	6.3	6.6	6.9	7.2
9.7	10.0	Restaurants & bars	10.4	0.8	8.2%	10.9	11.3	11.8	12.0
<u>Business:</u>									
11.2	11.8	Construction	9.5	(1.7)	(15.0%)	9.6	9.7	9.8	10.3
14.2	14.1	Rental	14.5	0.4	2.6%	15.0	15.4	15.9	16.0
4.8	4.9	Utilities	4.9	0.1	2.9%	4.9	5.0	5.0	5.0
2.3	2.2	License, Penalty & Int	2.3	0.0	0.0%	2.3	2.4	2.4	2.4
\$106.7	\$108.3	Total 1.1% Sales Tax	\$109.8	\$3.1	2.9%	\$113.4	\$117.1	\$121.0	\$124.0

1.1% Local Sales Tax General Fund 10 Year History/Forecast



Property Tax FY 2014/15 General Fund Sources (\$254.4M)



Property Tax – Primary*

Approved FY 14/15	Revenue	Proposed FY 15/16			Forecast	Forecast	Forecast	Forecast
		Amt	\$ Chng Fav/(Unfav)	% Chng Fav/(Unfav)	FY 16/17 Amt	FY 17/18 Amt	FY 18/19 Amt	FY 19/20 Amt
<u>Property Tax -- Primary:</u>								
\$25.5	Prior Year Base	\$25.7	\$0.2	0.8%	\$26.0	\$26.3	\$26.6	\$26.9
0.2	New Construction	0.3	0.1	50.0%	0.3	0.3	0.3	0.3
\$25.7	<i>Subtotal</i>	\$26.0	\$0.3	1.2%	\$26.3	\$26.6	\$26.9	\$27.2
<u>Optional Increases:</u>								
n/a	4 Prior Years: 2% /yr	2.1	2.1	nm	2.6	3.2	3.8	4.4
-	Current Year: 2%	0.5	0.5	nm	0.6	0.6	0.6	0.6
2.1	Tort Recovery (Risk Fund)	1.4	(0.7)	(33.3)%	1.0	0.3	0.3	0.3
\$27.8	<i>Total</i>	\$30.0	\$2.2	7.9%	\$30.5	\$30.7	\$31.6	\$32.5

* Secondary Property Taxes are assessed annually in amounts necessary to service outstanding G.O. Debt.

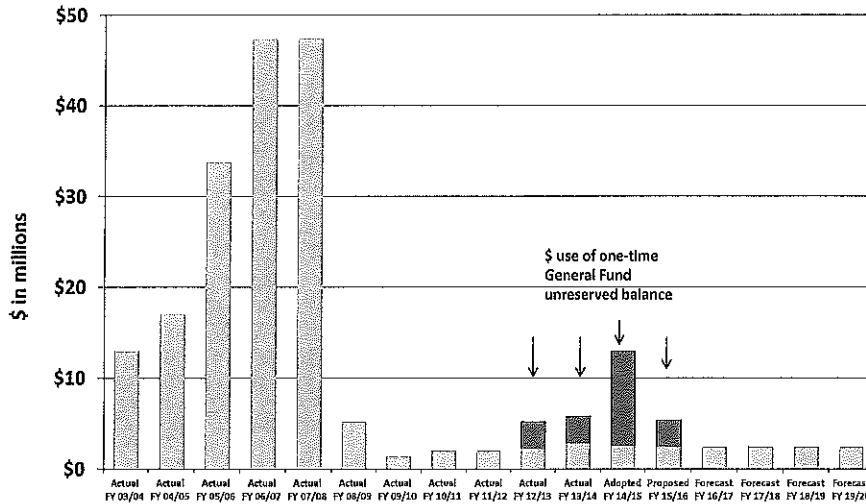
FY 2015/16 - Expenditures City Council Policy Decisions

1) Salary Adjustments

Programmed 3% Pay for Performance

2) CIP Contribution

Contribution to CIP



Note: FY 2016/17 – FY 19/20 reflect the minimum contribution of 25% of construction local sales tax. Forecast contributions to CIP may be greater in years when General Fund operating surpluses develop additional transfers to the CIP fund in accordance with adopted Financial Policy #17.

FY 2015/16 – Things to Consider Key General Fund Cost Drivers

- **Public Safety Personnel Retirement System (PSPRS): \$2.4 million increase**
- **Internal Service Charges: \$1.3 million increase**
- **Healthcare: \$1.1 million increase**
- **Police Compensation:**
Scheduled for continued discussion with Council on February 10, 2015.
- **Fire Staffing**

**FY 2015/16 – Revenues
City Council Policy Decisions**

1) Local Sales Tax Increase?	Yes	No
2) Property Tax 2% Allowance?		
FY 2015/16	Yes	No
Previous 4 fiscal years	Yes	No
3) Property Tax Tort Recovery	Yes	No

**FY 2015/16 – Expenditures
City Council Policy Decisions**

1) Salary Adjustments	Yes	No
<i>Programmed 3% Pay for Performance</i>		
2) CIP Contribution	Yes	No

Monthly Financial Update

As of December 31, 2014

City Council
January 13, 2015
Prepared by: City Treasurer

General Fund Operating Sources December 2014: Fiscal Year to Date

(in millions: rounding differences may occur)

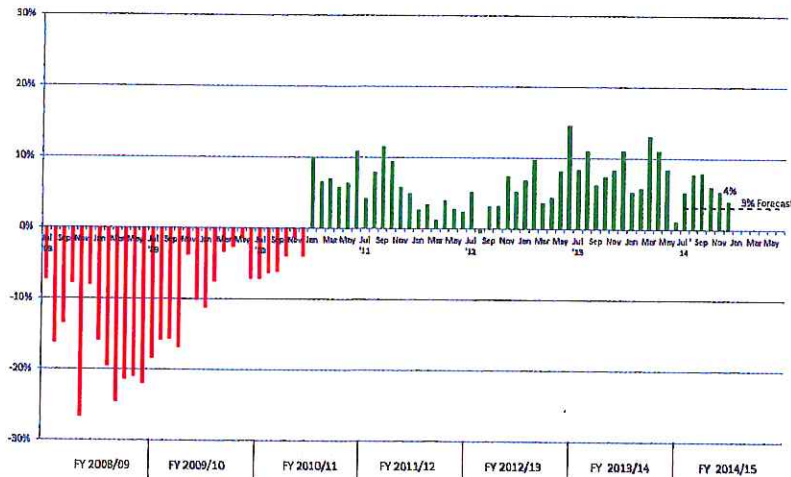
Sources Category	FY 12/13	FY 13/14	FY 14/15	FY 14/15	Actual vs. Budget	
	Actual	Actual	Actual	Budget	Fav/(Unf)	%
Sales Tax: 1.0% General Purpose	\$40.4	\$43.7	\$46.3	\$45.3	\$0.9	2%
0.1% Public Safety	3.9	4.2	4.5	4.4	0.1	2%
State Shared: Sales Tax	8.4	9.0	9.4	9.3	-	-
Income Tax	11.1	12.1	13.2	13.2	-	-
Auto Lieu Tax	3.2	3.5	4.0	3.4	0.6	17%
Property Taxes (Primary)	13.5	13.7	12.9	13.9	(1.0)	(7%)
Franchise Fees/In-Lieu Tax	5.6	5.6	5.4	5.6	(0.2)	(4%)
Other: Licenses, Permits & Fees	3.2	3.5	3.9	3.2	0.8	24%
Fines & Forfeitures	3.3	3.1	3.6	3.5	0.1	3%
Miscellaneous	3.0	3.1	3.5	6.0	(2.5)	(42%)
Building Permits	5.6	7.9	7.9	5.6	2.4	42%
Interest Earnings	0.6	0.9	0.2	0.3	(0.1)	(33%)
Indirect Cost Allocations	3.5	3.3	3.2	3.2	-	-
Transfers In	5.1	3.9	5.3	5.2	0.1	2%
Total Operating Sources	\$110.4	\$117.5	\$123.3	\$122.1	\$1.1	1%

General Fund Operating Sources: Sales Tax December 2014: Fiscal Year to Date

(in millions: rounding differences may occur)

1.0% Sales Tax Category	FY 12/13	FY 13/14	FY 14/15	FY 14/15	Actual vs. Budget	
	Actual	Actual	Actual	Budget	Fav/(Unf)	%
<u>Consumer Spending:</u>						
Small retail stores	\$6.5	\$7.1	\$7.5	\$7.4	\$ -	-
Large retail stores	4.2	4.3	4.4	4.4	-	-
Misc goods & services	2.6	3.0	3.2	3.1	-	-
Grocery & convenience	2.9	3.0	3.0	3.0	-	-
Auto sales & maintenance	5.1	5.7	6.3	6.2	0.1	2%
<u>Tourism/Entertainment:</u>						
Hotel lodging & misc sales	1.6	1.8	1.9	1.9	-	-
Restaurants & bars	3.4	3.6	4.0	3.8	0.2	4%
<u>Business:</u>						
Construction	4.3	5.3	6.2	5.5	0.7	12%
Rental	6.0	6.1	6.3	6.3	0.1	1%
Utilities	2.4	2.4	2.4	2.4	-	-
Licenses, penalties/interest	1.3	1.3	1.2	1.4	(0.1)	(11%)
Total 1.0% Sales Tax	\$40.4	\$43.7	\$46.3	\$45.3	\$0.9	2%

General Fund Sales Tax: 1.0% General Purpose – Year over Year Change



General Fund Operating Uses: by Category December 2014: Fiscal Year to Date

(in millions: rounding differences may occur)

Category	FY 12/13	FY 13/14	FY 14/15	FY 14/15	Actual vs. Budget	
	Actual	Actual	Actual	Budget	Fav/(Unf)	%
Personnel Services*:						
Salaries & Wages	\$56.7	\$57.4	\$59.8	\$60.2	\$0.4	1%
Overtime	3.2	3.7	3.4	2.8	(0.6)	(21%)
FICA	3.8	3.9	4.0	4.1	-	-
Retirement	7.8	8.5	9.1	9.3	0.2	2%
Health/Dental & Misc	7.4	7.8	7.8	8.0	0.1	2%
<i>Total Personnel Services</i>	<i>\$78.9</i>	<i>\$81.4</i>	<i>\$84.1</i>	<i>\$84.3</i>	<i>\$0.2</i>	<i>0%</i>
Contractual, Commodities, Capital Outlay	27.5	29.4	32.1	32.3	0.2	1%
<i>Total Operating Expenses</i>	<i>\$106.4</i>	<i>\$110.7</i>	<i>\$116.3</i>	<i>\$116.7</i>	<i>\$0.4</i>	<i>0%</i>
Debt Serv. & Contracts	2.7	1.6	1.6	1.6	-	-
Transfers Out	3.0	-	-	-	-	-
<i>Total Operating Uses</i>	<i>\$112.2</i>	<i>\$112.3</i>	<i>\$117.8</i>	<i>\$118.2</i>	<i>\$0.4</i>	<i>0%</i>
*Pay Periods thru December:	13	13	13			

General Fund Operating Uses: by Division December 2014: Fiscal Year to Date

(in millions: rounding differences may occur)

Division	FY 12/13	FY 13/14	FY 14/15	FY 14/15	Actual vs. Budget	
	Actual	Actual	Actual	Budget	Fav/(Unf)	%
Mayor & Council, Charter Officers	\$8.8	\$9.0	\$9.1	\$9.6	\$0.5	5%
Administrative Services	7.5	7.6	7.9	8.2	0.3	4%
Comm. & Econ Development	11.9	12.2	12.5	12.6	-	-
Community Services	16.2	16.4	16.9	17.2	0.3	2%
Public Safety - Fire	14.5	15.5	16.2	16.4	0.2	1%
Public Safety - Police	39.5	41.3	44.7	44.3	(0.5)	(1%)
Public Works	8.1	8.7	8.9	8.4	(0.5)	(6%)
<i>Total Operating Expenses</i>	<i>\$106.4</i>	<i>\$110.7</i>	<i>\$116.3</i>	<i>\$116.7</i>	<i>\$0.4</i>	<i>0%</i>

General Fund Results: Summary December 2014: Fiscal Year to Date

(in millions: rounding differences may occur)

	FY 12/13	FY 13/14	FY 14/15	FY 14/15	Actual vs. Budget	
	Actual	Actual	Actual	Budget	Fav/(Unf)	%
Sources	\$110.4	\$117.5	\$123.3	\$122.1	\$1.1	1%
Uses	112.2	112.3	117.8	118.2	0.4	0%
Change in Fund Balance	(\$1.8)	\$5.2	\$5.5	\$3.9	\$1.5	

General Fund Operating Sources December 2014

(in millions: rounding differences may occur)

Sources Category	FY 12/13	FY 13/14	FY 14/15	FY 14/15	Actual vs. Budget	
	Actual	Actual	Actual	Budget	Fav/(Unf)	%
Sales Tax: 1.0% General Purpose	\$7.9	\$8.7	\$9.1	\$8.8	\$0.3	3%
0.1% Public Safety	0.7	0.8	0.8	0.8	-	-
State Shared: Sales Tax	1.4	1.5	1.5	1.6	-	-
Income Tax	1.9	2.0	2.2	2.2	-	-
Auto Lieu Tax	0.3	0.5	0.9	0.3	0.6	nm
Property Taxes (Primary)	3.1	3.8	1.8	3.2	(1.4)	-44%
Franchise Fees/In-Lieu Tax	0.1	0.1	0.0	0.1	(0.1)	-100%
Other: Licenses, Permits & Fees	0.7	0.8	0.9	0.7	0.2	33%
Fines & Forfeitures	0.5	0.5	0.6	0.6	-	-
Miscellaneous	0.5	0.5	0.3	0.3	-	-
Building Permits	1.1	2.2	1.4	1.0	0.4	43%
Interest Earnings	0.1	0.2	0.0	0.0	-	-
Indirect Cost Allocations	0.6	0.5	0.5	0.5	-	-
Transfers In	0.5	0.5	0.5	0.6	(0.1)	-11%
<i>Total Operating Sources</i>	<i>\$19.3</i>	<i>\$22.8</i>	<i>\$20.6</i>	<i>\$20.9</i>	<i>(\$0.3)</i>	<i>-1%</i>

General Fund Operating Sources: Sales Tax December 2014

(in millions: rounding differences may occur)

1.0% Sales Tax Category	FY 12/13	FY 13/14	FY 14/15	FY 14/15	Actual vs. Budget	
	Actual	Actual	Actual	Budget	Fav/(Unf)	%
<u>Consumer Spending:</u>						
Small retail stores	\$1.2	\$1.5	\$1.5	\$1.5	\$ -	-
Large retail stores	0.8	0.8	0.9	0.9	-	-
Misc goods & services	0.6	0.6	0.6	0.6	0.1	12%
Grocery & convenience	0.5	0.5	0.6	0.6	-	-
Auto sales & maintenance	0.9	1.1	1.1	1.1	-	-
<u>Tourism/Entertainment:</u>						
Hotel lodging & misc sales	0.3	0.4	0.5	0.4	0.1	13%
Restaurants & bars	0.6	0.7	0.8	0.7	0.1	7%
<u>Business:</u>						
Construction	0.8	1.0	1.0	0.9	0.1	16%
Rental	1.0	1.0	1.0	1.0	-	-
Utilities	0.4	0.4	0.4	0.4	-	-
Licenses, penalties/interest	0.7	0.7	0.7	0.8	-	-
Total 1.0% Sales Tax	\$7.9	\$8.7	\$9.1	\$8.8	\$0.3	3%

General Fund Operating Uses: by Category December 2014

(in millions: rounding differences may occur)

Category	FY 12/13	FY 13/14	FY 14/15	FY 14/15	Actual vs. Budget	
	Actual	Actual	Actual	Budget	Fav/(Unf)	%
<u>Personnel Services*:</u>						
Salaries & Wages	\$8.7	\$8.8	\$9.1	\$9.1	\$ -	-
Overtime	0.5	0.7	0.6	0.6	(0.1)	(11%)
FICA	0.6	0.6	0.6	0.6	-	-
Retirement	1.2	1.4	1.4	1.5	-	-
Health/Dental & Misc	1.2	1.3	1.3	1.3	-	-
Total Personnel Services	\$12.1	\$12.7	\$13.0	\$13.1	\$0.1	1%
<u>Contractual, Commodities, Capital Outlay</u>						
Total Operating Expenses	\$16.4	\$17.3	\$18.3	\$18.0	(\$0.3)	(2%)
Debt Serv. & Contracts	1.7	1.6	1.6	1.6	-	-
Transfers Out	-	-	-	-	-	-
Total Operating Uses	\$18.0	\$18.9	\$19.9	\$19.6	(\$0.3)	(2%)

*Pay Periods in December: 2 2 2

General Fund Operating Uses: by Division December 2014

(in millions: rounding differences may occur)

Division	FY 12/13	FY 13/14	FY 14/15	FY 14/15	Actual vs. Budget	
	Actual	Actual	Actual	Budget	Fav/(Unf)	%
Mayor & Council, Charter Officers	\$1.6	\$1.4	\$1.6	\$1.4	(\$0.2)	(13%)
Administrative Services	1.1	1.1	1.1	1.2	0.1	6%
Comm. & Econ Development	1.9	1.9	2.0	1.9	(0.1)	(3%)
Community Services	2.3	2.3	2.6	2.6	-	-
Public Safety - Fire	2.4	2.4	2.5	2.6	0.1	4%
Public Safety - Police	5.8	6.4	7.1	7.0	(0.1)	(2%)
Public Works	1.4	1.8	1.5	1.4	(0.1)	(7%)
<i>Total Operating Expenses</i>	<u>\$16.4</u>	<u>\$17.3</u>	<u>\$18.3</u>	<u>\$18.0</u>	<u>(\$0.3)</u>	<u>(2%)</u>

General Fund Results: Summary December 2014

(in millions: rounding differences may occur)

	FY 12/13	FY 13/14	FY 14/15	FY 14/15	Actual vs. Budget	
	Actual	Actual	Actual	Budget	Fav/(Unf)	%
Sources	\$19.3	\$22.8	\$20.6	\$20.9	(\$0.3)	(1%)
Uses	18.0	18.9	19.9	19.6	(0.3)	(2%)
Change in Fund Balance	<u>\$1.3</u>	<u>\$3.9</u>	<u>\$0.7</u>	<u>\$1.3</u>	<u>(\$0.6)</u>	