

# SCOTTSDALE POLICE DEPARTMENT CRIME LABORATORY BLOOD ALCOHOL FACE SHEET

ANALYSIS DATE 03/27/2024 SEQUENCE NAME 27Mar24

**EQUIPMENT**

Pipettor  Hamilton ML600EH7497  Hamilton ML600GJ10749  
 Gas Chromatograph  Agilent US14173023

**INSTRUMENT CALIBRATION**

Vial 1 0.02 calibrator Lot FN03122113 Coefficient of determination (r<sup>2</sup>)  
 Vial 2 0.10 calibrator Lot FN03072301 0.99997  
 Vial 3 0.20 calibrator Lot FN03132302  
 Vial 4 0.40 calibrator Lot FN03052102

**CALIBRATION VERIFICATION AND RESOLUTION TEST**

Vial	Sample	Expected result	Measured result	Manufacturer/lot
5	Blank	Not detected	Not detected	SPD lab 011823WB
6	Volatiles mixture	6 compounds	6 compounds	SPD lab 050721MIX
7	Aqueous control	0.400 g/dL	0.401 g/dL	Lipomed 30012020-A
8	Aqueous control	0.040 g/dL	0.040 g/dL	Lipomed 14082019-B
9	Blood control	0.199 g/dL	0.203 g/dL	ACQ 4110320133/11
20	Aqueous control	0.080 g/dL	0.080 g/dL	Lipomed 20012020-B
31	Blood control	0.199 g/dL	0.207 g/dL	ACQ 4110320133/11
42	Aqueous control	0.080 g/dL	0.080 g/dL	Lipomed 20012020-B
53	Blood control	0.199 g/dL	0.204 g/dL	ACQ 4110320133/11
64	Aqueous control	0.400 g/dL	0.403 g/dL	Lipomed 30012020-A
65	Aqueous control	0.040 g/dL	0.041 g/dL	Lipomed 14082019-B
66	Blood control	0.199 g/dL	0.203 g/dL	ACQ 4110320133/11
67	Blank	Not detected	Not detected	SPD lab 010524AQ

**SUBJECT SAMPLES**

Subjects in the sequence 25 Subjects requiring reanalysis 0

ADDITIONAL NOTES: All testing proceeded as expected.  
 \_\_\_\_\_  
 \_\_\_\_\_  
 \_\_\_\_\_

Run valid  Run invalid  Erika Camarico Analyst  
 Run valid  Run invalid  [Signature] Technical Reviewer

# Scottsdale Police Department Crime Laboratory Sequence Quality Assurance Summary

SEQUENCE NAME: 27Mar24

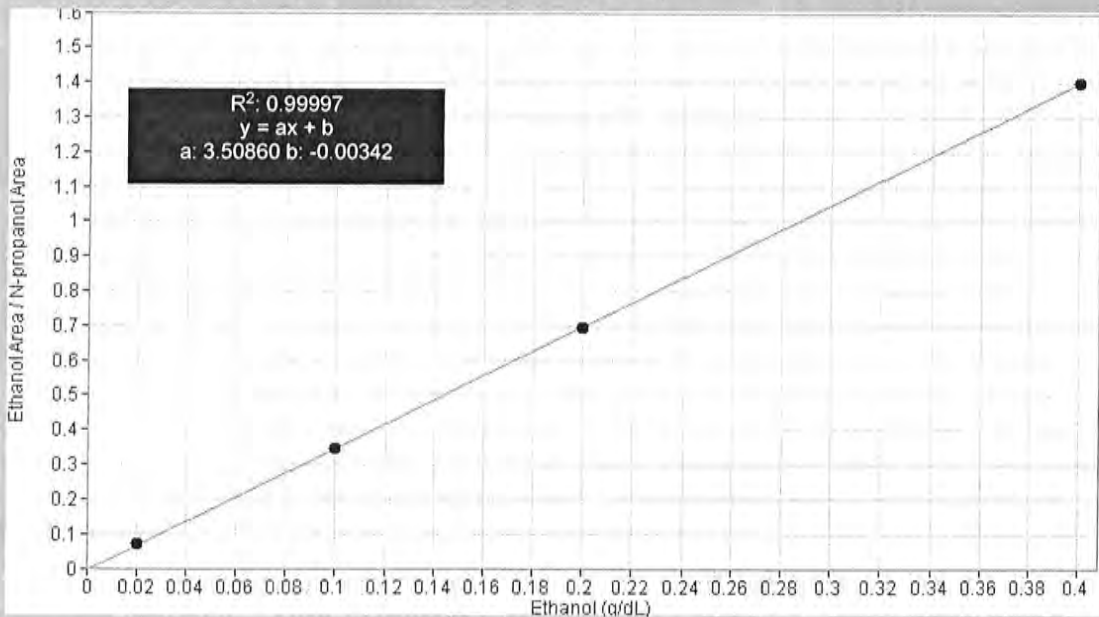
ANALYST: Canonico

82

Sample Name	Vial	Measured Value (g/dL)	Expected Value (g/dL)	Percent Difference	Absolute Difference (g/dL)
blank 011823WB	5	negative	negative	-	-
0.400 30012020-A	7	0.401	0.400	0.25	0.001
0.040 14082019-B	8	0.040	0.040	0.00	0.000
0.199 4110320133/11	9	0.203	0.199	2.01	0.004
0.080 20012020-B	20	0.080	0.080	0.00	0.000
0.199 4110320133/11	31	0.207	0.199	4.02	0.008
0.080 20012020-B	42	0.080	0.080	0.00	0.000
0.199 4110320133/11	53	0.204	0.199	2.51	0.005
0.400 30012020-A	64	0.403	0.400	0.75	0.003
0.040 14082019-B	65	0.041	0.040	2.50	0.001
0.199 4110320133/11	66	0.203	0.199	2.01	0.004
blank 010524AQ	67	negative	negative	-	-

Calibrator	Ethanol Area	N-propanol Area	Ratio
0.020	12.584	179.983	0.070
0.100	60.155	173.965	0.346
0.200	120.204	173.011	0.695
0.400	237.295	169.250	1.402

**Calibration Line**



# Scottsdale Police Department Crime Lab Volatiles Analysis

Sample: FN03122113	Vial: 1
Description: 0.020 calibrator	Sequence: 27Mar24
Method: ethanol quant.M	Injection date: 3/27/2024 11:36:22 AM
Instrument: US14173023 CN14160045	Analyst: Canonico <span style="float: right;">EE</span>
Data file: C:\Chem32\1\Data\27Mar24\1.D	

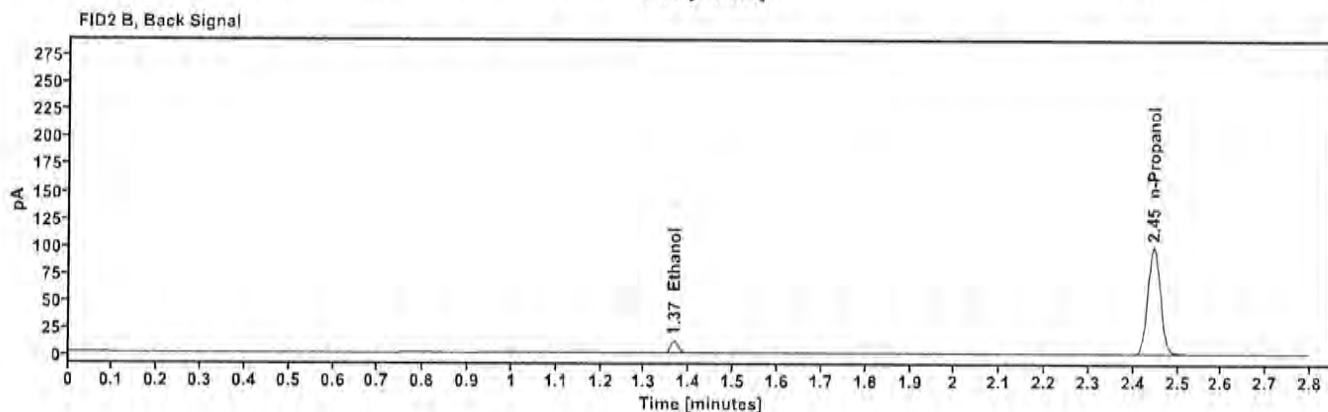
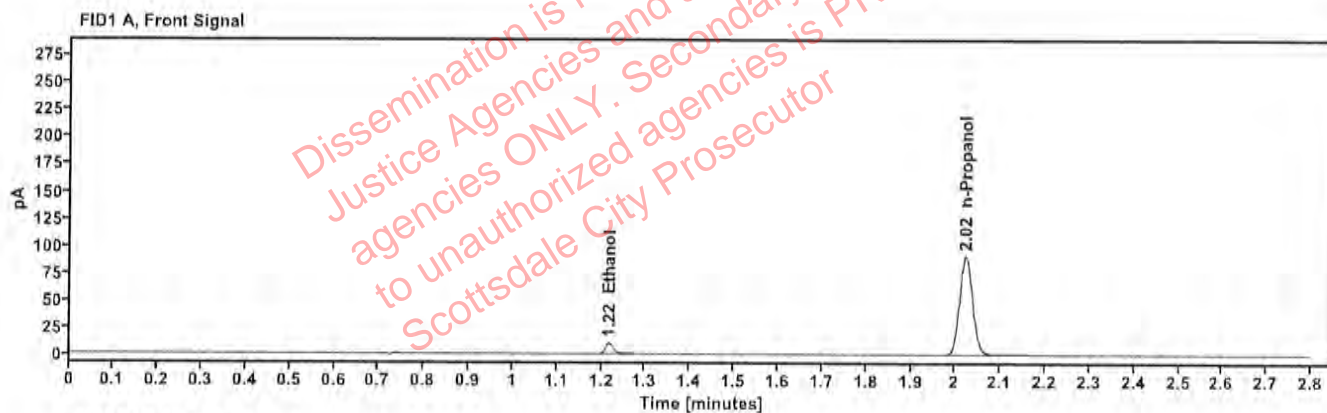


Table 1: FID 1 A (column DB-ALC1)

Compound	Time (min)	Peak Area
Ethanol	1.217	12.584
n-Propanol	2.023	179.983

Table 2: FID 2 B (column DB-ALC2)

Compound	Time (min)	Peak Area
Ethanol	1.366	13.785
n-Propanol	2.446	195.868



# Scottsdale Police Department Crime Lab Volatiles Analysis

Sample:	FN03072301	Vial:	2
Description:	0.100 calibrator	Sequence:	27Mar24
Method:	ethanol quant.M	Injection date:	3/27/2024 11:40:23 AM
Instrument:	US14173023 CN14160045	Analyst:	Canonico <span style="float: right;">EE</span>
Data file:	C:\Chem32\1\Data\27Mar24\2.D		

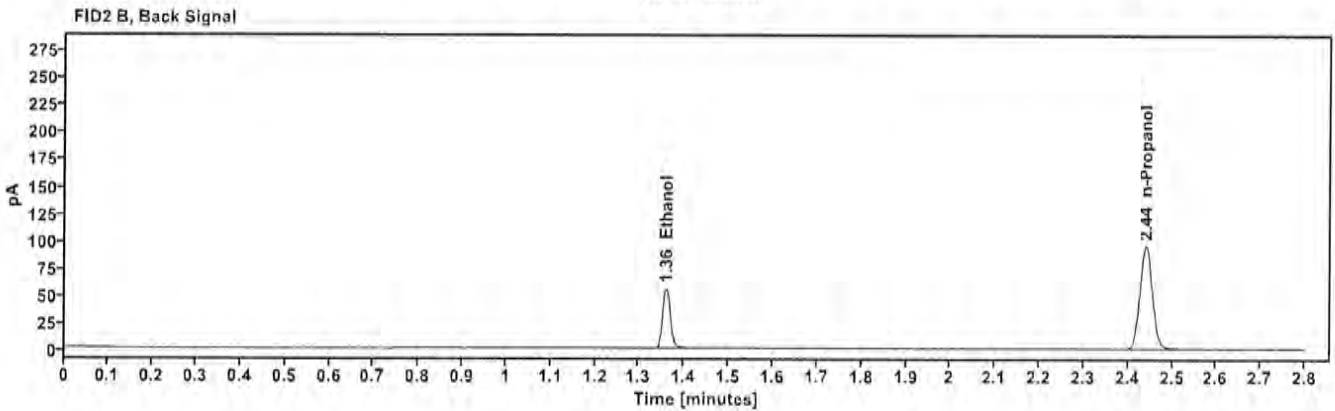
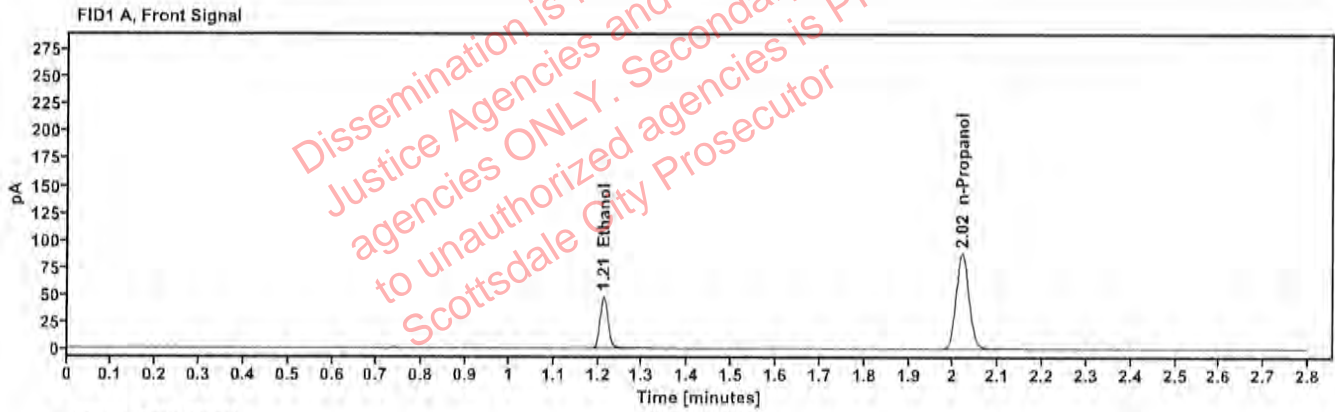


Table 1: FID 1 A (column DB-ALC1)

Compound	Time (min)	Peak Area
Ethanol	1.212	60.155
n-Propanol	2.019	173.965

Table 2: FID 2 B (column DB-ALC2)

Compound	Time (min)	Peak Area
Ethanol	1.359	65.895
n-Propanol	2.441	188.857

# Scottsdale Police Department Crime Lab Volatiles Analysis

<b>Sample:</b>	FN03132302	<b>Vial:</b>	3
<b>Description:</b>	0.200 calibrator	<b>Sequence:</b>	27Mar24
<b>Method:</b>	ethanol quant.M	<b>Injection date:</b>	3/27/2024 11:44:22 AM
<b>Instrument:</b>	US14173023 CN14160045	<b>Analyst:</b>	Canonico <span style="float: right;">EC</span>
<b>Data file:</b>	C:\Chem32\1\Data\27Mar24\3.D		

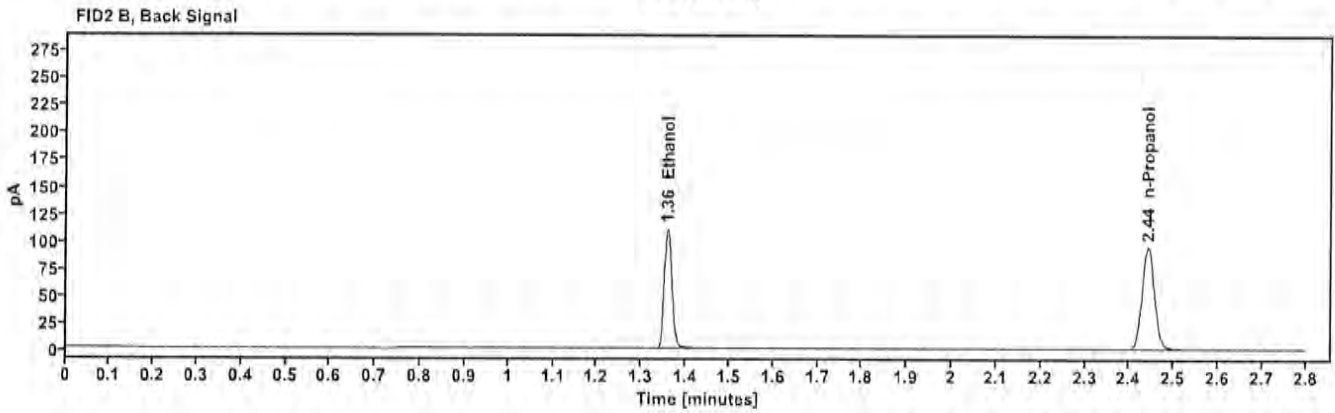
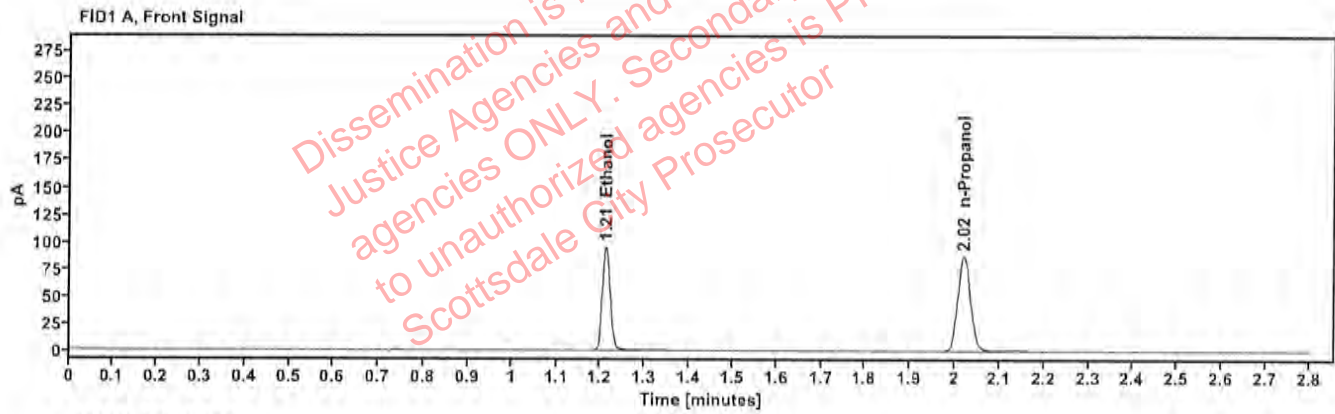


Table 1: FID 1 A (column DB-ALC1)

Compound	Time (min)	Peak Area
Ethanol	1.211	120.204
n-Propanol	2.019	173.011

Table 2: FID 2 B (column DB-ALC2)

Compound	Time (min)	Peak Area
Ethanol	1.359	131.780
n-Propanol	2.441	187.891

# Scottsdale Police Department Crime Lab Volatiles Analysis

Sample:	FN03052102	Vial:	4
Description:	0.400 calibrator	Sequence:	27Mar24
Method:	ethanol quant.M	Injection date:	3/27/2024 11:48:23 AM
Instrument:	US14173023 CN14160045	Analyst:	Canonico <span style="float: right;">ec</span>
Data file:	C:\Chem32\1\Data\27Mar24\4.D		

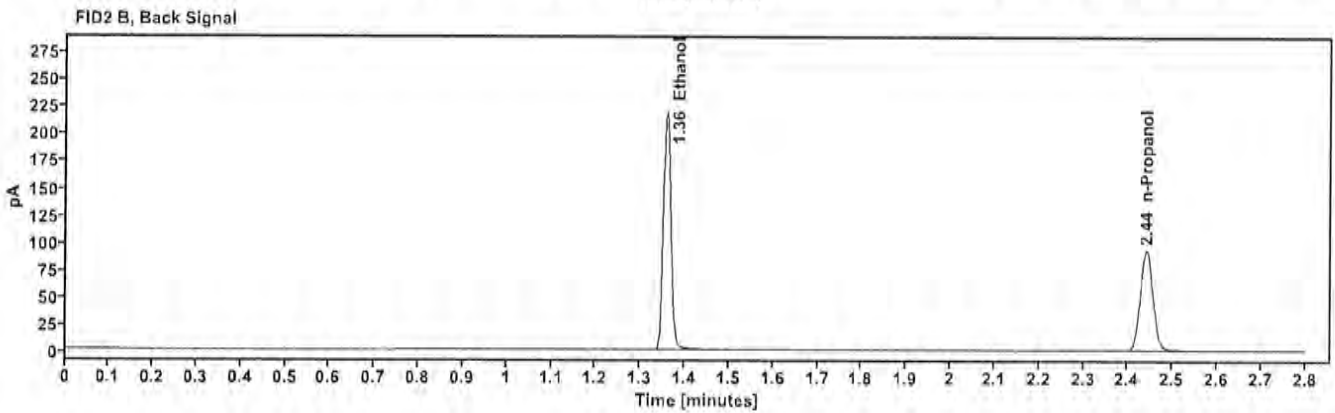
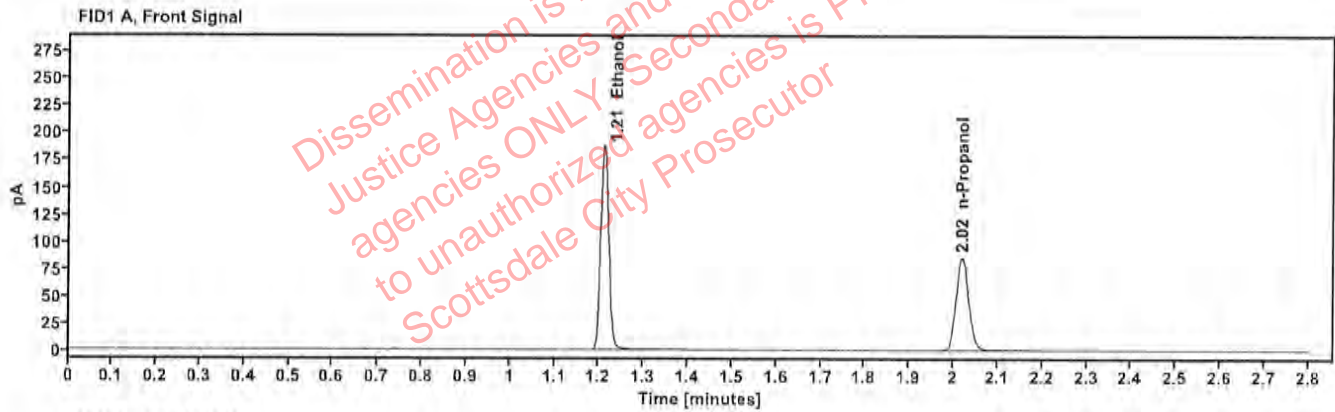


Table 1: FID 1 A (column DB-ALC1)

Compound	Time (min)	Peak Area
Ethanol	1.211	237.295
n-Propanol	2.019	169.250

Table 2: FID 2 B (column DB-ALC2)

Compound	Time (min)	Peak Area
Ethanol	1.358	260.772
n-Propanol	2.441	183.754

# Scottsdale Police Department Crime Lab Volatiles Analysis

Sample:	011823WB	Vial:	5
Description:	Negative	LIMS ID:	
Method:	ethanol quant.M	Sequence:	27Mar24
Instrument:	US14173023 CN14160045	Injection date:	3/27/2024 11:52:22 AM
Data file:	C:\Chem32\1\Data\27Mar24\5.D	Analyst:	Canonico <span style="float: right;">EC</span>

Dissemination is restricted to Criminal Justice Agencies and authorized Non-CJ agencies ONLY. Secondary dissemination to unauthorized agencies is PROHIBITED.  
 Scottsdale City Prosecutor

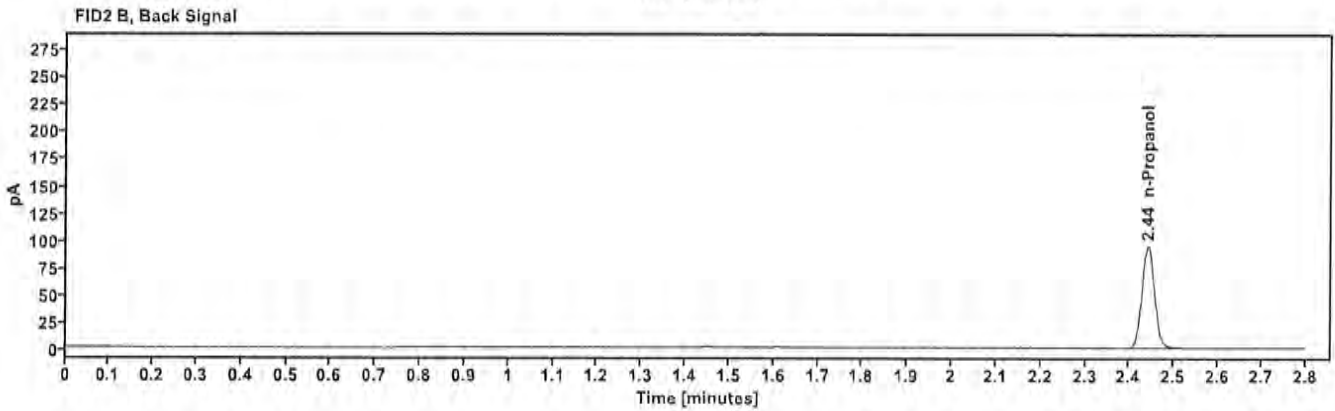
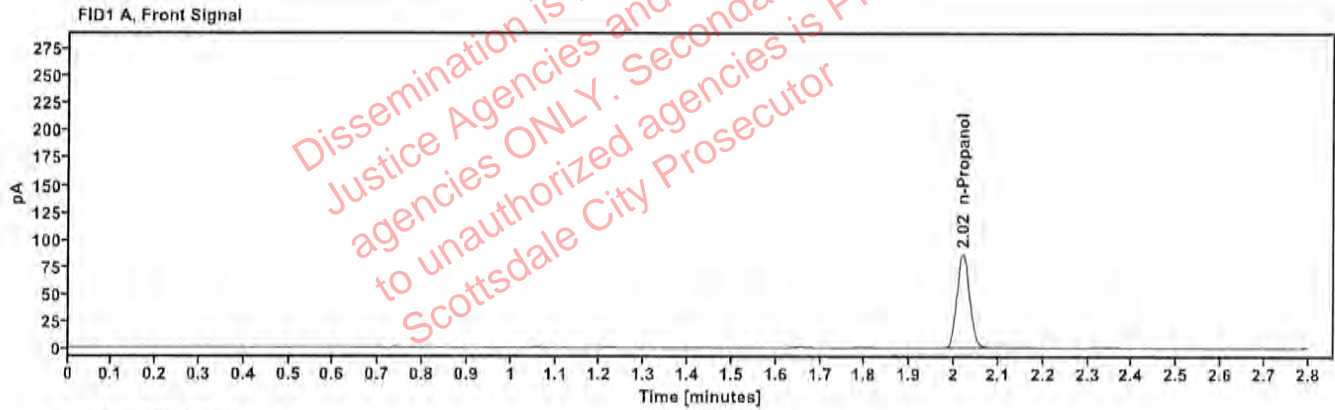


Table 1: FID 1 A (column DB-ALC1)

Compound	Amount (g/100mL)	Time (min)	Peak Area
n-Propanol	—	2.020	171.632

Table 2: FID 2 B (column DB-ALC2)

Compound	Time (min)	Peak Area
n-Propanol	2.441	186.804



# Scottsdale Police Department Crime Lab Volatiles Analysis

Sample: 050721MIX	Vial: 6
Description: Volatiles mix	LIMS ID:
Method: ethanol quant.M	Sequence: 27Mar24
Instrument: US14173023 CN14160045	Injection date: 3/27/2024 11:56:23 AM
Data file: C:\Chem32\1\Data\27Mar24\6.D	Analyst: Canonico <i>EC</i>

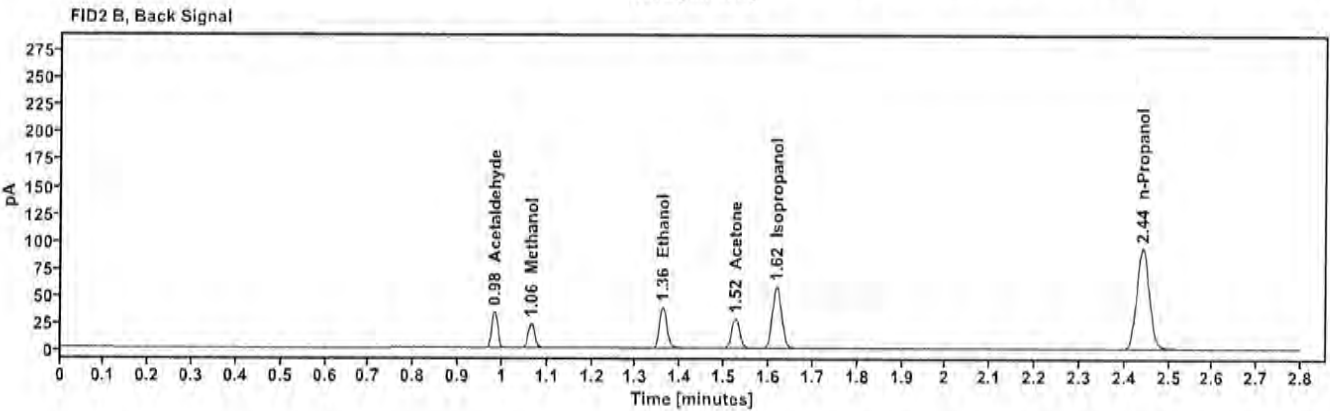
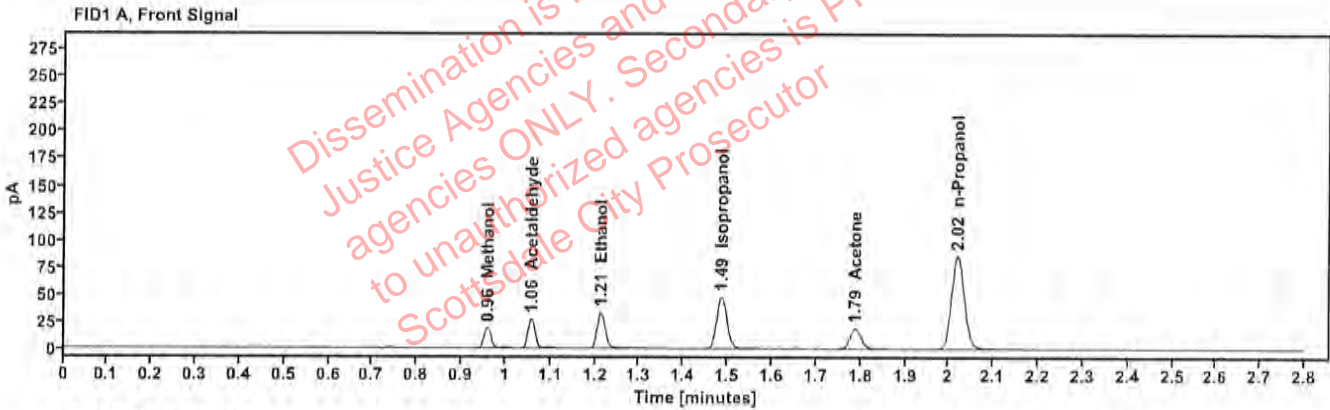


Table 1: FID 1 A (column DB-ALC1)

Compound	Amount (g/100mL)	Time (min)	Peak Area
Methanol	-----	0.958	20.992
Acetaldehyde	-----	1.057	29.124
>Ethanol	0.0704	1.212	41.596
Isopropanol	-----	1.486	75.989
Acetone	-----	1.788	32.076
n-Propanol	-----	2.019	170.755

Table 2: FID 2 B (column DB-ALC2)

Compound	Time (min)	Peak Area
Acetaldehyde	0.982	32.599
Methanol	1.064	23.293
Ethanol	1.359	45.521
Acetone	1.525	35.332
Isopropanol	1.618	83.874
n-Propanol	2.441	185.252



# Scottsdale Police Department Crime Lab Volatiles Analysis

Sample:	30012020-A	Vial:	7
Description:	0.400	LIMS ID:	
Method:	ethanol quant.M	Sequence:	27Mar24
Instrument:	US14173023 CN14160045	Injection date:	3/27/2024 12:00:38 PM
Data file:	C:\Chem32\1\Data\27Mar24\7.D	Analyst:	Canonico <i>ec</i>

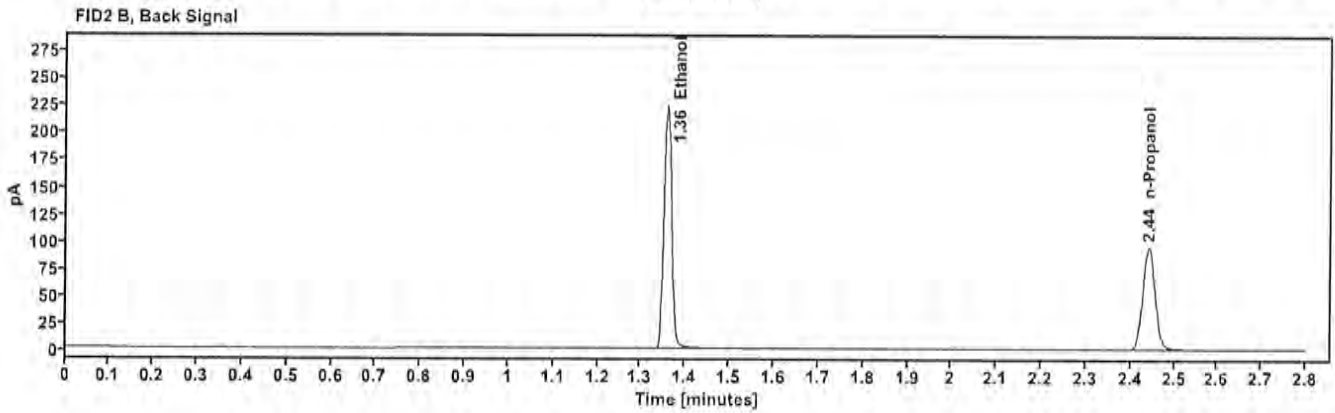
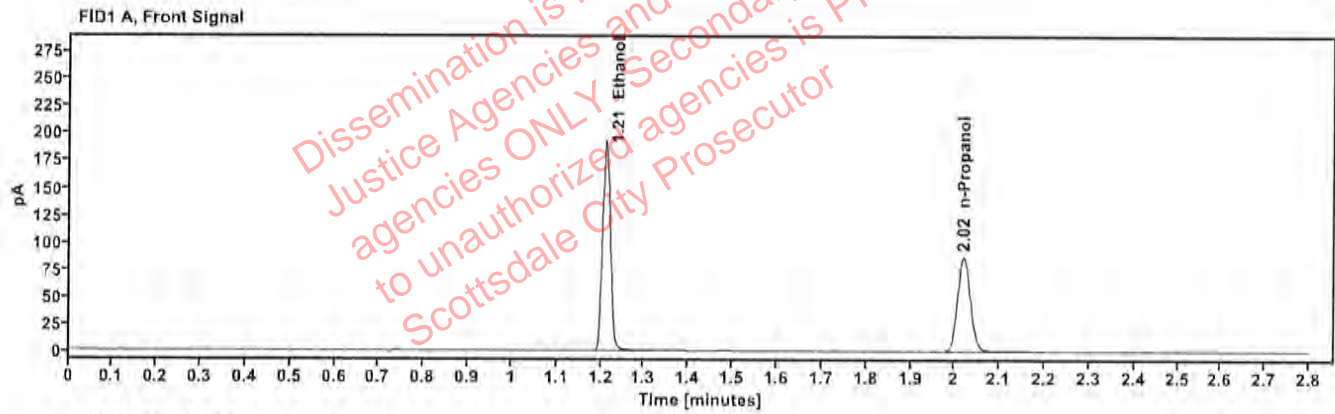


Table 1: FID 1 A (column DB-ALC1)

Compound	Amount (g/100mL)	Time (min)	Peak Area
>Ethanol	0.4016	1.211	243.372
n-Propanol	-----	2.020	173.136

Table 2: FID 2 B (column DB-ALC2)

Compound	Time (min)	Peak Area
Ethanol	1.359	267.085
n-Propanol	2.441	187.897

# Scottsdale Police Department Crime Lab Volatiles Analysis

Sample:	14082019-B	Vial:	8
Description:	0.040	LIMS ID:	
Method:	ethanol quant.M	Sequence:	27Mar24
Instrument:	US14173023 CN14160045	Injection date:	3/27/2024 12:04:38 PM
Data file:	C:\Chem32\1\Data\27Mar24\8.D	Analyst:	Canonico <i>EC</i>

Dissemination is restricted to Criminal Justice Agencies and authorized agencies ONLY. Secondary dissemination to unauthorized agencies is PROHIBITED.  
 Scottsdale City Prosecutor

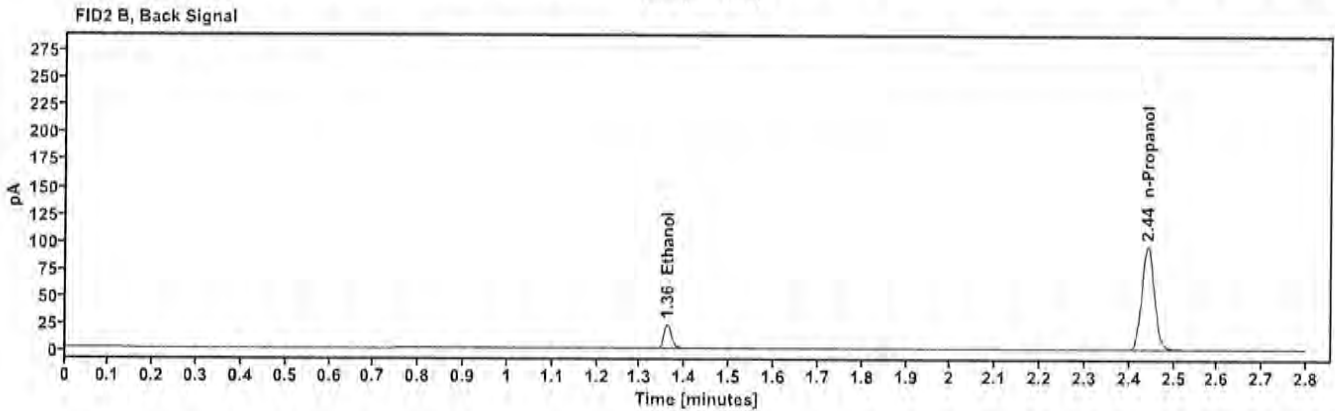
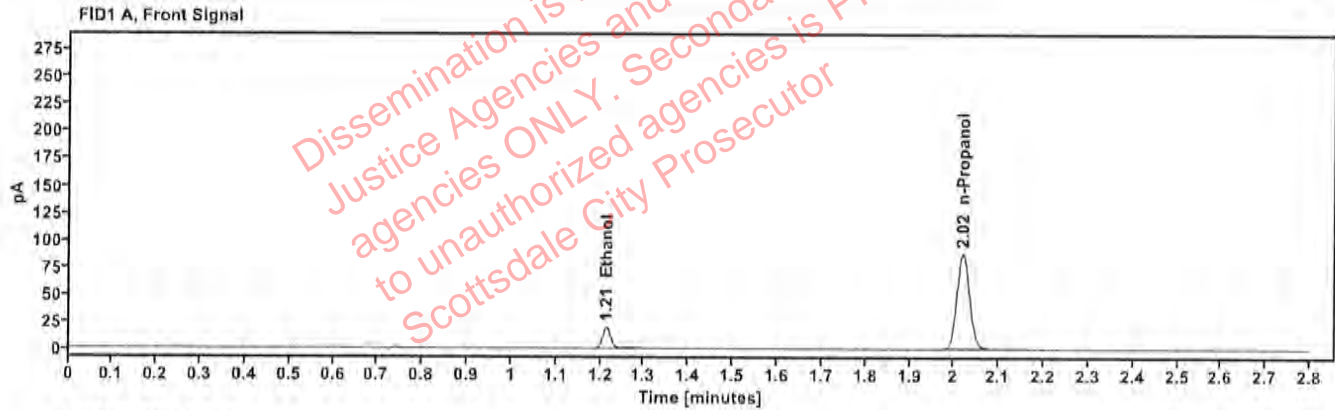


Table 1: FID 1 A (column DB-ALC1)

Compound	Amount (g/100mL)	Time (min)	Peak Area
>Ethanol	0.0407	1.213	24.433
n-Propanol	-----	2.019	175.085

Table 2: FID 2 B (column DB-ALC2)

Compound	Time (min)	Peak Area
Ethanol	1.360	26.660
n-Propanol	2.441	189.907

# Scottsdale Police Department Crime Lab Volatiles Analysis

Sample: 4110320133/11	Vial: 9
Description: 0.199	LIMS ID:
Method: ethanol quant.M	Sequence: 27Mar24
Instrument: US14173023 CN14160045	Injection date: 3/27/2024 12:08:38 PM
Data file: C:\Chem32\1\Data\27Mar24\9.D	Analyst: Canonico <i>EC</i>

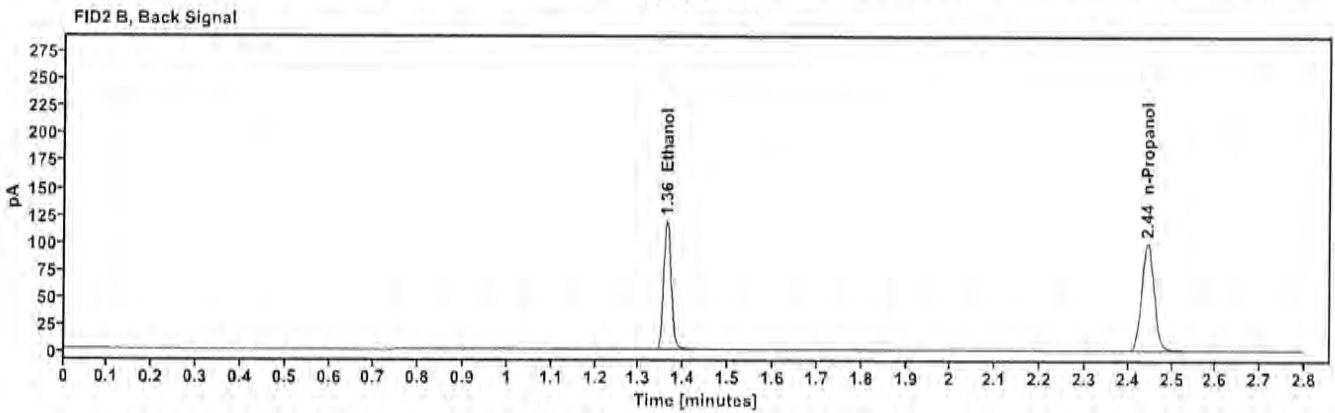
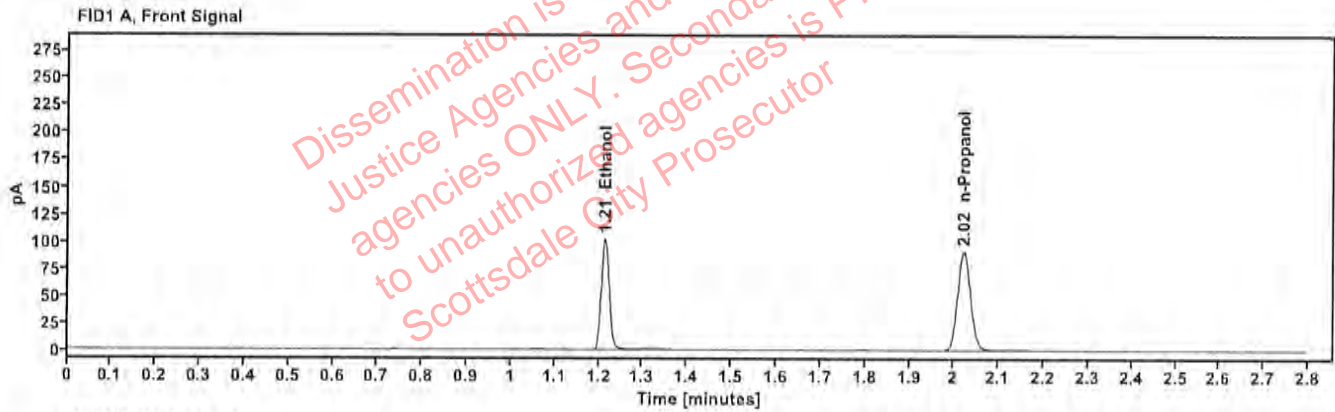


Table 1: FID 1 A (column DB-ALC1)

Compound	Amount (g/100mL)	Time (min)	Peak Area
>Ethanol	0.2038	1.213	129.263
n-Propanol	---	2.022	181.622

Table 2: FID 2 B (column DB-ALC2)

Compound	Time (min)	Peak Area
Ethanol	1.362	141.699
n-Propanol	2.444	197.050



# Scottsdale Police Department Crime Lab Volatiles Analysis

Sample:	20012020-B	Vial:	20
Description:	0.080	LIMS ID:	
Method:	ethanol quant.M	Sequence:	27Mar24
Instrument:	US14173023 CN14160045	Injection date:	3/27/2024 12:53:07 PM
Data file:	C:\Chem32\1\Data\27Mar24\20.D	Analyst:	Canonico <i>EC</i>

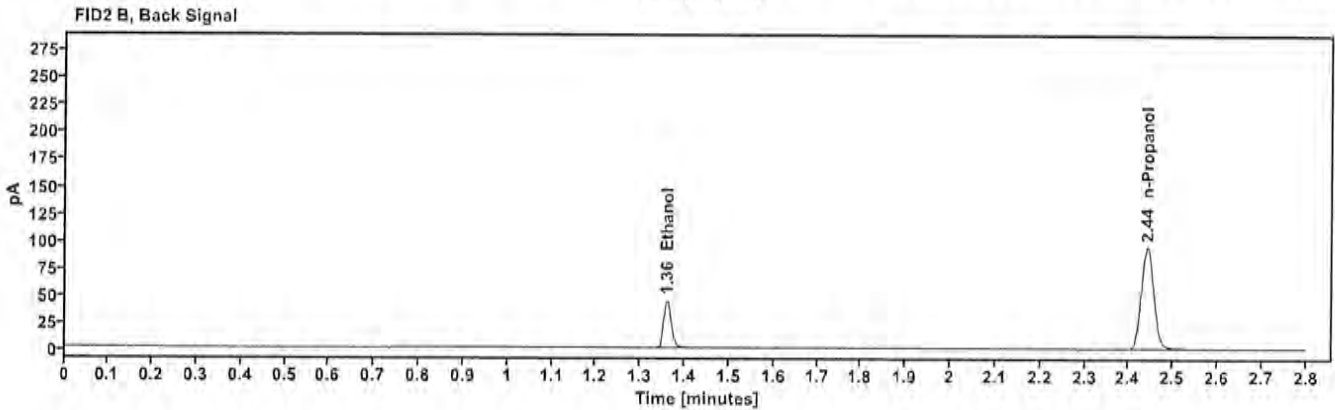
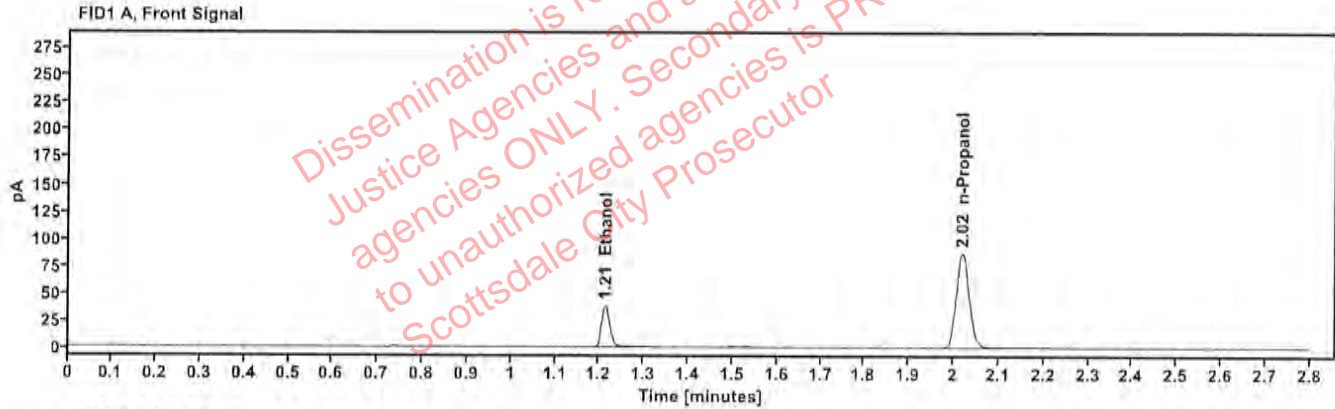


Table 1: FID 1 A (column DB-ALC1)

Compound	Amount (g/100mL)	Time (min)	Peak Area
>Ethanol	0.0807	1.213	48.467
n-Propanol	—	2.020	173.326

Table 2: FID 2 B (column DB-ALC2)

Compound	Time (min)	Peak Area
Ethanol	1.360	53.002
n-Propanol	2.442	187.956

# Scottsdale Police Department Crime Lab Volatiles Analysis

Sample:	4110320133/11	Vial:	31
Description:	0.199	LIMS ID:	
Method:	ethanol quant.M	Sequence:	27Mar24
Instrument:	US14173023 CN14160045	Injection date:	3/27/2024 1:37:38 PM
Data file:	C:\Chem32\1\Data\27Mar24\31.D	Analyst:	Canonico <i>EC</i>

Dissemination is restricted to Criminal Justice Agencies and authorized Non-CJ agencies ONLY. Secondary dissemination to unauthorized agencies is PROHIBITED. Scottsdale City Prosecutor

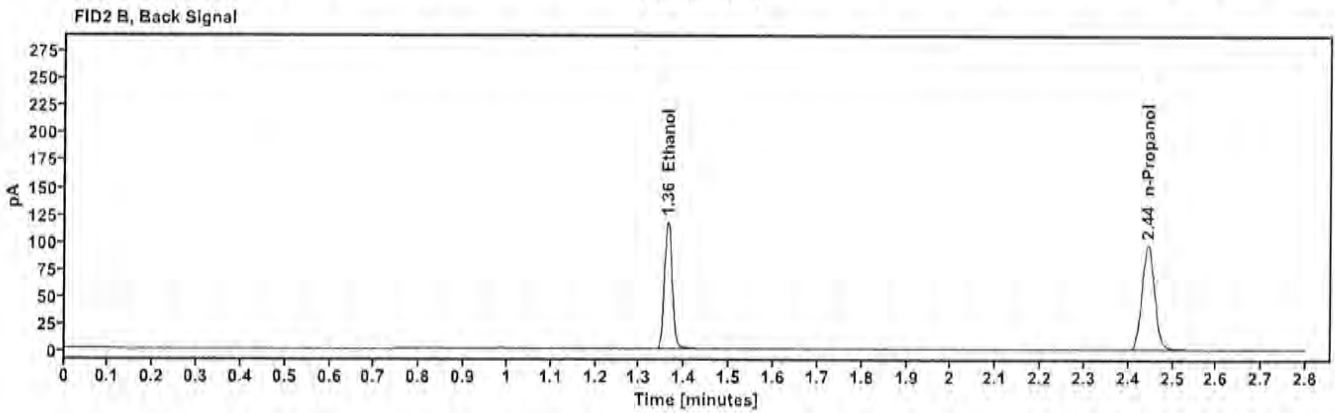
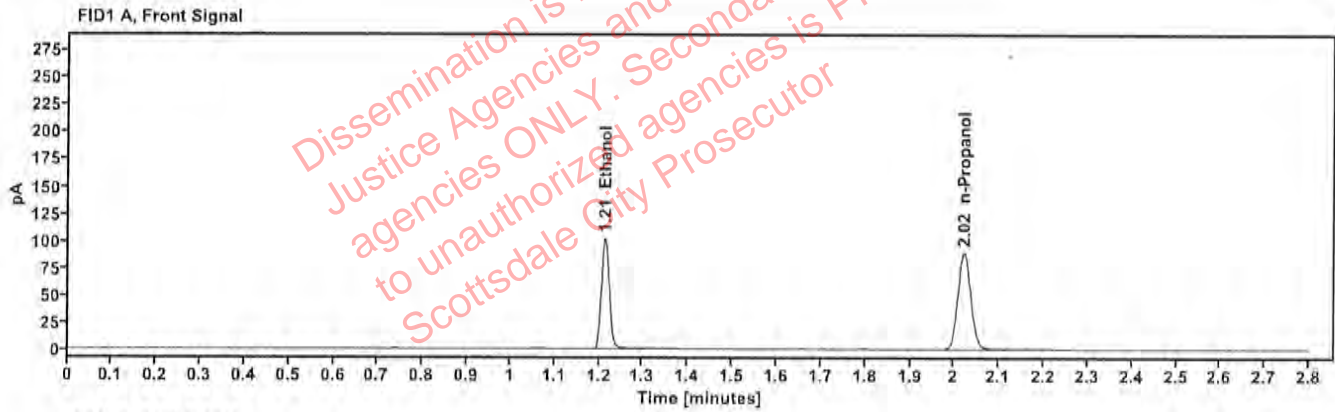


Table 1: FID 1 A (column DB-ALC1)

Compound	Amount (g/100mL)	Time (min)	Peak Area
>Ethanol	0.2079	1.213	129.104
n-Propanol	-----	2.022	177.813

Table 2: FID 2 B (column DB-ALC2)

Compound	Time (min)	Peak Area
Ethanol	1.362	141.314
n-Propanol	2.444	192.676

# Scottsdale Police Department Crime Lab Volatiles Analysis

Sample:	20012020-B	Vial:	42
Description:	0.080	LIMS ID:	
Method:	ethanol quant.M	Sequence:	27Mar24
Instrument:	US14173023 CN14160045	Injection date:	3/27/2024 2:21:53 PM
Data file:	C:\Chem32\1\Data\27Mar24\42.D	Analyst:	Canonico <i>EC</i>

Dissemination is restricted to Criminal Justice Agencies and authorized NOA-CJ agencies ONLY. Secondary dissemination to unauthorized agencies is PROHIBITED. Scottsdale City Prosecutor

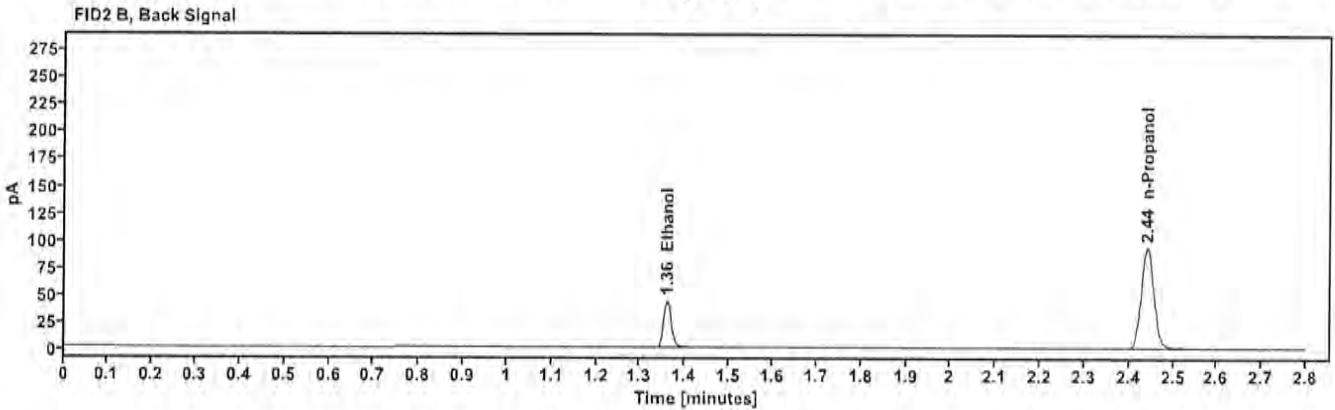
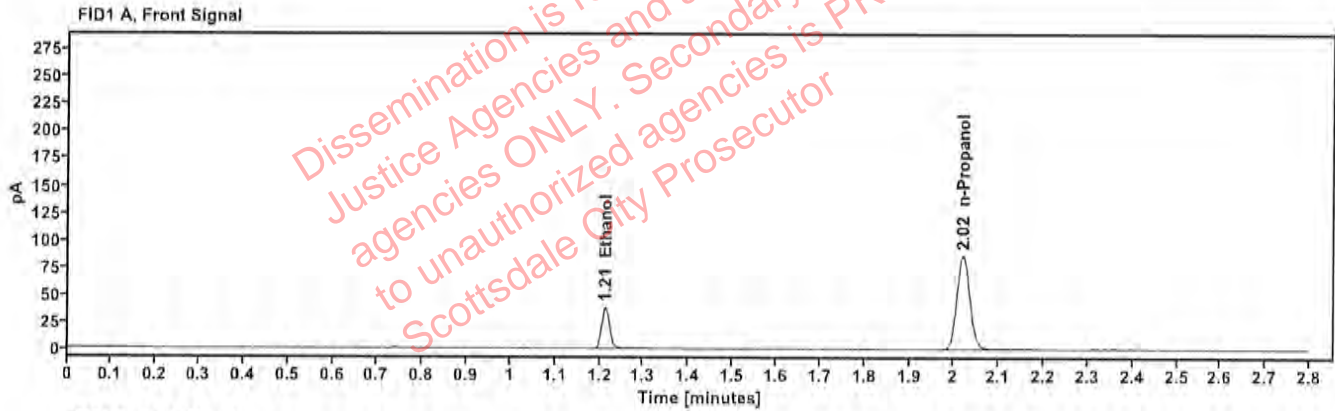


Table 1: FID 1 A (column DB-ALC1)

Compound	Amount (g/100mL)	Time (min)	Peak Area
>Ethanol	0.0801	1.212	47.591
n-Propanol	—	2.019	171.392

Table 2: FID 2 B (column DB-ALC2)

Compound	Time (min)	Peak Area
Ethanol	1.359	51.984
n-Propanol	2.441	186.032



# Scottsdale Police Department Crime Lab Volatiles Analysis

Sample: 4110320133/11	Vial: 53
Description: 0.199	LIMS ID:
Method: ethanol quant.M	Sequence: 27Mar24
Instrument: US14173023 CN14160045	Injection date: 3/27/2024 3:06:23 PM
Data file: C:\Chem32\1\Data\27Mar24\53.D	Analyst: Canonico <i>EC</i>

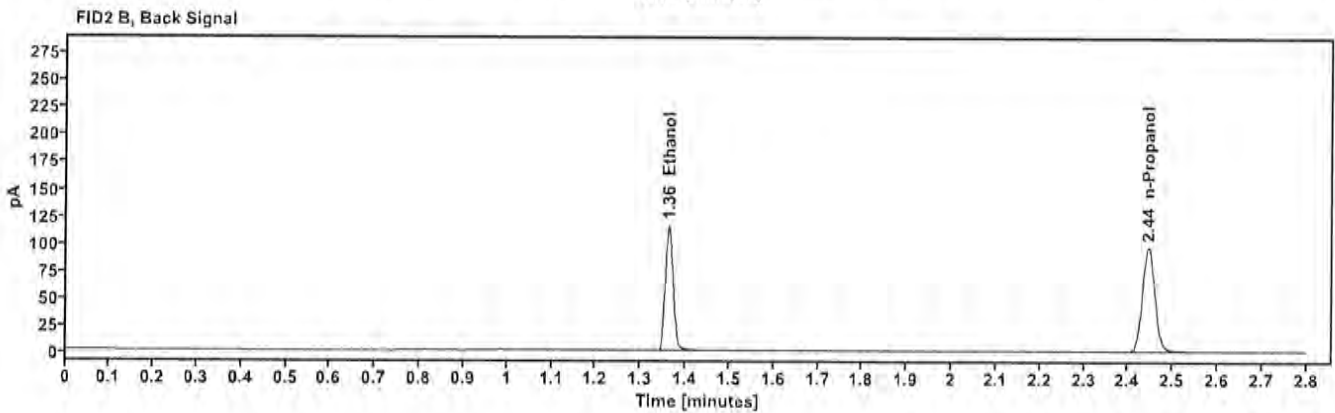
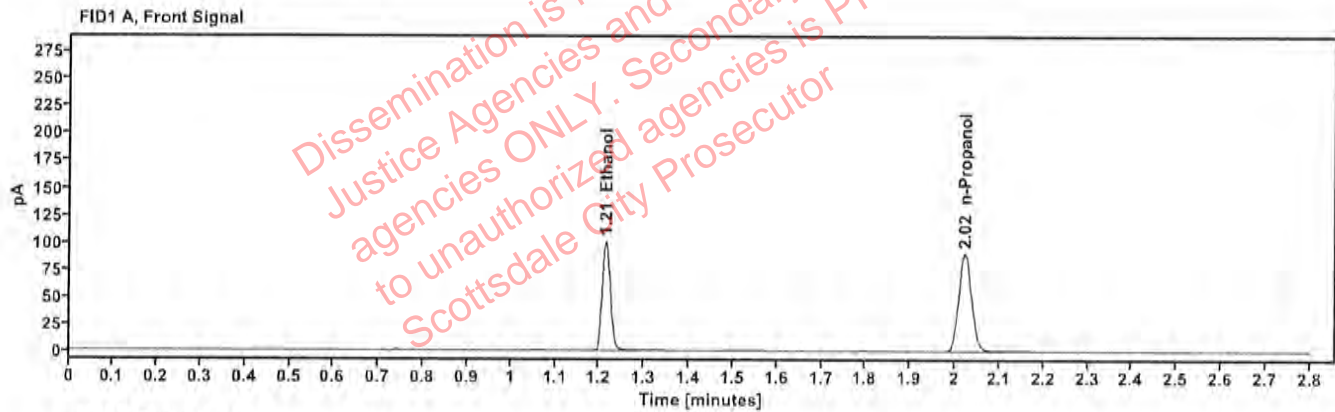


Table 1: FID 1 A (column DB-ALC1)

Compound	Amount (g/100mL)	Time (min)	Peak Area
>Ethanol	0.2043	1.213	127.106
n-Propanol	-----	2.021	178.152

Table 2: FID 2 B (column DB-ALC2)

Compound	Time (min)	Peak Area
Ethanol	1.362	139.117
n-Propanol	2.444	193.028

# Scottsdale Police Department Crime Lab Volatiles Analysis

Sample:	30012020-A	Vial:	64
Description:	0.400	LIMS ID:	
Method:	ethanol quant.M	Sequence:	27Mar24
Instrument:	US14173023 CN14160045	Injection date:	3/27/2024 3:50:53 PM
Data file:	C:\Chem32\1\Data\27Mar24\64.D	Analyst:	Canonico <i>EO</i>

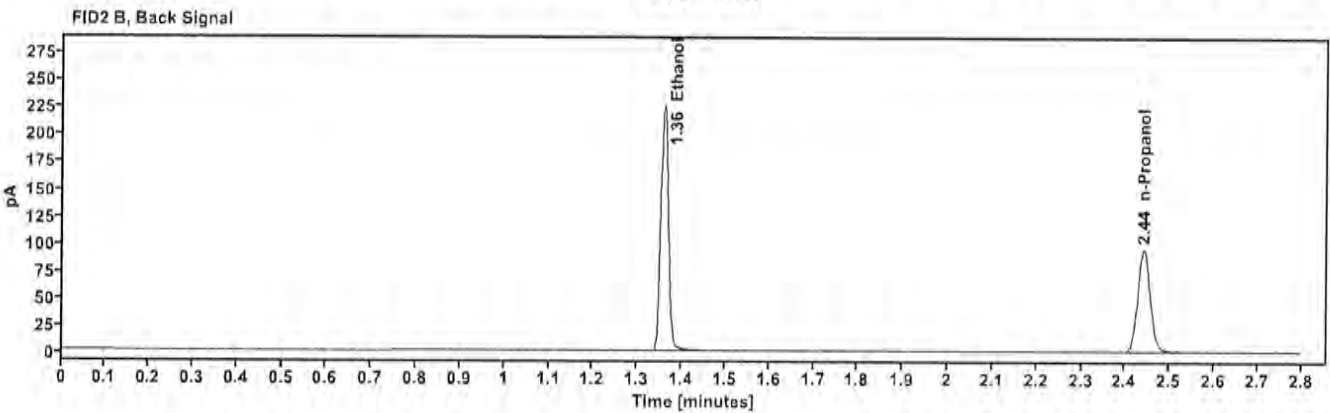
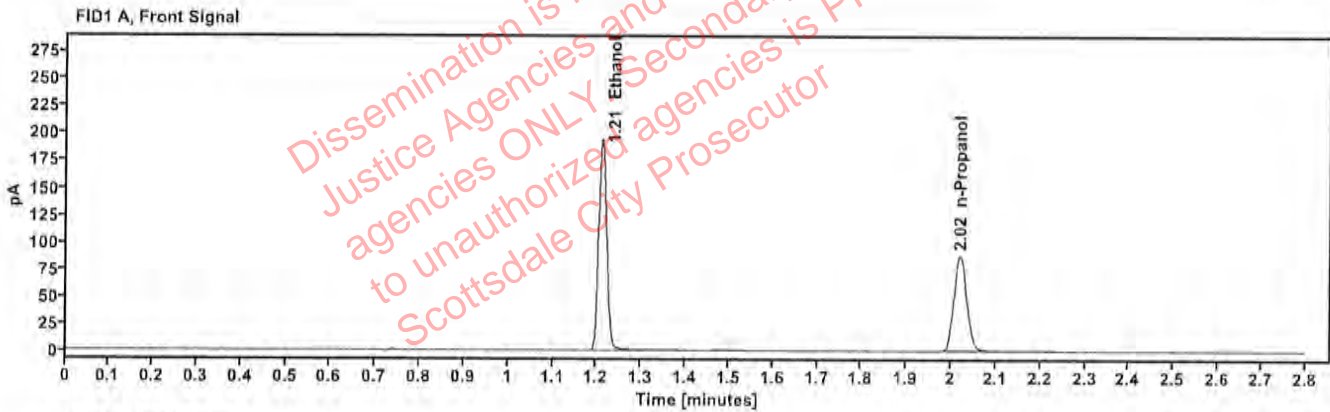


Table 1: FID 1 A (column DB-ALC1)

Compound	Amount (g/100mL)	Time (min)	Peak Area
>Ethanol	0.4032	1.211	245.972
n-Propanol	—	2.020	174.309

Table 2: FID 2 B (column DB-ALC2)

Compound	Time (min)	Peak Area
Ethanol	1.359	270.877
n-Propanol	2.441	188.862

# Scottsdale Police Department Crime Lab Volatiles Analysis

Sample: 14082019-B	Vial: 65
Description: 0.040	LIMS ID:
Method: ethanol quant.M	Sequence: 27Mar24
Instrument: US14173023 CN14160045	Injection date: 3/27/2024 3:54:53 PM
Data file: C:\Chem32\1\Data\27Mar24\65.D	Analyst: Canonico <i>EC</i>

Dissemination is restricted to Criminal Justice Agencies and authorized agencies ONLY. Secondary dissemination to unauthorized agencies is PROHIBITED. Scottsdale City Prosecutor

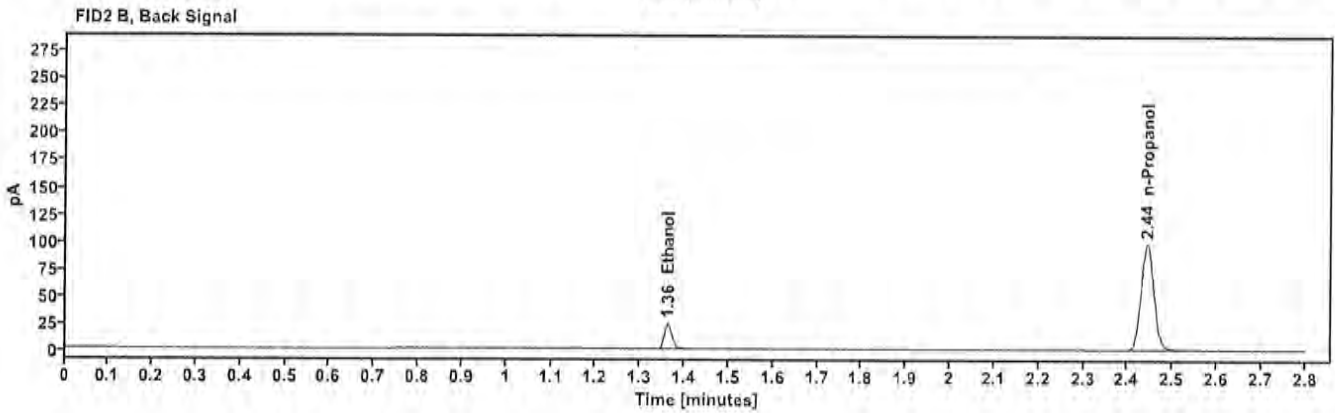
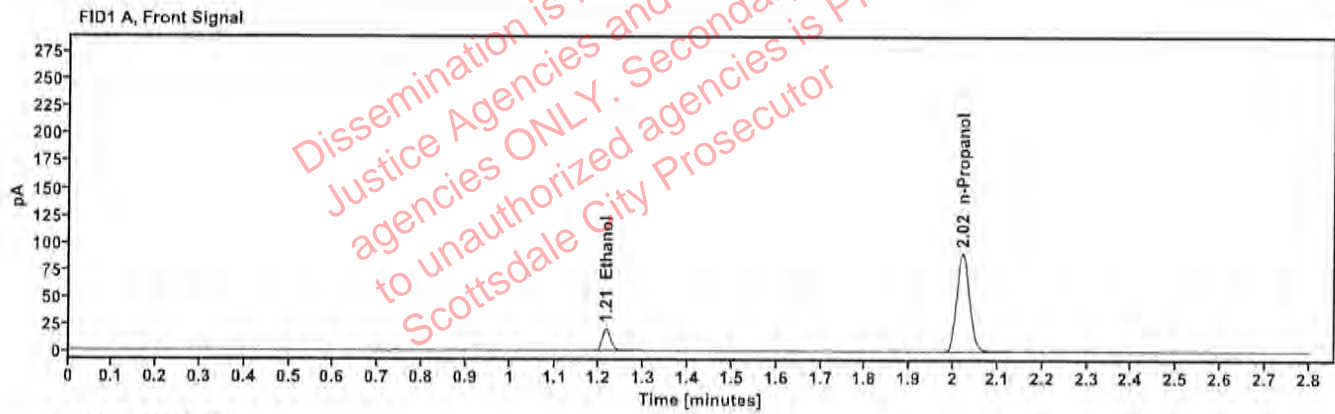


Table 1: FID 1 A (column DB-ALC1)

Compound	Amount (g/100mL)	Time (min)	Peak Area
>Ethanol	0.0417	1.214	25.761
n-Propanol	—	2.021	180.474

Table 2: FID 2 B (column DB-ALC2)

Compound	Time (min)	Peak Area
Ethanol	1.362	27.823
n-Propanol	2.443	195.683



# Scottsdale Police Department Crime Lab Volatiles Analysis

Sample:	4110320133/11	Vial:	66
Description:	0.199	LIMS ID:	
Method:	ethanol quant.M	Sequence:	27Mar24
Instrument:	US14173023 CN14160045	Injection date:	3/27/2024 3:58:52 PM
Data file:	C:\Chem32\1\Data\27Mar24\66.D	Analyst:	Canonico <i>EC</i>

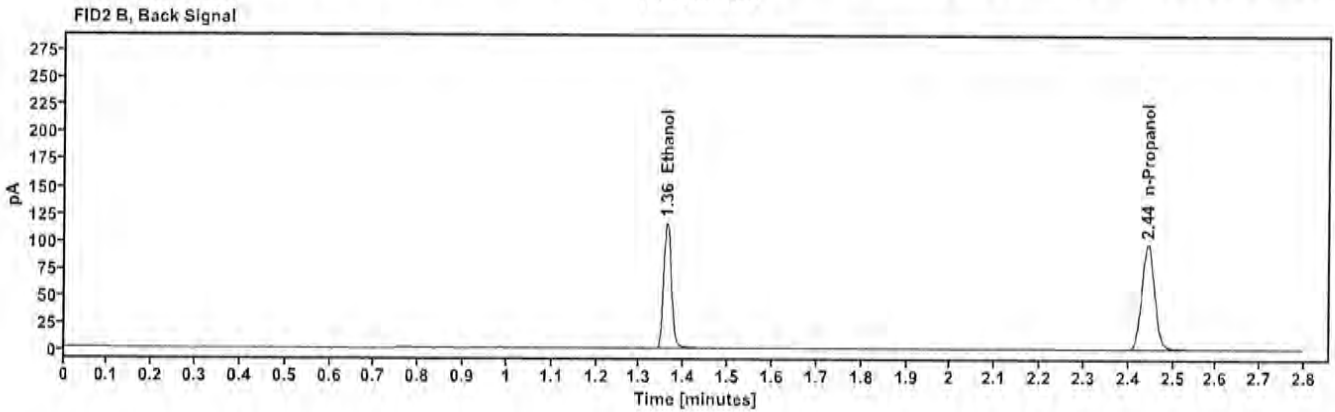
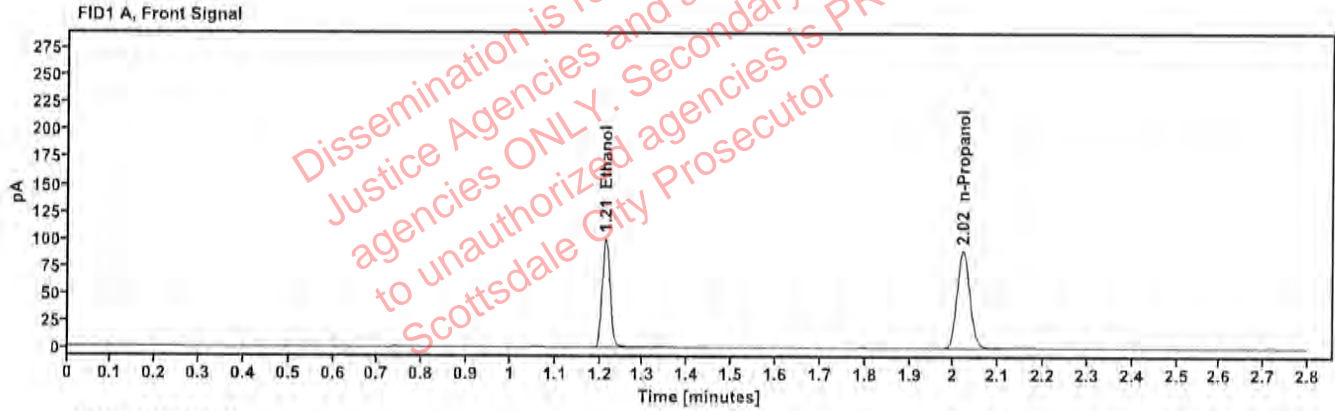


Table 1: FID 1 A (column DB-ALC1)

Compound	Amount (g/100mL)	Time (min)	Peak Area
>Ethanol	0.2033	1.213	126.968
n-Propanol	---	2.021	178.876

Table 2: FID 2 B (column DB-ALC2)

Compound	Time (min)	Peak Area
Ethanol	1.361	139.093
n-Propanol	2.443	193.931

# Scottsdale Police Department Crime Lab Volatiles Analysis

Sample: 010524AQ	Vial: 67
Description: Negative	LIMS ID:
Method: ethanol quant.M	Sequence: 27Mar24
Instrument: US14173023 CN14160045	Injection date: 3/27/2024 4:03:08 PM
Data file: C:\Chem32\1\Data\27Mar24\67.D	Analyst: Canonico <i>EC</i>

Dissemination is restricted to Criminal Justice Agencies and authorized agencies ONLY. Secondary dissemination to unauthorized agencies is PROHIBITED. Scottsdale City Prosecutor

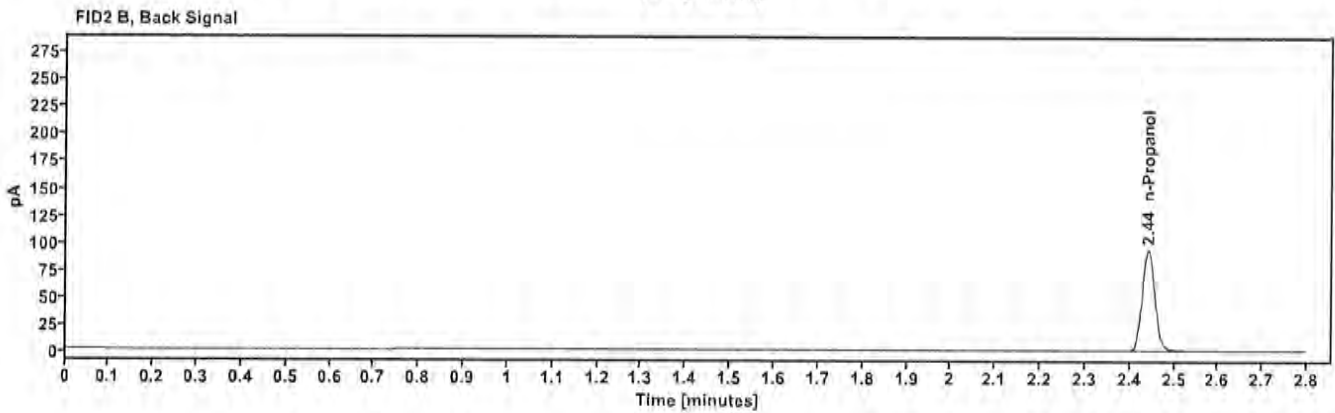
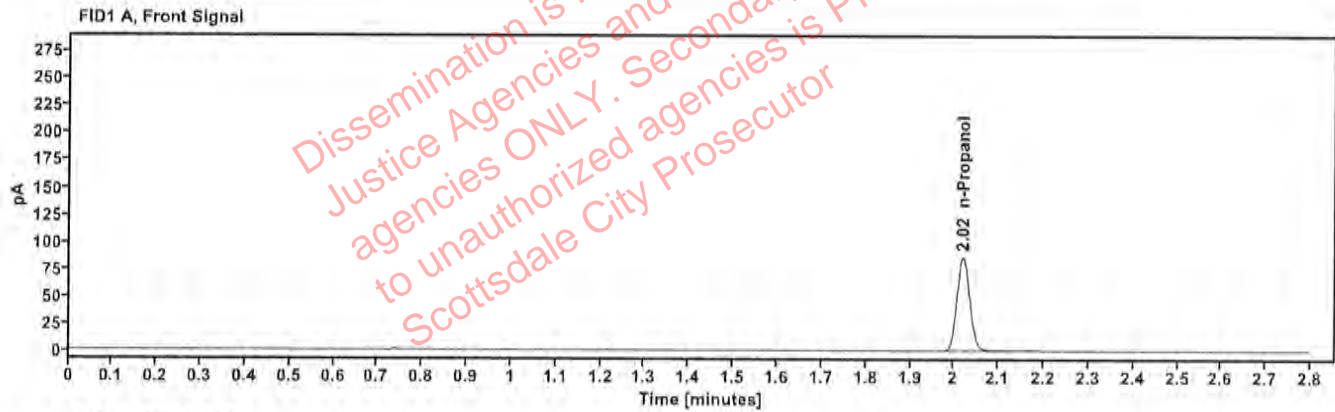


Table 1: FID 1 A (column DB-ALC1)

Compound	Amount (g/100mL)	Time (min)	Peak Area
n-Propanol	---	2.020	171.878

Table 2: FID 2 B (column DB-ALC2)

Compound	Time (min)	Peak Area
n-Propanol	2.441	186.233

# Sequence Summary

Sequence name: 27Mar24      Instrument: US14173023 CN14160045      Analyst: Canonico *EC*

Vial	Sample	Description	Type	LIMS ID	Method
1	FN03122113	0.020 calibrator	Calibration		ethanol quant.M
2	FN03072301	0.100 calibrator	Calibration		ethanol quant.M
3	FN03132302	0.200 calibrator	Calibration		ethanol quant.M
4	FN03052102	0.400 calibrator	Calibration		ethanol quant.M
5	011823WB	Negative	Control		ethanol quant.M
6	050721MIX	Volatiles mix	Control		ethanol quant.M
7	30012020-A	0.400	Control		ethanol quant.M
8	14082019-B	0.040	Control		ethanol quant.M
9	4110320133/11	0.199	Control		ethanol quant.M
10	2405571-2				ethanol quant.M
11	2405571-2				ethanol quant.M
12	2404585-6				ethanol quant.M
13	2404585-6				ethanol quant.M
14	2405742-2				ethanol quant.M
15	2405742-2				ethanol quant.M
16	2405819-4				ethanol quant.M
17	2405819-4				ethanol quant.M
18	2405379-2				ethanol quant.M
19	2405379-2				ethanol quant.M
20	20012020-B	0.080	Control		ethanol quant.M
21	2405848-3				ethanol quant.M
22	2405848-3				ethanol quant.M
23	2405894-1				ethanol quant.M
24	2405894-1				ethanol quant.M
25	2405895-1				ethanol quant.M
26	2405895-1				ethanol quant.M
27	2405531-1				ethanol quant.M
28	2405531-1				ethanol quant.M
29	2405896-1				ethanol quant.M
30	2405896-1				ethanol quant.M
31	4110320133/11	0.199	Control		ethanol quant.M
32	2405977-2				ethanol quant.M
33	2405977-2				ethanol quant.M
34	2406032-1				ethanol quant.M
35	2406032-1				ethanol quant.M
36	2405980-2				ethanol quant.M
37	2405980-2				ethanol quant.M
38	432-01T.B.				ethanol quant.M
39	432-01T.B.				ethanol quant.M
40	414-01M.S.				ethanol quant.M
41	414-01M.S.				ethanol quant.M
42	20012020-B	0.080	Control		ethanol quant.M
43	422-01L.A.				ethanol quant.M
44	422-01L.A.				ethanol quant.M
45	334-01S.M.				ethanol quant.M
46	334-01S.M.				ethanol quant.M
47	404-01M.B.				ethanol quant.M

Dissemination is restricted to Criminal Justice Agencies and authorized agencies ONLY. Secondary dissemination to unauthorized agencies is PROHIBITED. Scottsdale City Prosecutor



# Sequence Summary

ee

48	404-01M.B.				ethanol quant.M
49	353-01K.W.				ethanol quant.M
50	353-01K.W.				ethanol quant.M
51	409-01B.S.				ethanol quant.M
52	409-01B.S.				ethanol quant.M
53	4110320133/11	0.199	Control		ethanol quant.M
54	353-01D.P.				ethanol quant.M
55	353-01D.P.				ethanol quant.M
56	334-01T.G.				ethanol quant.M
57	334-01T.G.				ethanol quant.M
58	347-01B.T.				ethanol quant.M
59	347-01B.T.				ethanol quant.M
60	353-01G.R.				ethanol quant.M
61	353-01G.R.				ethanol quant.M
62	2406154-2				ethanol quant.M
63	2406154-2				ethanol quant.M
64	30012020-A	0.400	Control		ethanol quant.M
65	14082019-B	0.040	Control		ethanol quant.M
66	4110320133/11	0.199	Control		ethanol quant.M
67	010524AQ	Negative	Control		ethanol quant.M

Dissemination is restricted to Criminal Justice Agencies and authorized agencies ONLY. Secondary dissemination to unauthorized agencies is PROHIBITED.  
 Scottsdale City Prosecutor

# Scottsdale Police Department Crime Laboratory Summary of Cases

SEQUENCE NAME: 27Mar24

ANALYST: Canonico 82

Vials	Test 1 (g/dL)	Test 2 (g/dL)	Mean (g/dL)	Percent Difference*	Absolute Difference (g/dL)*
10 11	0.3718	0.3702	0.37100	0.22	0.00080
12 13	0.0000	0.0000	0.00000	0.00	0.00000
14 15	0.2868	0.2933	0.29005	1.12	0.00325
16 17	0.2322	0.2322	0.23220	0.00	0.00000
18 19	0.1911	0.1915	0.19130	0.10	0.00020
21 22	0.1568	0.1549	0.15585	0.61	0.00095
23 24	0.1350	0.1359	0.13545	0.33	0.00045
25 26	0.3372	0.3329	0.33505	0.64	0.00215
27 28	0.4603	0.4579	0.45910	0.26	0.00120
29 30	0.2318	0.2311	0.23145	0.15	0.00035
32 33	0.2576	0.2566	0.25710	0.19	0.00050
34 35	0.2416	0.2413	0.24145	0.06	0.00015
36 37	0.1702	0.1684	0.16930	0.53	0.00090
38 39	0.1596	0.1627	0.16115	0.96	0.00155
40 41	0.0994	0.1001	0.09975	0.35	0.00035
43 44	0.1745	0.1717	0.17310	0.81	0.00140
45 46	0.2093	0.2052	0.20725	0.99	0.00205
47 48	0.1579	0.1591	0.15850	0.38	0.00060
49 50	0.2597	0.2574	0.25855	0.44	0.00115
51 52	0.0713	0.0720	0.07165	0.49	0.00035
54 55	0.2888	0.2900	0.28940	0.21	0.00060
56 57	0.2102	0.2113	0.21075	0.26	0.00055
58 59	0.1542	0.1547	0.15445	0.16	0.00025
60 61	0.0834	0.0820	0.08270	0.85	0.00070
62 63	0.0882	0.0879	0.08805	0.17	0.00015

\*Calculated differences are differences from the mean of the two results.





### Scottsdale Police Department Crime Lab Volatiles Analysis

Sample:	2405571-2	Vial:	10
Description:	[REDACTED]	LIMS ID:	[REDACTED]
Method:	ethanol quant.M	Sequence:	27Mar24
Instrument:	US14173023 CN14160045	Injection date:	3/27/2024 12:12:38 PM
Data file:	C:\Chem32\1\Data\27Mar24\10.D	Analyst:	Canonico

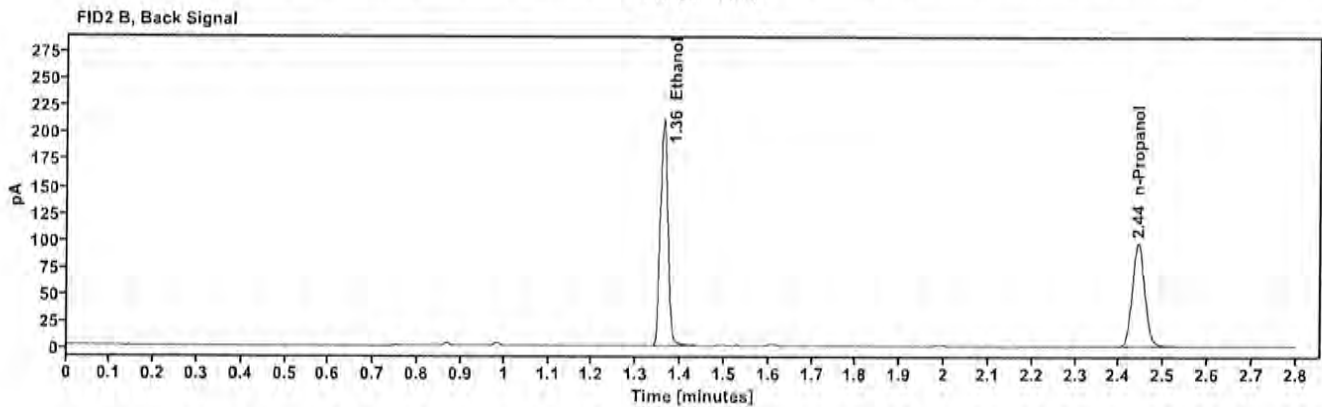
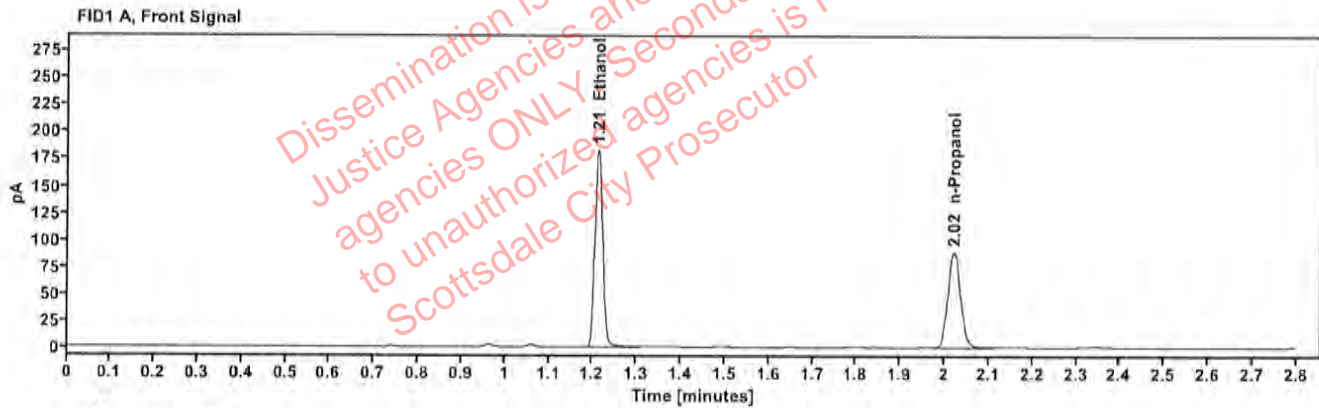


Table 1: FID 1 A (column DB-ALC1)

Compound	Amount (g/100mL)	Time (min)	Peak Area
>Ethanol	0.3718	1.212	230.365
n-Propanol	---	2.020	177.037

Table 2: FID 2 B (column DB-ALC2)

Compound	Time (min)	Peak Area
Ethanol	1.360	254.904
n-Propanol	2.443	191.114



### Scottsdale Police Department Crime Lab Volatiles Analysis

Sample:	2405571-2	Vial:	11
Description:	[REDACTED]	LIMS ID:	[REDACTED]
Method:	ethanol quant.M	Sequence:	27Mar24
Instrument:	US14173023 CN14160045	Injection date:	3/27/2024 12:16:38 PM
Data file:	C:\Chem32\1\Data\27Mar24\11.D	Analyst:	Canonico

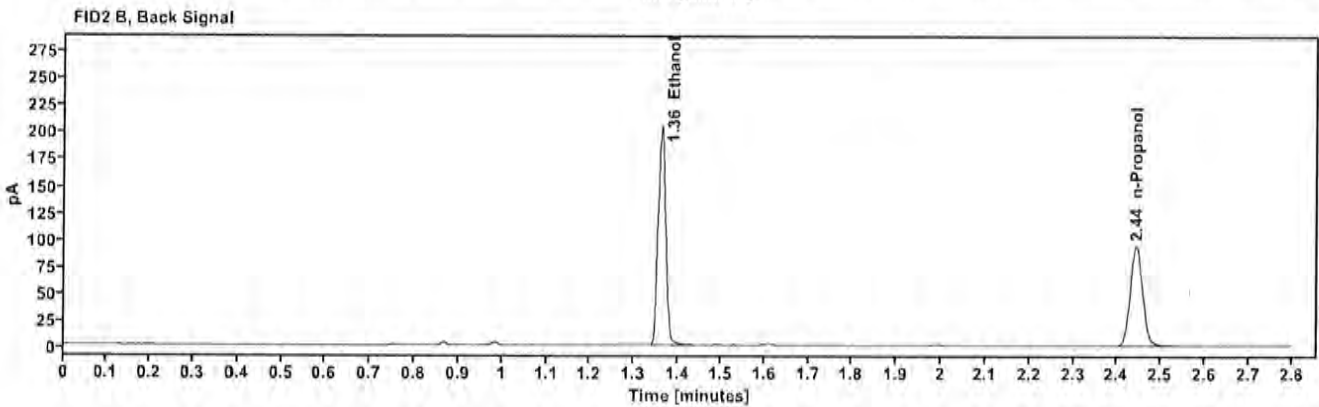
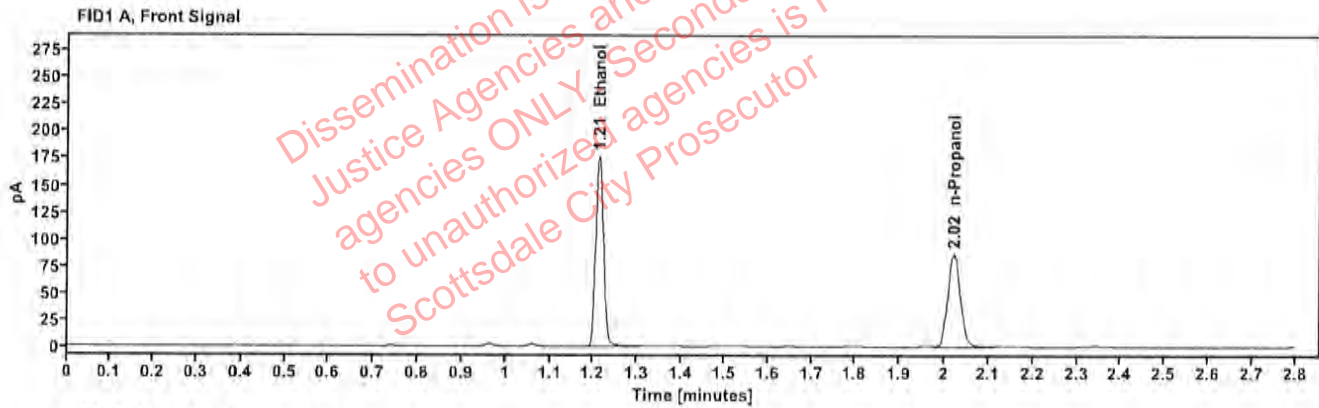


Table 1: FID 1 A (column DB-ALC1)

Compound	Amount (g/100mL)	Time (min)	Peak Area
>Ethanol	0.3702	1.212	221.999
n-Propanol	---	2.021	171.386

Table 2: FID 2 B (column DB-ALC2)

Compound	Time (min)	Peak Area
Ethanol	1.360	245.512
n-Propanol	2.443	185.036

### Scottsdale Police Department Crime Lab Volatiles Analysis

Sample:	2404585-6	Vial:	12
Description:	[REDACTED]	LIMS ID:	[REDACTED]
Method:	ethanol quant.M	Sequence:	27Mar24
Instrument:	US14173023 CN14160045	Injection date:	3/27/2024 12:20:38 PM
Data file:	C:\Chem32\1\Data\27Mar24\12.D	Analyst:	Canonico

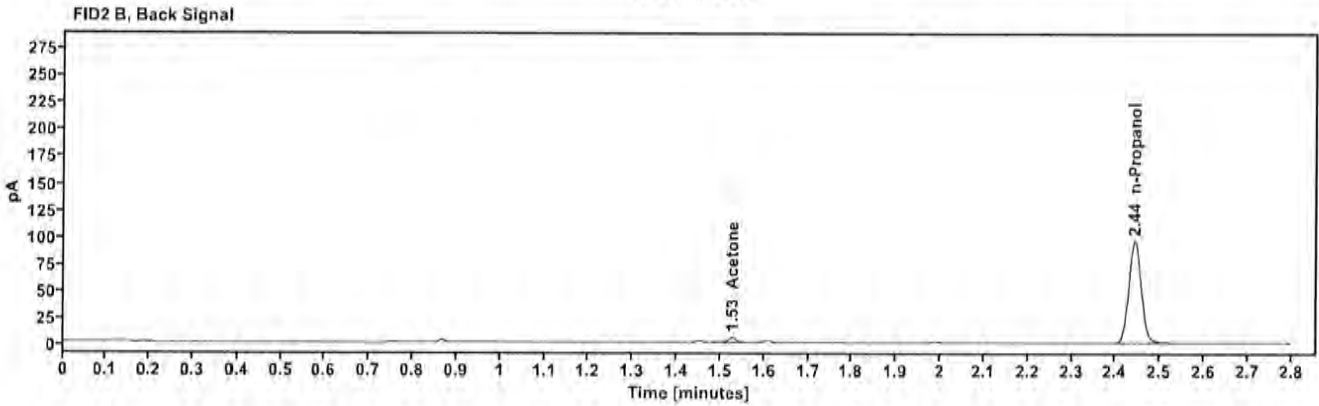
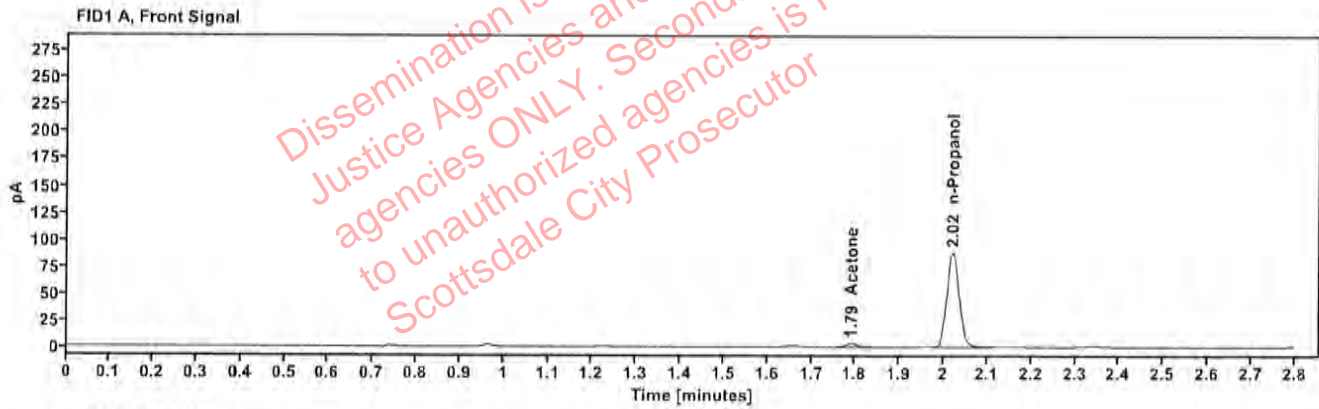


Table 1: FID 1 A (column DB-ALC1)

Compound	Amount (g/100mL)	Time (min)	Peak Area
Acetone	---	1.791	5.581
n-Propanol	---	2.020	174.779

Table 2: FID 2 B (column DB-ALC2)

Compound	Time (min)	Peak Area
Acetone	1.527	6.358
n-Propanol	2.443	189.254

### Scottsdale Police Department Crime Lab Volatiles Analysis

Sample:	2404585-6	Vial:	13
Description:	[REDACTED]	LIMS ID:	[REDACTED]
Method:	ethanol quant.M	Sequence:	27Mar24
Instrument:	US14173023 CN14160045	Injection date:	3/27/2024 12:24:53 PM
Data file:	C:\Chem32\1\Data\27Mar24\13.D	Analyst:	Canonico

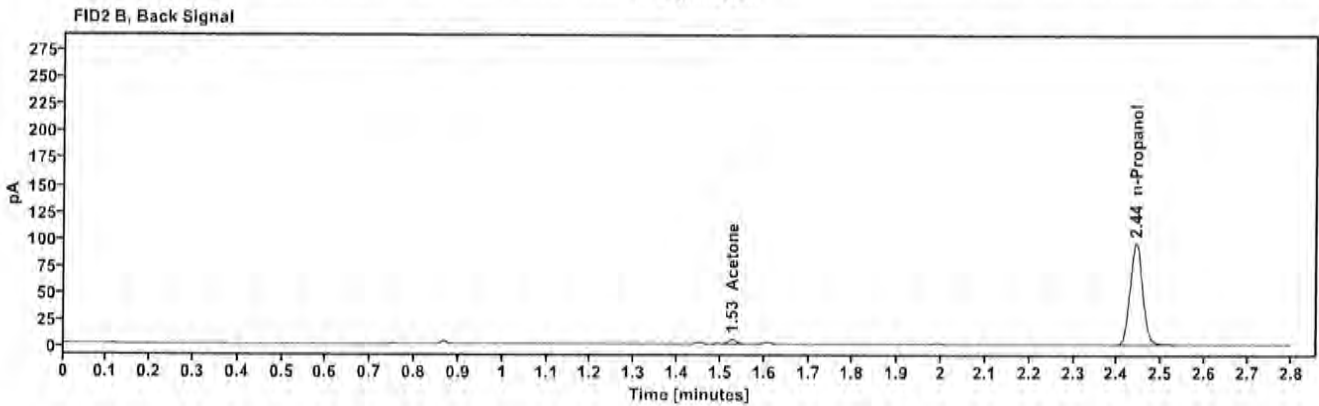
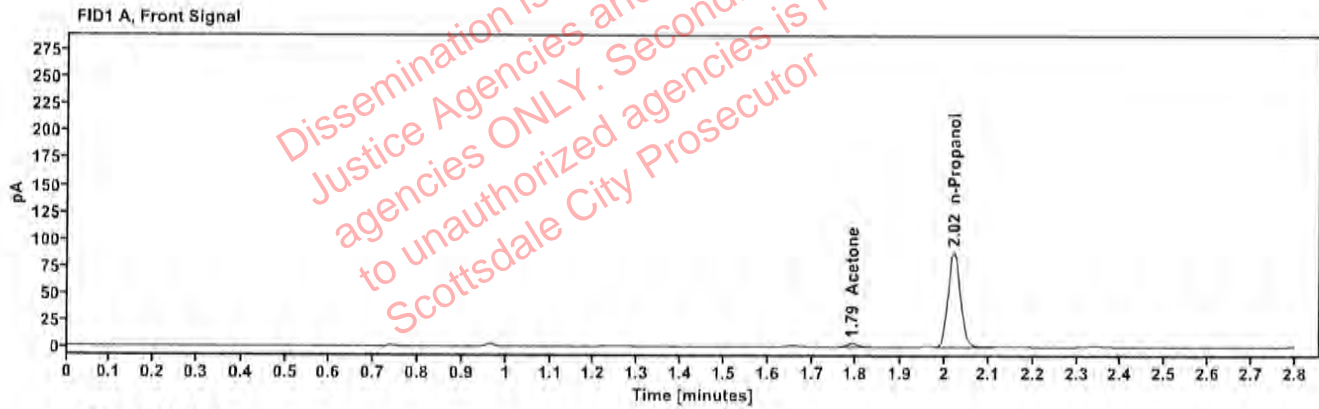


Table 1: FID 1 A (column DB-ALC1)

Compound	Amount (g/100mL)	Time (min)	Peak Area
Acetone	---	1.791	5.606
n-Propanol	---	2.020	175.099

Table 2: FID 2 B (column DB-ALC2)

Compound	Time (min)	Peak Area
Acetone	1.527	6.393
n-Propanol	2.442	189.459

### Scottsdale Police Department Crime Lab Volatiles Analysis

Sample:	2405742-2	Vial:	14
Description:	[REDACTED]	LIMS ID:	[REDACTED]
Method:	ethanol quant.M	Sequence:	27Mar24
Instrument:	US14173023 CN14160045	Injection date:	3/27/2024 12:28:52 PM
Data file:	C:\Chem32\1\Data\27Mar24\14.D	Analyst:	Canonico

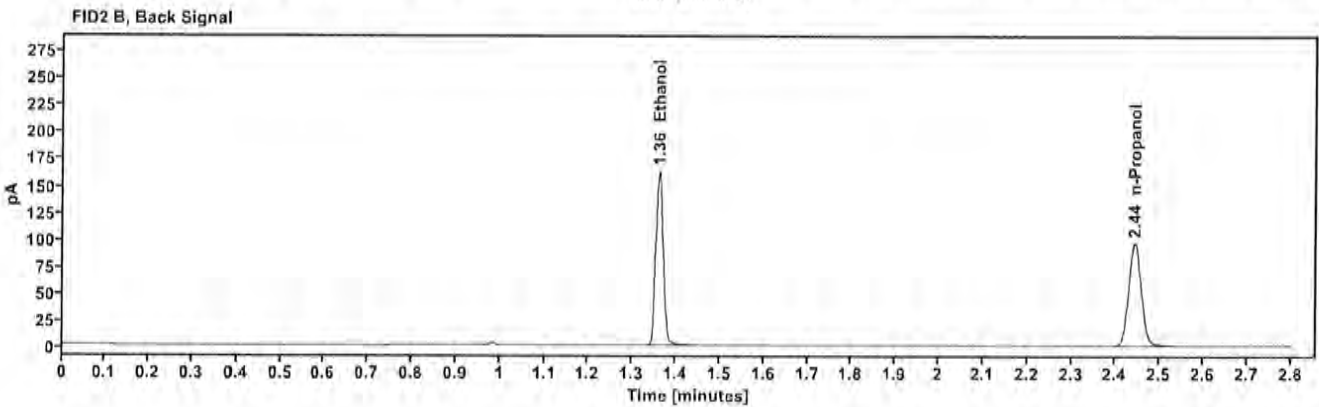
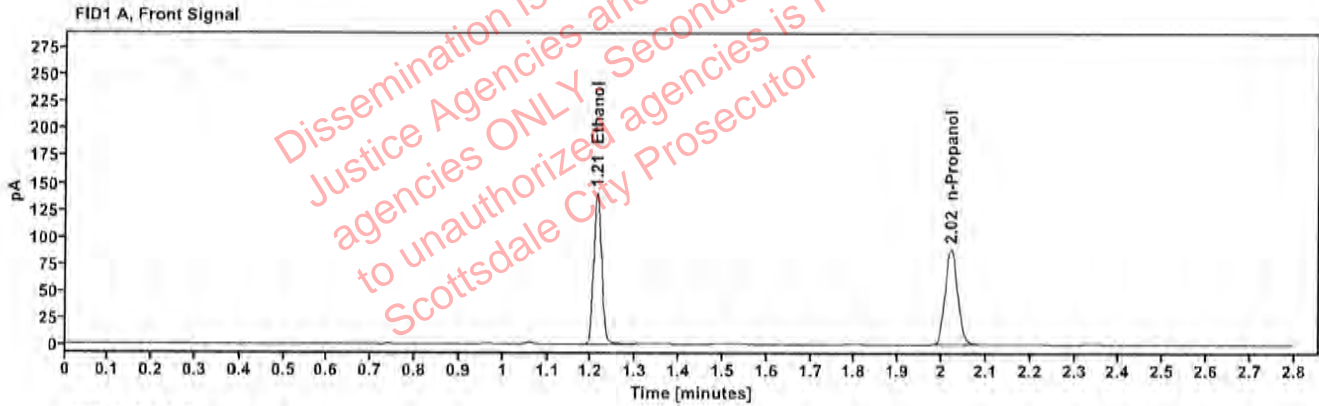


Table 1: FID 1 A (column DB-ALC1)

Compound	Amount (g/100mL)	Time (min)	Peak Area
>Ethanol	0.2868	1.212	176.832
n-Propanol	---	2.021	176.348

Table 2: FID 2 B (column DB-ALC2)

Compound	Time (min)	Peak Area
Ethanol	1.360	194.649
n-Propanol	2.443	190.951



### Scottsdale Police Department Crime Lab Volatiles Analysis

Sample:	2405742-2	Vial:	15
Description:	[REDACTED]	LIMS ID:	[REDACTED]
Method:	ethanol quant.M	Sequence:	27Mar24
Instrument:	US14173023 CN14160045	Injection date:	3/27/2024 12:32:53 PM
Data file:	C:\Chem32\1\Data\27Mar24\15.D	Analyst:	Canonico

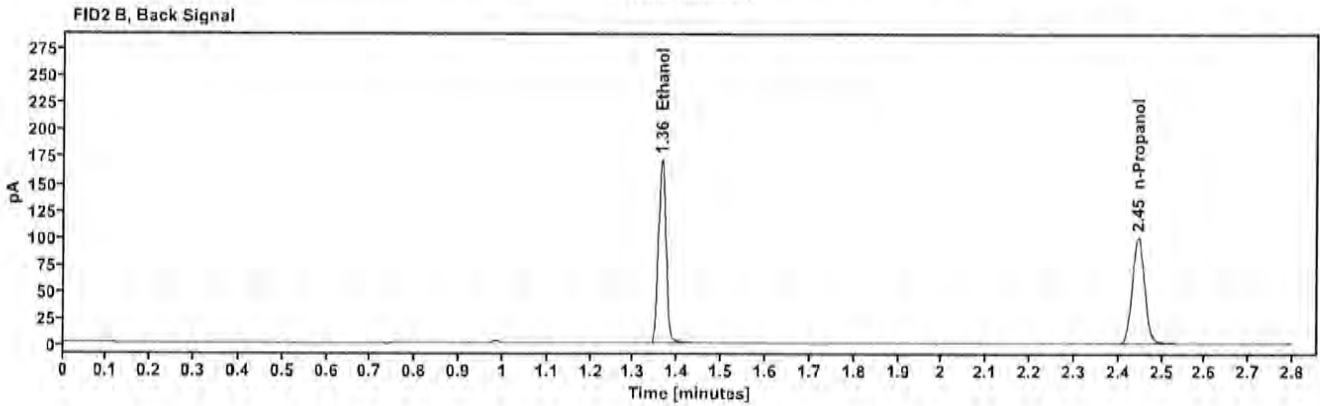
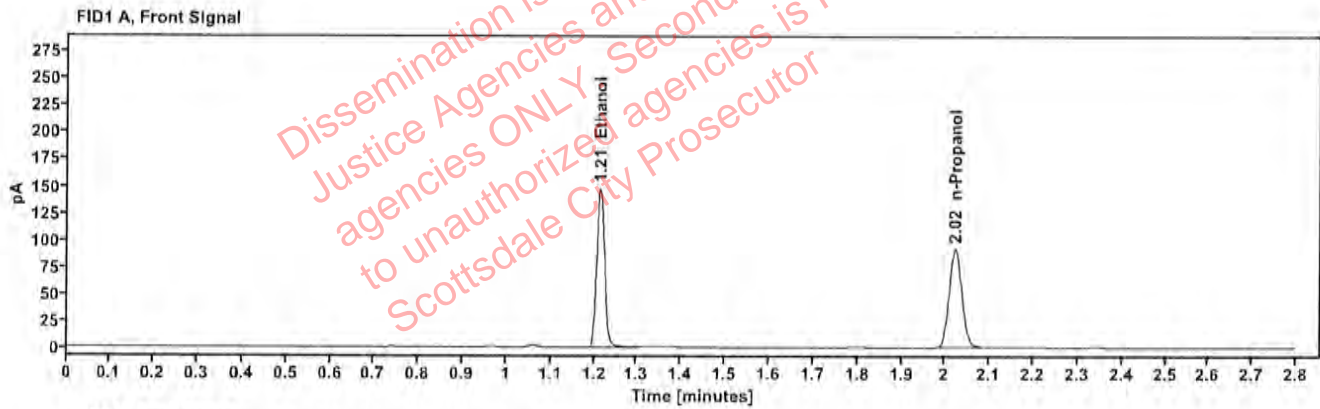


Table 1: FID 1 A (column DB-ALC1)

Compound	Amount (g/100mL)	Time (min)	Peak Area
>Ethanol	0.2933	1.214	187.750
n-Propanol	---	2.022	183.062

Table 2: FID 2 B (column DB-ALC2)

Compound	Time (min)	Peak Area
Ethanol	1.363	206.747
n-Propanol	2.445	198.154

### Scottsdale Police Department Crime Lab Volatiles Analysis

Sample:	2405819-4	Vial:	16
Description:	[REDACTED]	LIMS ID:	[REDACTED]
Method:	ethanol quant.M	Sequence:	27Mar24
Instrument:	US14173023 CN14160045	Injection date:	3/27/2024 12:36:52 PM
Data file:	C:\Chem32\1\Data\27Mar24\16.D	Analyst:	Canonico

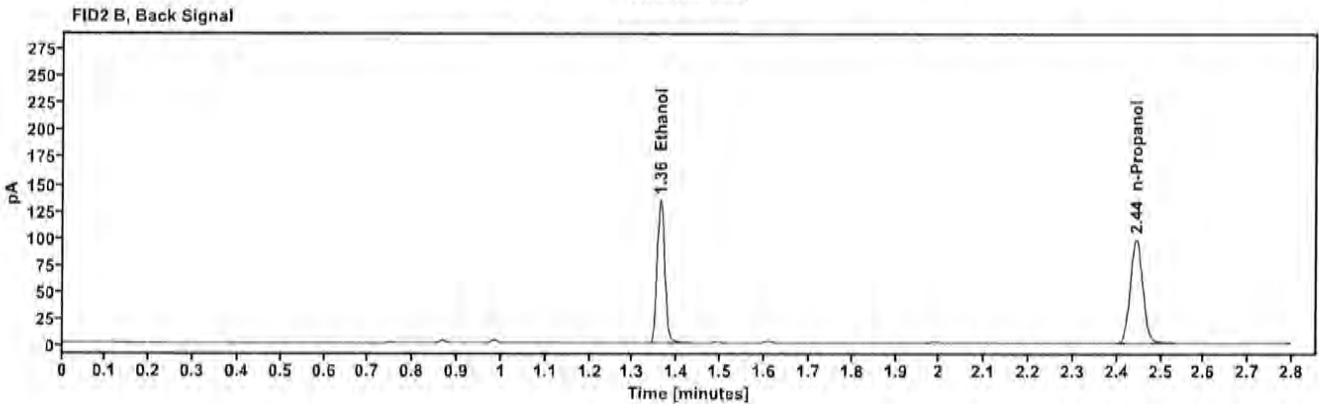
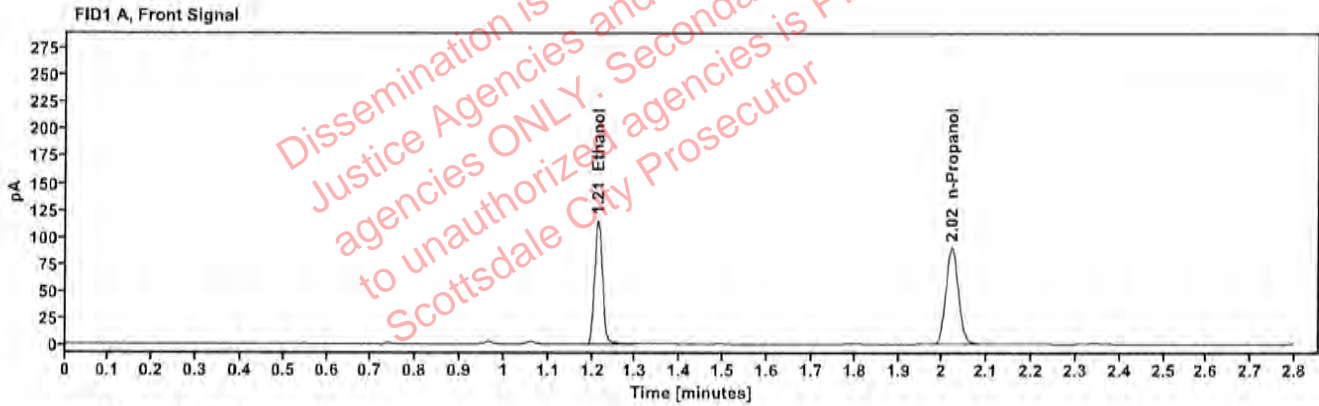


Table 1: FID 1 A (column DB-ALC1)

Compound	Amount (g/100mL)	Time (min)	Peak Area
>Ethanol	0.2322	1.213	145.892
n-Propanol	---	2.021	179.791

Table 2: FID 2 B (column DB-ALC2)

Compound	Time (min)	Peak Area
Ethanol	1.362	160.408
n-Propanol	2.444	193.855

### Scottsdale Police Department Crime Lab Volatiles Analysis

Sample:	2405819-4	Vial:	17
Description:	[REDACTED]	LIMS ID:	[REDACTED]
Method:	ethanol quant.M	Sequence:	27Mar24
Instrument:	US14173023 CN14160045	Injection date:	3/27/2024 12:40:53 PM
Data file:	C:\Chem32\1\Data\27Mar24\17.D	Analyst:	Canonico

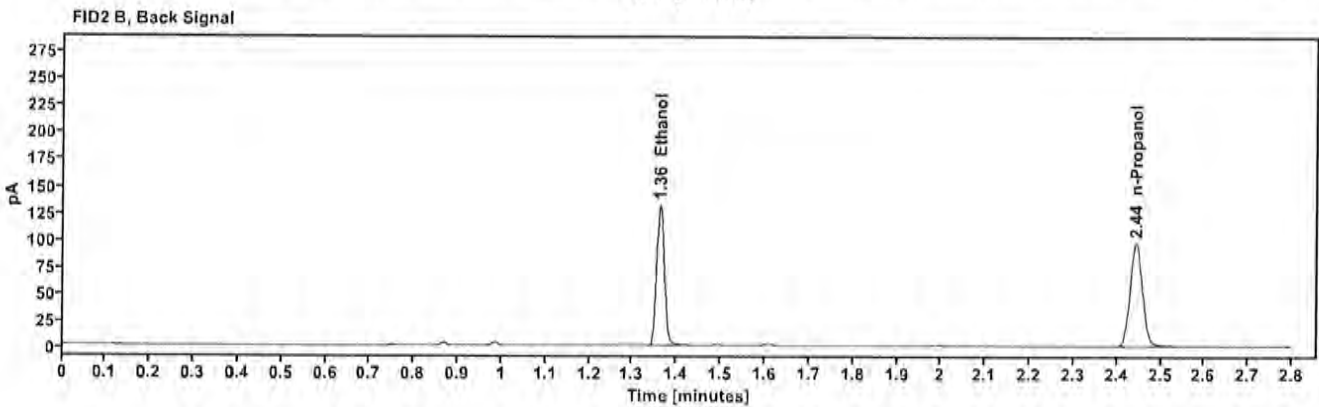
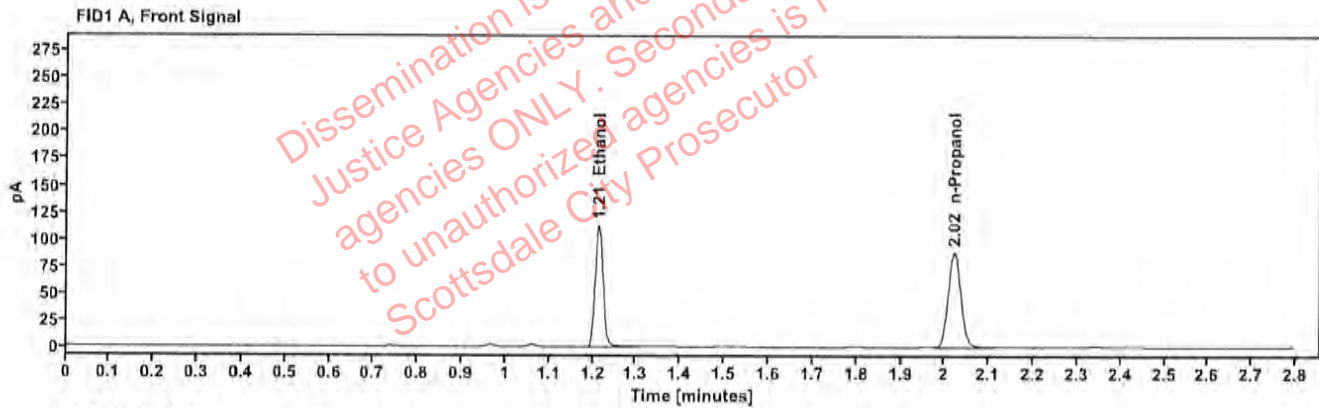


Table 1: FID 1 A (column DB-ALC1)

Compound	Amount (g/100mL)	Time (min)	Peak Area
>Ethanol	0.2322	1.213	143.488
n-Propanol	---	2.021	176.856

Table 2: FID 2 B (column DB-ALC2)

Compound	Time (min)	Peak Area
Ethanol	1.361	157.441
n-Propanol	2.443	191.102

### Scottsdale Police Department Crime Lab Volatiles Analysis

Sample:	2405379-2	Vial:	18
Description:	[REDACTED]	LIMS ID:	[REDACTED]
Method:	ethanol quant.M	Sequence:	27Mar24
Instrument:	US14173023 CN14160045	Injection date:	3/27/2024 12:44:52 PM
Data file:	C:\Chem32\1\Data\27Mar24\18.D	Analyst:	Canonico

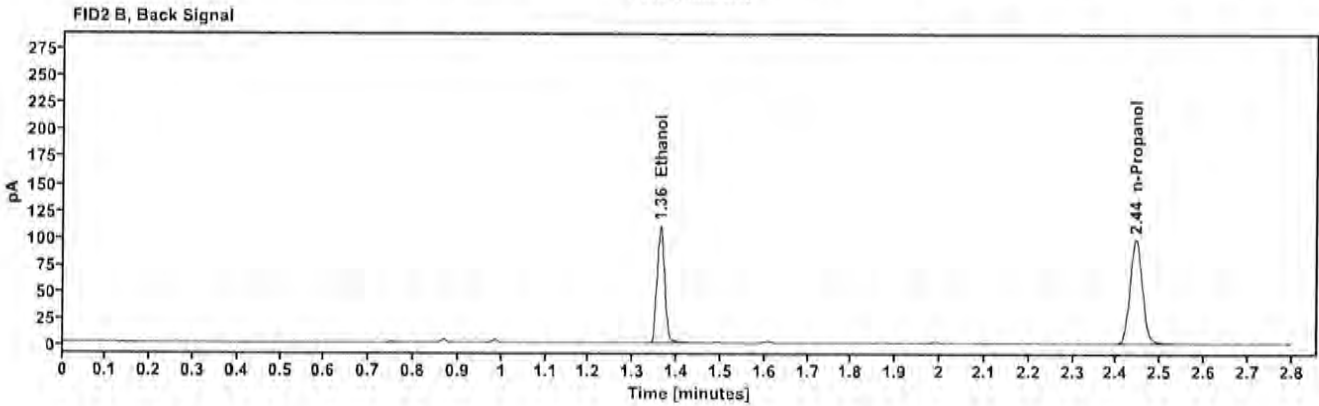
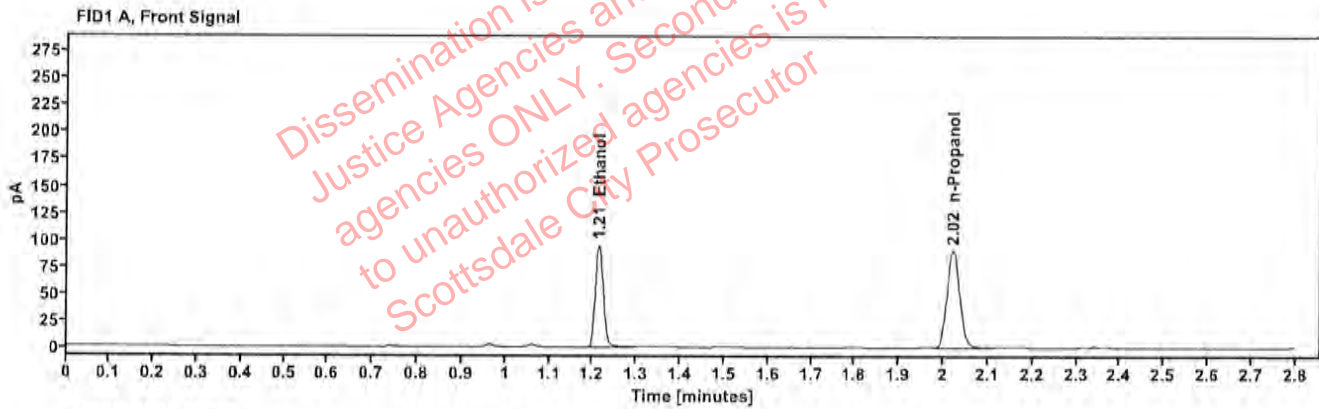


Table 1: FID 1 A (column DB-ALC1)

Compound	Amount (g/100mL)	Time (min)	Peak Area
>Ethanol	0.1911	1.213	120.012
n-Propanol	—	2.021	179.919

Table 2: FID 2 B (column DB-ALC2)

Compound	Time (min)	Peak Area
Ethanol	1.362	131.843
n-Propanol	2.444	194.530



### Scottsdale Police Department Crime Lab Volatiles Analysis

Sample:	2405379-2	Vial:	19
Description:	[REDACTED]	LIMS ID:	[REDACTED]
Method:	ethanol quant.M	Sequence:	27Mar24
Instrument:	US14173023 CN14160045	Injection date:	3/27/2024 12:49:08 PM
Data file:	C:\Chem32\1\Data\27Mar24\19.D	Analyst:	Canonico

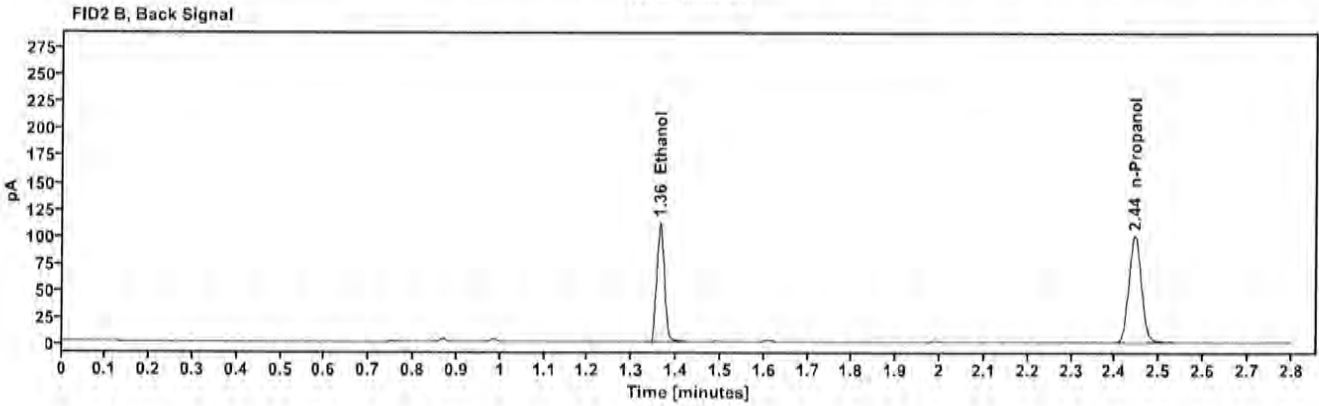
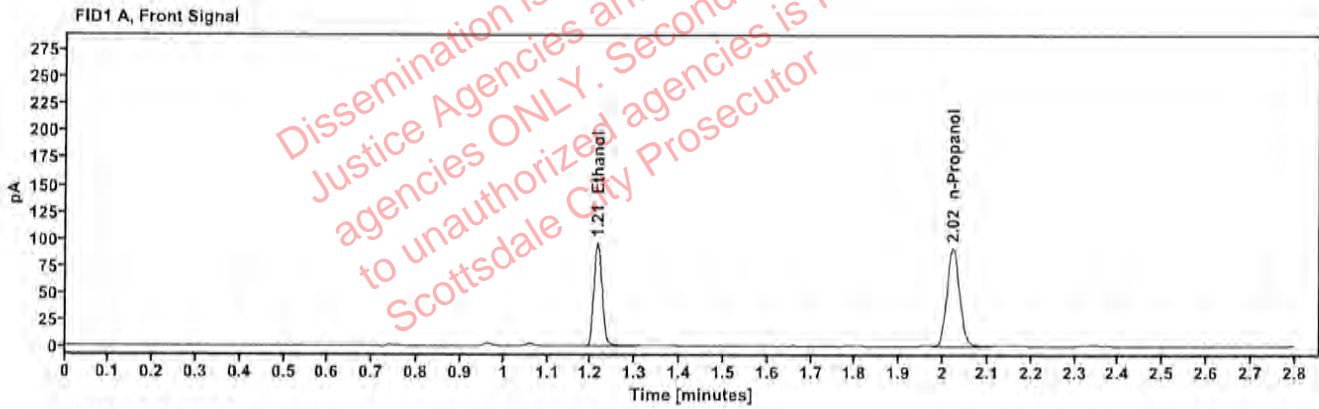


Table 1: FID 1 A (column DB-ALC1)

Compound	Amount (g/100mL)	Time (min)	Peak Area
>Ethanol	0.1915	1.214	122.247
n-Propanol	---	2.022	182.877

Table 2: FID 2 B (column DB-ALC2)

Compound	Time (min)	Peak Area
Ethanol	1.363	134.287
n-Propanol	2.444	197.614

### Scottsdale Police Department Crime Lab Volatiles Analysis

Sample:	2405848-3	Vial:	21
Description:	[REDACTED]	LIMS ID:	[REDACTED]
Method:	ethanol quant.M	Sequence:	27Mar24
Instrument:	US14173023 CN14160045	Injection date:	3/27/2024 12:57:08 PM
Data file:	C:\Chem32\1\Data\27Mar24\21.D	Analyst:	Canonico

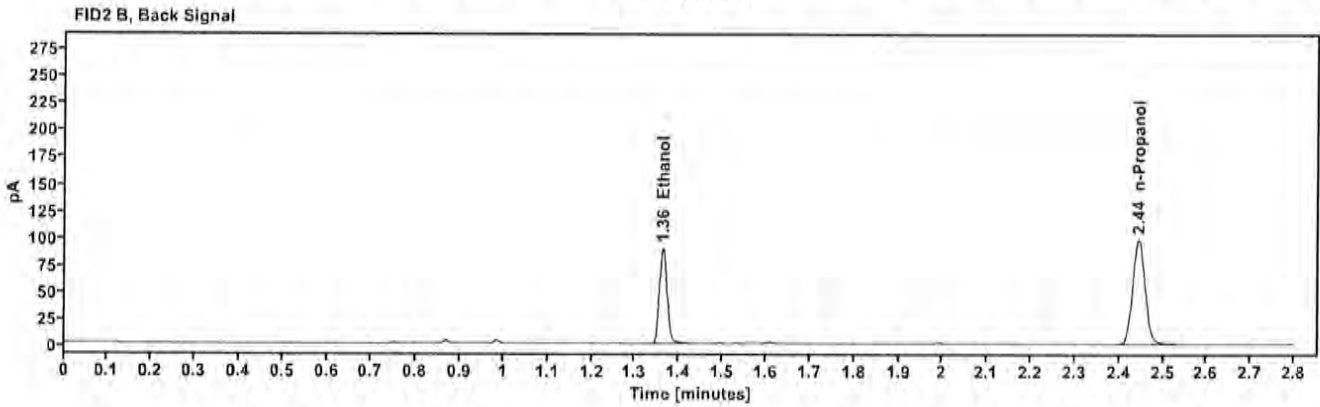
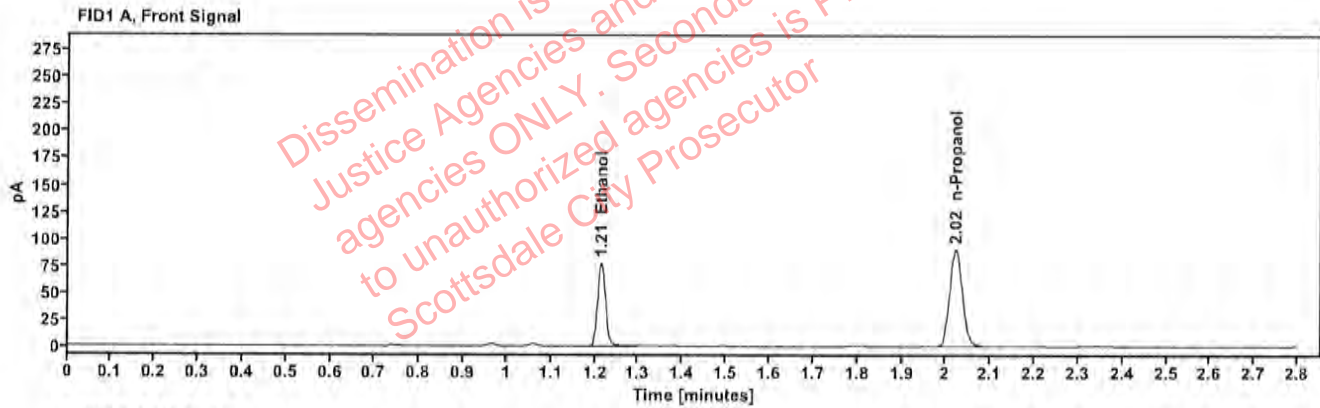


Table 1: FID 1 A (column DB-ALC1)

Compound	Amount (g/100mL)	Time (min)	Peak Area
>Ethanol	0.1568	1.214	98.155
n-Propanol	—	2.022	179.543

Table 2: FID 2 B (column DB-ALC2)

Compound	Time (min)	Peak Area
Ethanol	1.362	107.717
n-Propanol	2.444	195.084

### Scottsdale Police Department Crime Lab Volatiles Analysis

Sample:	2405848-3	Vial:	22
Description:	[REDACTED]	LIMS ID:	[REDACTED]
Method:	ethanol quant.M	Sequence:	27Mar24
Instrument:	US14173023 CN14160045	Injection date:	3/27/2024 1:01:07 PM
Data file:	C:\Chem32\1\Data\27Mar24\22.D	Analyst:	Canonico

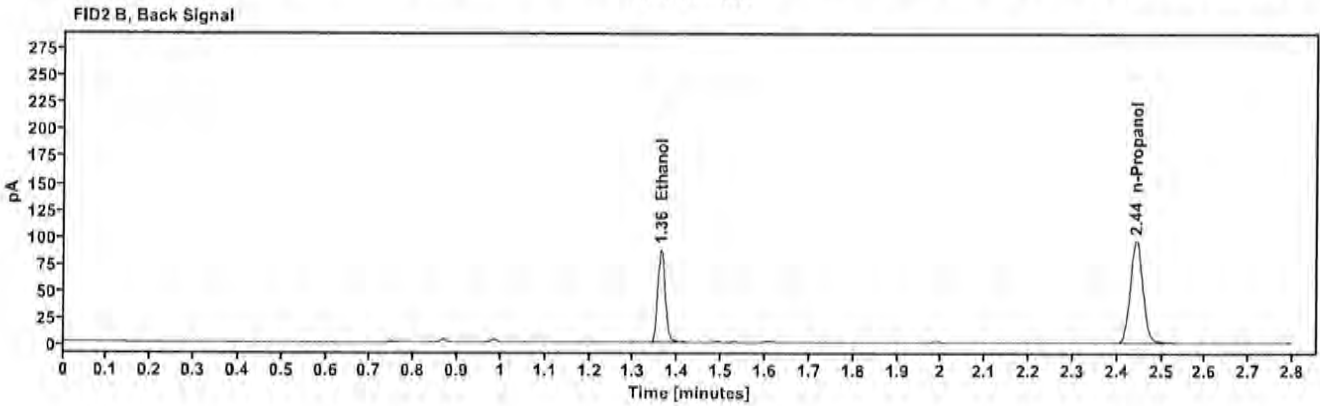
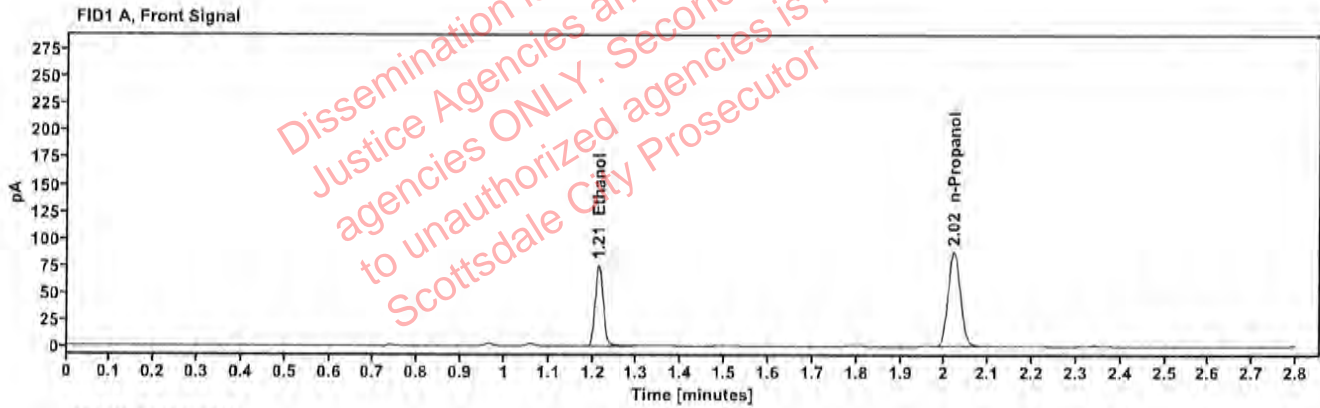


Table 1: FID 1 A (column DB-ALC1)

Compound	Amount (g/100mL)	Time (min)	Peak Area
>Ethanol	0.1549	1.213	95.286
n-Propanol	---	2.021	176.472

Table 2: FID 2 B (column DB-ALC2)

Compound	Time (min)	Peak Area
Ethanol	1.361	104.631
n-Propanol	2.443	190.573

### Scottsdale Police Department Crime Lab Volatiles Analysis

Sample:	2405894-1	Vial:	23
Description:	[REDACTED]	LIMS ID:	[REDACTED]
Method:	ethanol quant.M	Sequence:	27Mar24
Instrument:	US14173023 CN14160045	Injection date:	3/27/2024 1:05:07 PM
Data file:	C:\Chem32\1\Data\27Mar24\23.D	Analyst:	Canonico

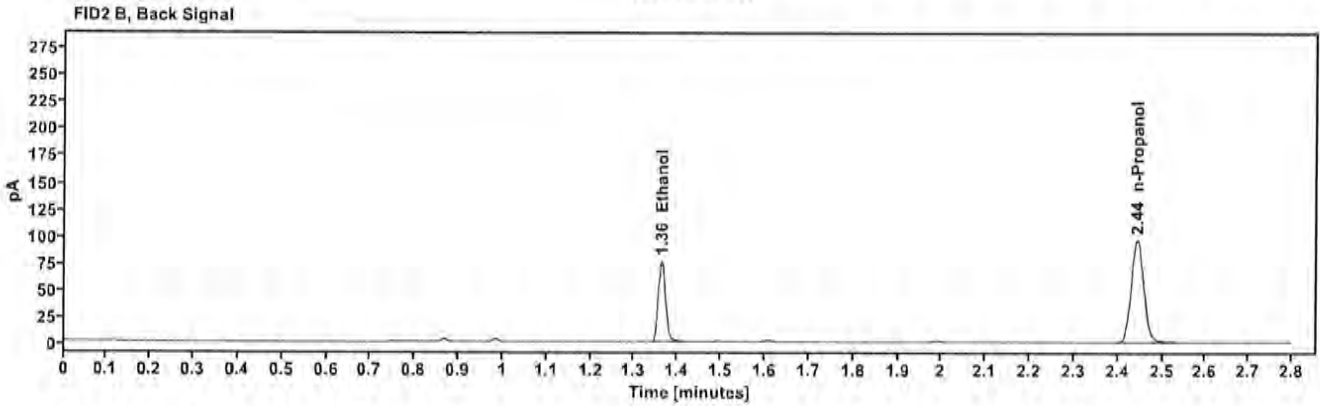
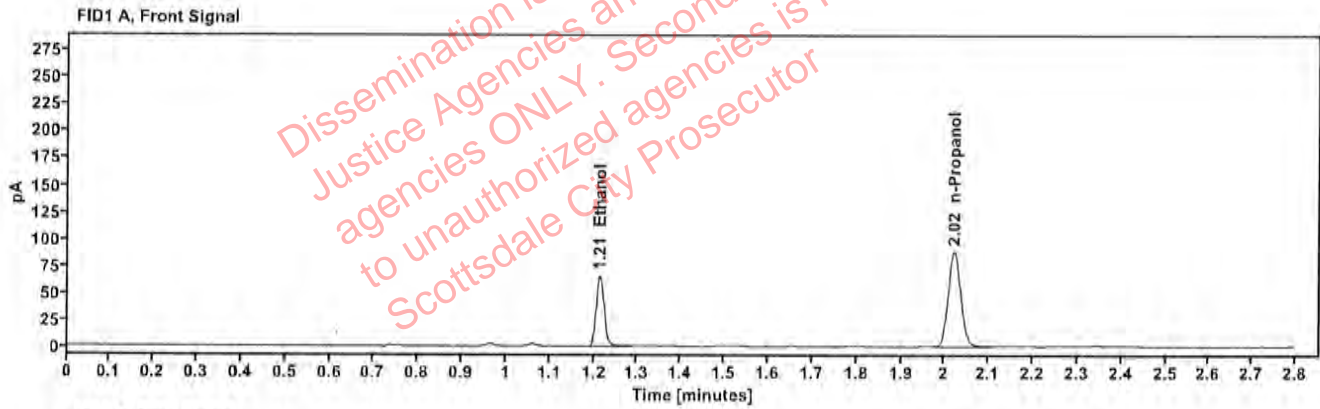


Table 1: FID 1 A (column DB-ALC1)

Compound	Amount (g/100mL)	Time (min)	Peak Area
>Ethanol	0.1350	1.214	83.053
n-Propanol	—	2.021	176.560

Table 2: FID 2 B (column DB-ALC2)

Compound	Time (min)	Peak Area
Ethanol	1.362	91.251
n-Propanol	2.444	190.648



### Scottsdale Police Department Crime Lab Volatiles Analysis

Sample:	2405894-1	Vial:	24
Description:	[REDACTED]	LIMS ID:	[REDACTED]
Method:	ethanol quant.M	Sequence:	27Mar24
Instrument:	US14173023 CN14160045	Injection date:	3/27/2024 1:09:07 PM
Data file:	C:\Chem32\1\Data\27Mar24\24.D	Analyst:	Canonico

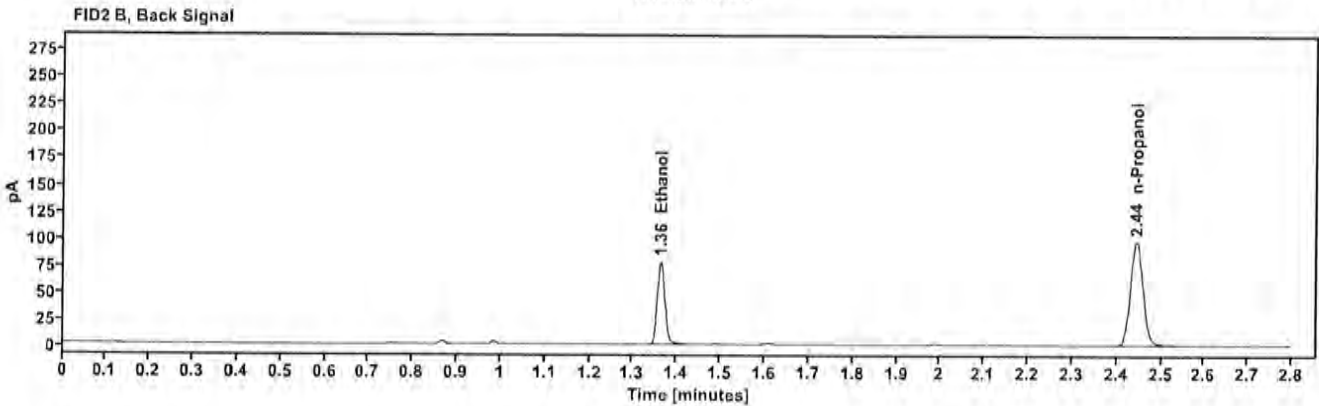
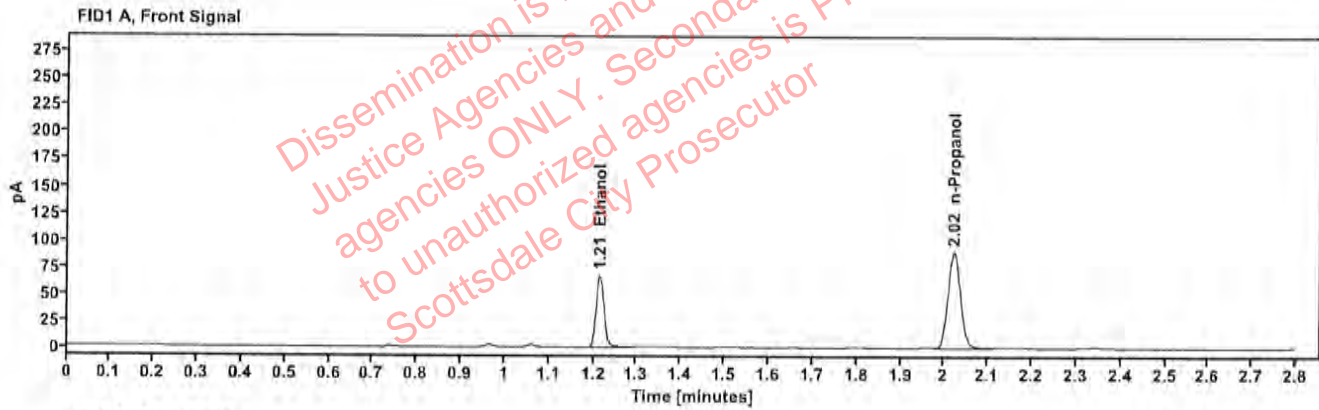


Table 1: FID 1 A (column DB-ALC1)

Compound	Amount (g/100mL)	Time (min)	Peak Area
>Ethanol	0.1359	1.214	84.847
n-Propanol	---	2.022	179.227

Table 2: FID 2 B (column DB-ALC2)

Compound	Time (min)	Peak Area
Ethanol	1.363	93.189
n-Propanol	2.444	193.460

### Scottsdale Police Department Crime Lab Volatiles Analysis

Sample:	2405895-1	Vial:	25
Description:	[REDACTED]	LIMS ID:	[REDACTED]
Method:	ethanol quant.M	Sequence:	27Mar24
Instrument:	US14173023 CN14160045	Injection date:	3/27/2024 1:13:23 PM
Data file:	C:\Chem32\1\Data\27Mar24\25.D	Analyst:	Canonico

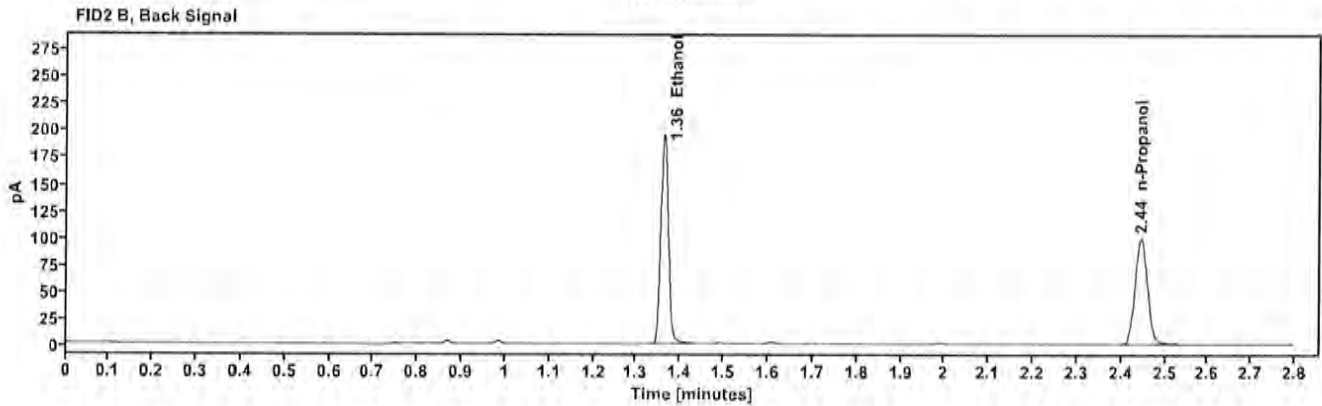
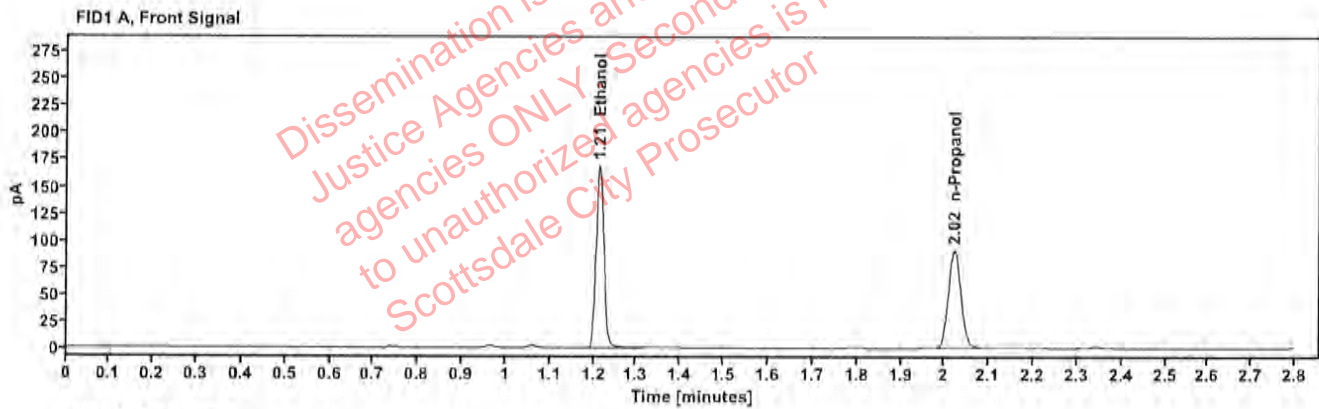


Table 1: FID 1 A (column DB-ALC1)

Compound	Amount (g/100mL)	Time (min)	Peak Area
>Ethanol	0.3372	1.213	214.447
n-Propanol	---	2.022	181.774

Table 2: FID 2 B (column DB-ALC2)

Compound	Time (min)	Peak Area
Ethanol	1.362	237.031
n-Propanol	2.444	195.696

### Scottsdale Police Department Crime Lab Volatiles Analysis

Sample:	2405895-1	Vial:	26
Description:	██████████	LIMS ID:	██████████
Method:	ethanol quant.M	Sequence:	27Mar24
Instrument:	US14173023 CN14160045	Injection date:	3/27/2024 1:17:23 PM
Data file:	C:\Chem32\1\Data\27Mar24\26.D	Analyst:	Canonico

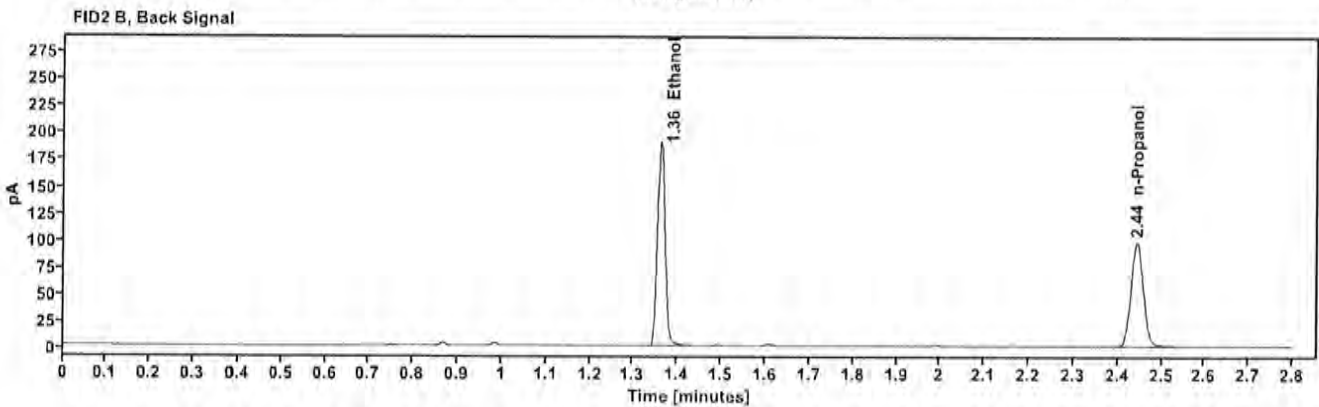
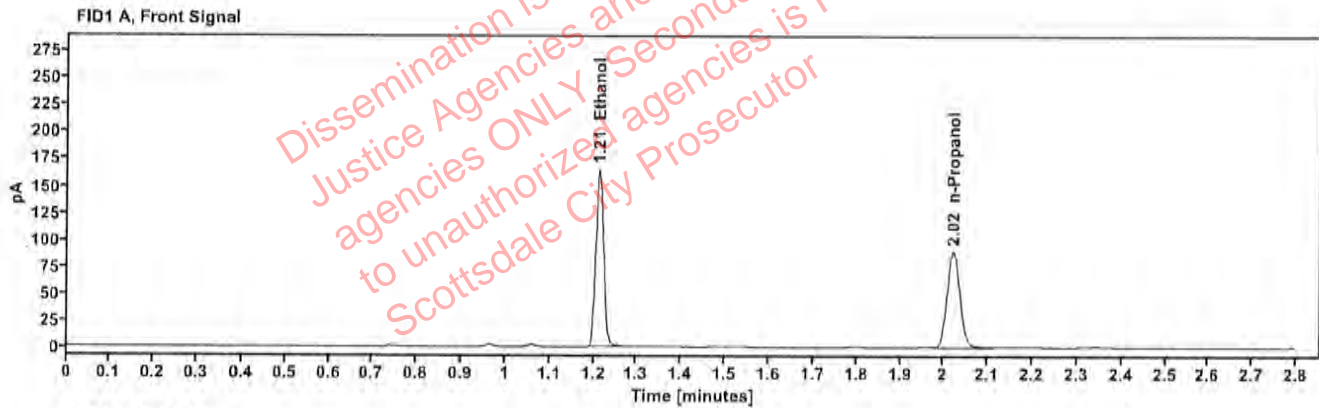


Table 1: FID 1 A (column DB-ALC1)

Compound	Amount (g/100mL)	Time (min)	Peak Area
>Ethanol	0.3329	1.213	208.436
n-Propanol	-----	2.021	178.979

Table 2: FID 2 B (column DB-ALC2)

Compound	Time (min)	Peak Area
Ethanol	1.361	230.385
n-Propanol	2.443	192.709

### Scottsdale Police Department Crime Lab Volatiles Analysis

Sample:	2405531-1	Vial:	27
Description:	[REDACTED]	LIMS ID:	[REDACTED]
Method:	ethanol quant.M	Sequence:	27Mar24
Instrument:	US14173023 CN14160045	Injection date:	3/27/2024 1:21:23 PM
Data file:	C:\Chem32\1\Data\27Mar24\27.D	Analyst:	Canonico

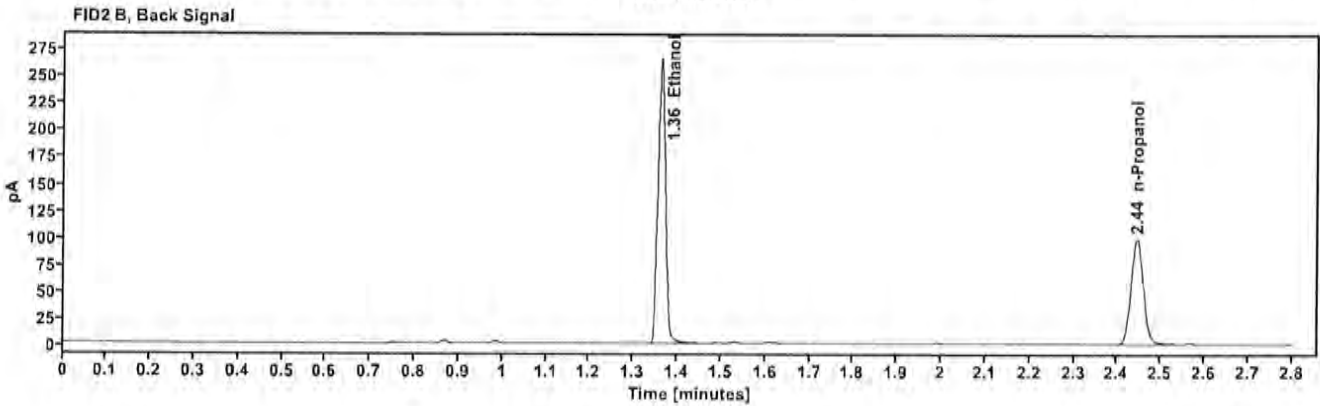
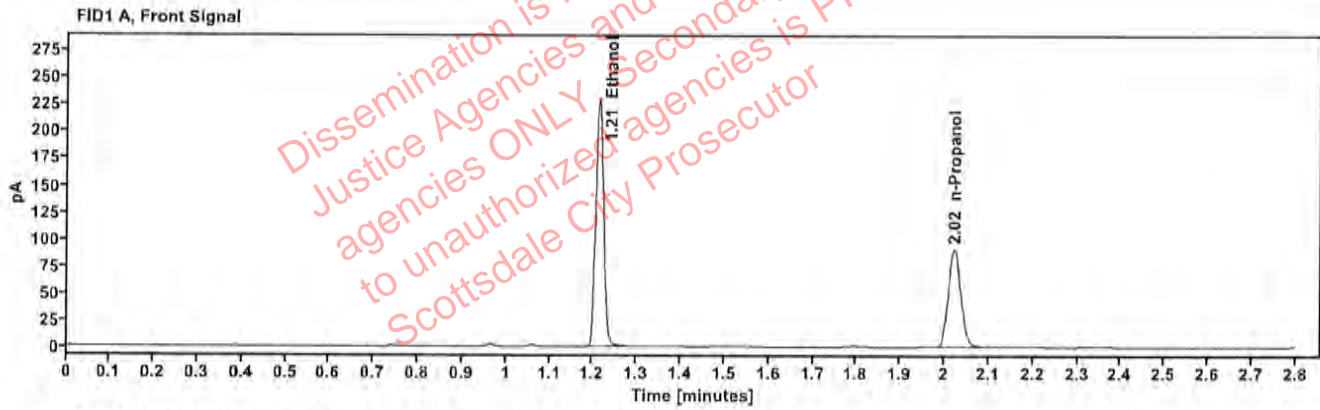


Table 1: FID 1 A (column DB-ALC1)

Compound	Amount (g/100mL)	Time (min)	Peak Area
>Ethanol	0.4603	1.213	291.400
n-Propanol	---	2.022	180.818

Table 2: FID 2 B (column DB-ALC2)

Compound	Time (min)	Peak Area
Ethanol	1.362	322.099
n-Propanol	2.445	196.099



### Scottsdale Police Department Crime Lab Volatiles Analysis

Sample:	2405531-1	Vial:	28
Description:	[REDACTED]	LIMS ID:	[REDACTED]
Method:	ethanol quant.M	Sequence:	27Mar24
Instrument:	US14173023 CN14160045	Injection date:	3/27/2024 1:25:23 PM
Data file:	C:\Chem32\1\Data\27Mar24\28.D	Analyst:	Canonico

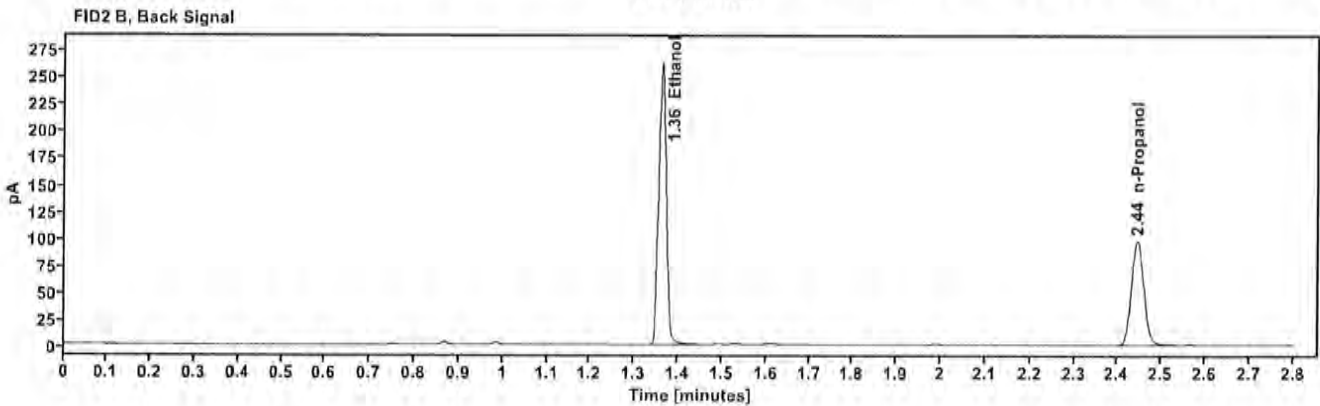
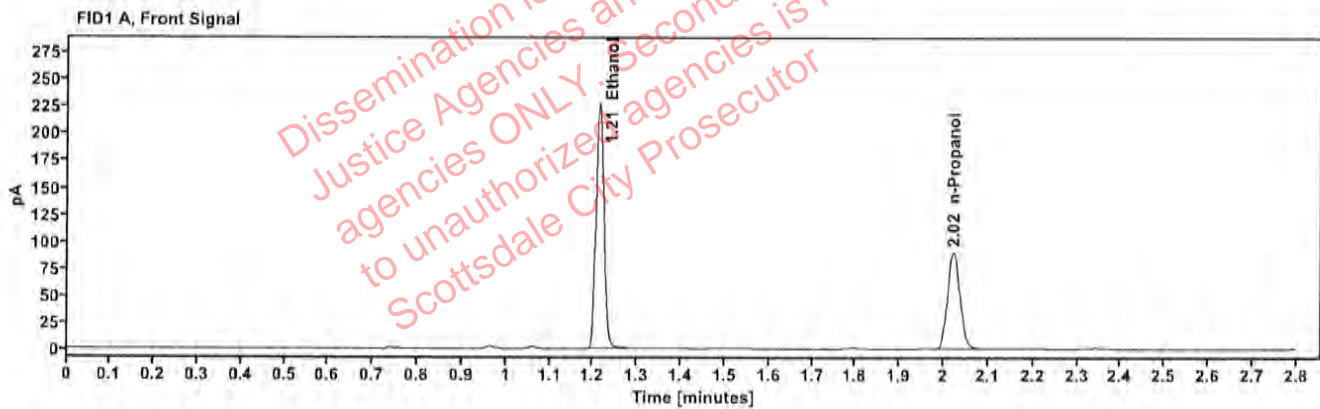


Table 1: FID 1 A (column DB-ALC1)

Compound	Amount (g/100mL)	Time (min)	Peak Area
>Ethanol	0.4579	1.213	288.234
n-Propanol	---	2.022	179.798

Table 2: FID 2 B (column DB-ALC2)

Compound	Time (min)	Peak Area
Ethanol	1.363	318.532
n-Propanol	2.445	195.007

### Scottsdale Police Department Crime Lab Volatiles Analysis

Sample:	2405896-1	Vial:	29
Description:	[REDACTED]	LIMS ID:	[REDACTED]
Method:	ethanol quant.M	Sequence:	27Mar24
Instrument:	US14173023 CN14180045	Injection date:	3/27/2024 1:29:22 PM
Data file:	C:\Chem32\1\Data\27Mar24\29.D	Analyst:	Canonico

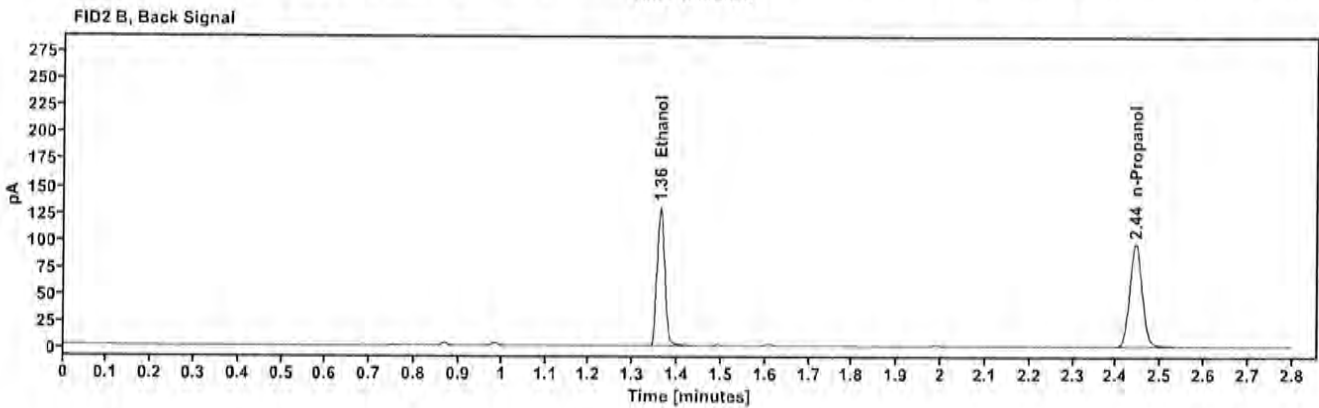
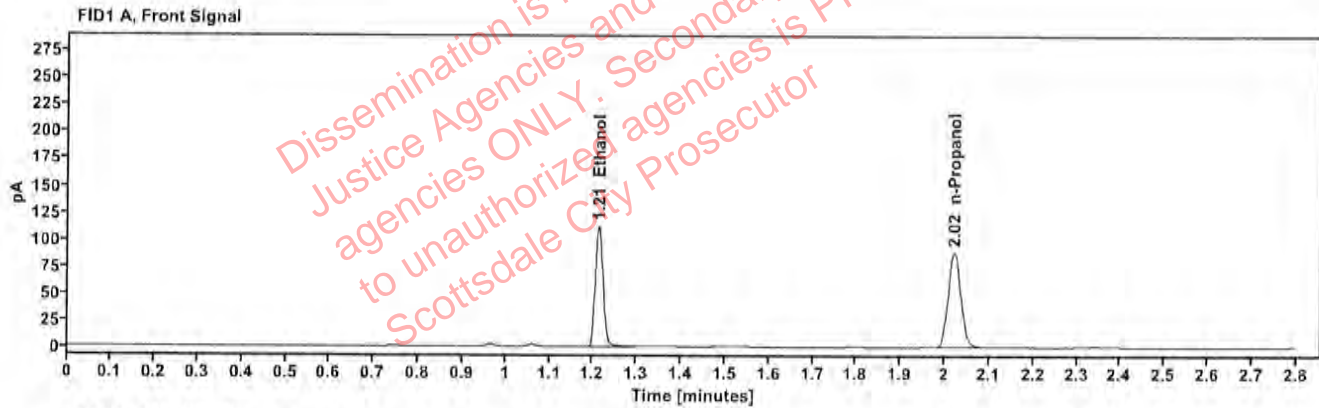


Table 1: FID 1 A (column DB-ALC1)

Compound	Amount (g/100mL)	Time (min)	Peak Area
>Ethanol	0.2318	1.213	142.122
n-Propanol	—	2.021	175.469

Table 2: FID 2 B (column DB-ALC2)

Compound	Time (min)	Peak Area
Ethanol	1.361	156.229
n-Propanol	2.443	190.238

### Scottsdale Police Department Crime Lab Volatiles Analysis

Sample:	2405896-1	Vial:	30
Description:	[REDACTED]	LIMS ID:	[REDACTED]
Method:	ethanol quant.M	Sequence:	27Mar24
Instrument:	US14173023 CN14160045	Injection date:	3/27/2024 1:33:23 PM
Data file:	C:\Chem32\1\Data\27Mar24\30.D	Analyst:	Canonico

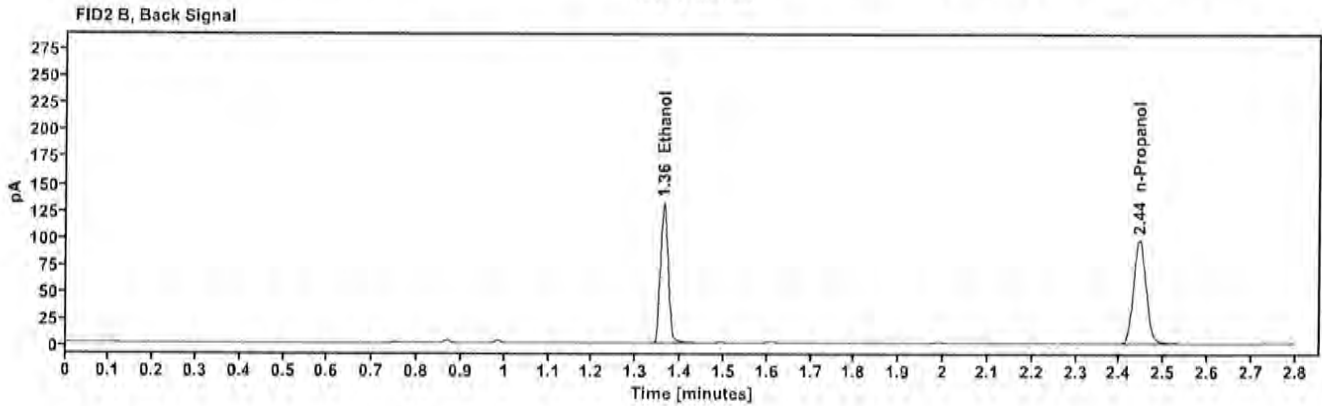
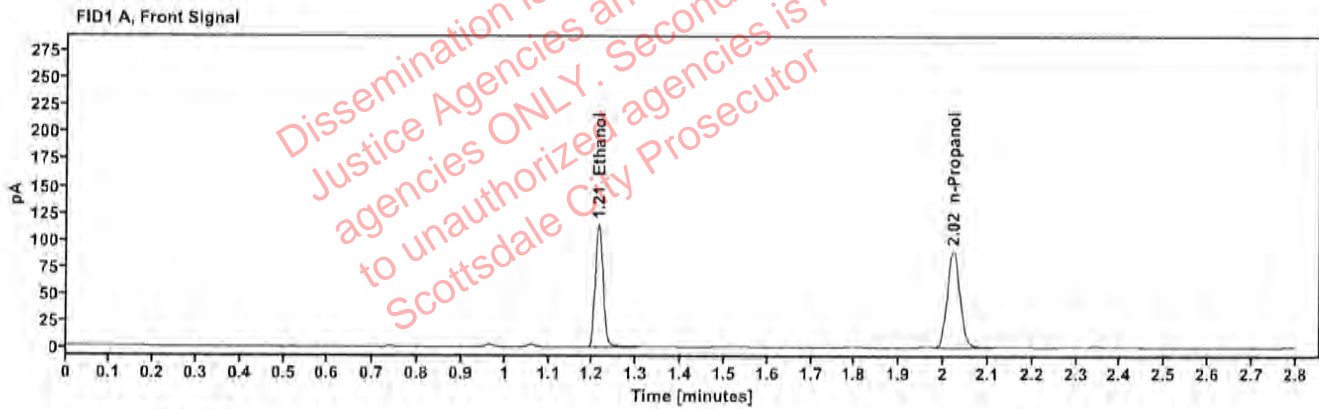


Table 1: FID 1 A (column DB-ALC1)

Compound	Amount (g/100mL)	Time (min)	Peak Area
>Ethanol	0.2311	1.213	144.452
n-Propanol	—	2.022	178.886

Table 2: FID 2 B (column DB-ALC2)

Compound	Time (min)	Peak Area
Ethanol	1.362	158.543
n-Propanol	2.444	192.913

### Scottsdale Police Department Crime Lab Volatiles Analysis

Sample:	2405977-2	Vial:	32
Description:	[REDACTED]	LIMS ID:	[REDACTED]
Method:	ethanol quant.M	Sequence:	27Mar24
Instrument:	US14173023 CN14160045	Injection date:	3/27/2024 1:41:38 PM
Data file:	C:\Chem32\1\Data\27Mar24\32.D	Analyst:	Canonico

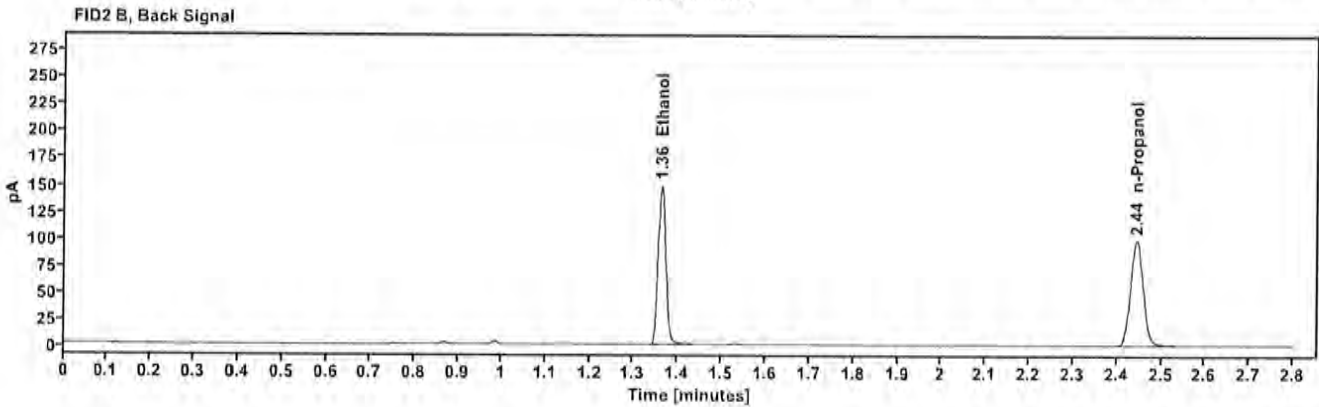
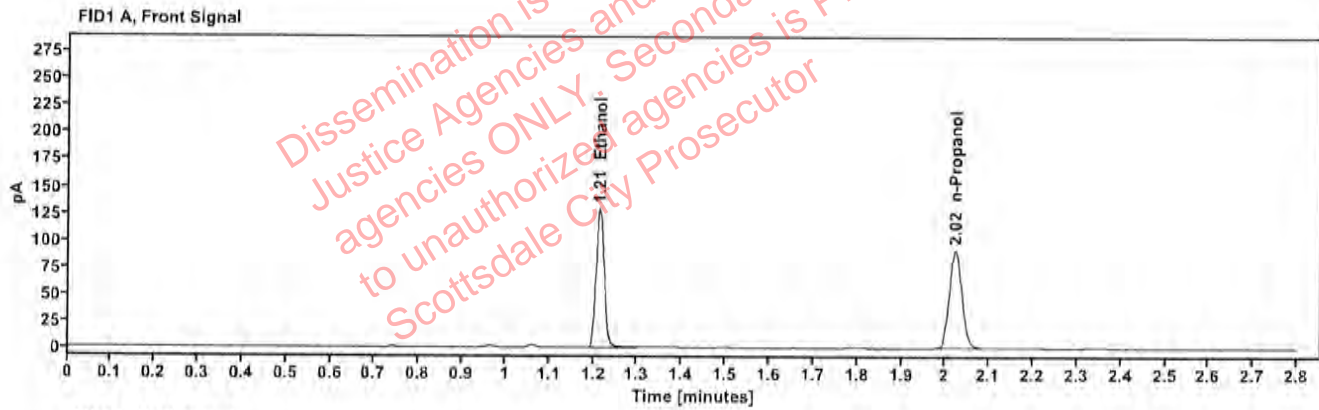


Table 1: FID 1 A (column DB-ALC1)

Compound	Amount (g/100mL)	Time (min)	Peak Area
>Ethanol	0.2576	1.213	163.414
n-Propanol	—	2.022	181.497

Table 2: FID 2 B (column DB-ALC2)

Compound	Time (min)	Peak Area
Ethanol	1.362	179.619
n-Propanol	2.444	196.375



## Scottsdale Police Department Crime Lab Volatiles Analysis

<b>Sample:</b> 2405977-2	<b>Vial:</b> 33
<b>Description:</b> [REDACTED]	<b>LIMS ID:</b> [REDACTED]
<b>Method:</b> ethanol quant.M	<b>Sequence:</b> 27Mar24
<b>Instrument:</b> US14173023 CN14160045	<b>Injection date:</b> 3/27/2024 1:45:38 PM
<b>Data file:</b> C:\Chem32\1\Data\27Mar24\33.D	<b>Analyst:</b> Canonico

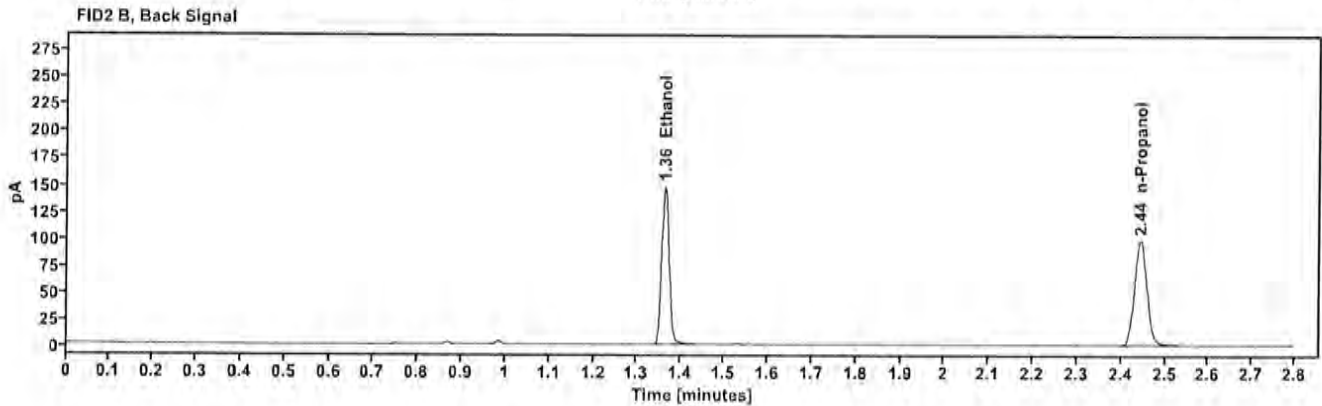
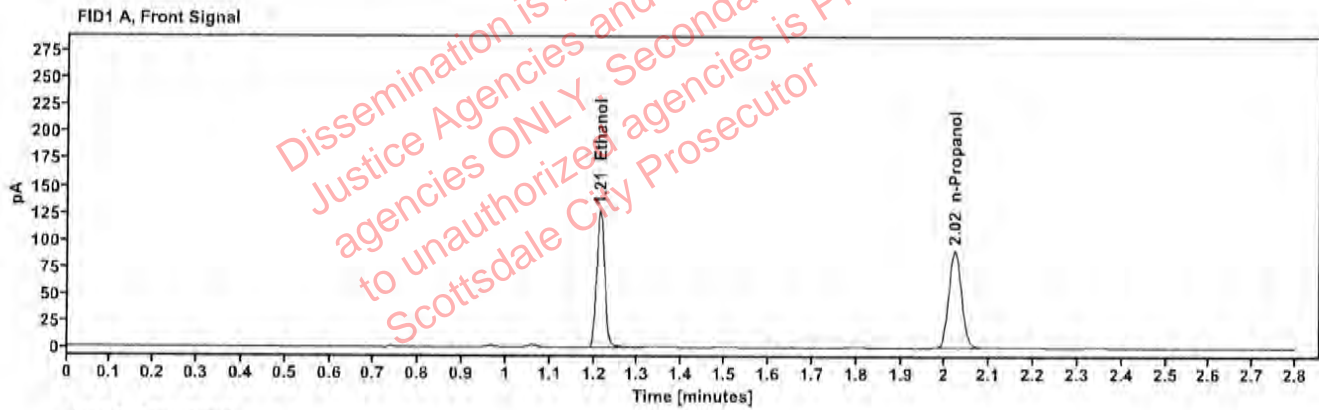


Table 1: FID 1 A (column DB-ALC1)

Compound	Amount (g/100mL)	Time (min)	Peak Area
>Ethanol	0.2566	1.213	161.467
n-Propanol	—	2.022	180.037

Table 2: FID 2 B (column DB-ALC2)

Compound	Time (min)	Peak Area
Ethanol	1.362	176.962
n-Propanol	2.444	194.690

### Scottsdale Police Department Crime Lab Volatiles Analysis

Sample:	2406032-1	Vial:	34
Description:	[REDACTED]	LIMS ID:	[REDACTED]
Method:	ethanol quant.M	Sequence:	27Mar24
Instrument:	US14173023 CN14160045	Injection date:	3/27/2024 1:49:38 PM
Data file:	C:\Chem32\1\Data\27Mar24\34.D	Analyst:	Canonico

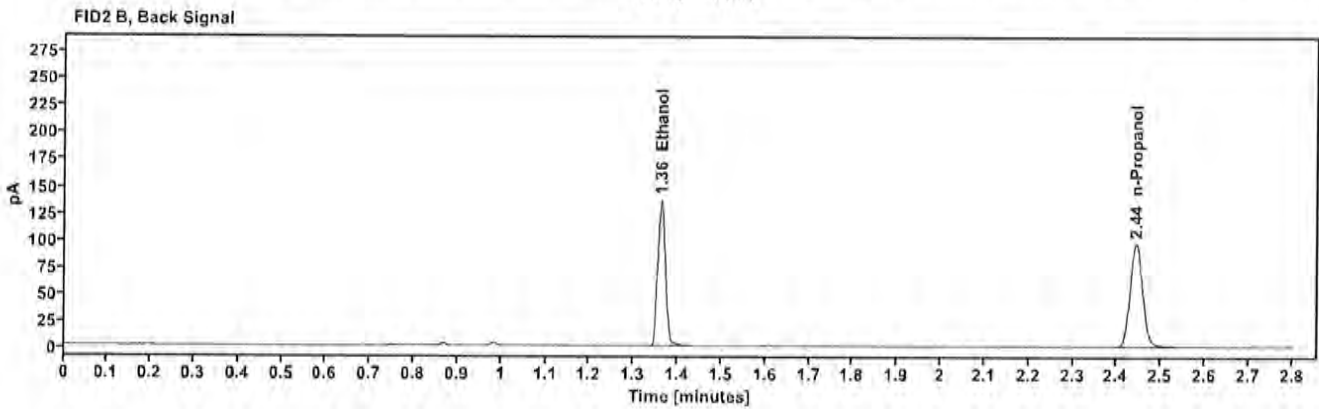
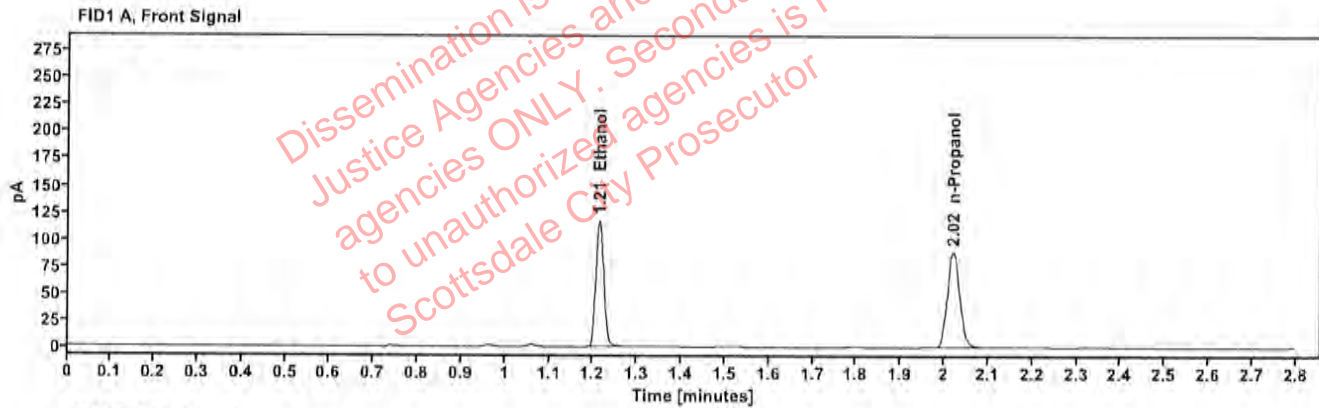


Table 1: FID 1 A (column DB-ALC1)

Compound	Amount (g/100mL)	Time (min)	Peak Area
>Ethanol	0.2416	1.213	149.117
n-Propanol	---	2.020	176.636

Table 2: FID 2 B (column DB-ALC2)

Compound	Time (min)	Peak Area
Ethanol	1.362	163.628
n-Propanol	2.443	191.467

### Scottsdale Police Department Crime Lab Volatiles Analysis

Sample:	2406032-1	Vial:	35
Description:	[REDACTED]	LIMS ID:	[REDACTED]
Method:	ethanol quant.M	Sequence:	27Mar24
Instrument:	US14173023 CN14160045	Injection date:	3/27/2024 1:53:37 PM
Data file:	C:\Chem32\1\Data\27Mar24\35.D	Analyst:	Canonico

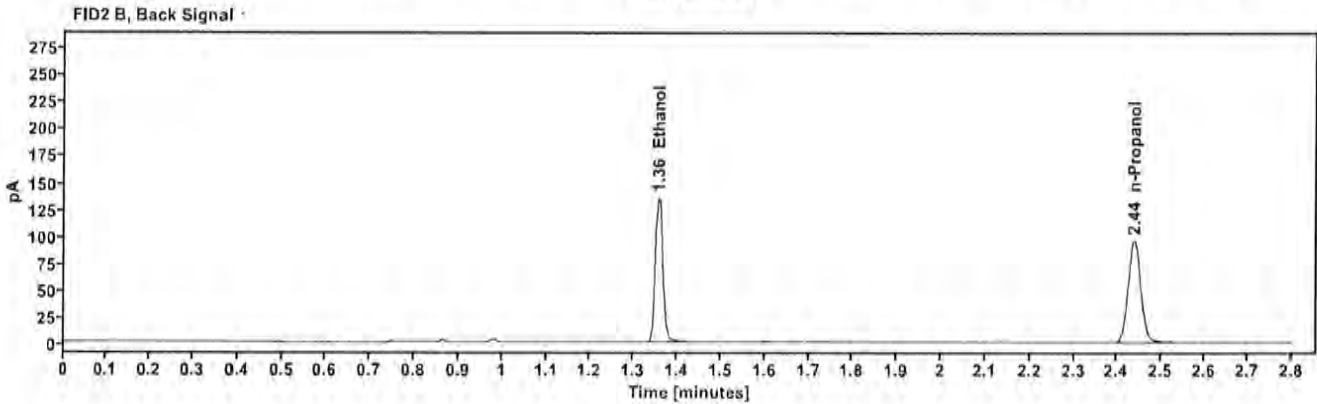
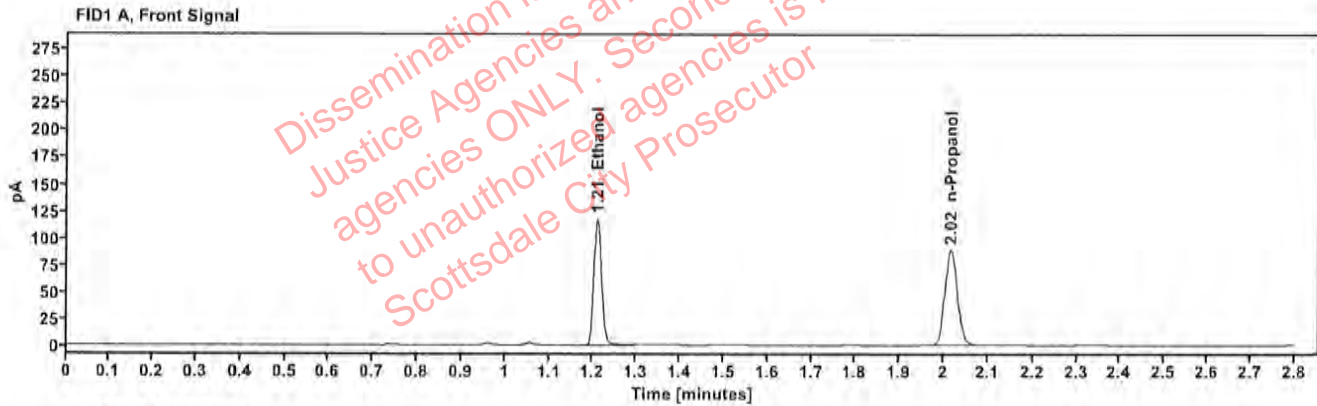


Table 1: FID 1 A (column DB-ALC1)

Compound	Amount (g/100mL)	Time (min)	Peak Area
>Ethanol	0.2413	1.209	148.299
n-Propanol	—	2.016	175.853

Table 2: FID 2 B (column DB-ALC2)

Compound	Time (min)	Peak Area
Ethanol	1.357	162.645
n-Propanol	2.438	190.592

### Scottsdale Police Department Crime Lab Volatiles Analysis

Sample:	2405980-2	Vial:	36
Description:	[REDACTED]	LIMS ID:	[REDACTED]
Method:	ethanol quant.M	Sequence:	27Mar24
Instrument:	US14173023 CN14160045	Injection date:	3/27/2024 1:57:38 PM
Data file:	C:\Chem32\1\Data\27Mar24\36.D	Analyst:	Canonico

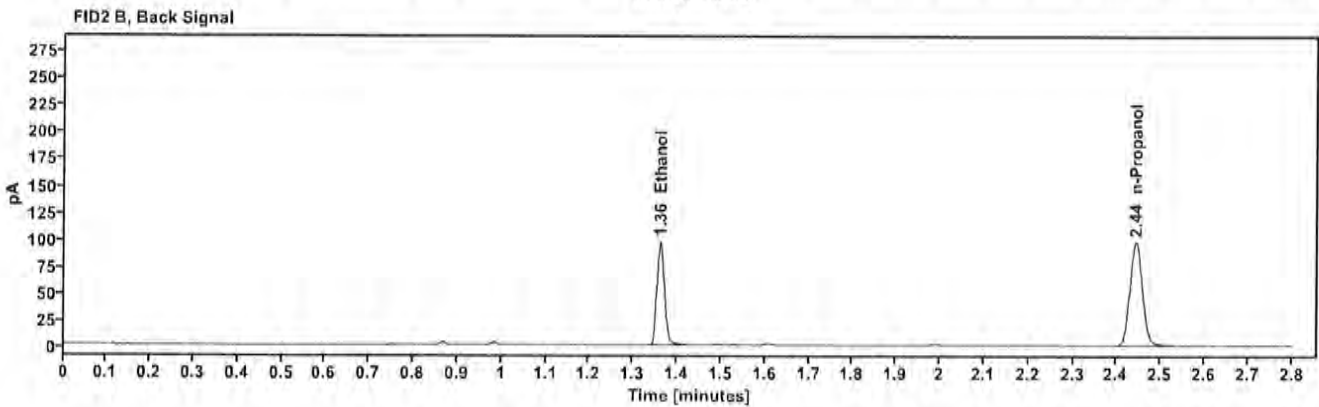
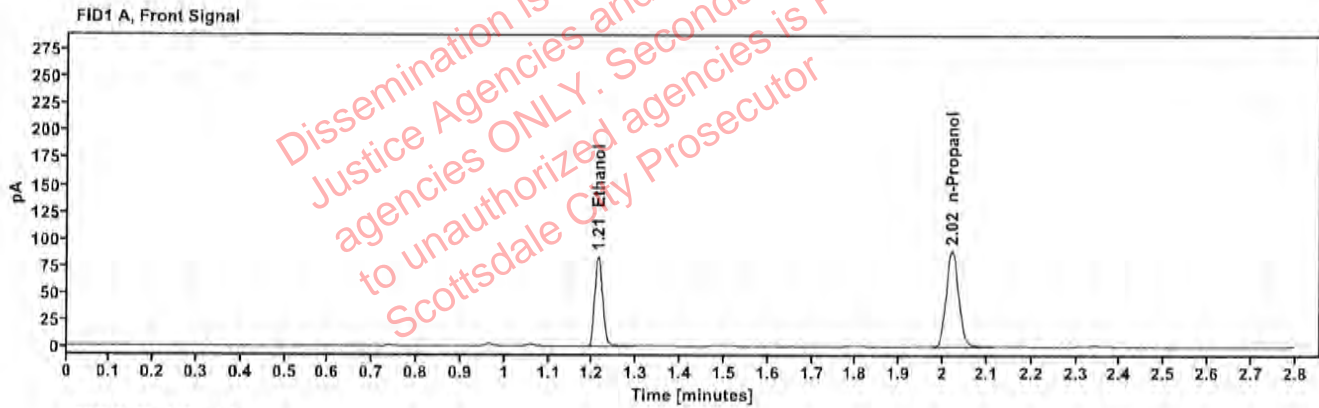


Table 1: FID 1 A (column DB-ALC1)

Compound	Amount (g/100mL)	Time (min)	Peak Area
>Ethanol	0.1702	1.213	105.866
n-Propanol	---	2.021	178.256

Table 2: FID 2 B (column DB-ALC2)

Compound	Time (min)	Peak Area
Ethanol	1.361	116.242
n-Propanol	2.443	192.297



### Scottsdale Police Department Crime Lab Volatiles Analysis

Sample:	2405980-2	Vial:	37
Description:	[REDACTED]	LIMS ID:	[REDACTED]
Method:	ethanol quant.M	Sequence:	27Mar24
Instrument:	US14173023 CN14160045	Injection date:	3/27/2024 2:01:53 PM
Data file:	C:\Chem32\1\Data\27Mar24\37.D	Analyst:	Canonico

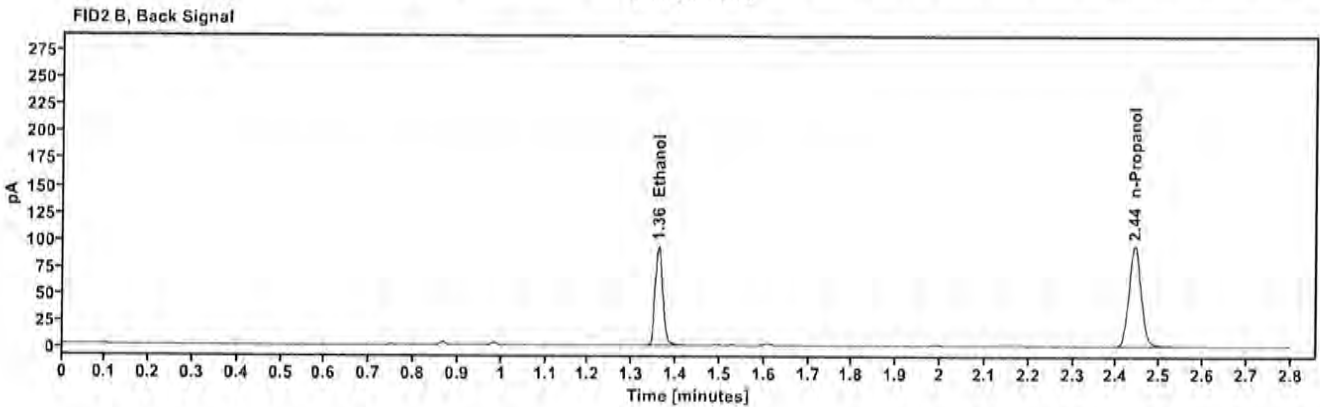
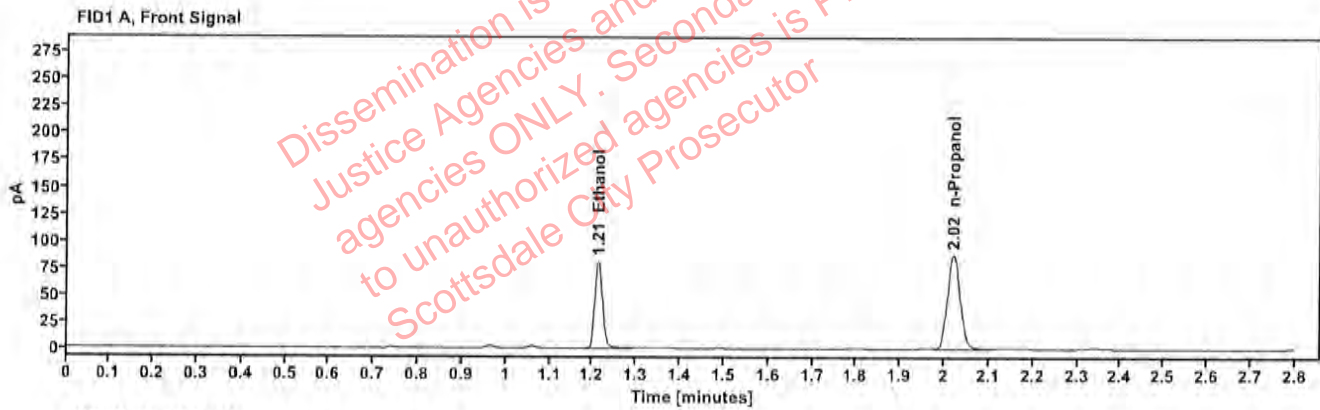


Table 1: FID 1 A (column DB-ALC1)

Compound	Amount (g/100mL)	Time (min)	Peak Area
>Ethanol	0.1684	1.212	102.148
n-Propanol	—	2.020	173.939

Table 2: FID 2 B (column DB-ALC2)

Compound	Time (min)	Peak Area
Ethanol	1.360	112.041
n-Propanol	2.442	187.824

### Scottsdale Police Department Crime Lab Volatiles Analysis

Sample:	432-01T.B.	Vial:	38
Description:	██████████	LIMS ID:	██████████
Method:	ethanol quant.M	Sequence:	27Mar24
Instrument:	US14173023 CN14160045	Injection date:	3/27/2024 2:05:52 PM
Data file:	C:\Chem32\1\Data\27Mar24\38.D	Analyst:	Canonico

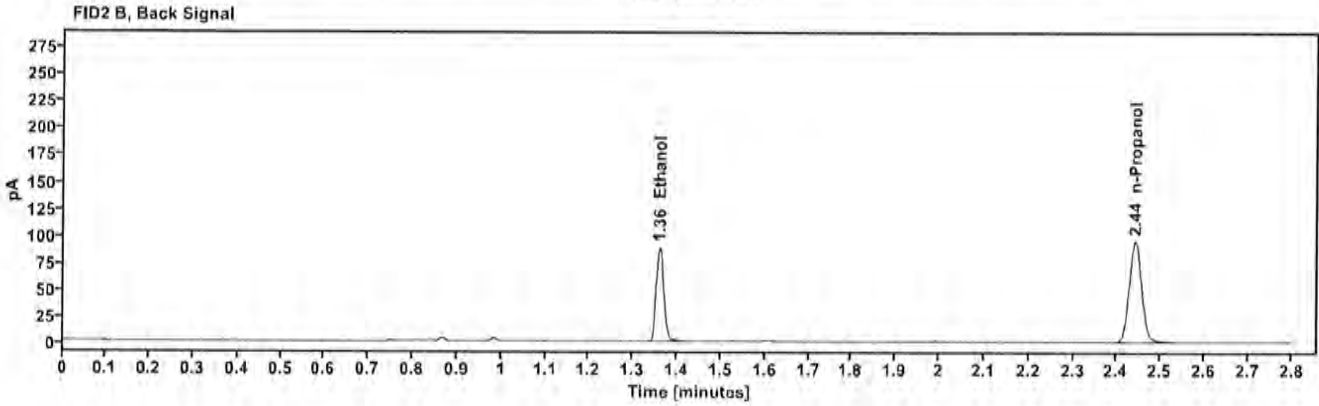
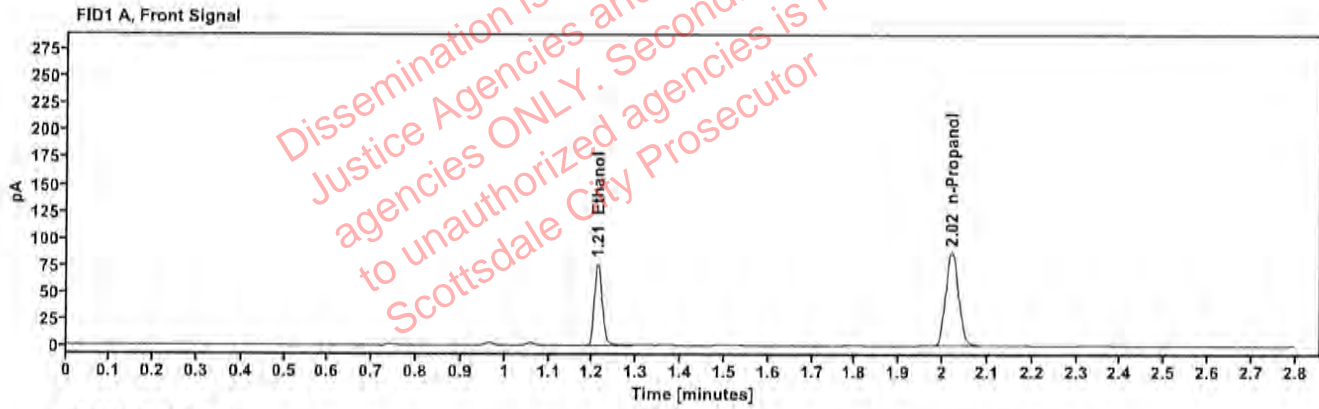


Table 1: FID 1 A (column DB-ALC1)

Compound	Amount (g/100mL)	Time (min)	Peak Area
>Ethanol	0.1596	1.212	96.505
n-Propanol	-----	2.020	173.350

Table 2: FID 2 B (column DB-ALC2)

Compound	Time (min)	Peak Area
Ethanol	1.359	105.883
n-Propanol	2.442	188.322

### Scottsdale Police Department Crime Lab Volatiles Analysis

Sample:	432-01T.B.	Vial:	39
Description:	[REDACTED]	LIMS ID:	[REDACTED]
Method:	ethanol quant.M	Sequence:	27Mar24
Instrument:	US14173023 CN14160045	Injection date:	3/27/2024 2:09:53 PM
Data file:	C:\Chem32\1\Data\27Mar24\39.D	Analyst:	Canonico

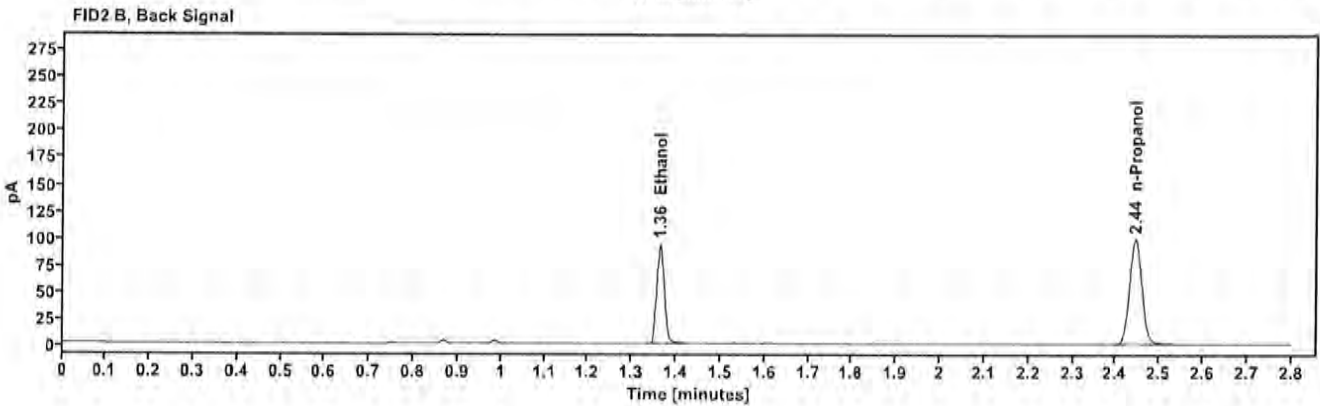
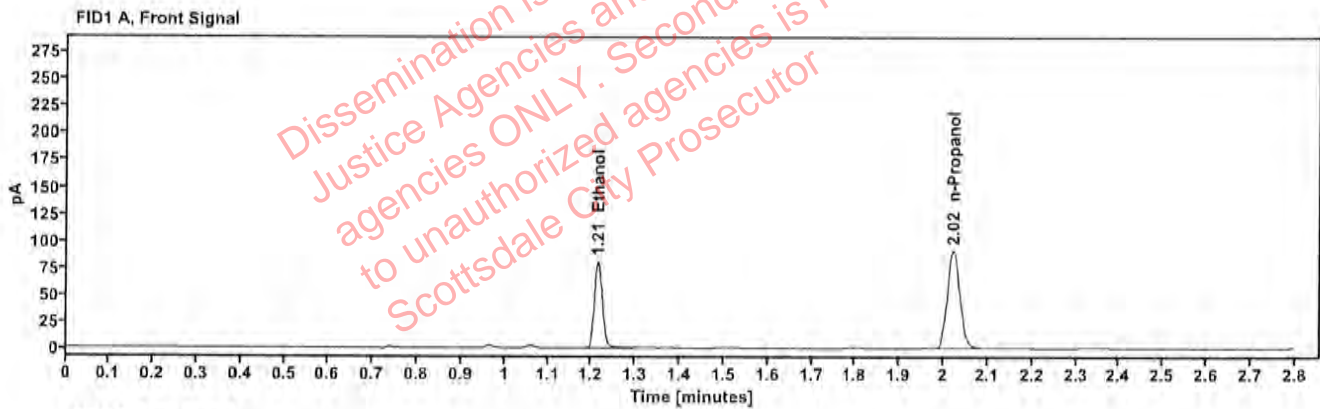


Table 1: FID 1 A (column DB-ALC1)

Compound	Amount (g/100mL)	Time (min)	Peak Area
>Ethanol	0.1627	1.214	102.636
n-Propanol	—	2.022	180.864

Table 2: FID 2 B (column DB-ALC2)

Compound	Time (min)	Peak Area
Ethanol	1.363	112.644
n-Propanol	2.445	196.470

### Scottsdale Police Department Crime Lab Volatiles Analysis

Sample:	414-01M.S.	Vial:	40
Description:	[REDACTED]	LIMS ID:	[REDACTED]
Method:	ethanol quant.M	Sequence:	27Mar24
Instrument:	US14173023 CN14160045	Injection date:	3/27/2024 2:13:53 PM
Data file:	C:\Chem32\1\Data\27Mar24\40.D	Analyst:	Canonico

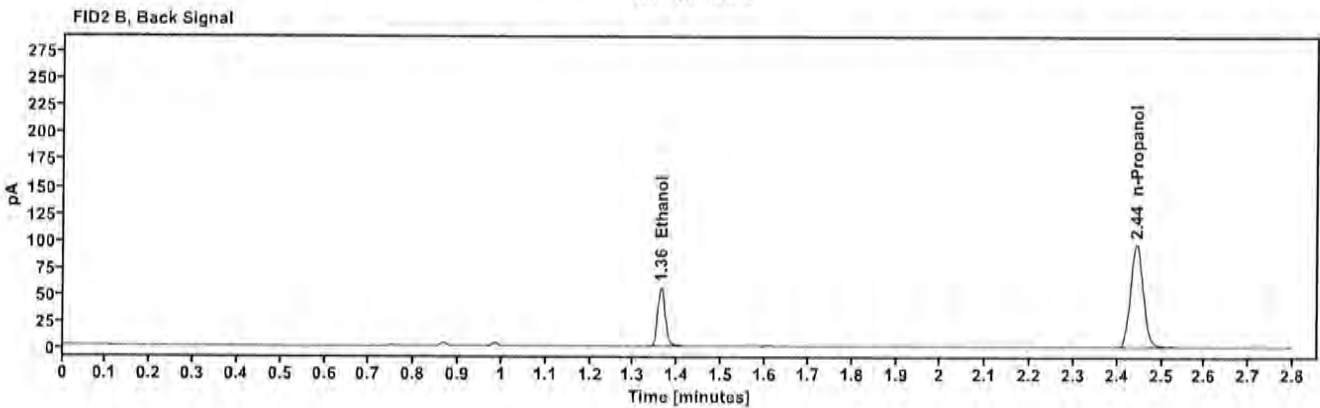
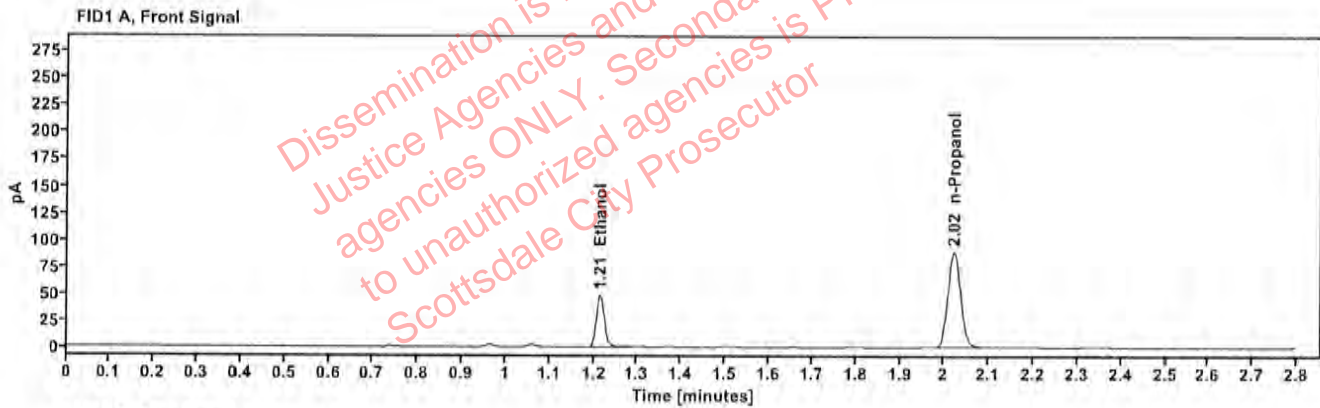


Table 1: FID 1 A (column DB-ALC1)

Compound	Amount (g/100mL)	Time (min)	Peak Area
>Ethanol	0.0994	1.214	61.120
n-Propanol	—	2.021	176.907

Table 2: FID 2 B (column DB-ALC2)

Compound	Time (min)	Peak Area
Ethanol	1.362	66.987
n-Propanol	2.444	192.046



### Scottsdale Police Department Crime Lab Volatiles Analysis

Sample:	414-01M.S.	Vial:	41
Description:	[REDACTED]	LIMS ID:	[REDACTED]
Method:	ethanol quant.M	Sequence:	27Mar24
Instrument:	US14173023 CN14160045	Injection date:	3/27/2024 2:17:52 PM
Data file:	C:\Chem32\1\Data\27Mar24\41.D	Analyst:	Canonico

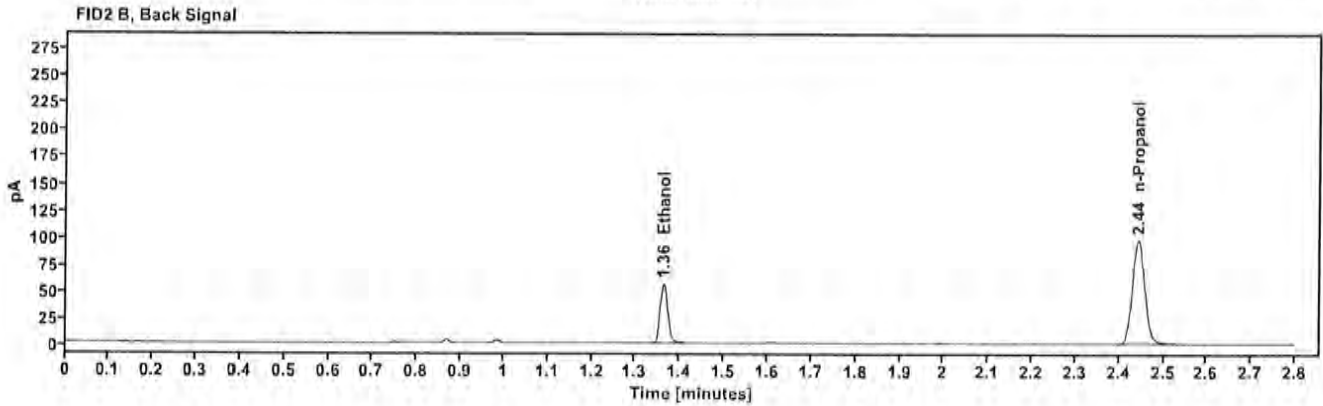
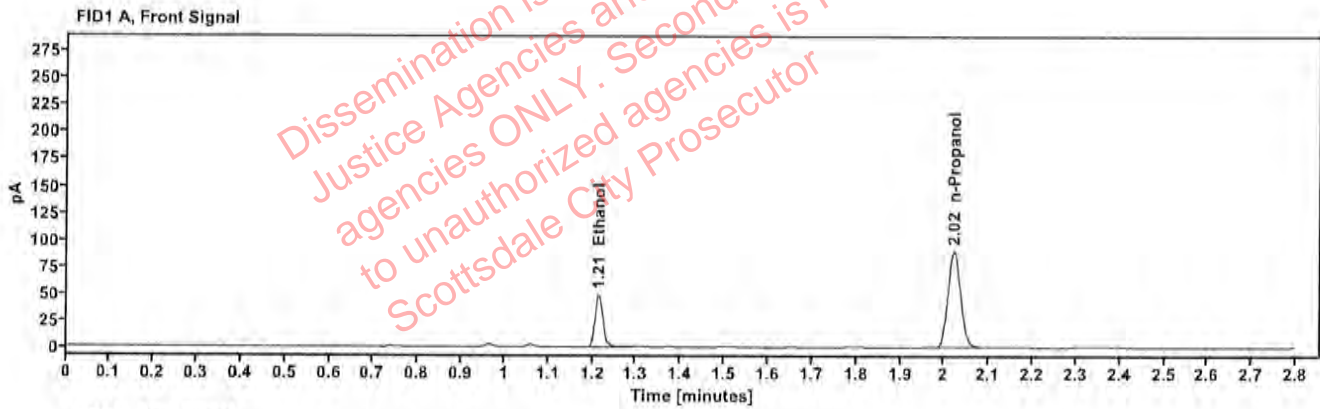


Table 1: FID 1 A (column DB-ALC1)

Compound	Amount (g/100mL)	Time (min)	Peak Area
>Ethanol	0.1001	1.214	62.044
n-Propanol	---	2.021	178.437

Table 2: FID 2 B (column DB-ALC2)

Compound	Time (min)	Peak Area
Ethanol	1.362	67.796
n-Propanol	2.444	193.902

### Scottsdale Police Department Crime Lab Volatiles Analysis

Sample:	422-01L.A.	Vial:	43
Description:	[REDACTED]	LIMS ID:	[REDACTED]
Method:	ethanol quant.M	Sequence:	27Mar24
Instrument:	US14173023 CN14160045	Injection date:	3/27/2024 2:26:08 PM
Data file:	C:\Chem32\1\Data\27Mar24\43.D	Analyst:	Canonico

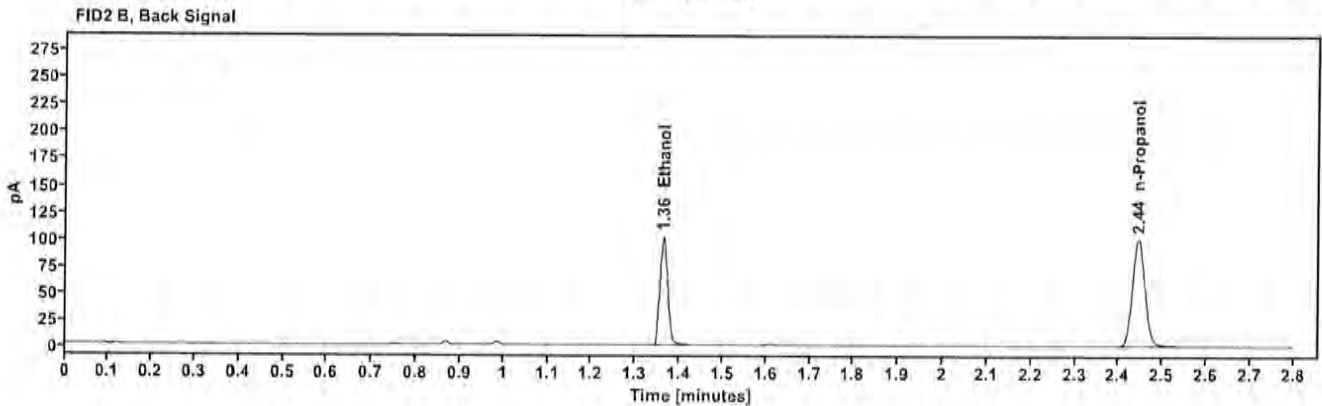
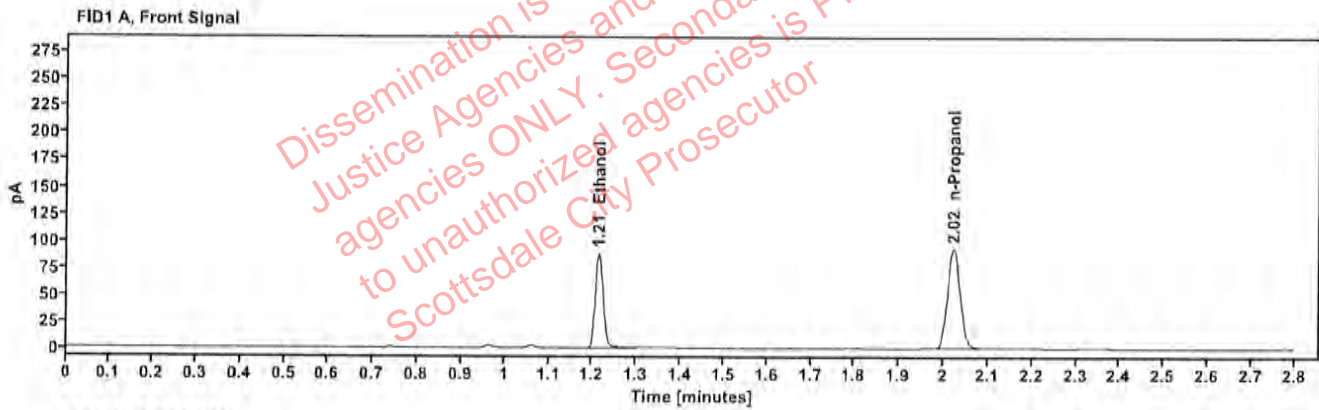


Table 1: FID 1 A (column DB-ALC1)

Compound	Amount (g/100mL)	Time (min)	Peak Area
>Ethanol	0.1745	1.214	111.972
n-Propanol	---	2.022	183.863

Table 2: FID 2 B (column DB-ALC2)

Compound	Time (min)	Peak Area
Ethanol	1.363	122.925
n-Propanol	2.445	199.444

### Scottsdale Police Department Crime Lab Volatiles Analysis

Sample:	422-01L.A.	Vial:	44
Description:	[REDACTED]	LIMS ID:	[REDACTED]
Method:	ethanol quant.M	Sequence:	27Mar24
Instrument:	US14173023 CN14160045	Injection date:	3/27/2024 2:30:07 PM
Data file:	C:\Chem32\1\Data\27Mar24\44.D	Analyst:	Canonico

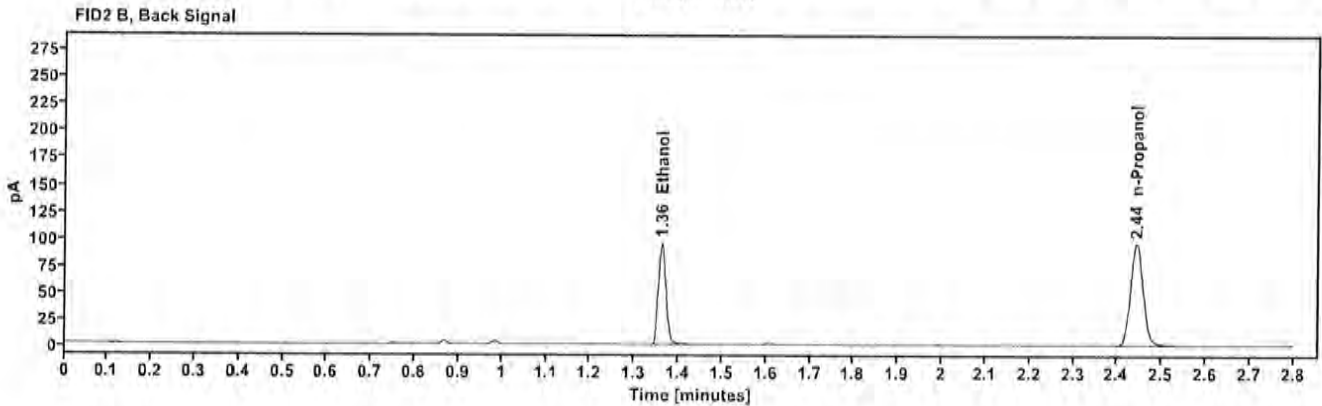
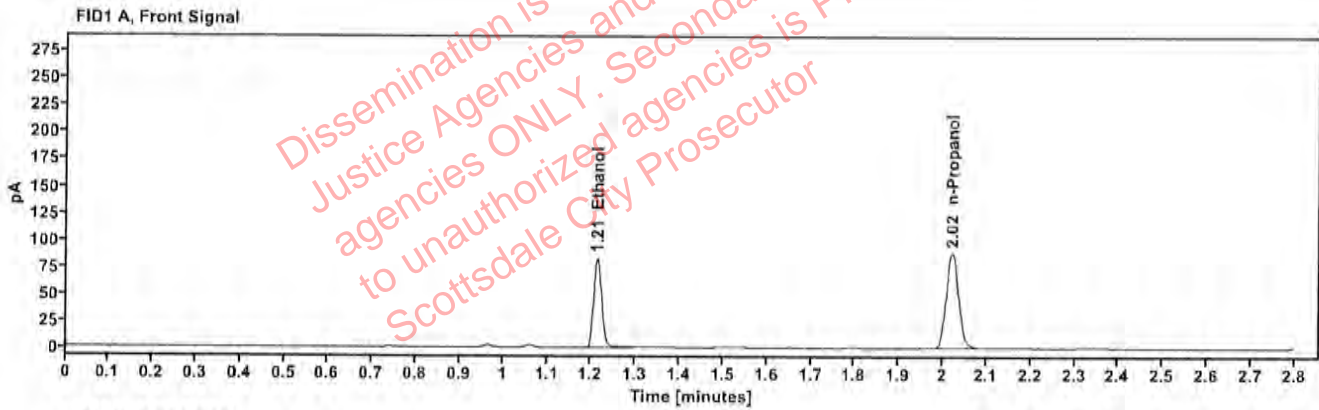


Table 1: FID 1 A (column DB-ALC1)

Compound	Amount (g/100mL)	Time (min)	Peak Area
>Ethanol	0.1717	1.213	104.685
n-Propanol	—	2.021	174.740

Table 2: FID 2 B (column DB-ALC2)

Compound	Time (min)	Peak Area
Ethanol	1.361	114.791
n-Propanol	2.443	189.914

### Scottsdale Police Department Crime Lab Volatiles Analysis

Sample:	334-01S.M.	Vial:	45
Description:	[REDACTED]	LIMS ID:	[REDACTED]
Method:	ethanol quant.M	Sequence:	27Mar24
Instrument:	US14173023 CN14160045	Injection date:	3/27/2024 2:34:08 PM
Data file:	C:\Chem32\1\Data\27Mar24\45.D	Analyst:	Canonico

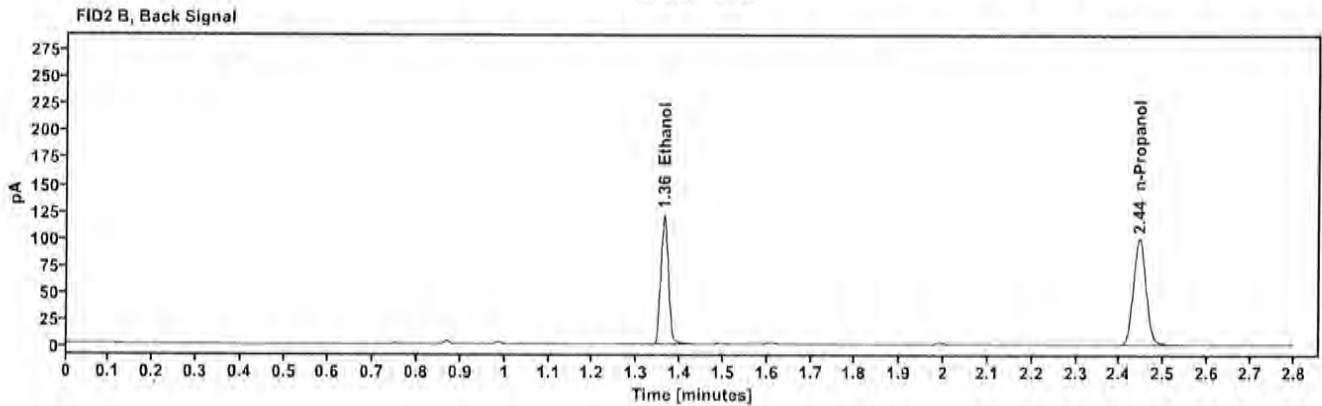
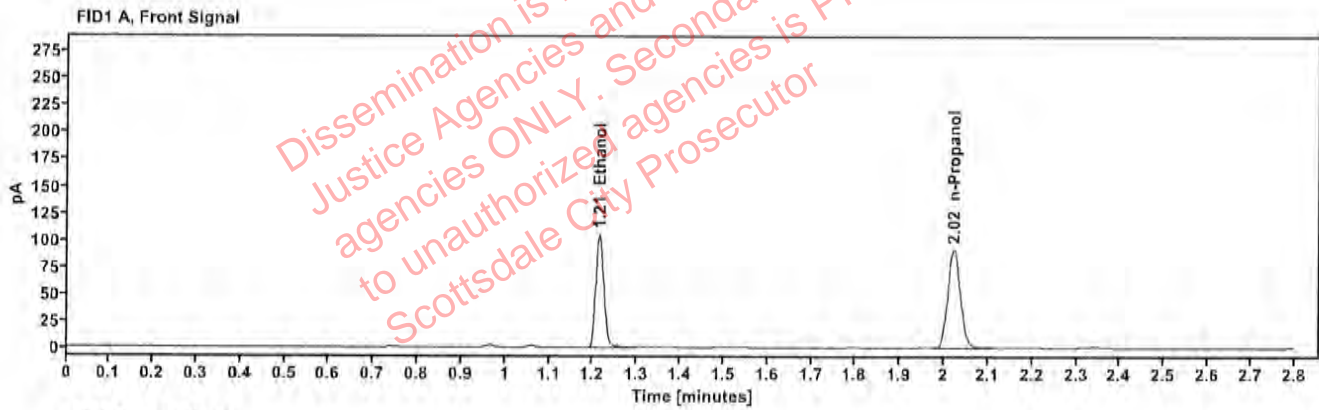


Table 1: FID 1 A (column DB-ALC1)

Compound	Amount (g/100mL)	Time (min)	Peak Area
>Ethanol	0.2093	1.214	133.498
n-Propanol	—	2.022	182.667

Table 2: FID 2 B (column DB-ALC2)

Compound	Time (min)	Peak Area
Ethanol	1.363	146.641
n-Propanol	2.445	196.933



### Scottsdale Police Department Crime Lab Volatiles Analysis

Sample:	334-01S.M.	Vial:	46
Description:	[REDACTED]	LIMS ID:	[REDACTED]
Method:	ethanol quant.M	Sequence:	27Mar24
Instrument:	US14173023 CN14160045	Injection date:	3/27/2024 2:38:07 PM
Data file:	C:\Chem32\1\Data\27Mar24\46.D	Analyst:	Canonico

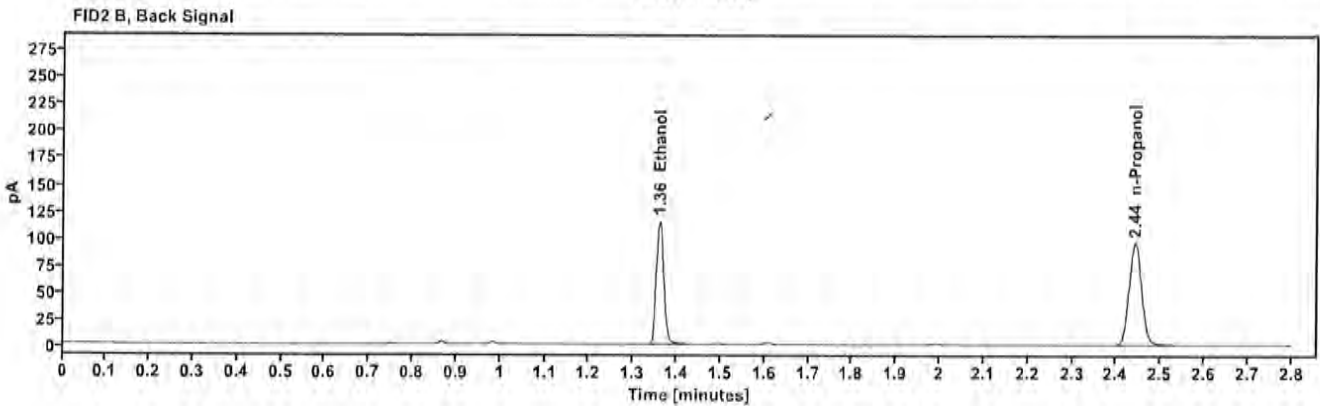
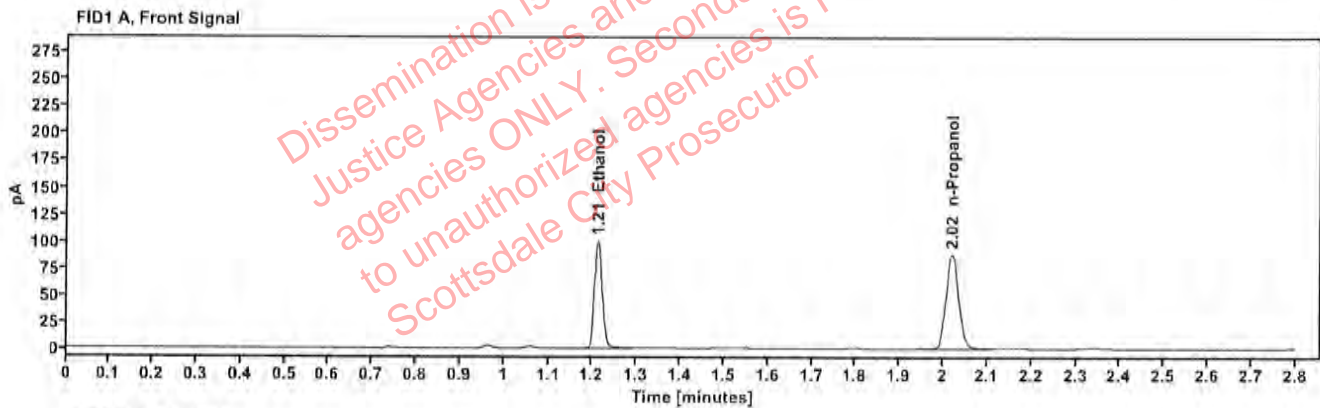


Table 1: FID 1 A (column DB-ALC1)

Compound	Amount (g/100mL)	Time (min)	Peak Area
>Ethanol	0.2052	1.212	126.039
n-Propanol	---	2.020	175.868

Table 2: FID 2 B (column DB-ALC2)

Compound	Time (min)	Peak Area
Ethanol	1.360	138.539
n-Propanol	2.442	189.408

### Scottsdale Police Department Crime Lab Volatiles Analysis

Sample:	404-01M.B.	Vial:	47
Description:	[REDACTED]	LIMS ID:	[REDACTED]
Method:	ethanol quant.M	Sequence:	27Mar24
Instrument:	US14173023 CN14160045	Injection date:	3/27/2024 2:42:07 PM
Data file:	C:\Chem32\1\Data\27Mar24\47.D	Analyst:	Canonico

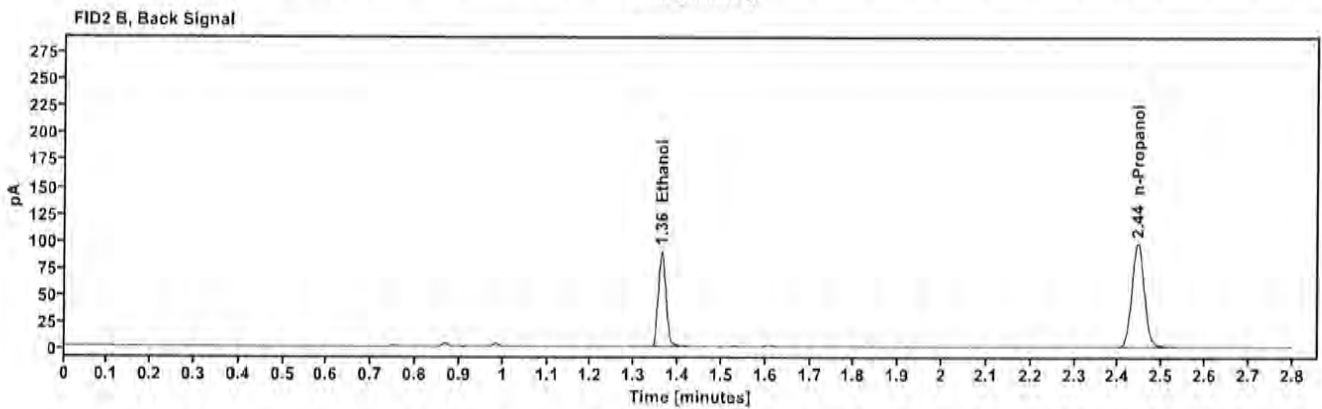
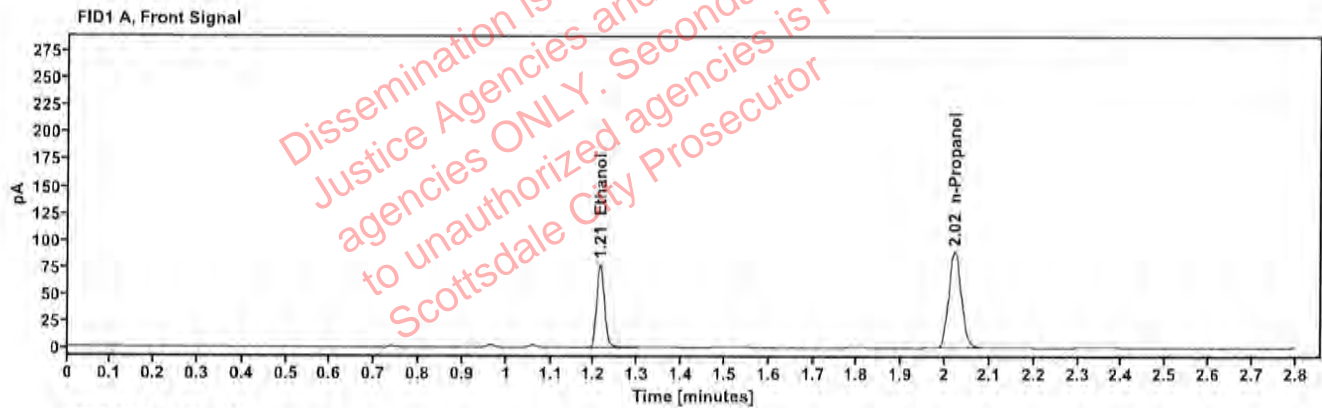


Table 1: FID 1 A (column DB-ALC1)

Compound	Amount (g/100mL)	Time (min)	Peak Area
>Ethanol	0.1579	1.213	97.907
n-Propanol	---	2.021	177.816

Table 2: FID 2 B (column DB-ALC2)

Compound	Time (min)	Peak Area
Ethanol	1.362	107.304
n-Propanol	2.444	193.126

### Scottsdale Police Department Crime Lab Volatiles Analysis

Sample:	404-01M.B.	Vial:	48
Description:	[REDACTED]	LIMS ID:	[REDACTED]
Method:	ethanol quant.M	Sequence:	27Mar24
Instrument:	US14173023 CN14160045	Injection date:	3/27/2024 2:46:08 PM
Data file:	C:\Chem32\1\Data\27Mar24\48.D	Analyst:	Canonico

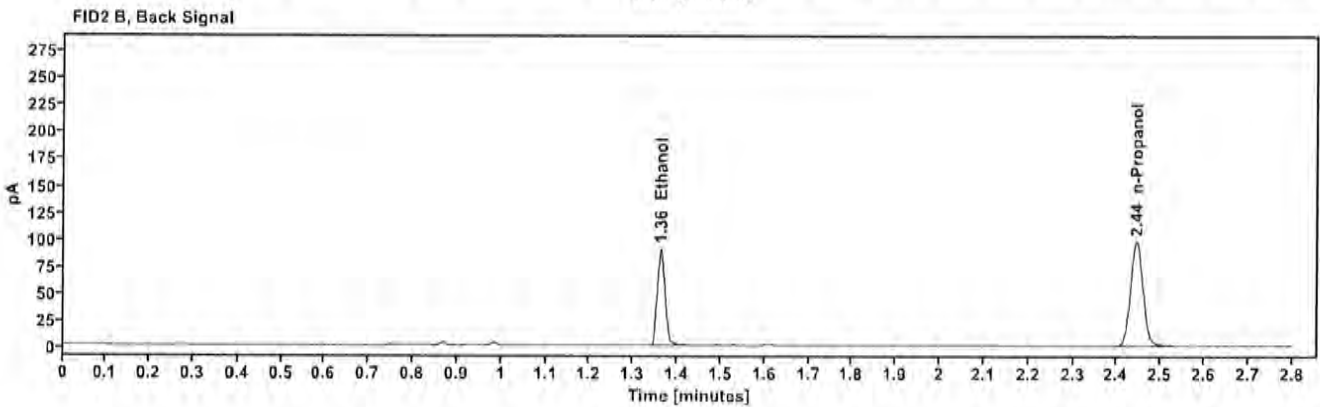
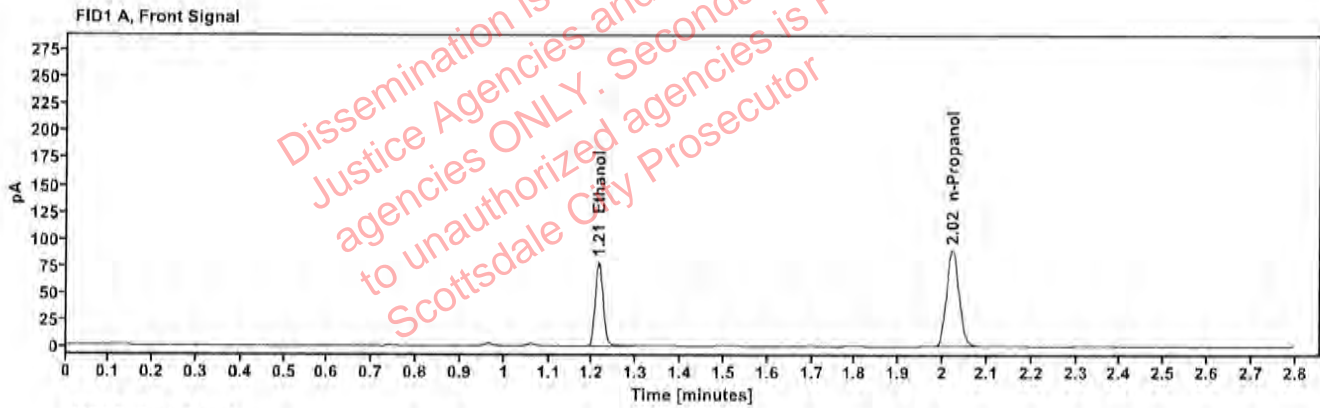


Table 1: FID 1 A (column DB-ALC1)

Compound	Amount (g/100mL)	Time (min)	Peak Area
>Ethanol	0.1591	1.214	99.005
n-Propanol	—	2.022	178.443

Table 2: FID 2 B (column DB-ALC2)

Compound	Time (min)	Peak Area
Ethanol	1.362	108.528
n-Propanol	2.444	194.093

### Scottsdale Police Department Crime Lab Volatiles Analysis

Sample:	353-01K.W.	Vial:	49
Description:	[REDACTED]	LIMS ID:	[REDACTED]
Method:	ethanol quant.M	Sequence:	27Mar24
Instrument:	US14173023 CN14160045	Injection date:	3/27/2024 2:50:22 PM
Data file:	C:\Chem32\1\Data\27Mar24\49.D	Analyst:	Canonico

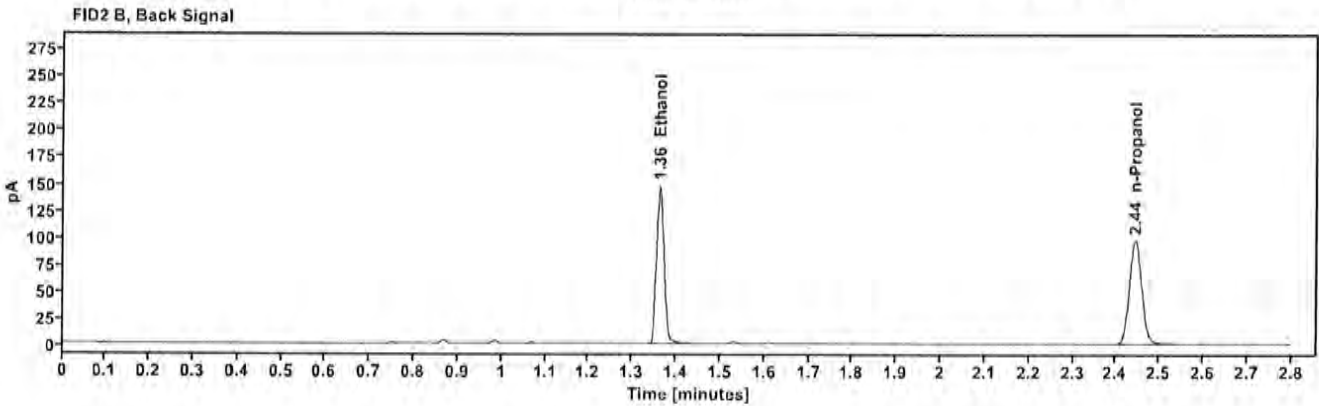
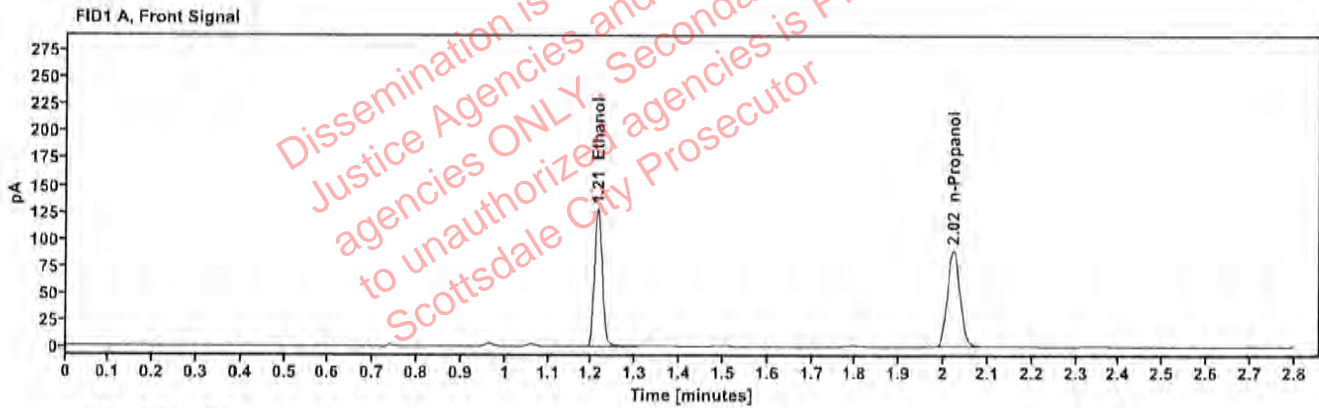


Table 1: FID 1 A (column DB-ALC1)

Compound	Amount (g/100mL)	Time (min)	Peak Area
>Ethanol	0.2597	1.213	161.623
n-Propanol	—	2.022	178.075

Table 2: FID 2 B (column DB-ALC2)

Compound	Time (min)	Peak Area
Ethanol	1.362	177.406
n-Propanol	2.444	193.200



### Scottsdale Police Department Crime Lab Volatiles Analysis

Sample:	353-01K.W.	Vial:	50
Description:	[REDACTED]	LIMS ID:	[REDACTED]
Method:	ethanol quant.M	Sequence:	27Mar24
Instrument:	US14173023 CN14160045	Injection date:	3/27/2024 2:54:23 PM
Data file:	C:\Chem32\1\Data\27Mar24\50.D	Analyst:	Canonico

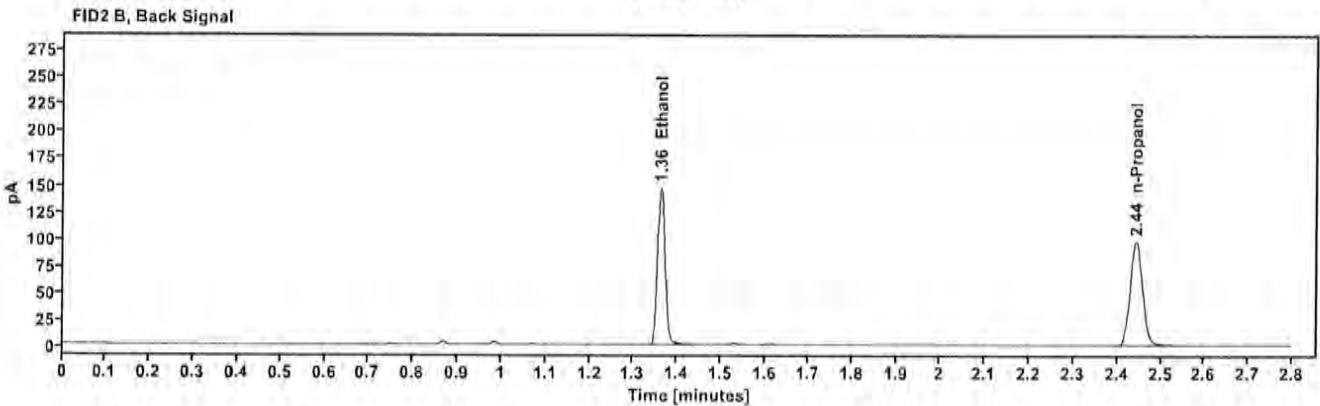
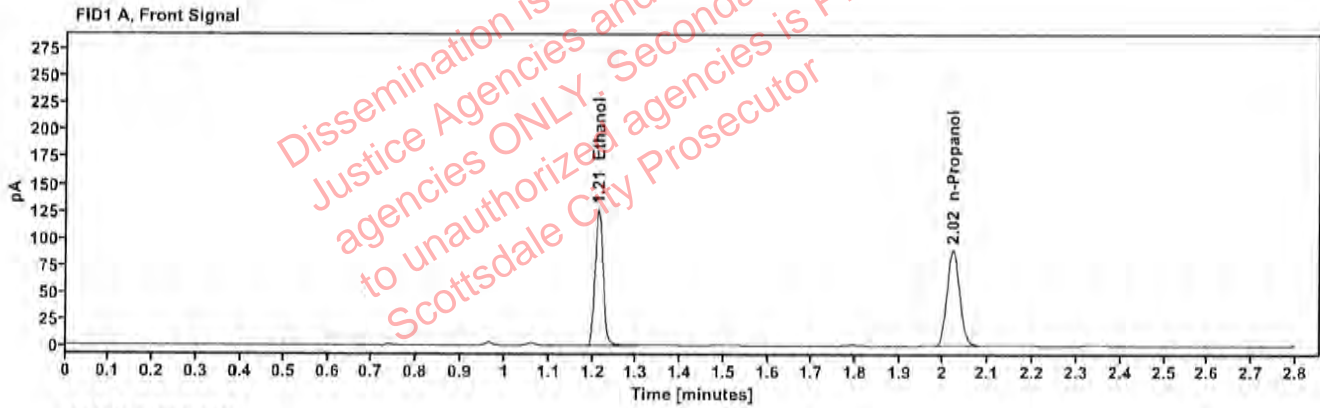


Table 1: FID 1 A (column DB-ALC1)

Compound	Amount (g/100mL)	Time (min)	Peak Area
>Ethanol	0.2574	1.213	160.212
n-Propanol	---	2.021	178.070

Table 2: FID 2 B (column DB-ALC2)

Compound	Time (min)	Peak Area
Ethanol	1.362	177.070
n-Propanol	2.444	193.210

### Scottsdale Police Department Crime Lab Volatiles Analysis

Sample:	409-01B.S.	Vial:	51
Description:	[REDACTED]	LIMS ID:	[REDACTED]
Method:	ethanol quant.M	Sequence:	27Mar24
Instrument:	US14173023 CN14160045	Injection date:	3/27/2024 2:58:22 PM
Data file:	C:\Chem32\1\Data\27Mar24\51.D	Analyst:	Canonico

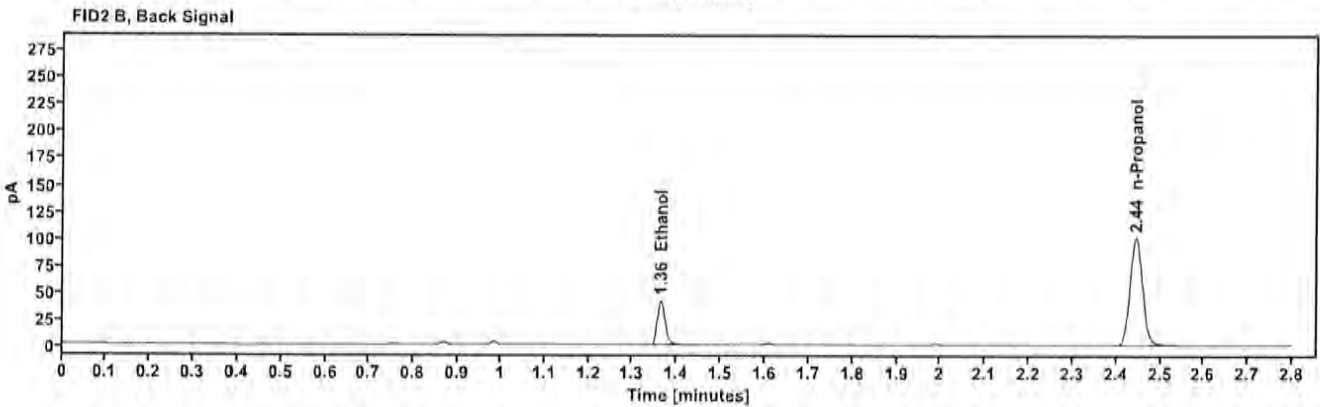
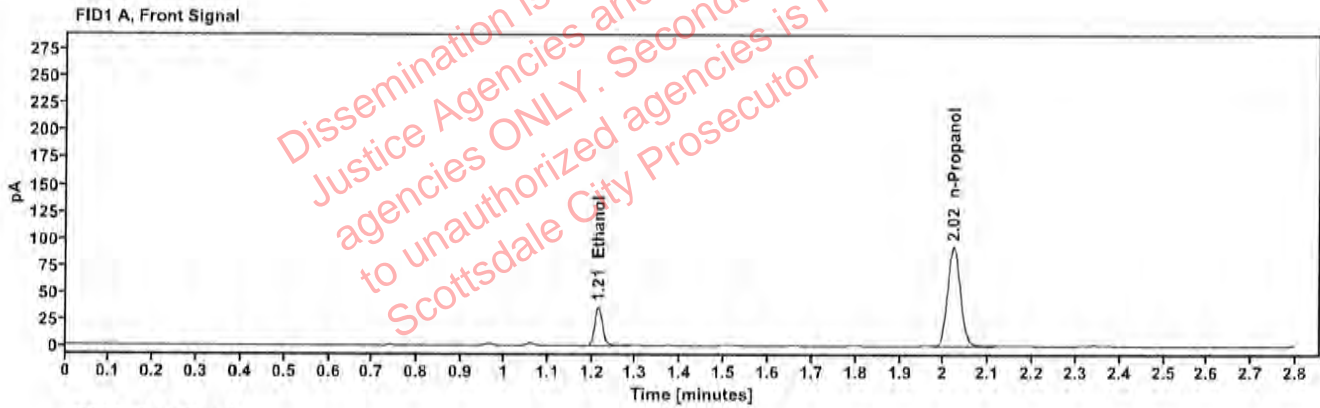


Table 1: FID 1 A (column DB-ALC1)

Compound	Amount (g/100mL)	Time (min)	Peak Area
>Ethanol	0.0713	1.215	45.723
n-Propanol	---	2.022	185.325

Table 2: FID 2 B (column DB-ALC2)

Compound	Time (min)	Peak Area
Ethanol	1.364	50.667
n-Propanol	2.445	200.281

### Scottsdale Police Department Crime Lab Volatiles Analysis

Sample:	409-01B.S.	Vial:	52
Description:	██████████	LIMS ID:	██████████
Method:	ethanol quant.M	Sequence:	27Mar24
Instrument:	US14173023 CN14160045	Injection date:	3/27/2024 3:02:23 PM
Data file:	C:\Chem32\1\Data\27Mar24\52.D	Analyst:	Canonico

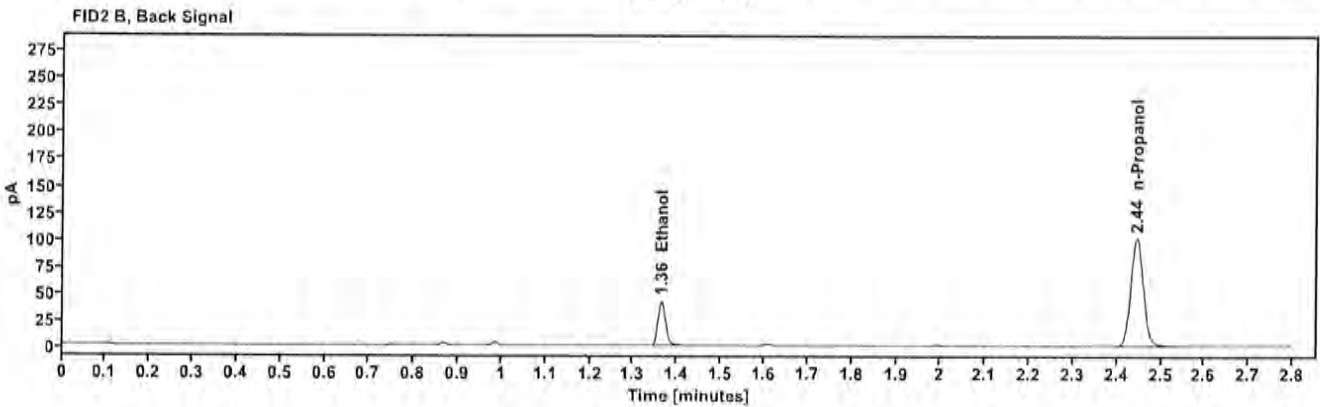
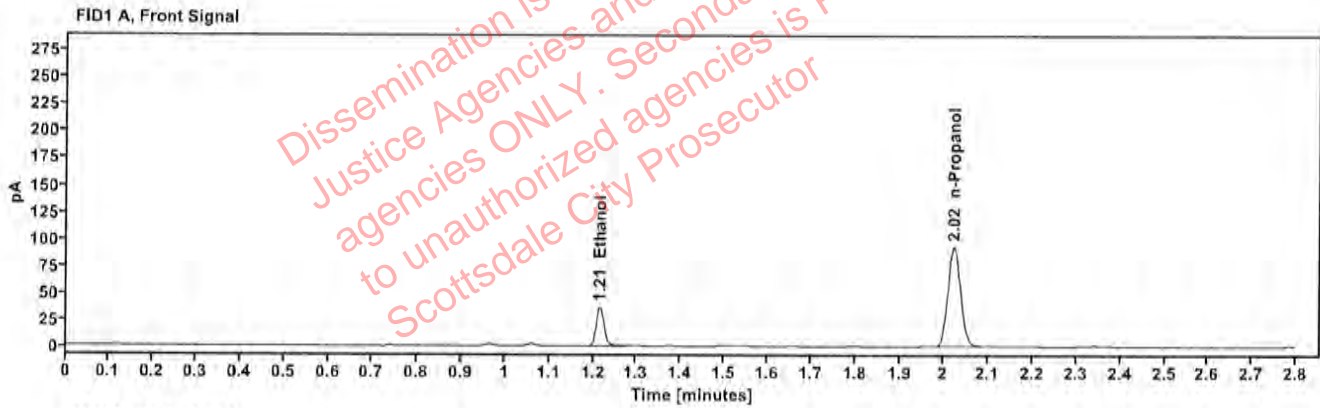


Table 1: FID 1 A (column DB-ALC1)

Compound	Amount (g/100mL)	Time (min)	Peak Area
>Ethanol	0.0720	1.215	46.064
n-Propanol	—	2.022	184.950

Table 2: FID 2 B (column DB-ALC2)

Compound	Time (min)	Peak Area
Ethanol	1.364	50.511
n-Propanol	2.445	200.902

### Scottsdale Police Department Crime Lab Volatiles Analysis

Sample:	353-01D.P.	Vial:	54
Description:	[REDACTED]	LIMS ID:	[REDACTED]
Method:	ethanol quant.M	Sequence:	27Mar24
Instrument:	US14173023 CN14160045	Injection date:	3/27/2024 3:10:23 PM
Data file:	C:\Chem32\1\Data\27Mar24\54.D	Analyst:	Canonico

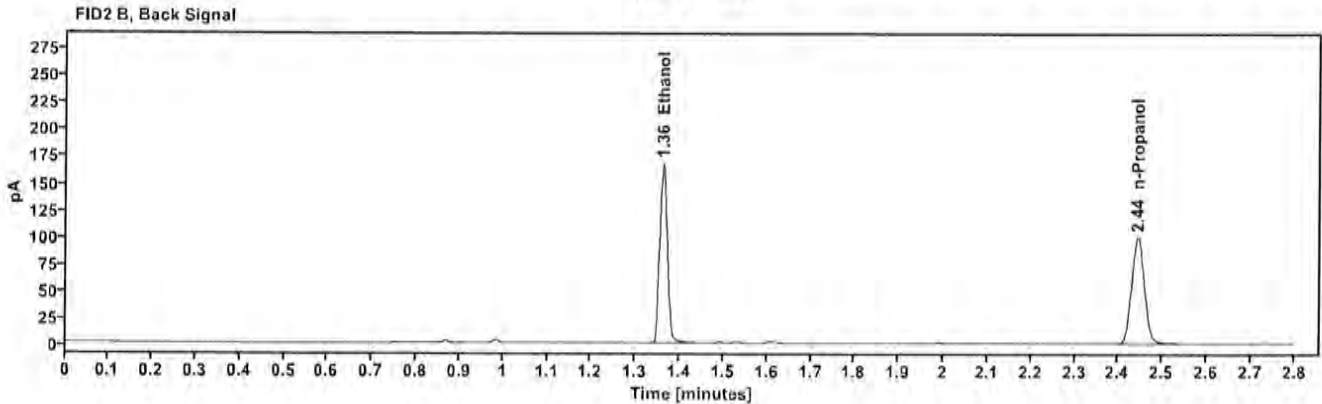
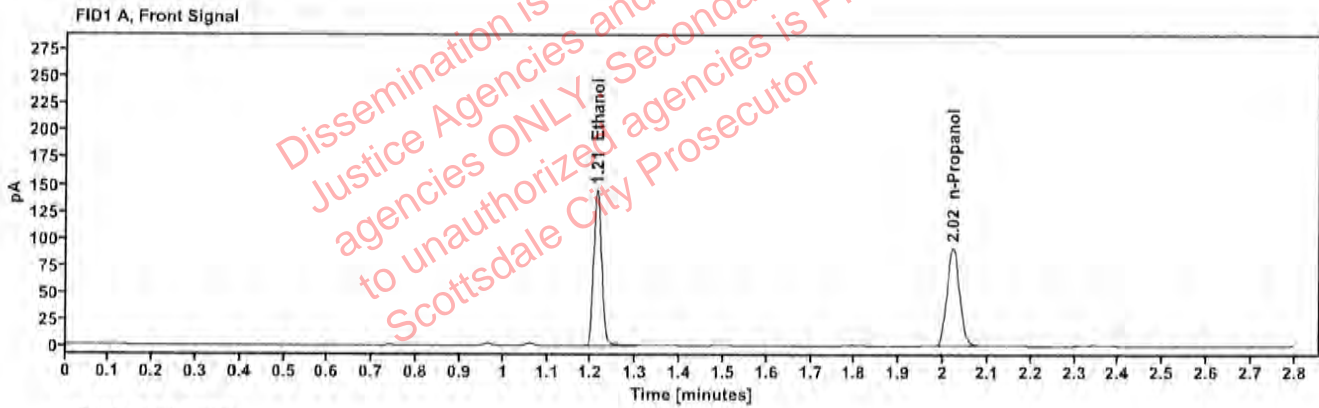


Table 1: FID 1 A (column DB-ALC1)

Compound	Amount (g/100mL)	Time (min)	Peak Area
>Ethanol	0.2888	1.213	183.390
n-Propanol	---	2.021	181.606

Table 2: FID 2 B (column DB-ALC2)

Compound	Time (min)	Peak Area
Ethanol	1.361	202.975
n-Propanol	2.444	196.845



### Scottsdale Police Department Crime Lab Volatiles Analysis

Sample:	353-01D.P.	Vial:	55
Description:	[REDACTED]	LIMS ID:	[REDACTED]
Method:	ethanol quant.M	Sequence:	27Mar24
Instrument:	US14173023 CN14160045	Injection date:	3/27/2024 3:14:38 PM
Data file:	C:\Chem32\1\Data\27Mar24\55.D	Analyst:	Canonico

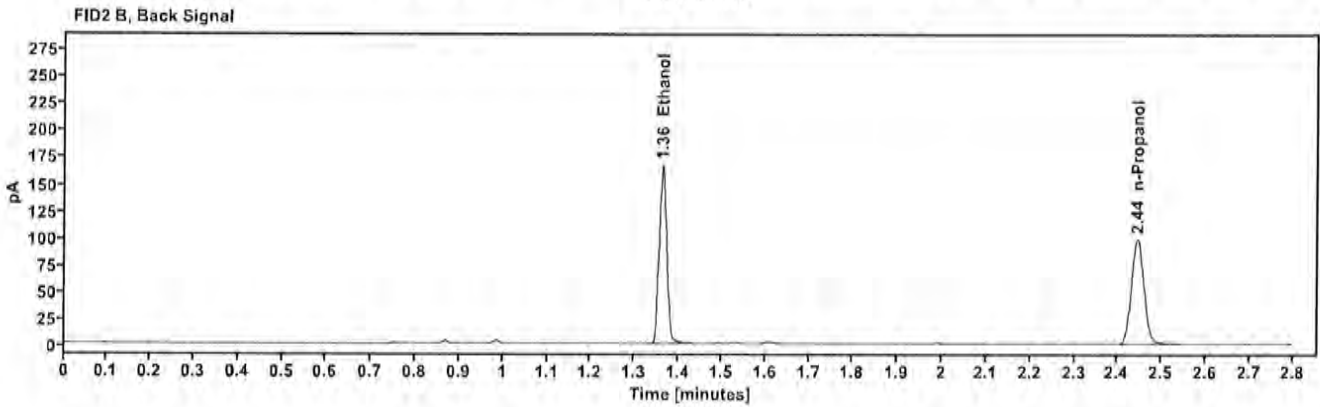
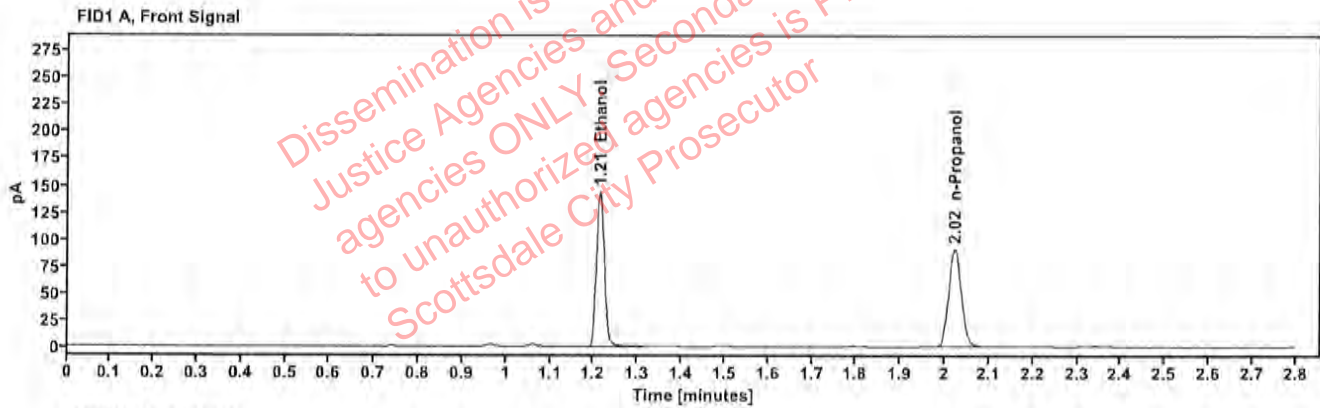


Table 1: FID 1 A (column DB-ALC1)

Compound	Amount (g/100mL)	Time (min)	Peak Area
>Ethanol	0.2900	1.213	182.935
n-Propanol	—	2.022	180.414

Table 2: FID 2 B (column DB-ALC2)

Compound	Time (min)	Peak Area
Ethanol	1.362	200.683
n-Propanol	2.444	195.401

### Scottsdale Police Department Crime Lab Volatiles Analysis

Sample:	334-01T.G.	Vial:	56
Description:	[REDACTED]	LIMS ID:	[REDACTED]
Method:	ethanol quant.M	Sequence:	27Mar24
Instrument:	US14173023 CN14160045	Injection date:	3/27/2024 3:18:38 PM
Data file:	C:\Chem32\1\Data\27Mar24\56.D	Analyst:	Canonico

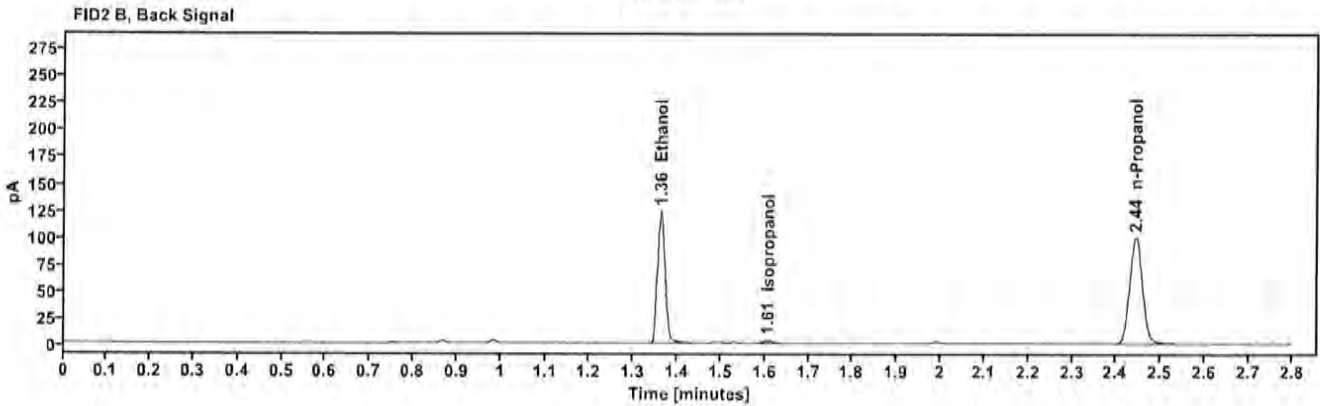
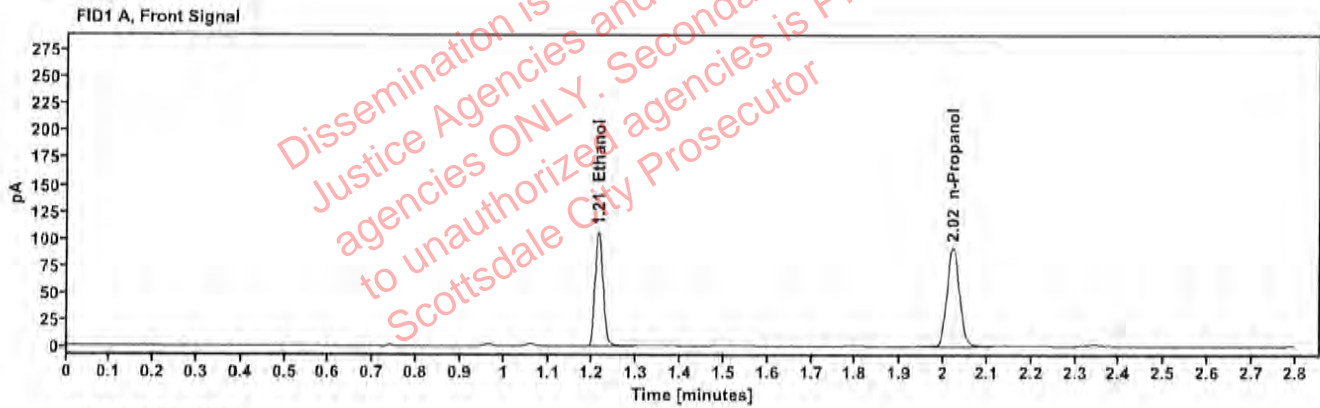


Table 1: FID 1 A (column DB-ALC1)

Compound	Amount (g/100mL)	Time (min)	Peak Area
>Ethanol	0.2102	1.213	135.155
n-Propanol	---	2.021	184.071

Table 2: FID 2 B (column DB-ALC2)

Compound	Time (min)	Peak Area
Ethanol	1.361	148.580
Isopropanol	1.607	3.941
n-Propanol	2.444	198.091

### Scottsdale Police Department Crime Lab Volatiles Analysis

Sample:	334-01T.G.	Vial:	57
Description:	[REDACTED]	LIMS ID:	[REDACTED]
Method:	ethanol quant.M	Sequence:	27Mar24
Instrument:	US14173023 CN14160045	Injection date:	3/27/2024 3:22:37 PM
Data file:	C:\Chem32\1\Data\27Mar24\57.D	Analyst:	Canonico

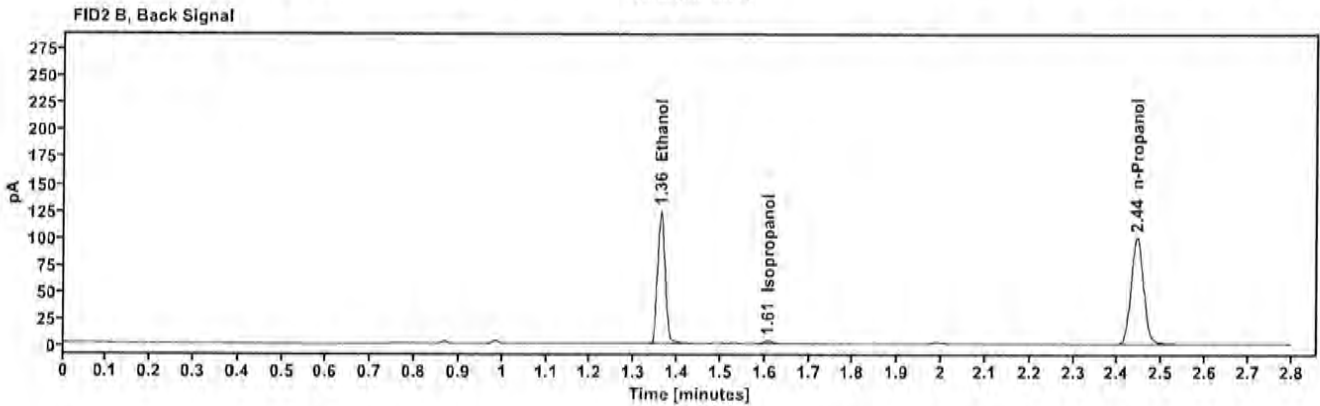
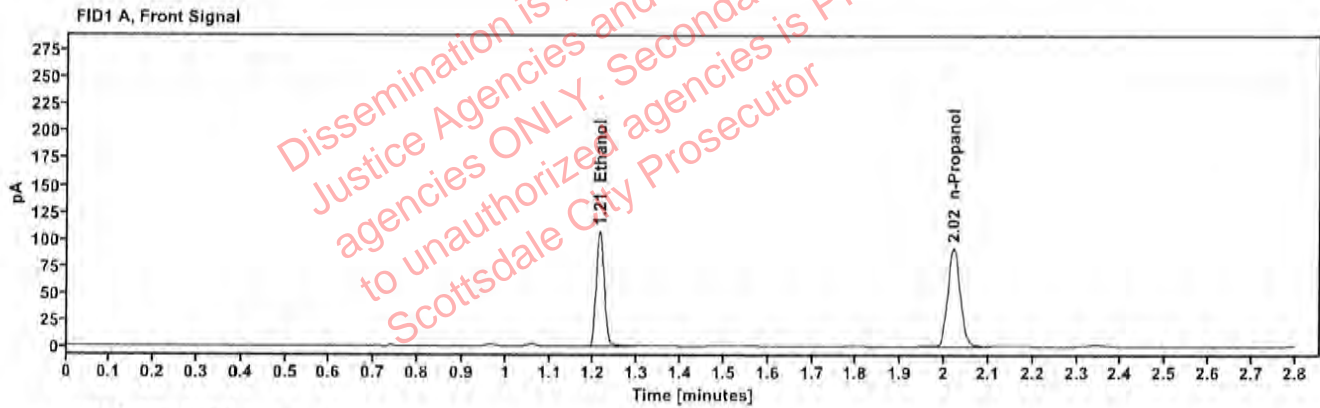


Table 1: FID 1 A (column DB-ALC1)

Compound	Amount (g/100mL)	Time (min)	Peak Area
>Ethanol	0.2113	1.213	135.824
n-Propanol	—	2.021	184.076

Table 2: FID 2 B (column DB-ALC2)

Compound	Time (min)	Peak Area
Ethanol	1.361	149.363
Isopropanol	1.607	4.043
n-Propanol	2.444	198.586

### Scottsdale Police Department Crime Lab Volatiles Analysis

Sample:	347-01B.T.	Vial:	58
Description:	[REDACTED]	LIMS ID:	[REDACTED]
Method:	ethanol quant.M	Sequence:	27Mar24
Instrument:	US14173023 CN14160045	Injection date:	3/27/2024 3:26:38 PM
Data file:	C:\Chem32\1\Data\27Mar24\58.D	Analyst:	Canonico

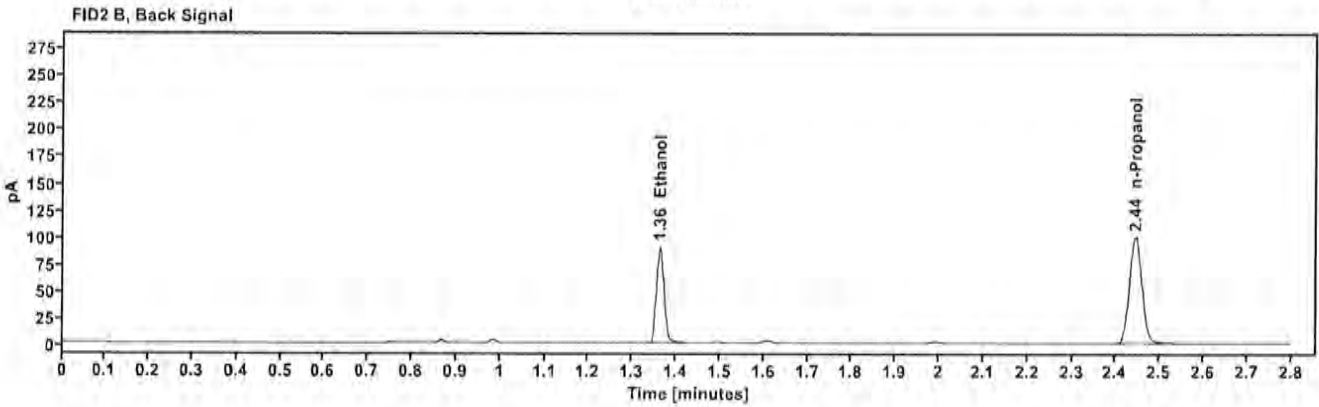
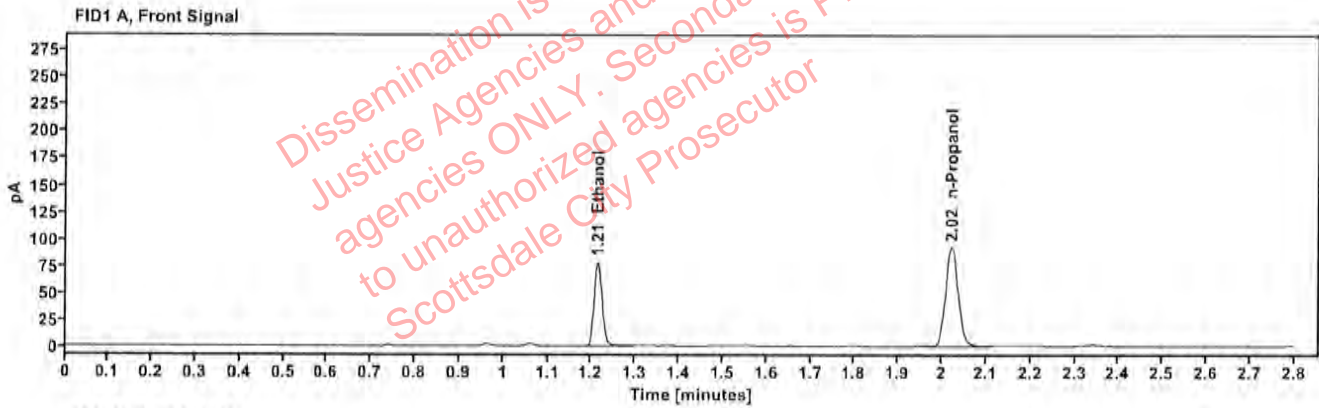


Table 1: FID 1 A (column DB-ALC1)

Compound	Amount (g/100mL)	Time (min)	Peak Area
>Ethanol	0.1542	1.214	99.228
n-Propanol	—	2.022	184.513

Table 2: FID 2 B (column DB-ALC2)

Compound	Time (min)	Peak Area
Ethanol	1.362	109.025
n-Propanol	2.444	198.686



### Scottsdale Police Department Crime Lab Volatiles Analysis

Sample:	347-01B.T.	Vial:	59
Description:	[REDACTED]	LIMS ID:	[REDACTED]
Method:	ethanol quant.M	Sequence:	27Mar24
Instrument:	US14173023 CN14160045	Injection date:	3/27/2024 3:30:37 PM
Data file:	C:\Chem32\1\Data\27Mar24\59.D	Analyst:	Canonico

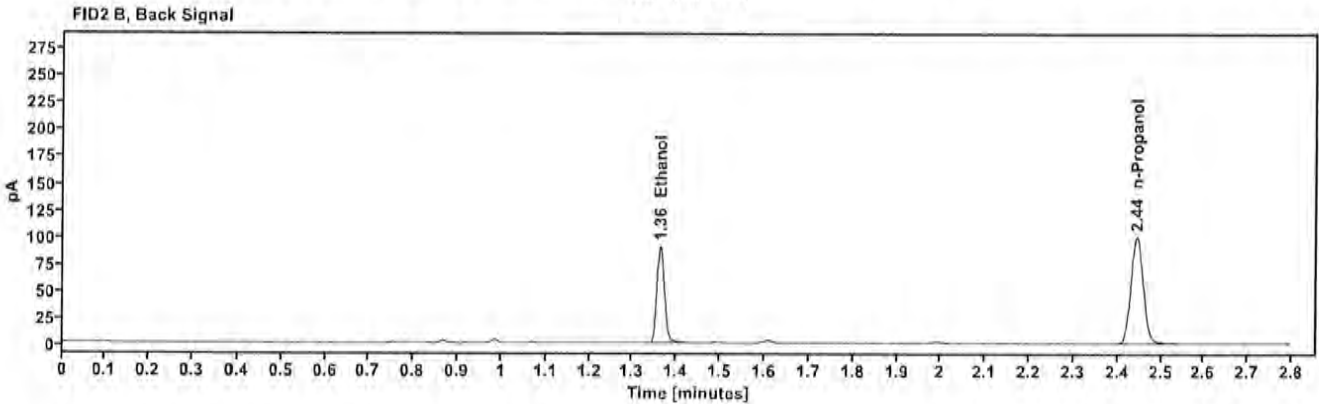
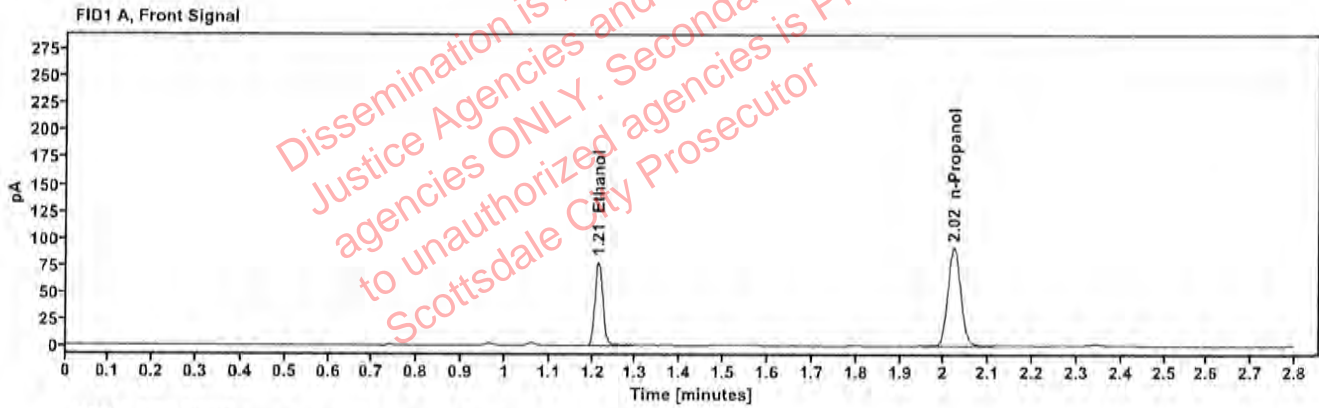


Table 1: FID 1 A (column DB-ALC1)

Compound	Amount (g/100mL)	Time (min)	Peak Area
>Ethanol	0.1547	1.214	99.052
n-Propanol	—	2.022	183.678

Table 2: FID 2 B (column DB-ALC2)

Compound	Time (min)	Peak Area
Ethanol	1.362	108.789
n-Propanol	2.444	198.283

### Scottsdale Police Department Crime Lab Volatiles Analysis

Sample:	353-01G.R.	Vial:	60
Description:	[REDACTED]	LIMS ID:	[REDACTED]
Method:	ethanol quant.M	Sequence:	27Mar24
Instrument:	US14173023 CN14160045	Injection date:	3/27/2024 3:34:38 PM
Data file:	C:\Chem32\1\Data\27Mar24\60.D	Analyst:	Canonico

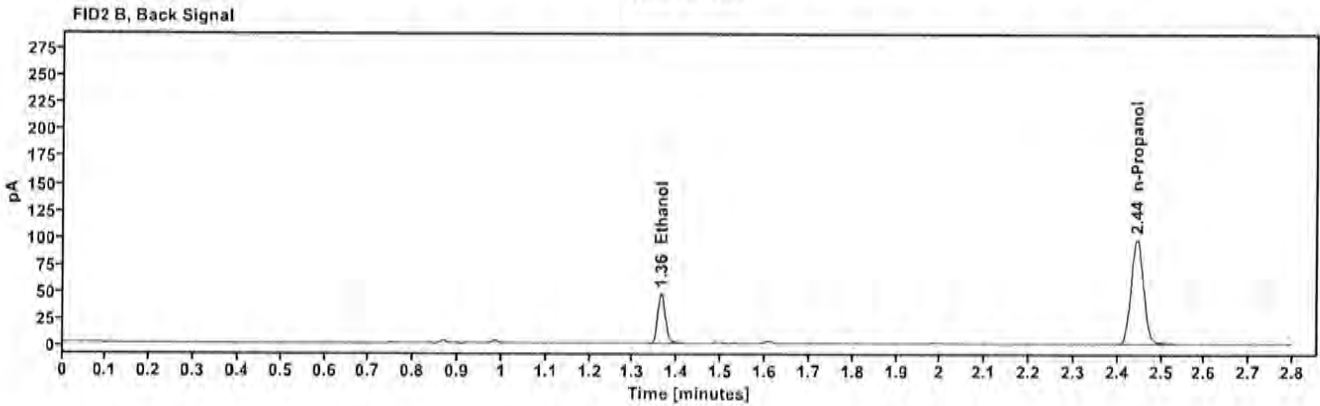
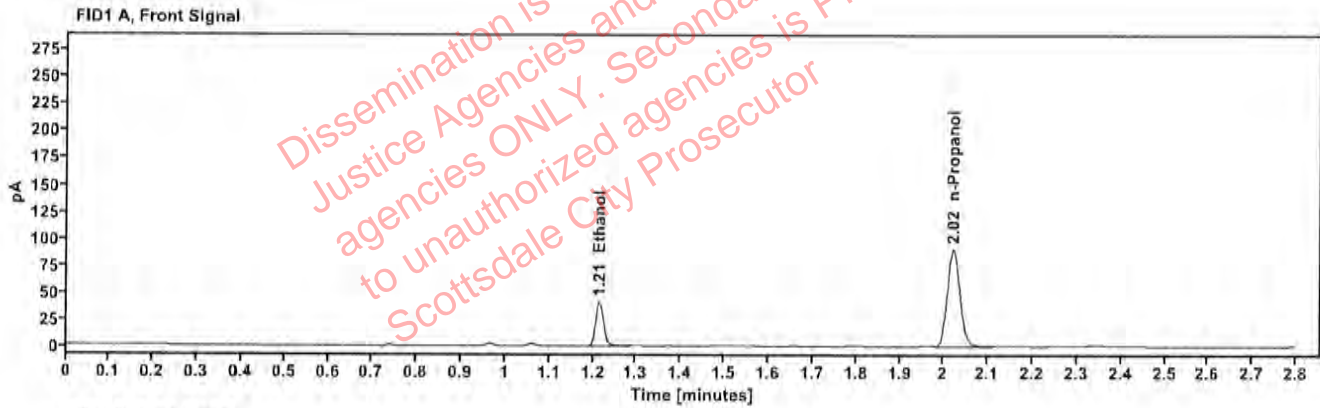


Table 1: FID 1 A (column DB-ALC1)

Compound	Amount (g/100mL)	Time (min)	Peak Area
>Ethanol	0.0834	1.214	51.977
n-Propanol	—	2.021	179.776

Table 2: FID 2 B (column DB-ALC2)

Compound	Time (min)	Peak Area
Ethanol	1.363	57.124
n-Propanol	2.444	194.427

### Scottsdale Police Department Crime Lab Volatiles Analysis

Sample: 353-01G.R.	Vial: 61
Description: [REDACTED]	LIMS ID: [REDACTED]
Method: ethanol quant.M	Sequence: 27Mar24
Instrument: US14173023 CN14160045	Injection date: 3/27/2024 3:38:53 PM
Data file: C:\Chem32\1\Data\27Mar24\61.D	Analyst: Canonico

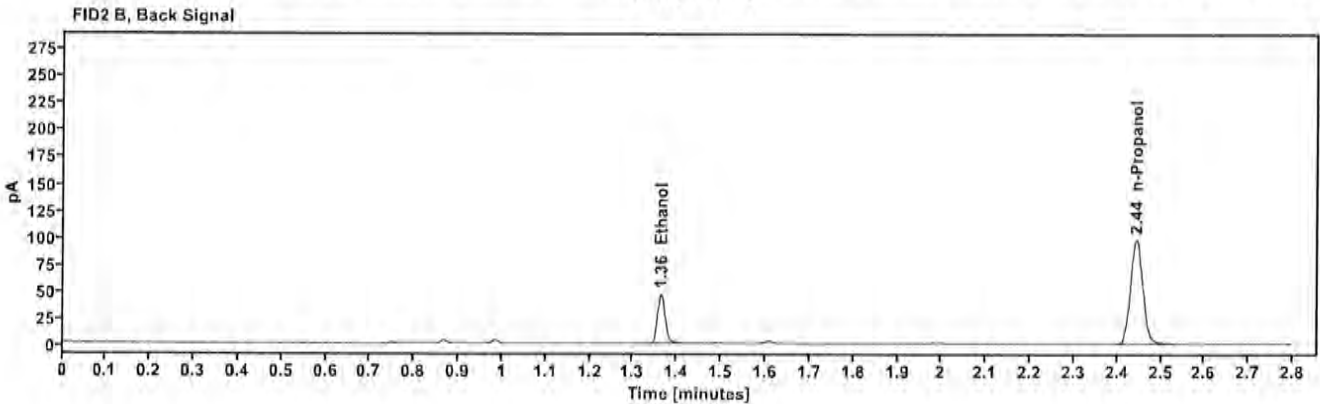
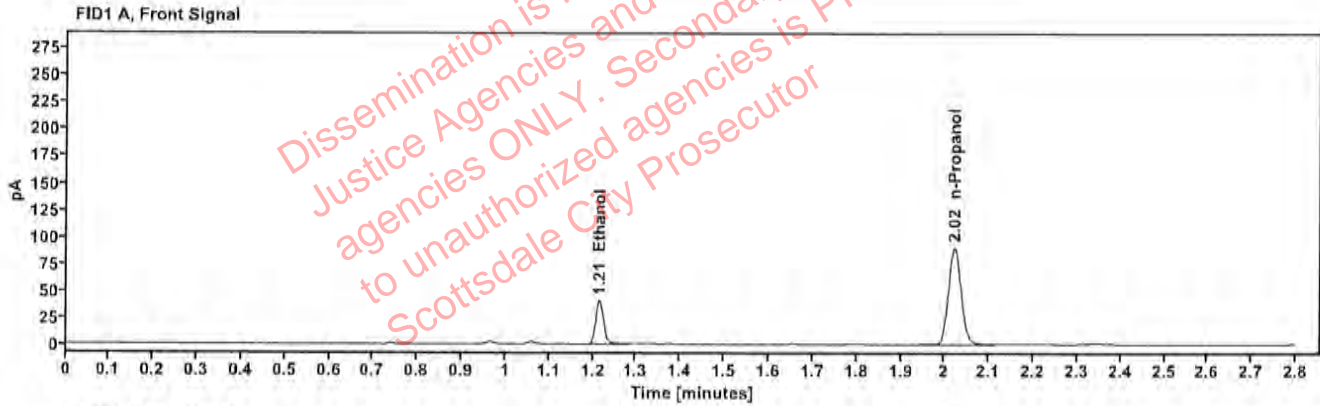


Table 1: FID 1 A (column DB-ALC1)

Compound	Amount (g/100mL)	Time (min)	Peak Area
>Ethanol	0.0820	1.214	51.286
n-Propanol	---	2.021	180.497

Table 2: FID 2 B (column DB-ALC2)

Compound	Time (min)	Peak Area
Ethanol	1.363	56.311
n-Propanol	2.444	194.013

### Scottsdale Police Department Crime Lab Volatiles Analysis

Sample:	2406154-2	Vial:	62
Description:	[REDACTED]	LIMS ID:	[REDACTED]
Method:	ethanol quant.M	Sequence:	27Mar24
Instrument:	US14173023 CN14160045	Injection date:	3/27/2024 3:42:53 PM
Data file:	C:\Chem32\1\Data\27Mar24\62.D	Analyst:	Canonico

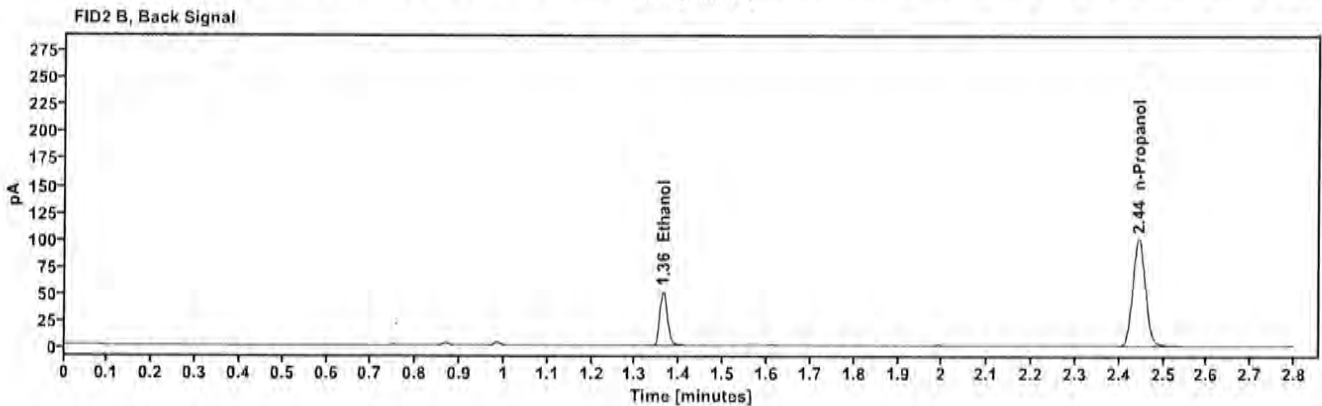
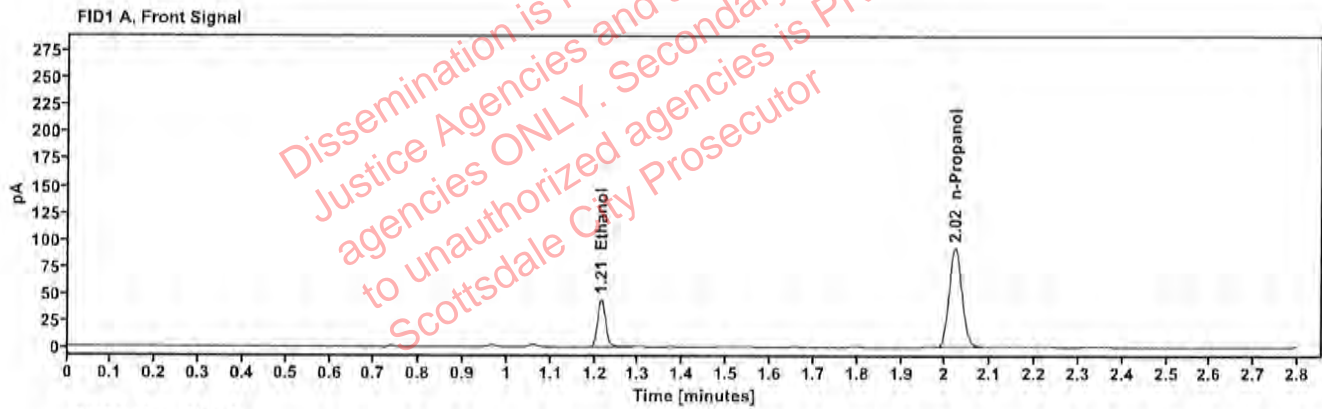


Table 1: FID 1 A (column DB-ALC1)

Compound	Amount (g/100mL)	Time (min)	Peak Area
>Ethanol	0.0882	1.215	56.223
n-Propanol	—	2.022	183.686

Table 2: FID 2 B (column DB-ALC2)

Compound	Time (min)	Peak Area
Ethanol	1.363	61.531
n-Propanol	2.444	199.468



### Scottsdale Police Department Crime Lab Volatiles Analysis

Sample:	2406154-2	Vial:	63
Description:	[REDACTED]	LIMS ID:	[REDACTED]
Method:	ethanol quant.M	Sequence:	27Mar24
Instrument:	US14173023 CN14160045	Injection date:	3/27/2024 3:46:52 PM
Data file:	C:\Chem32\1\Data\27Mar24\63.D	Analyst:	Canonico

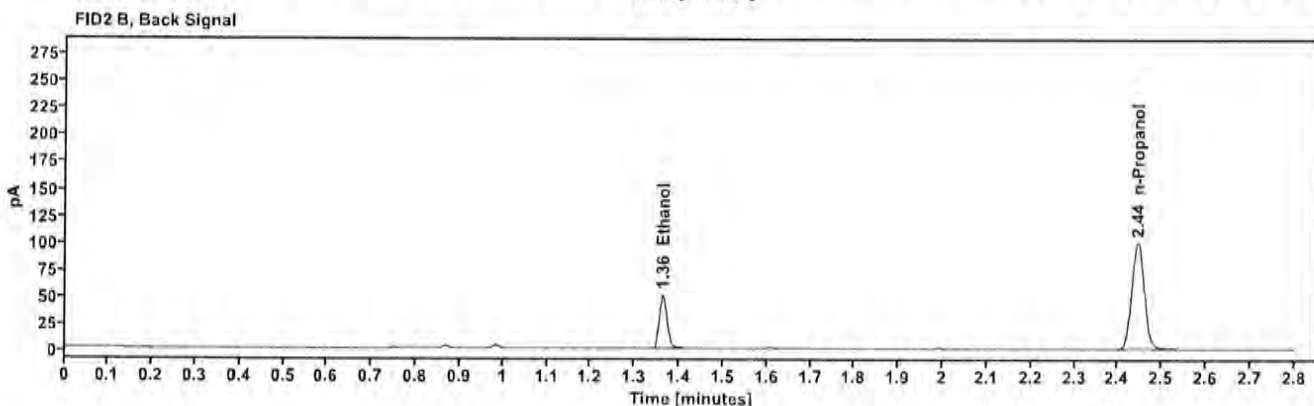
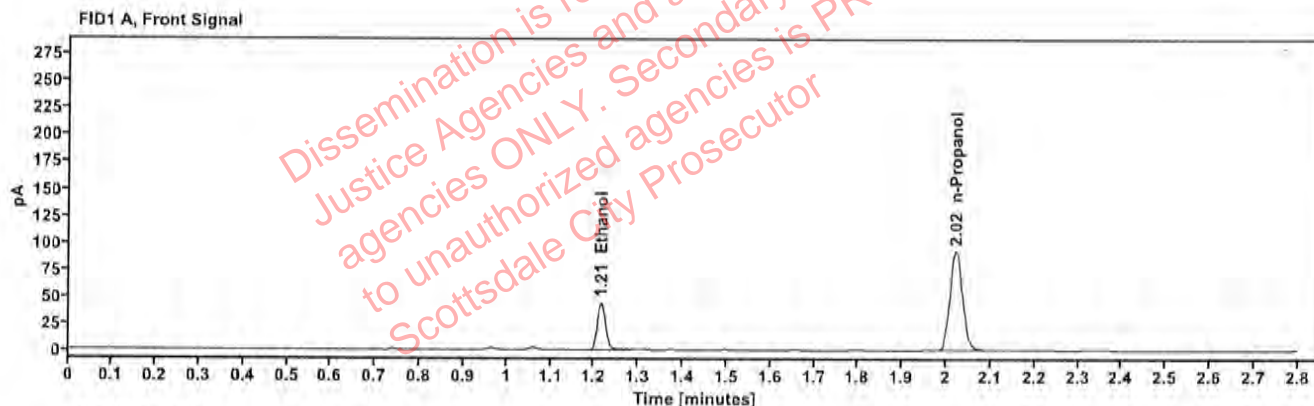


Table 1: FID 1 A (column DB-ALC1)

Compound	Amount (g/100mL)	Time (min)	Peak Area
>Ethanol	0.0879	1.214	55.933
n-Propanol	---	2.021	183.467

Table 2: FID 2 B (column DB-ALC2)

Compound	Time (min)	Peak Area
Ethanol	1.363	61.223
n-Propanol	2.444	199.464