

SCOTTSDALE POLICE DEPARTMENT CRIME LABORATORY BLOOD ALCOHOL FACE SHEET

ANALYSIS DATE 2/27/2017 SEQUENCE NAME 27Feb17

EQUIPMENT

Pipettor Hamilton ML600EH7497 Hamilton ML600GJ10749
 Gas Chromatograph Agilent US14173023

INSTRUMENT CALIBRATION

Vial 1 0.02 calibrator	Lot <u>FN03241604</u>	Coefficient of determination (r ²) <u>1.00000</u>
Vial 2 0.10 calibrator	Lot <u>FN06181501</u>	
Vial 3 0.20 calibrator	Lot <u>FN07201502</u>	
Vial 4 0.40 calibrator	Lot <u>FN11191402</u>	

CALIBRATION VERIFICATION AND RESOLUTION TEST

Vial	Sample	Expected result	Measured result	Manufacturer/lot
5	Blank	Not detected	Not detected	SPD lab 012517
6	Volatiles mixture	6 compounds	6 compounds	SPD lab 020917WLA
7	Aqueous control	0.400 g/dL	0.403 g/dL	Lipomed 08012015-C
8	Aqueous control	0.040 g/dL	0.039 g/dL	Lipomed 09022015-A
9	Blood control	0.200 g/dL	0.200 g/dL	ACQ 407041529/3
20	Aqueous control	0.080 g/dL	0.080 g/dL	Lipomed 28082014-B
31	Aqueous control	0.150 g/dL	0.152 g/dL	Lipomed 09022015-C
42	Blood control	0.200 g/dL	0.200 g/dL	ACQ 407041529/3
53	Aqueous control	0.080 g/dL	0.081 g/dL	Lipomed 28082014-B
62	Aqueous control	0.400 g/dL	0.407 g/dL	Lipomed 08012015-C
63	Aqueous control	0.040 g/dL	0.040 g/dL	Lipomed 09022015-A
64	Blood control	0.200 g/dL	0.201 g/dL	ACQ 407041529/3
65	Blank	Not detected	Not detected	SPD lab 012517

SUBJECT SAMPLES

Subjects in the sequence 24 Subjects requiring reanalysis 0

ADDITIONAL NOTES: All testing proceeded as expected.

Run valid Run invalid LAB1570 3/1/17 Analyst
 Run valid Run invalid KOSECKI 3/1/17 Technical Reviewer

Scottsdale Police Department Crime Laboratory Sequence Quality Assurance Summary

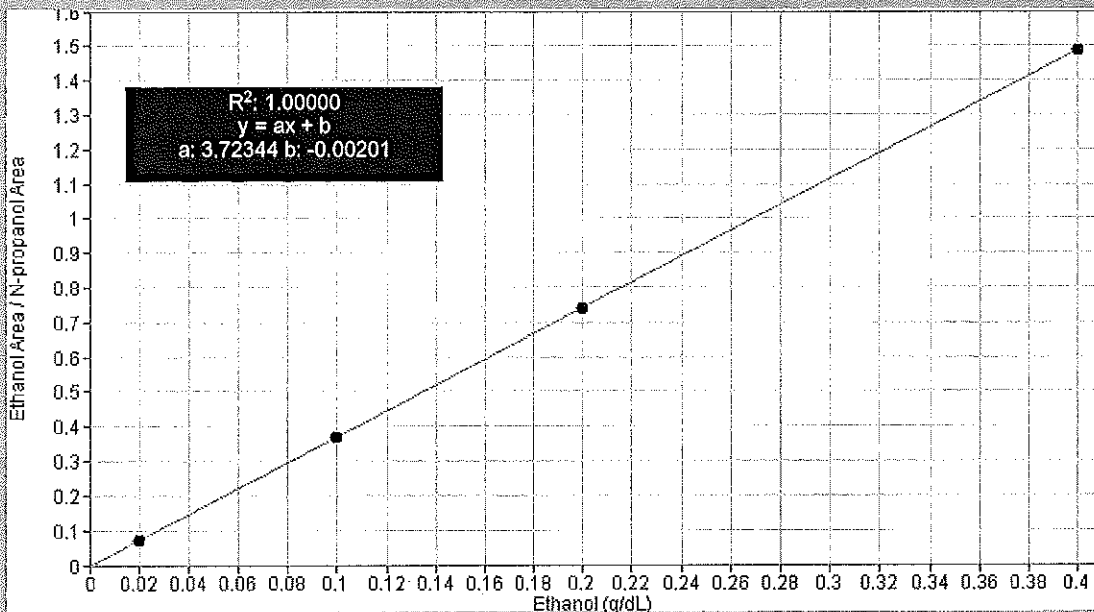
SEQUENCE NAME: 27Feb17

ANALYST: Adrian

Sample Name	Vial	Measured Value (g/dL)	Expected Value (g/dL)	Percent Difference	Absolute Difference (g/dL)
blank 012517	5	negative	negative	-	-
0.400 Lipomed 09012015-C	7	0.403	0.400	0.75	0.003
0.040 Lipomed 09022015-A	8	0.039	0.040	2.50	-0.001
0.20 ACQ 407041529/3	9	0.200	0.200	0.00	0.000
0.080 Lipomed 28082014-B	20	0.080	0.080	0.00	0.000
0.150 Lipomed 09022015-C	31	0.152	0.150	1.33	0.002
0.20 ACQ 407041529/3	42	0.200	0.200	0.00	0.000
0.080 Lipomed 28082014-B	53	0.081	0.080	1.25	0.001
0.40 Lipomed 08012015-C	62	0.407	0.400	1.75	0.007
0.04 Lipomed 09022015-A	63	0.040	0.040	0.00	0.000
0.20 ACQ 407041529/3	64	0.201	0.200	0.50	0.001
blank 012517	65	negative	negative	-	-

Calibrator	Ethanol Area	N-propanol Area	Ratio
0.020	10.525	144.206	0.073
0.100	53.210	143.781	0.370
0.200	108.297	145.940	0.742
0.400	213.727	143.662	1.488

Calibration Line



Scottsdale Police Department Crime Lab Volatiles Analysis

Sample: 0.020 Cerilliant FN03241604	Item number:
Injection date: 2/27/2017 4:17:44 PM	Vial: 1
Method: ethanol quant.M	Sequence: 27Feb17
Instrument: US14173023 CN14160045	Analyst: Adrian
Data file: C:\Chem32\1\Data\27Feb17\1.D	

Dissemination is restricted to Criminal Justice Agencies and authorized Non-C.J. Agencies ONLY. Secondary dissemination to unauthorized agencies is PROHIBITED.
Scottsdale City Prosecutor

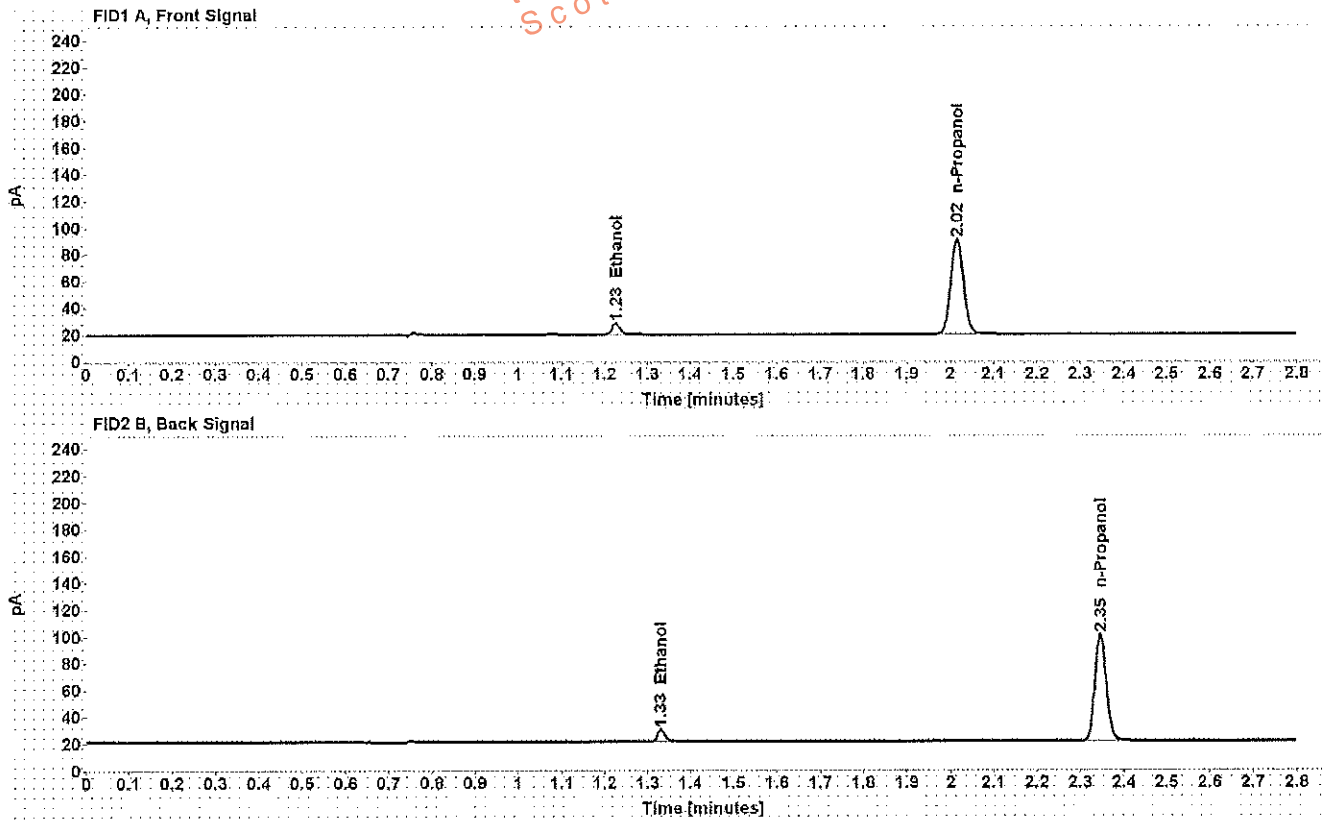


Table 1: FID 1 A (column DB-ALC1)

Compound	Time (min)	Peak Area
Ethanol	1.226	10.525
n-Propanol	2.015	144.206

Table 2: FID 2 B (column DB-ALC2)

Compound	Time (min)	Peak Area
Ethanol	1.331	10.761
n-Propanol	2.346	148.254

Scottsdale Police Department Crime Lab Volatiles Analysis

Sample: 0.100 Cerilliant FN06181501	Item number:
Injection date: 2/27/2017 4:21:43 PM	Vial: 2
Method: ethanol quant.M	Sequence: 27Feb17
Instrument: US14173023 CN14160045	Analyst: Adrian
Data file: C:\Chem3211\Data\27Feb17\2.D	

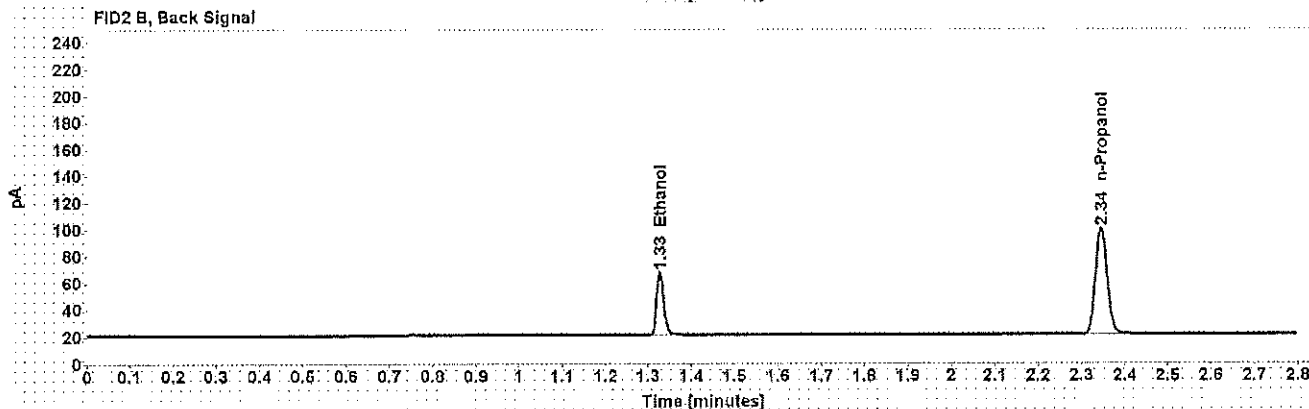
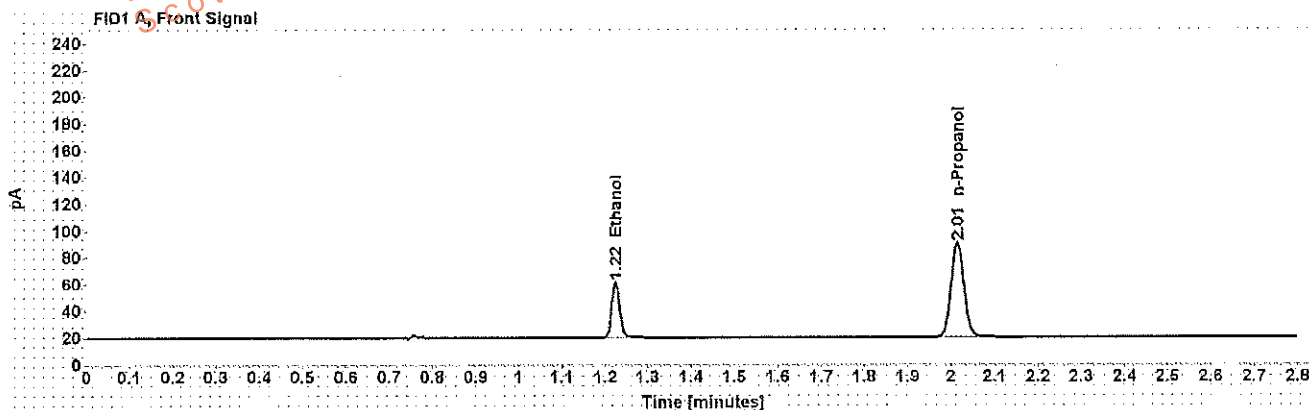


Table 1: FID 1 A (column DB-ALC1)

Compound	Time (min)	Peak Area
Ethanol	1.224	53.210
n-Propanol	2.014	143.781

Table 2: FID 2 B (column DB-ALC2)

Compound	Time (min)	Peak Area
Ethanol	1.327	54.700
n-Propanol	2.345	147.781

WA

Scottsdale Police Department Crime Lab Volatiles Analysis

Dissemination is restricted to Criminal Agencies and authorized Non-C.J. Agencies ONLY. Secondary dissemination to unauthorized agencies is PROHIBITED.
 Scottsdale City Prosecutor's Office

Sample:	0.200 Cerilliant FN07201502	Item number:	
Injection date:	2/27/2017 4:25:43 PM	Vial:	3
Method:	ethanol quant.M	Sequence:	27Feb17
Instrument:	US14173023 CN14160045	Analyst:	Adrian
Data file:	C:\Chem3211\Data\27Feb17\3.D		

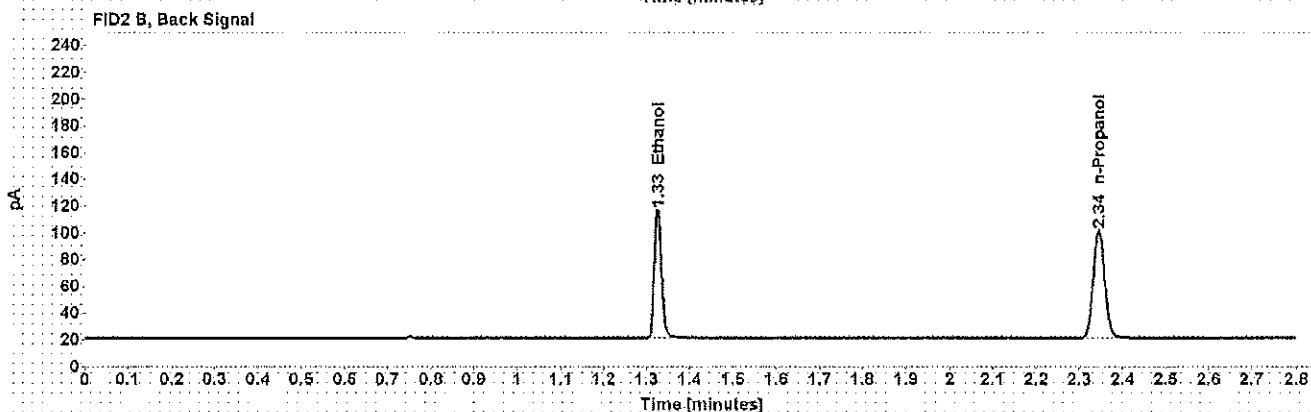
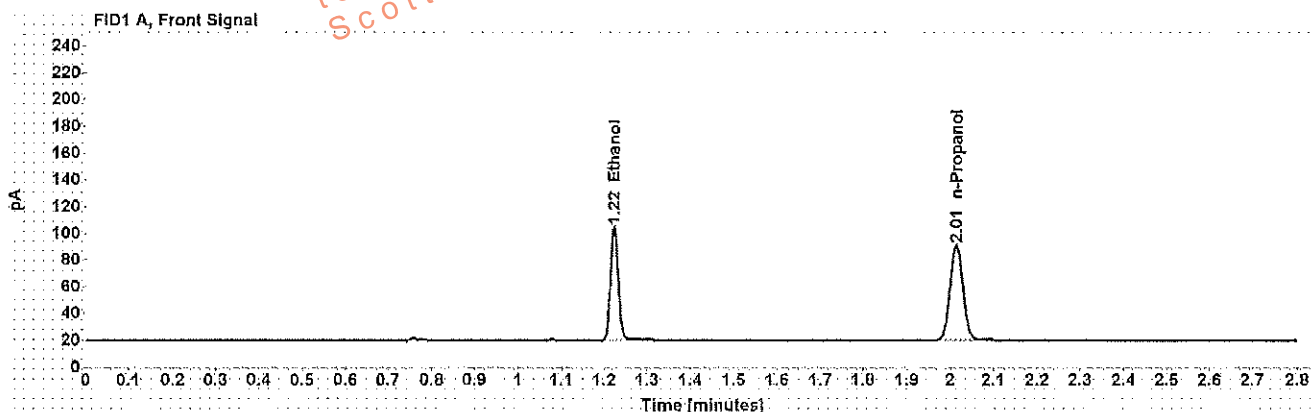


Table 1: FID 1 A (column DB-ALC1)

Compound	Time (min)	Peak Area
Ethanol	1.223	108.297
n-Propanol	2.014	145.940

Table 2: FID 2 B (column DB-ALC2)

Compound	Time (min)	Peak Area
Ethanol	1.326	111.748
n-Propanol	2.344	150.153

WA

Scottsdale Police Department Crime Lab Volatiles Analysis

Dissemination is restricted to Criminal Justice Agencies and authorized Non-C.J. Agencies ONLY. Secondary dissemination to unauthorized persons is PROHIBITED.
Scottsdale City Prosecutor

Sample:	0.400 Cerilliant FN11191402	Item number:	
Injection date:	2/27/2017 4:29:43 PM	Vial:	4
Method:	ethanol quant.M	Sequence:	27Feb17
Instrument:	US14173023 CN14160045	Analyst:	Adrian
Data file:	C:\Chem32\1\Data\27Feb17\4.D		

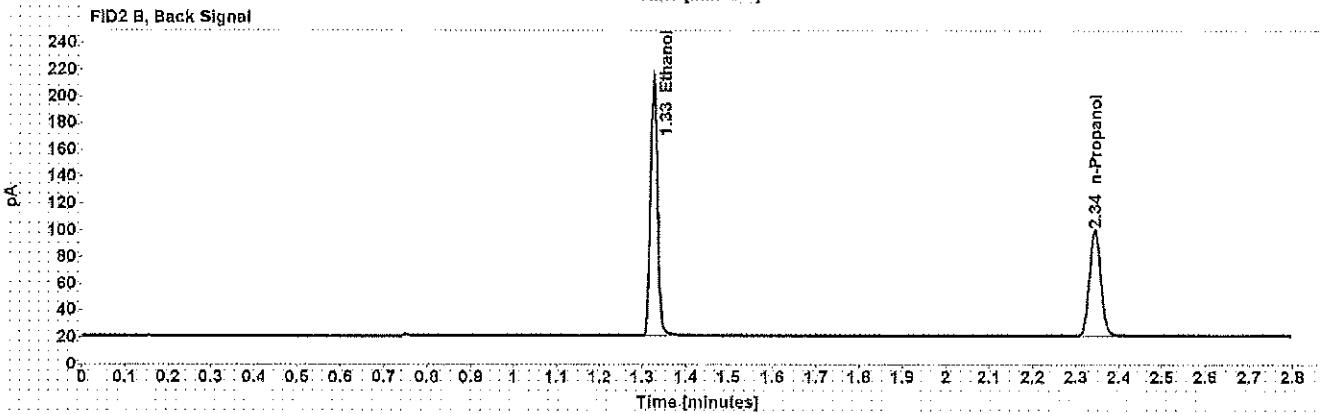
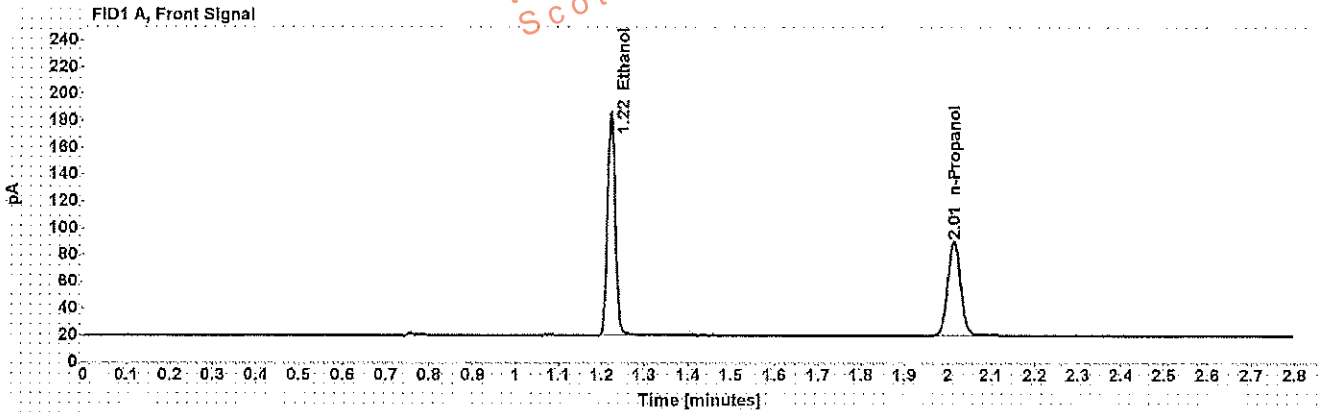


Table 1: FID 1 A (column DB-ALC1)

Compound	Time (min)	Peak Area
Ethanol	1.223	213.727
n-Propanol	2.014	143.662

Table 2: FID 2 B (column DB-ALC2)

Compound	Time (min)	Peak Area
Ethanol	1.325	221.189
n-Propanol	2.344	147.720

Scottsdale Police Department Crime Lab Volatiles Analysis

Sample: blank 012517	Item number:
Injection date: 2/27/2017 4:33:43 PM	Vial: 5
Method: ethanol quant M	Sequence: 27Feb17
Instrument: US14173023 CN14160045	Analyst: Adrian
Data file: C:\Chem321\1Data\27Feb17\5.D	

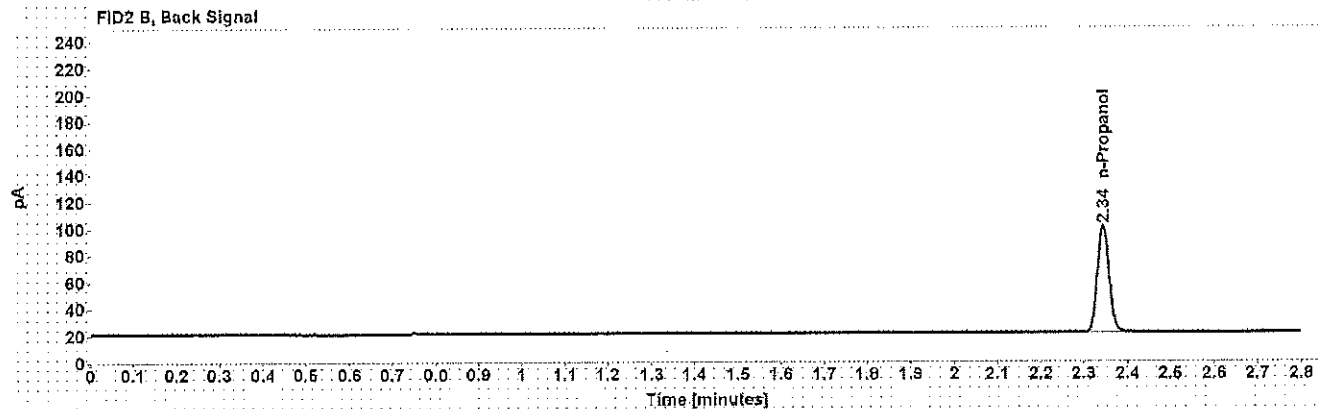
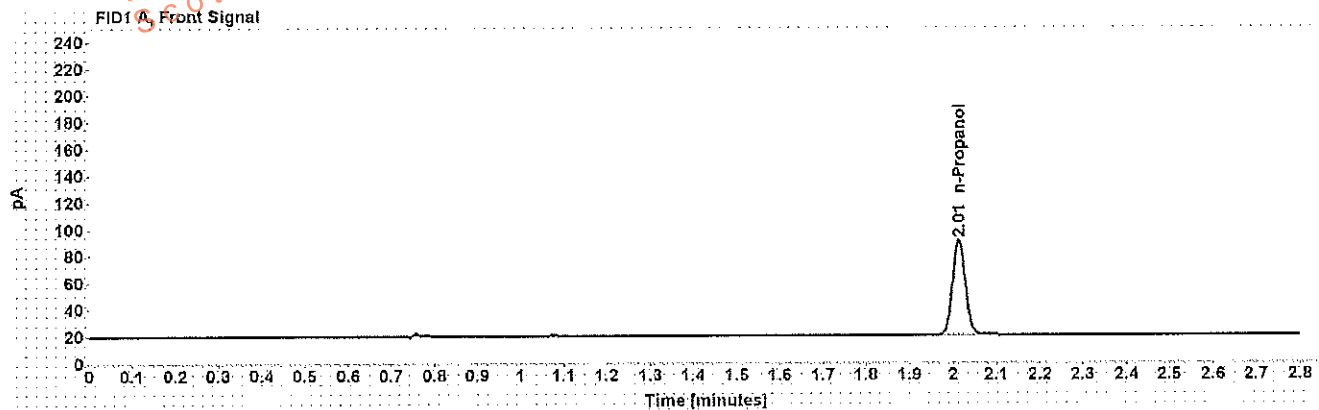


Table 1: FID 1 A (column DB-ALC1)

Compound	Amount (g/100mL)	Time (min)	Peak Area
n-Propanol	-----	2.014	144.567

Table 2: FID 2 B (column DB-ALC2)

Compound	Time (min)	Peak Area
n-Propanol	2.344	148.556

Scottsdale Police Department Crime Lab Volatiles Analysis

Sample: volatiles mix 020917 WLA	Item number:
Injection date: 2/27/2017 4:37:43 PM	Vial: 6
Method: ethanol quant.M	Sequence: 27Feb17
Instrument: US14173023 CN14160045	Analyst: Adrian
Data file: C:\Chem32\1\Data\27Feb17\6.D	

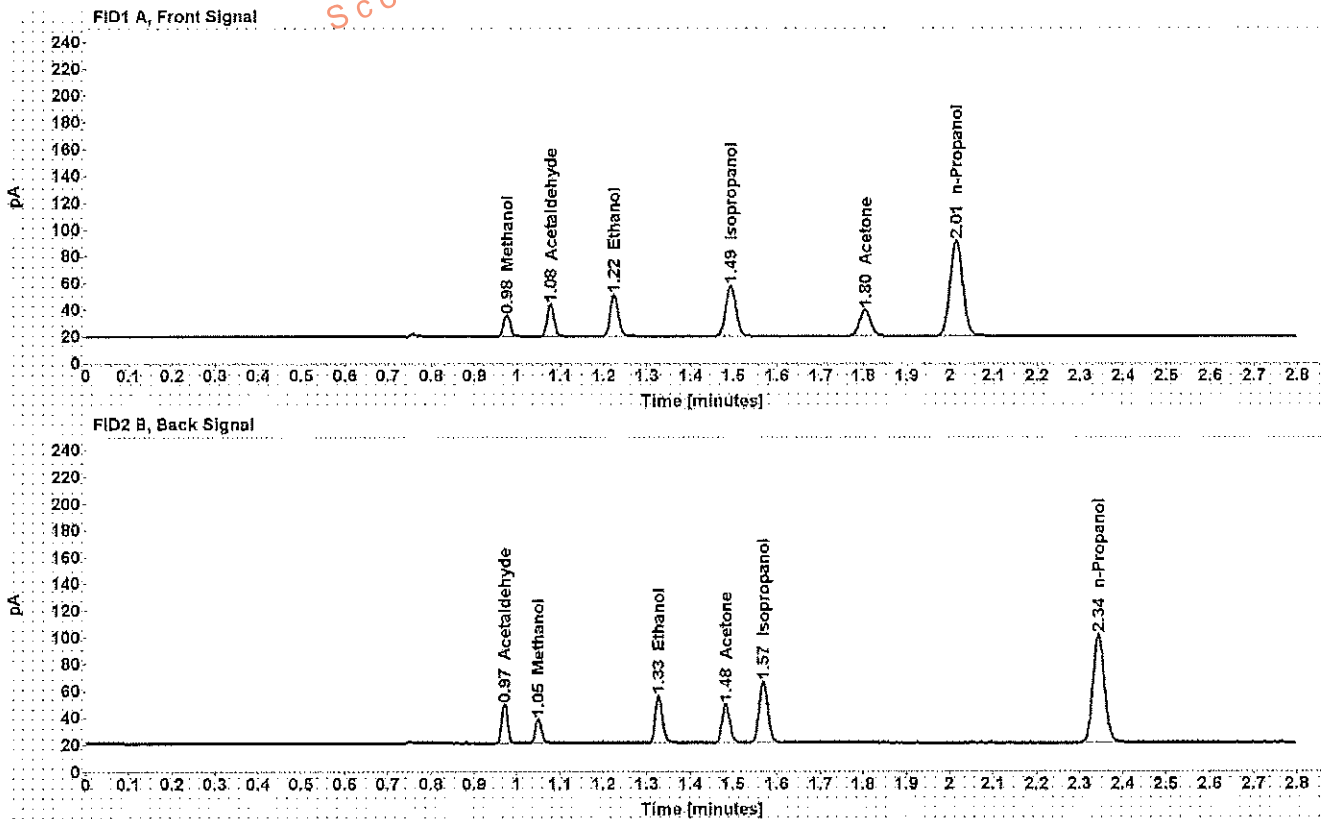


Table 1: FID 1 A (column DB-ALC1)

Compound	Amount (g/100mL)	Time (min)	Peak Area
Methanol	-----	0.976	17.682
Acetaldehyde	-----	1.077	26.577
>Ethanol	0.0739	1.224	39.893
Isopropanol	-----	1.493	61.938
Acetone	-----	1.803	35.220
n-Propanol	-----	2.014	145.952

Table 2: FID 2 B (column DB-ALC2)

Compound	Time (min)	Peak Area
Acetaldehyde	0.971	27.928
Methanol	1.050	17.965
Ethanol	1.327	40.987
Acetone	1.482	36.009
Isopropanol	1.569	64.221
n-Propanol	2.344	149.970

Scottsdale Police Department Crime Lab Volatiles Analysis

Dissemination is restricted to Criminal Justice Agencies and authorized Non-C.J. Agencies ONLY. Secondary dissemination to unauthorized agencies is PROHIBITED.
Scottsdale City Prosecutor

Sample: 0.400 Lipomed 08012015-C	Item number:
Injection date: 2/27/2017 4:41:58 PM	Vial: 7
Method: ethanol quant.M	Sequence: 27Feb17
Instrument: US14173023 CN14160045	Analyst: Adrian
Data file: C:\Chem32\1\Data\27Feb17\7.D	

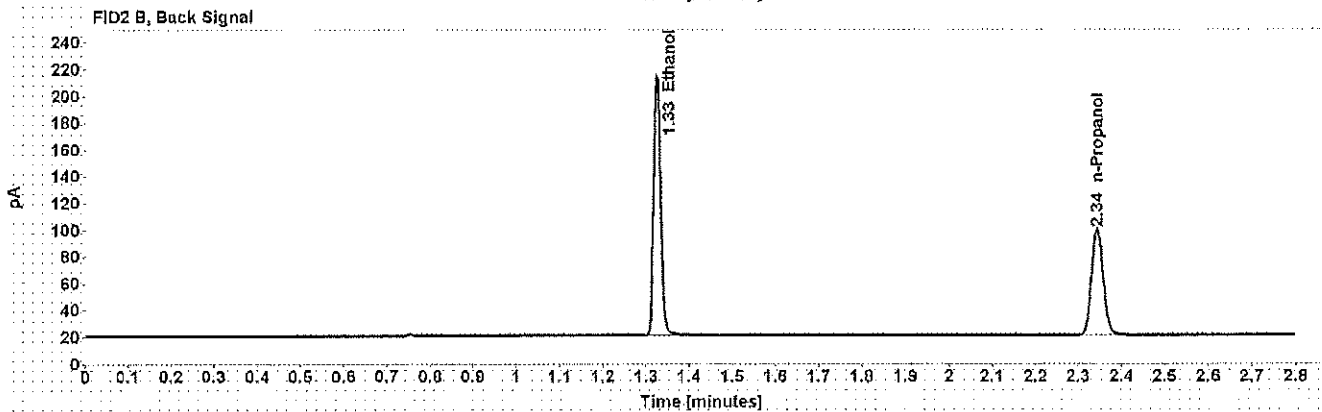
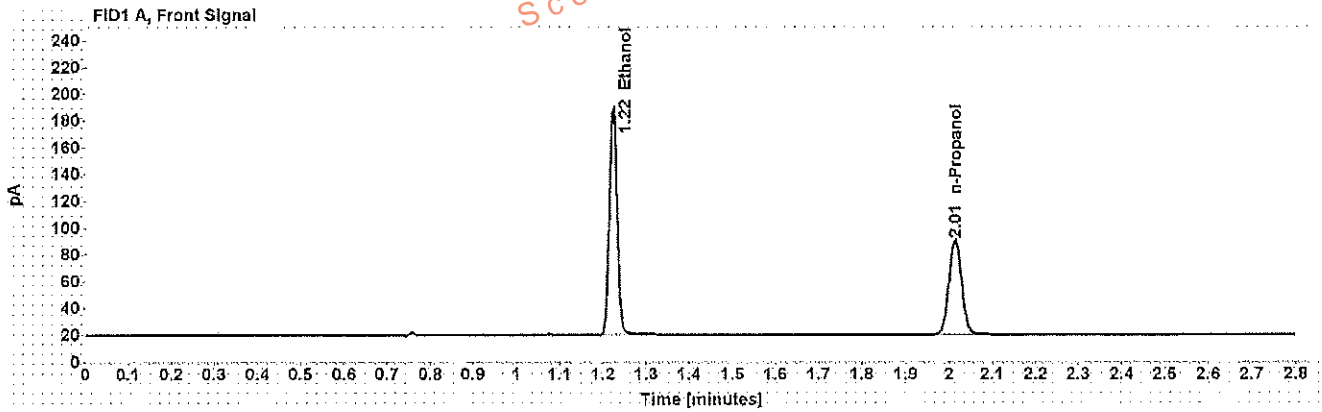


Table 1: FID 1 A (column DB-ALC1)

Compound	Amount (g/100mL)	Time (min)	Peak Area
>Ethanol	0.4031	1.223	216.158
n-Propanol	-----	2.014	144.215

Table 2: FID 2 B (column DB-ALC2)

Compound	Time (min)	Peak Area
Ethanol	1.326	223.618
n-Propanol	2.344	148.281

WJA

Scottsdale Police Department Crime Lab Volatiles Analysis

Sample: 0.040 Lipomed 09022015-A **Item number:**
Injection date: 2/27/2017 4:45:58 PM **Vial:** 8
Method: ethanol.quant.M **Sequence:** 27Feb17
Instrument: US14173023 CN14160045 **Analyst:** Adrian
Data file: C:\Chem3211\Data\27Feb17\8.D

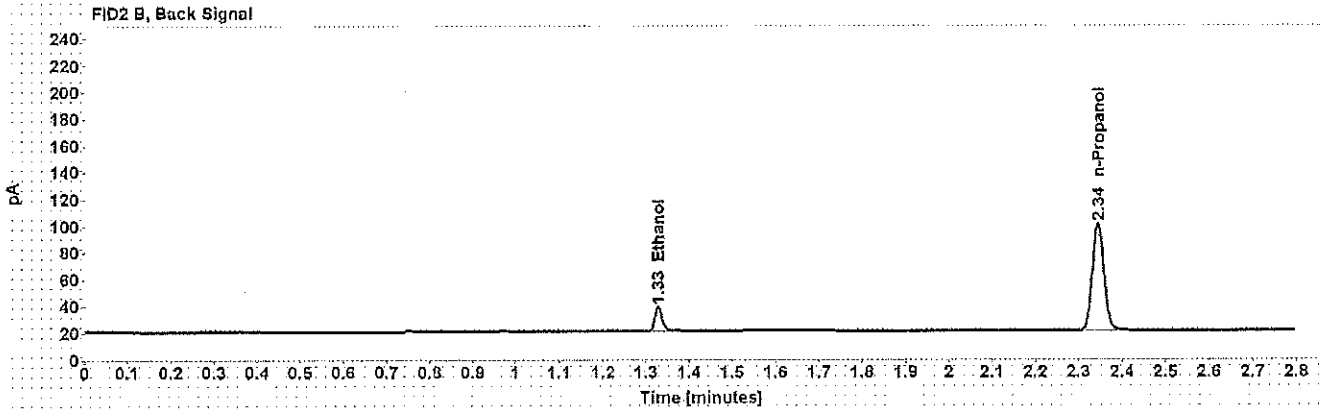
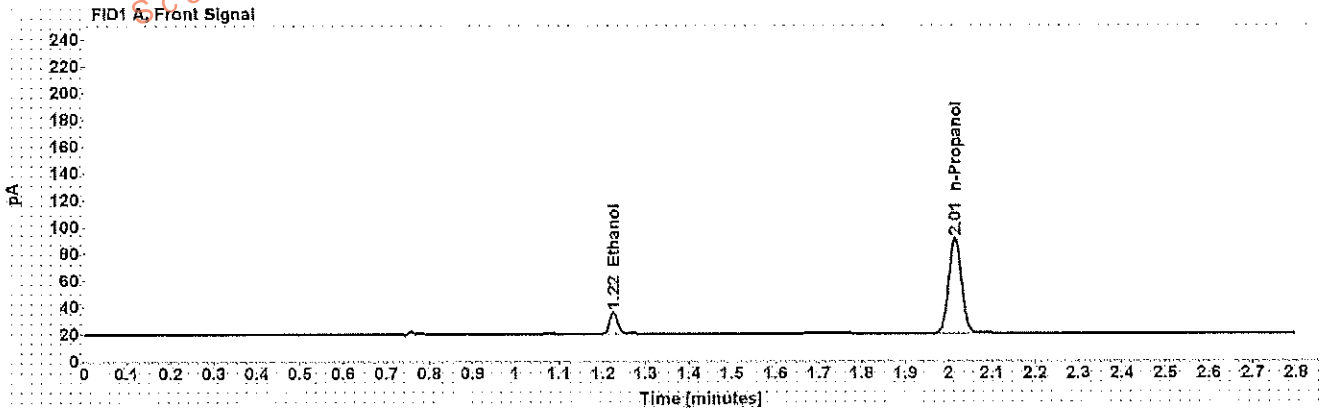


Table 1: FID 1 A (column DB-ALC1)

Compound	Amount (g/100mL)	Time (min)	Peak Area
>Ethanol	0.0391	1.225	20.877
n-Propanol	-----	2.014	145.557

Table 2: FID 2 B (column DB-ALC2)

Compound	Time (min)	Peak Area
Ethanol	1.328	21.355
n-Propanol	2.344	149.836

Scottsdale Police Department Crime Lab Volatiles Analysis

Dissemination is restricted to Criminal Justice Agencies and authorized Non-C.J. Agencies ONLY. Secondary dissemination to unauthorized agencies is PROHIBITED. Scottsdale City Prosecutor

Sample: 0.20 ACQ 407041529/3	Item number:
Injection date: 2/27/2017 4:49:58 PM	Vial: 9
Method: ethanol quant.M	Sequence: 27Feb17
Instrument: US14173023 CN14160045	Analyst: Adrian
Data file: C:\Chem32\1\Data\27Feb17\9.D	

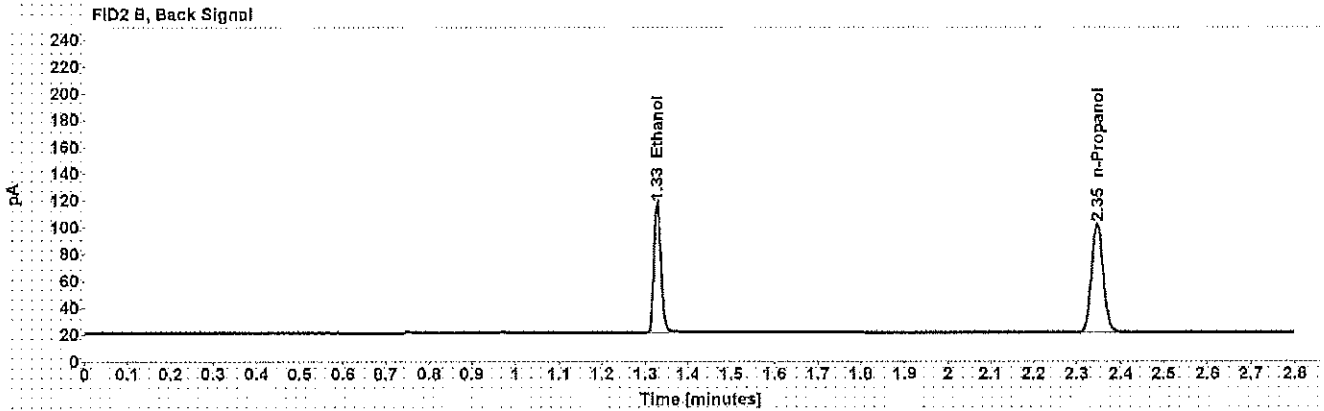
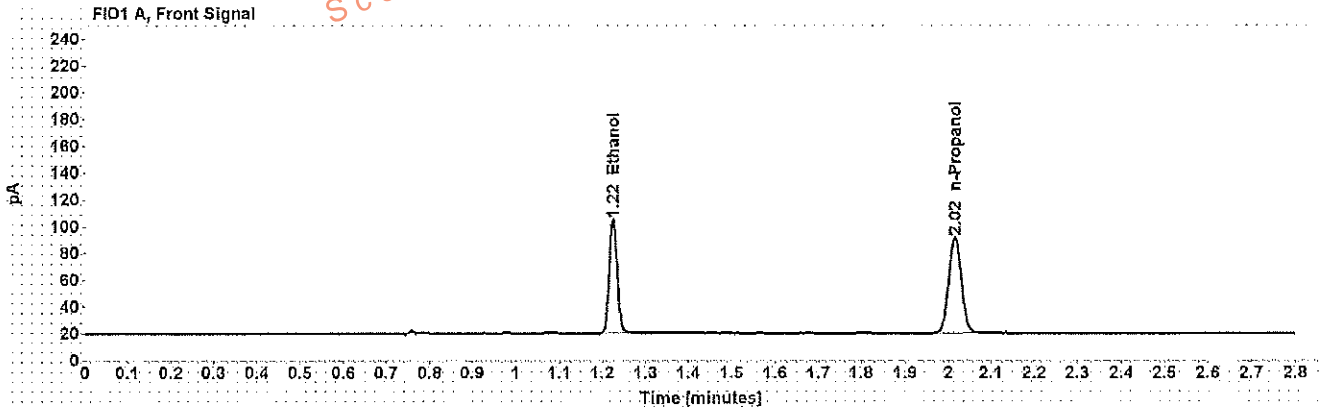


Table 1: FID 1 A (column DB-ALC1)

Compound	Amount (g/100mL)	Time (min)	Peak Area
>Ethanol	0.2005	1.225	108.890
n-Propanol	-----	2.015	146.253

Table 2: FID 2 B (column DB-ALC2)

Compound	Time (min)	Peak Area
Ethanol	1.328	112.420
n-Propanol	2.346	150.845

44

Scottsdale Police Department Crime Lab Volatiles Analysis

Dissemination is restricted to Criminal Justice Agencies and authorized Non-C.J. Agencies ONLY. Secondary dissemination to unauthorized agencies is PROHIBITED.
Scottsdale City Prosecutor

Sample: 0.080 Lipomed 28082014-B	Item number:
Injection date: 2/27/2017 5:34:28 PM	Vial: 20
Method: ethanol quant.M	Sequence: 27Feb17
Instrument: US14173023 CN14160045	Analyst: Adrian
Data file: C:\Chem32\1\Data\27Feb17\20.D	

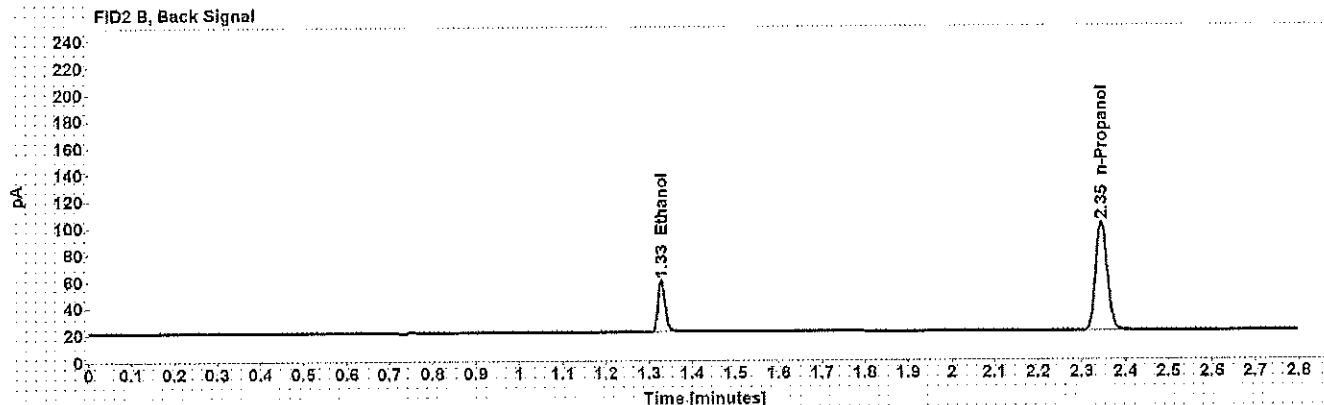
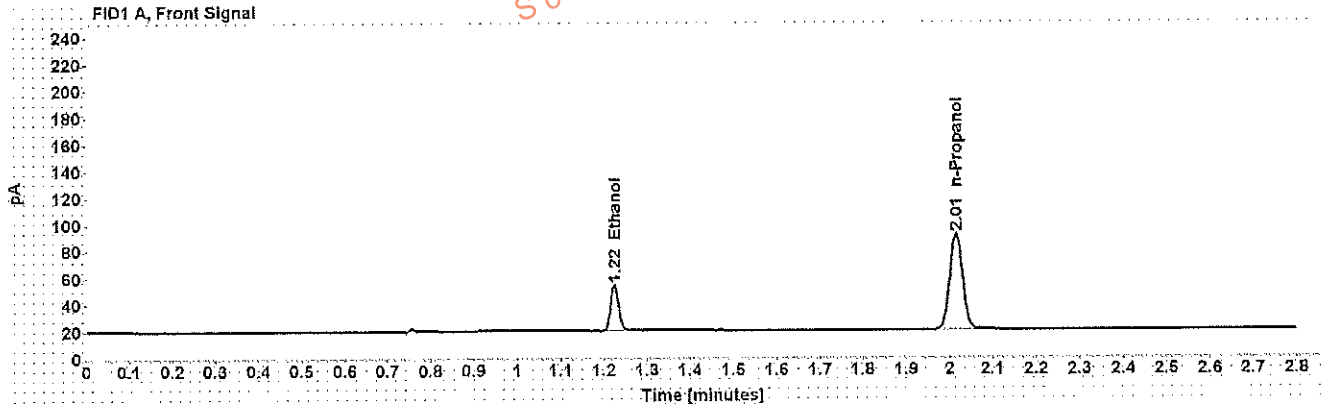


Table 1: FID 1 A (column DB-ALC1)

Compound	Amount (g/100mL)	Time (min)	Peak Area
>Ethanol	0.0805	1.225	43.576
n-Propanol	-----	2.015	146.442

Table 2: FID 2 B (column DB-ALC2)

Compound	Time (min)	Peak Area
Ethanol	1.328	44.482
n-Propanol	2.345	151.219

Scottsdale Police Department Crime Lab Volatiles Analysis

Sample: 0.150 Lipomed 09022015-C **Item number:**
Injection date: 2/27/2017 6:18:59 PM **Vial:** 31
Method: ethanol.quant.M **Sequence:** 27Feb17
Instrument: US14173023 CN14160045 **Analyst:** Adrian
Data file: C:\Chem32\1\Data\27Feb17\31.D

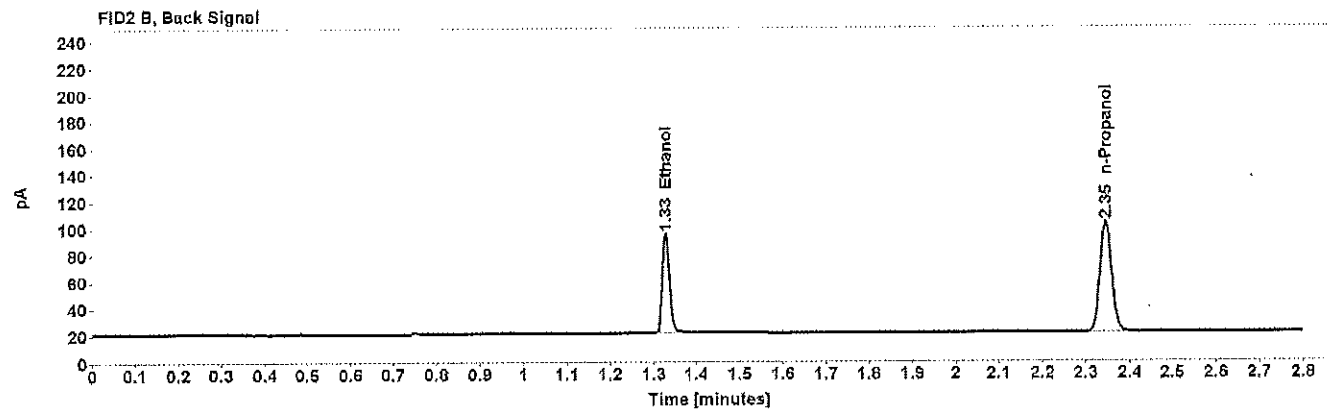
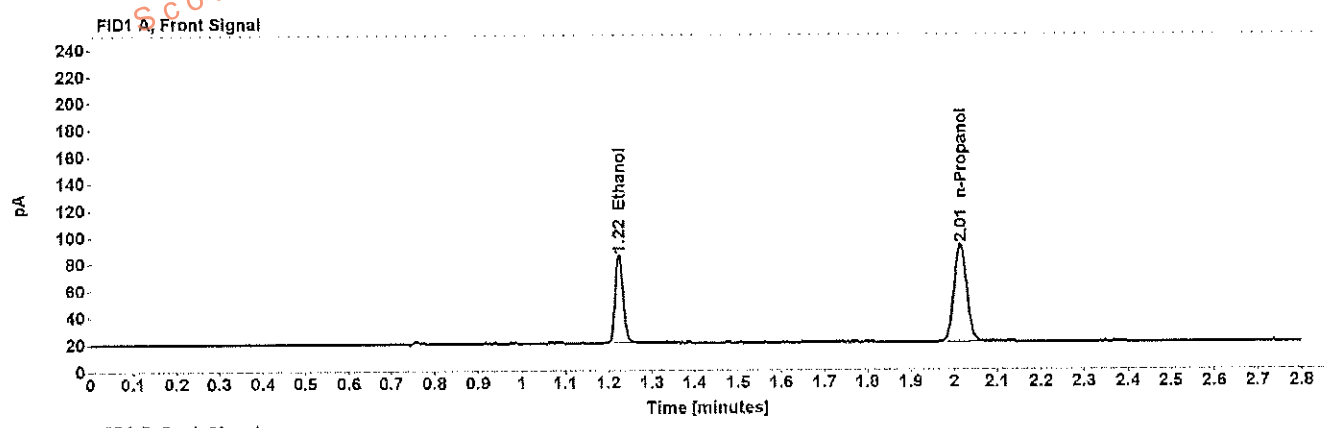


Table 1: FID 1 A (column DB-ALC1)

Compound	Amount (g/100mL)	Time (min)	Peak Area
>Ethanol	0.1520	1.224	83.854
n-Propanol	-----	2.015	148.646

Table 2: FID 2 B (column DB-ALC2)

Compound	Time (min)	Peak Area
Ethanol	1.328	86.898
n-Propanol	2.346	153.265

Scottsdale Police Department Crime Lab Volatiles Analysis

Sample:	0.20 ACQ 407041529/3	Item number:	
Injection date:	2/27/2017 7:03:14 PM	Vial:	42
Method:	ethanol quant.M	Sequence:	27Feb17
Instrument:	US14173023.ON14160045	Analyst:	Adrian
Data file:	C:\Chem32\11\Data\27Feb17\42.D		

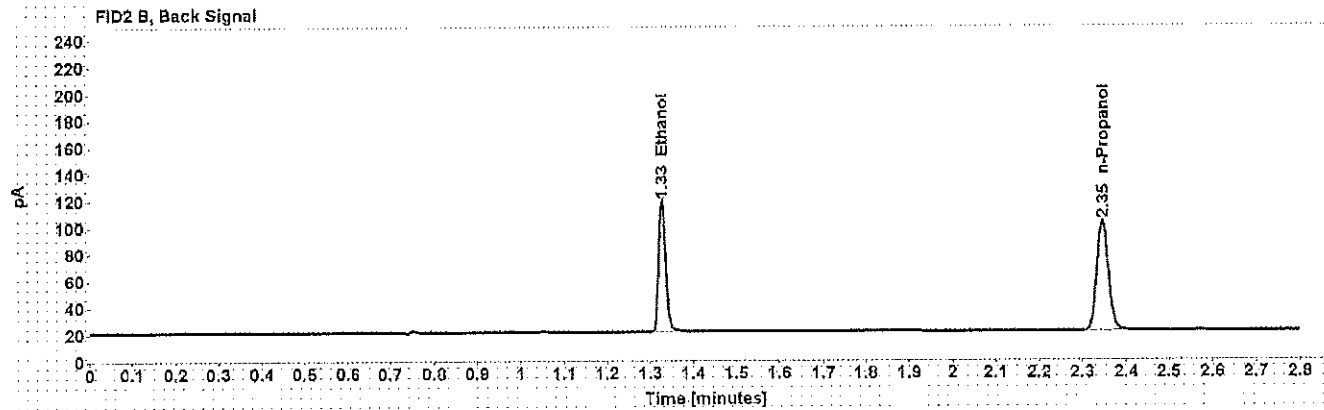
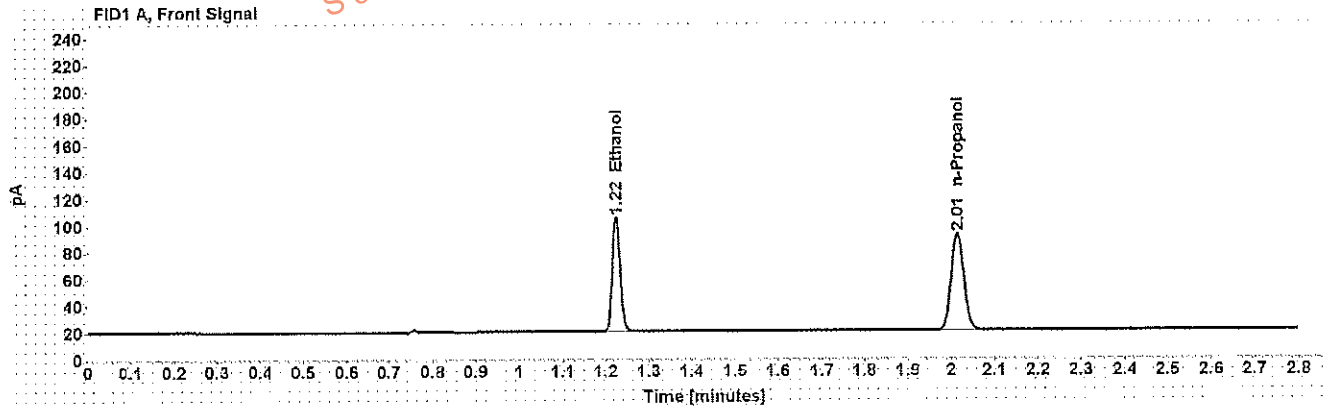


Table 1: FID 1 A (column DB-ALC1)

Compound	Amount (g/100mL)	Time (min)	Peak Area
>Ethanol	0.2008	1.224	109.932
n-Propanol	-----	2.015	147.399

Table 2: FID 2 B (column DB-ALC2)

Compound	Time (min)	Peak Area
Ethanol	1.328	113.592
n-Propanol	2.346	152.109

Scottsdale Police Department Crime Lab Volatiles Analysis

Sample: 0.080 Lipomed 28082014-B	Item number:
Injection date: 2/27/2017 7:47:44 PM	Vial: 53
Method: ethanol quant.M	Sequence: 27Feb17
Instrument: US14173023 CN14160045	Analyst: Adrian
Data file: C:\Chem32\1\Data\27Feb17\53.D	

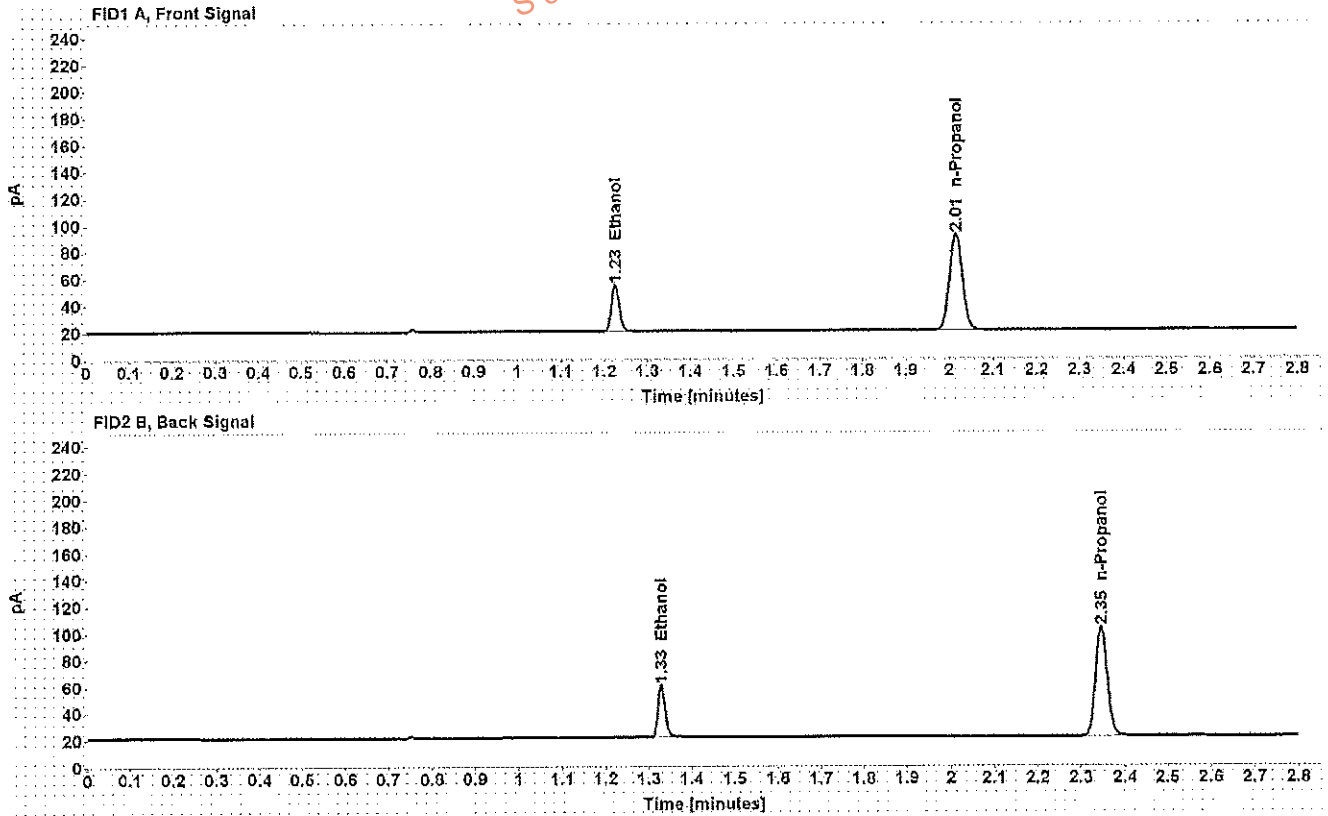


Table 1: FID 1 A (column DB-ALC1)

Compound	Amount (g/100mL)	Time (min)	Peak Area
>Ethanol	0.0810	1.225	44.081
n-Propanol	-----	2.015	147.229

Table 2: FID 2 B (column DB-ALC2)

Compound	Time (min)	Peak Area
Ethanol	1.329	45.550
n-Propanol	2.346	151.821

Scottsdale Police Department Crime Lab Volatiles Analysis

Sample: 0.40 Lipomed 08012015-C	Item number:
Injection date: 2/27/2017 8:24:13 PM	Vial: 62
Method: ethanol quant M	Sequence: 27Feb17
Instrument: US14173023 CN14160045	Analyst: Adrian
Data file: C:\Chem32\11Data\27Feb17\62.D	

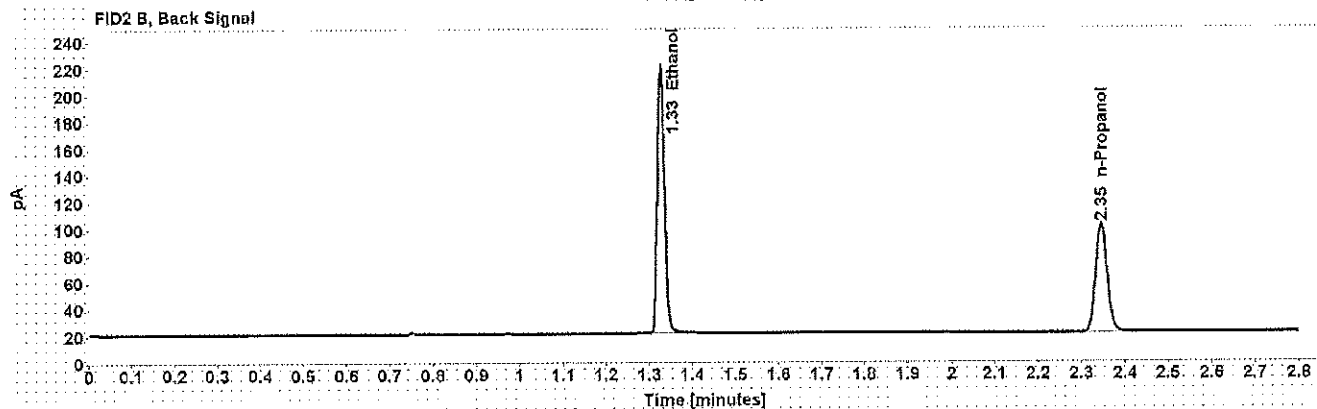
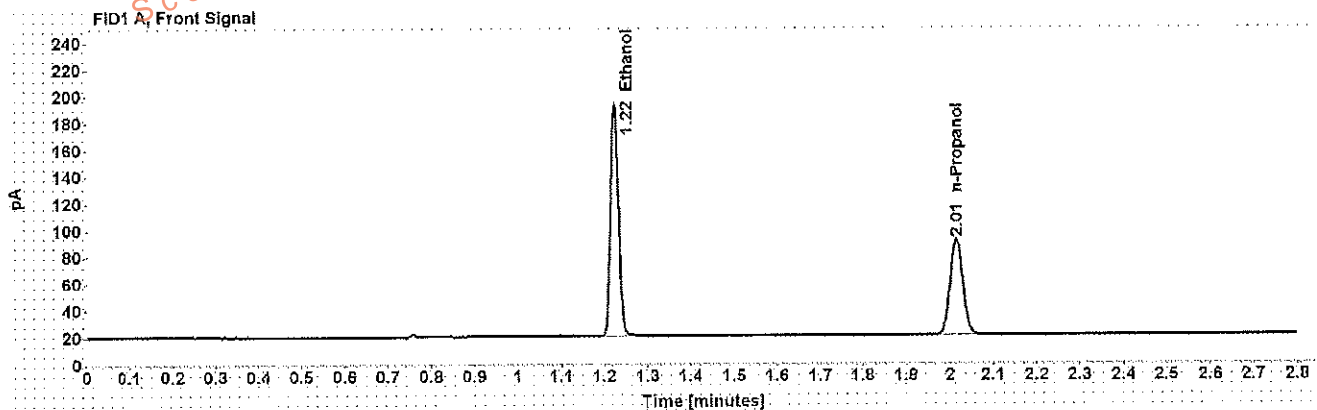


Table 1: FID 1 A (column DB-ALC1)

Compound	Amount (g/100mL)	Time (min)	Peak Area
>Ethanol	0.4076	1.224	220.739
n-Propanol	-----	2.015	145.649

Table 2: FID 2 B (column DB-ALC2)

Compound	Time (min)	Peak Area
Ethanol	1.327	228.676
n-Propanol	2.346	150.392

Scottsdale Police Department Crime Lab Volatiles Analysis

Sample: 0.04 Lipomed 09022015-A	Item number:
Injection date: 2/27/2017 8:28:13 PM	Vial: 63
Method: ethanol quant.M	Sequence: 27Feb17
Instrument: US14173023_CN14160045	Analyst: Adrian
Data file: C:\Chem32\11\Data\27Feb17\63.D	

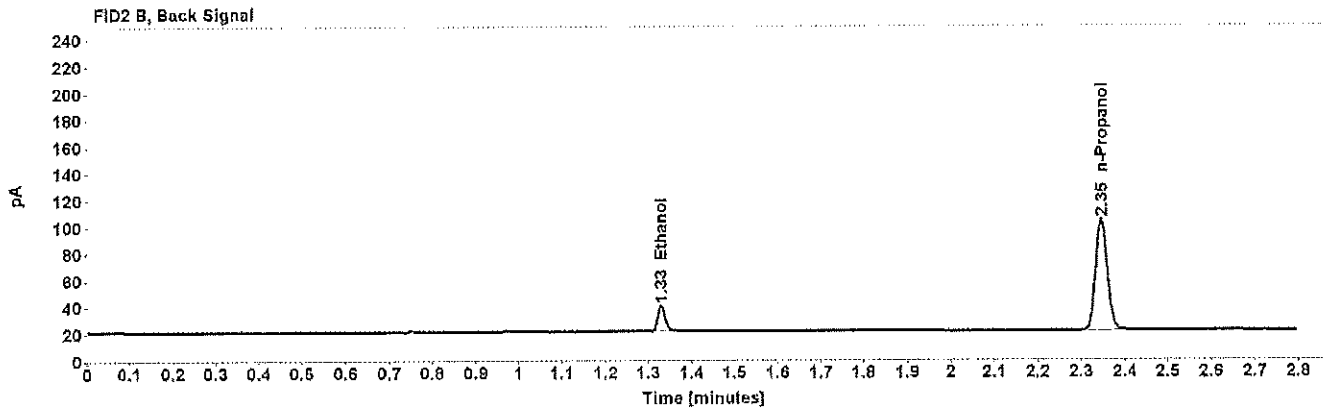
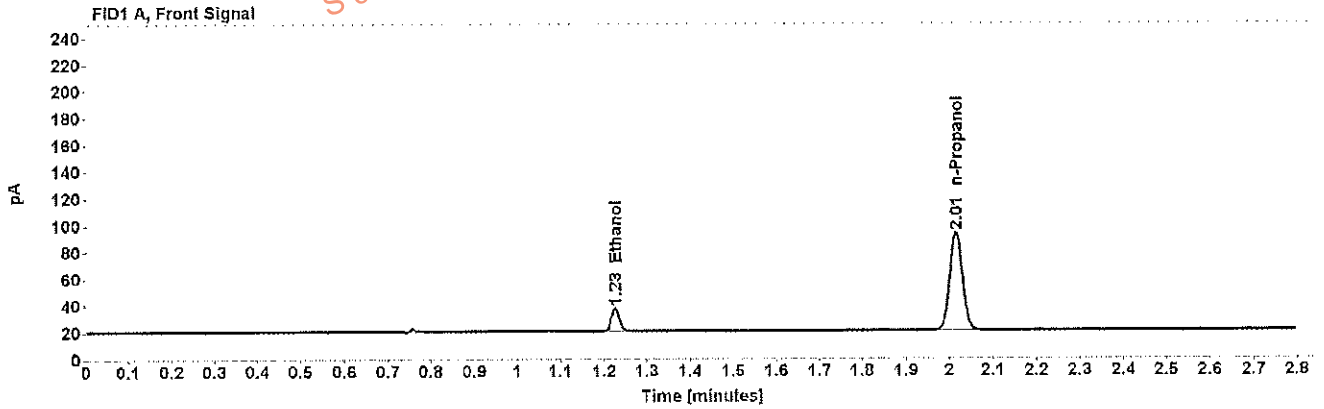


Table 1: FID 1 A (column DB-ALC1)

Compound	Amount (g/100mL)	Time (min)	Peak Area
>Ethanol	0.0400	1.225	21.989
n-Propanol	-----	2.015	149.531

Table 2: FID 2 B (column DB-ALC2)

Compound	Time (min)	Peak Area
Ethanol	1.330	22.656
n-Propanol	2.346	154.424

Scottsdale Police Department Crime Lab Volatiles Analysis

Dissemination is restricted to Criminal Justice Agencies and authorized Non-C.J. Agencies ONLY. Secondary dissemination to unauthorized agencies is PROHIBITED. Scottsdale City Prosecutor

Sample:	0.20 ACQ 407041529/3	Item number:	
Injection date:	2/27/2017 8:32:14 PM	Vial:	64
Method:	ethanol quant.M	Sequence:	27Feb17
Instrument:	US14173023 CN14160045	Analyst:	Adrian
Data file:	C:\Chem32\1\Data\27Feb17\64.D		

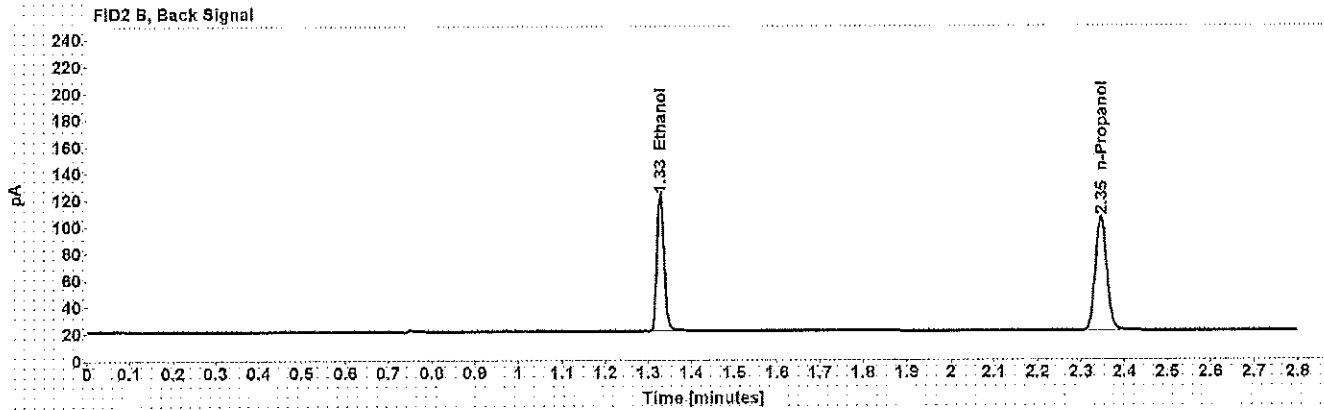
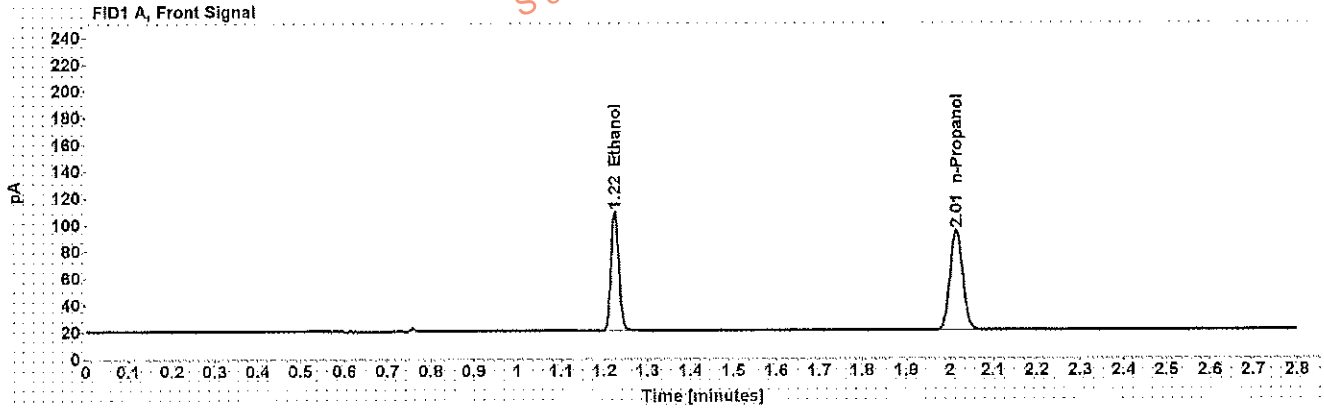


Table 1: FID 1 A (column DB-ALC1)

Compound	Amount (g/100mL)	Time (min)	Peak Area
>Ethanol	0.2018	1.224	114.359
n-Propanol	-----	2.015	152.630

Table 2: FID 2 B (column DB-ALC2)

Compound	Time (min)	Peak Area
Ethanol	1.328	118.167
n-Propanol	2.346	157.529

WA

Scottsdale Police Department Crime Lab Volatiles Analysis

Sample: blank 012517
Injection date: 2/27/2017 8:36:14 PM
Method: ethanol.quant.M
Instrument: US14173023 CN14160045
Data file: C:\Chem321\Data\27Feb17\65.D

Item number:
Vial: 65
Sequence: 27Feb17
Analyst: Adrian

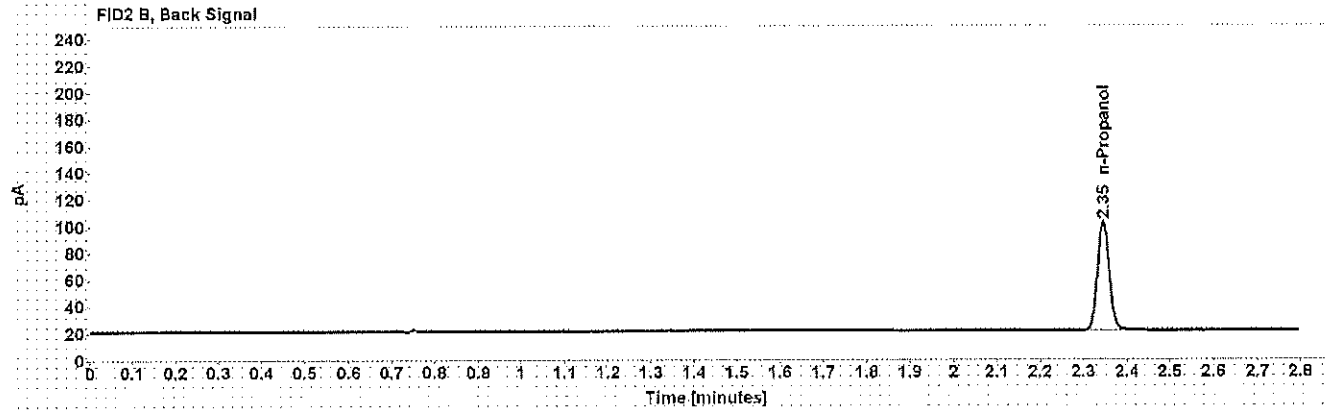
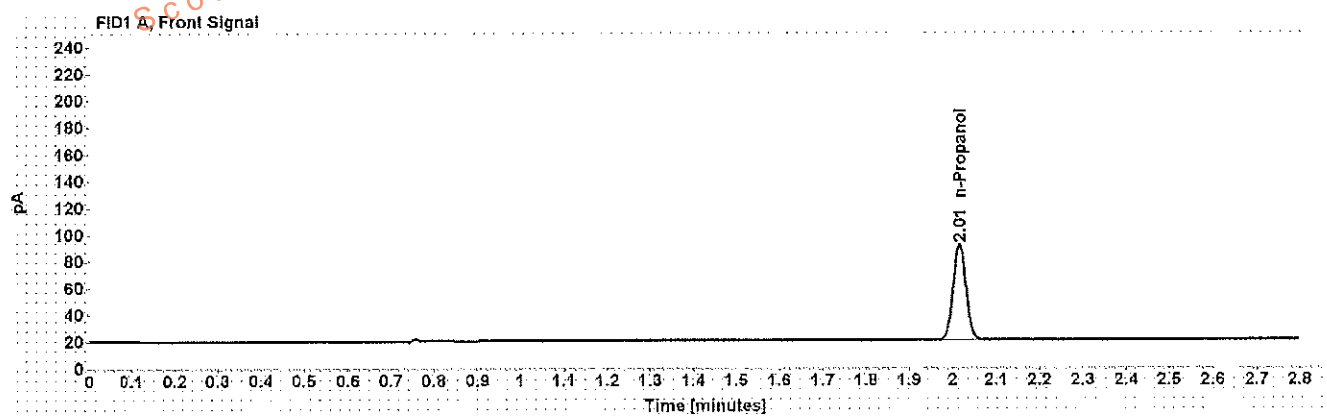


Table 1: FID 1 A (column DB-ALC1)

Compound	Amount (g/100mL)	Time (min)	Peak Area
n-Propanol	-----	2.015	146.381

Table 2: FID 2 B (column DB-ALC2)

Compound	Time (min)	Peak Area
n-Propanol	2.345	151.099

Sequence Summary

Sequence name: 27Feb17 Instrument: US14173023 CN14160045 Analyst: Adrian

Vial	Sample	Type	Item Number	Method
1	0.020 Cerilliant FN03241604	Calibration		ethanol quant.M
2	0.100 Cerilliant FN06181501	Calibration		ethanol quant.M
3	0.200 Cerilliant FN07201502	Calibration		ethanol quant.M
4	0.400 Cerilliant FN11191402	Calibration		ethanol quant.M
5	blank 012517	Control		ethanol quant.M
6	volatiles mix 020917 WLA	Control		ethanol quant.M
7	0.400 Lipomed 08012015-C	Control		ethanol quant.M
8	0.040 Lipomed 09022015-A	Control		ethanol quant.M
9	0.20 ACQ 407041529/3	Control		ethanol quant.M
10		Sample	135-01A	ethanol quant.M
11		Sample	135-01A	ethanol quant.M
12		Sample	1136359	ethanol quant.M
13		Sample	1136359	ethanol quant.M
14		Sample	1136009	ethanol quant.M
15		Sample	1136009	ethanol quant.M
16		Sample	1135728	ethanol quant.M
17		Sample	1135728	ethanol quant.M
18		Sample	1135027	ethanol quant.M
19		Sample	1135027	ethanol quant.M
20	0.080 Lipomed 28082014-B	Control		ethanol quant.M
21		Sample	1136355	ethanol quant.M
22		Sample	1136355	ethanol quant.M
23		Sample	1134346	ethanol quant.M
24		Sample	1134346	ethanol quant.M
25		Sample	1140023	ethanol quant.M
26		Sample	1140023	ethanol quant.M
27		Sample	1139539	ethanol quant.M
28		Sample	1139539	ethanol quant.M
29		Sample	1138951	ethanol quant.M
30		Sample	1138951	ethanol quant.M
31	0.150 Lipomed 09022015-C	Control		ethanol quant.M
32		Sample	1100338	ethanol quant.M
33		Sample	1100338	ethanol quant.M
34		Sample	1102899	ethanol quant.M
35		Sample	1102899	ethanol quant.M
36		Sample	1137514	ethanol quant.M
37		Sample	1137514	ethanol quant.M
38		Sample	1139584	ethanol quant.M
39		Sample	1139584	ethanol quant.M
40		Sample	1137646	ethanol quant.M
41		Sample	1137646	ethanol quant.M
42	0.20 ACQ 407041529/3	Control		ethanol quant.M
43		Sample	1103774	ethanol quant.M
44		Sample	1103774	ethanol quant.M
45		Sample	1135737	ethanol quant.M
46		Sample	1135737	ethanol quant.M
47		Sample	1136231	ethanol quant.M

Dissemination is restricted to Criminal Justice Agencies and authorized Non-C.J. Agencies ONLY. Secondary dissemination to unauthorized agencies is PROHIBITED.

WJ

Sequence Summary

48		Sample	1136231	ethanol quant.M
49		Sample	1135712	ethanol quant.M
50		Sample	1135712	ethanol quant.M
51		Sample	1141091	ethanol quant.M
52		Sample	1141091	ethanol quant.M
53	0.080 Lipomed 28082014-B	Control		ethanol quant.M
54		Sample	1137537	ethanol quant.M
55		Sample	1137537	ethanol quant.M
56		Sample	1141102	ethanol quant.M
57		Sample	1141102	ethanol quant.M
58		Sample	1075535	ethanol quant.M
59		Sample	1075535	ethanol quant.M
60		Sample	1138807	ethanol quant.M
61		Sample	1138807	ethanol quant.M
62	0.40 Lipomed 08012015-C	Control		ethanol quant.M
63	0.04 Lipomed 09022015-A	Control		ethanol quant.M
64	0.20 ACQ 407041529/3	Control		ethanol quant.M
65	blank 012517	Control		ethanol quant.M

Dissemination is restricted to Criminal Justice Agencies and authorized Non-C.J. Agencies Only. Secondary dissemination to unaffiliated agencies is PROHIBITED.

M4

WA

Scottsdale Police Department Crime Laboratory Summary of Cases

SEQUENCE NAME: 27Feb17

ANALYST: Adrian

Vials	Test 1 (g/dL)	Test 2 (g/dL)	Mean (g/dL)	Percent Difference*	Absolute Difference (g/dL)*
10-11	0.1712	0.1714	0.17130	0.06	0.00010
12-13	0.1064	0.1070	0.10670	0.28	0.00030
14-15	0.0890	0.0894	0.08920	0.22	0.00020
16-17	0.1219	0.1212	0.12155	0.29	0.00035
18-19	0.2219	0.2238	0.22285	0.43	0.00095
21-22	0.1201	0.1192	0.11965	0.38	0.00045
23-24	0.1517	0.1529	0.15230	0.39	0.00060
25-26	0.0747	0.0739	0.07430	0.54	0.00040
27-28	0.1304	0.1297	0.13005	0.27	0.00035
29-30	0.0359	0.0364	0.03615	0.69	0.00025
32-33	0.2865	0.2896	0.28805	0.54	0.00155
34-35	0.1938	0.1917	0.19275	0.54	0.00105
36-37	0.1995	0.1994	0.19945	0.03	0.00005
38-39	0.2182	0.2180	0.21810	0.05	0.00010
40-41	0.2947	0.2943	0.29450	0.07	0.00020
43-44	0.2343	0.2350	0.23465	0.15	0.00035
45-46	0.2578	0.2581	0.25795	0.06	0.00015
47-48	0.1430	0.1412	0.14210	0.63	0.00090
49-50	0.1362	0.1369	0.13655	0.26	0.00035
51-52	0.3104	0.3119	0.31115	0.24	0.00075
54-55	0.0693	0.0696	0.06945	0.22	0.00015
56-57	0.2131	0.2123	0.21270	0.19	0.00040
58-59	0.2077	0.2119	0.20980	1.00	0.00210
60-61	0.1993	0.1973	0.19830	0.50	0.00100

*Calculated differences are differences from the mean of the two results.

Scottsdale Police Department Crime Lab Volatiles Analysis

Sample:	[REDACTED]	Item number:	135-01A
Injection date:	2/27/2017 4:53:58 PM	Vial:	10
Method:	ethanol quant.M	Sequence:	27Feb17
Instrument:	US14173023 CN14160045	Analyst:	Adrian
Data file:	C:\Chem32\11\Data\27Feb17\10.D		

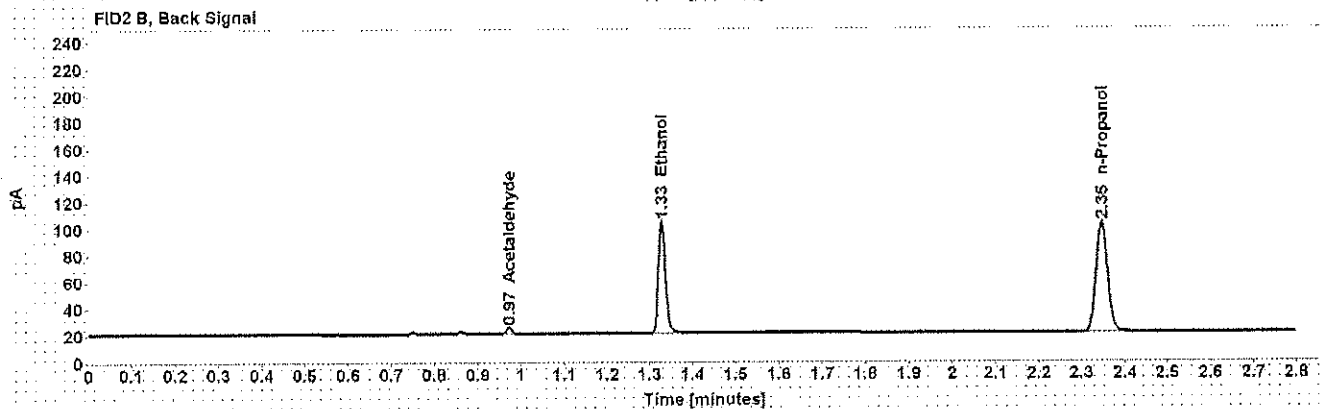
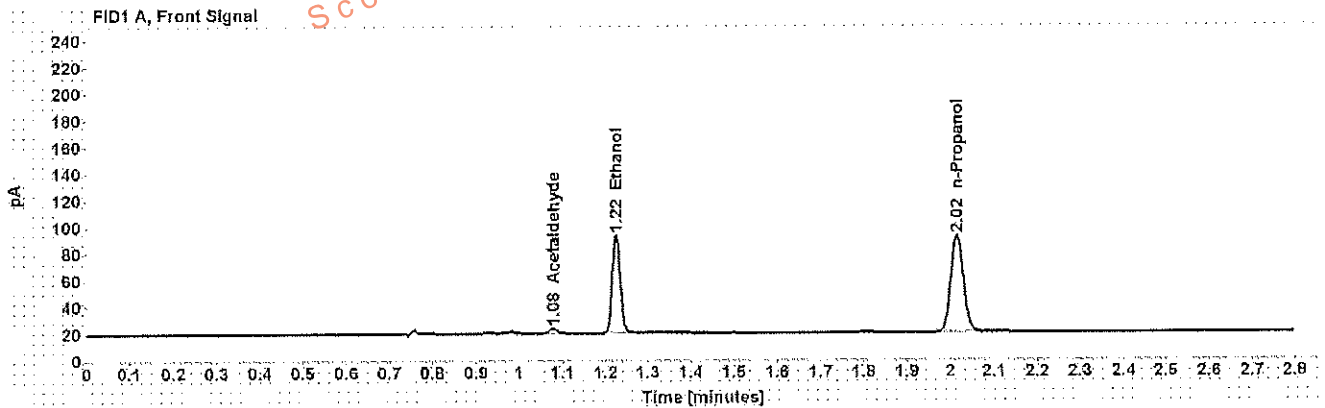


Table 1: FID 1 A (column DB-ALC1)

Compound	Amount (g/100mL)	Time (min)	Peak Area
Acetaldehyde	-----	1.078	4.067
>Ethanol	0.1712	1.225	94.334
n-Propanol	-----	2.015	148.428

Table 2: FID 2 B (column DB-ALC2)

Compound	Time (min)	Peak Area
Acetaldehyde	0.973	4.367
Ethanol	1.328	97.502
n-Propanol	2.346	153.090

Scottsdale Police Department Crime Lab Volatiles Analysis

Sample: [REDACTED]	Item number: 135-01A
Injection date: 2/27/2017 4:57:58 PM	Vial: 11
Method: ethanol quant.M	Sequence: 27Feb17
Instrument: US14173023 CN14160045	Analyst: Adrian
Data file: C:\Chem32\1\Data\27Feb17\11.D	

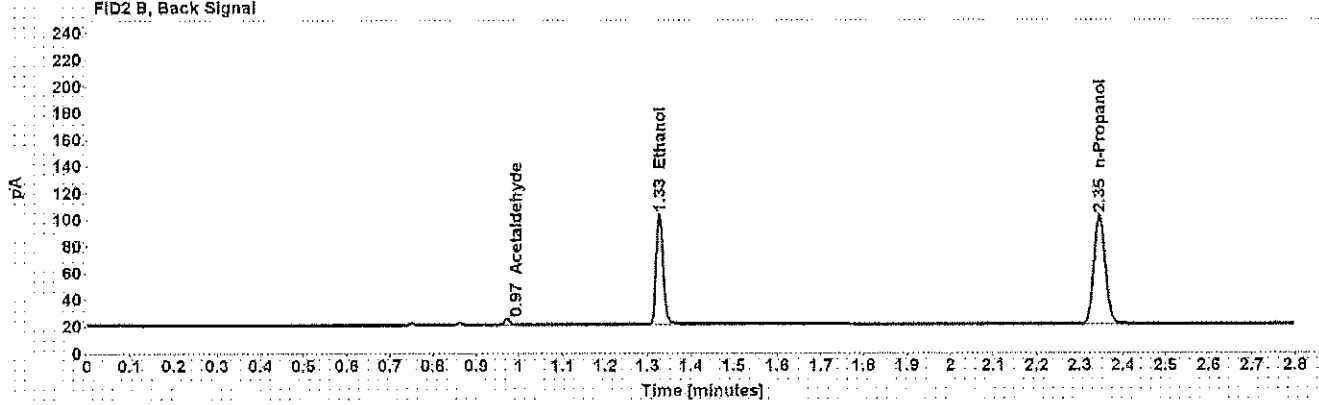
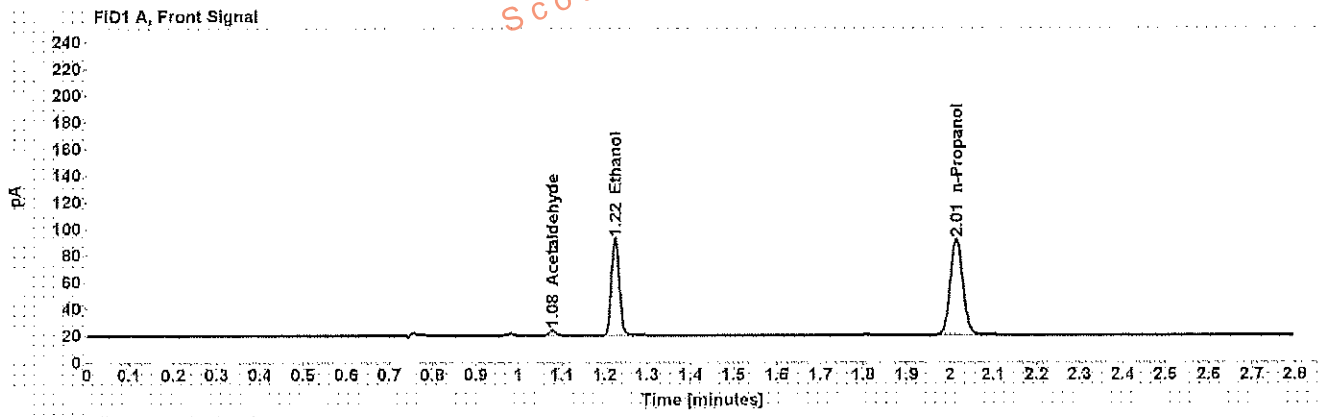


Table 1: FID 1 A (column DB-ALC1)

Compound	Amount (g/100mL)	Time (min)	Peak Area
Acetaldehyde	-----	1.078	3.997
>Ethanol	0.1714	1.224	93.200
n-Propanol	-----	2.015	146.467

Table 2: FID 2 B (column DB-ALC2)

Compound	Time (min)	Peak Area
Acetaldehyde	0.972	4.290
Ethanol	1.328	96.047
n-Propanol	2.345	151.075

Scottsdale Police Department Crime Lab Volatiles Analysis

Sample: [REDACTED]	Item number: 1136359
Injection date: 2/27/2017 5:01:59 PM	Vial: 12
Method: ethanol quant.M	Sequence: 27Feb17
Instrument: US14173023 CN14160049	Analyst: Adrian
Data file: C:\Chem32\1\Data\27Feb17\12.D	

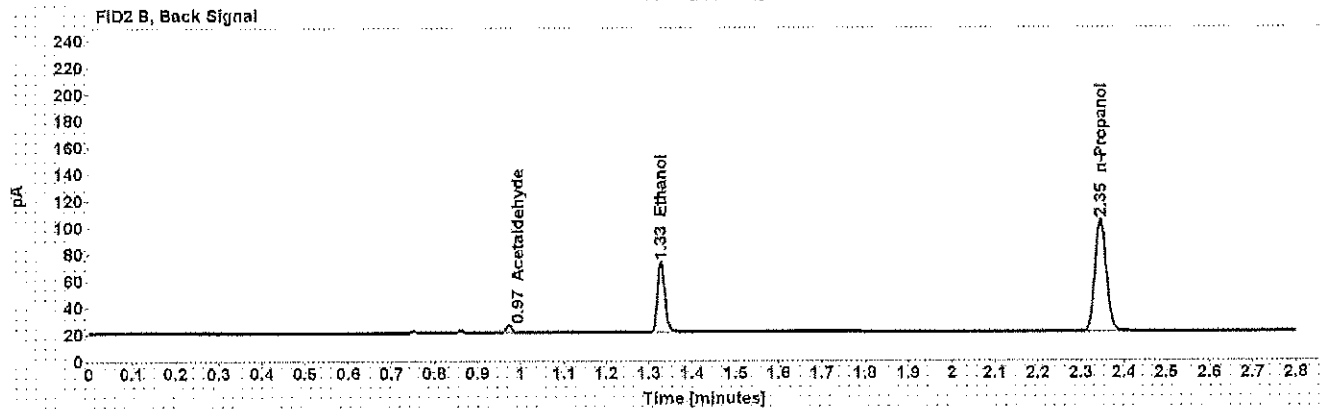
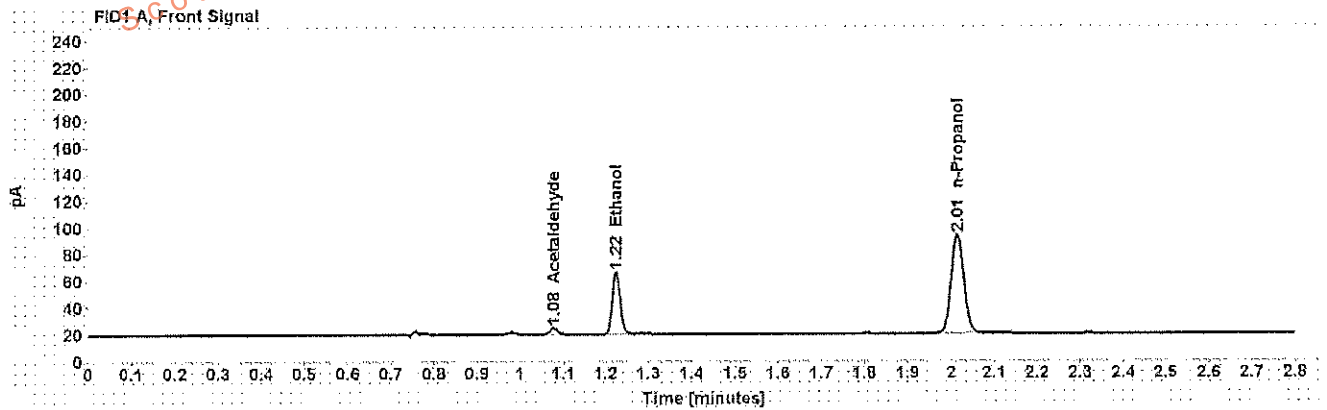


Table 1: FID 1 A (column DB-ALC1)

Compound	Amount (g/100mL)	Time (min)	Peak Area
Acetaldehyde	-----	1.078	4.836
>Ethanol	0.1064	1.225	59.655
n-Propanol	-----	2.015	151.305

Table 2: FID 2 B (column DB-ALC2)

Compound	Time (min)	Peak Area
Acetaldehyde	0.972	5.162
Ethanol	1.328	61.483
n-Propanol	2.346	156.275

Scottsdale Police Department Crime Lab Volatiles Analysis

Sample: [REDACTED]	Item number: 1136359
Injection date: 2/27/2017 5:06:13 PM	Vial: 13
Method: ethanol quant.M	Sequence: 27Feb17
Instrument: US14173023 CN14160045	Analyst: Adrian
Data file: C:\Chem32\11\Data\27Feb17\13.D	

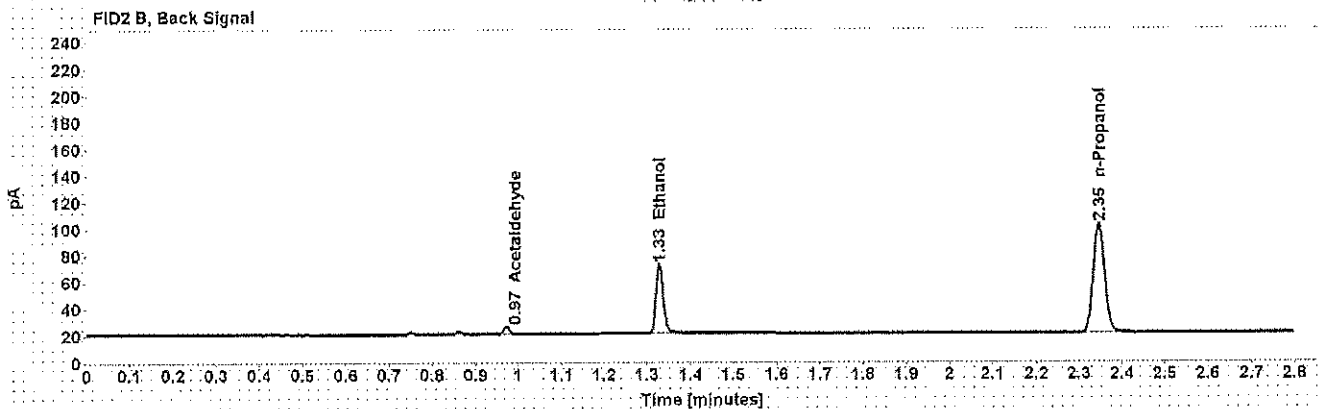
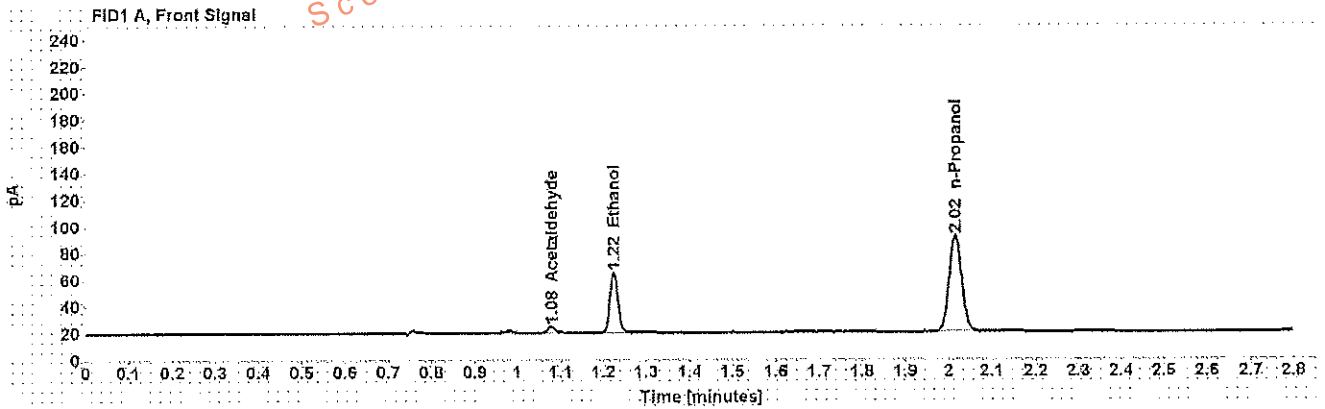


Table 1: FID 1 A (column DB-ALC1)

Compound	Amount (g/100mL)	Time (min)	Peak Area
Acetaldehyde	-----	1.078	4.750
>Ethanol	0.1070	1.225	58.106
n-Propanol	-----	2.015	146.529

Table 2: FID 2 B (column DB-ALC2)

Compound	Time (min)	Peak Area
Acetaldehyde	0.973	5.088
Ethanol	1.329	59.856
n-Propanol	2.346	151.377

Scottsdale Police Department Crime Lab Volatiles Analysis

Sample:	[REDACTED]	Item number:	1136009
Injection date:	2/27/2017 5:10:13 PM	Vial:	14
Method:	ethanol quant.M	Sequence:	27Feb17
Instrument:	US14173023 CN14160045	Analyst:	Adrian
Data file:	C:\Chem32\1\Data\27Feb17\14.D		

Dissemination is restricted to Criminal Justice Agencies and authorized Non-C.J. Agencies ONLY. Secondary dissemination to unauthorized agencies is PROHIBITED.
Scottsdale City Prosecutor

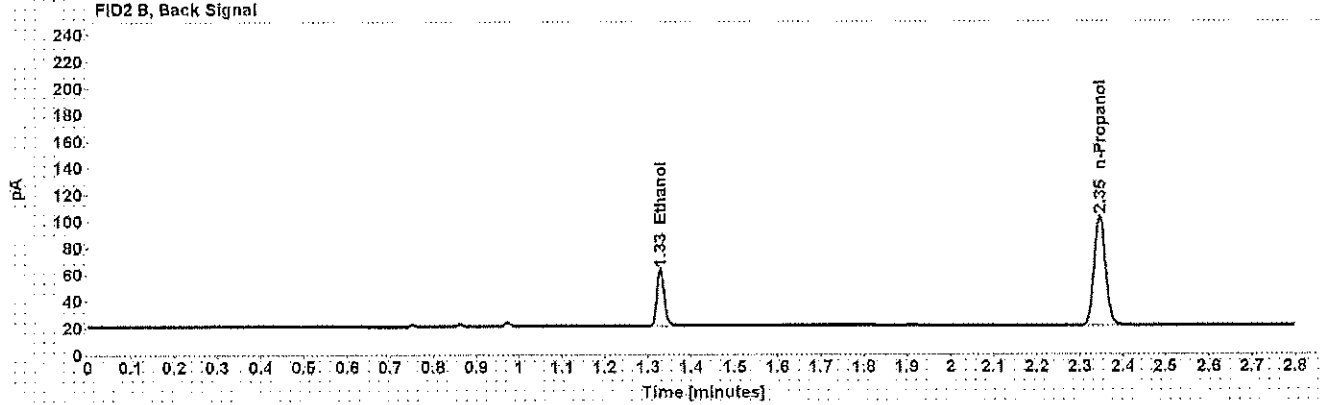
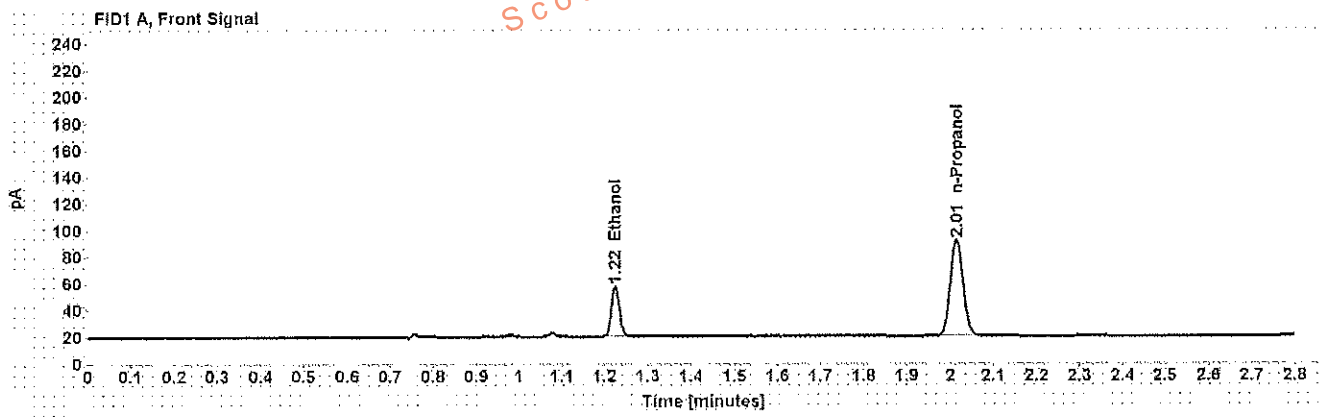


Table 1: FID 1 A (column DB-ALC1)

Compound	Amount (g/100mL)	Time (min)	Peak Area
>Ethanol	0.0890	1.225	48.545
n-Propanol	-----	2.015	147.412

Table 2: FID 2 B (column DB-ALC2)

Compound	Time (min)	Peak Area
Ethanol	1.328	49.962
n-Propanol	2.345	152.293

Scottsdale Police Department Crime Lab Volatiles Analysis

Sample: [REDACTED]	Item number: 1136009
Injection date: 2/27/2017 5:14:14 PM	Vial: 15
Method: ethanol quant M	Sequence: 27Feb17
Instrument: US14173023 CN14160048	Analyst: Adrian
Data file: C:\Chem32\1\Data\27Feb17\15.D	

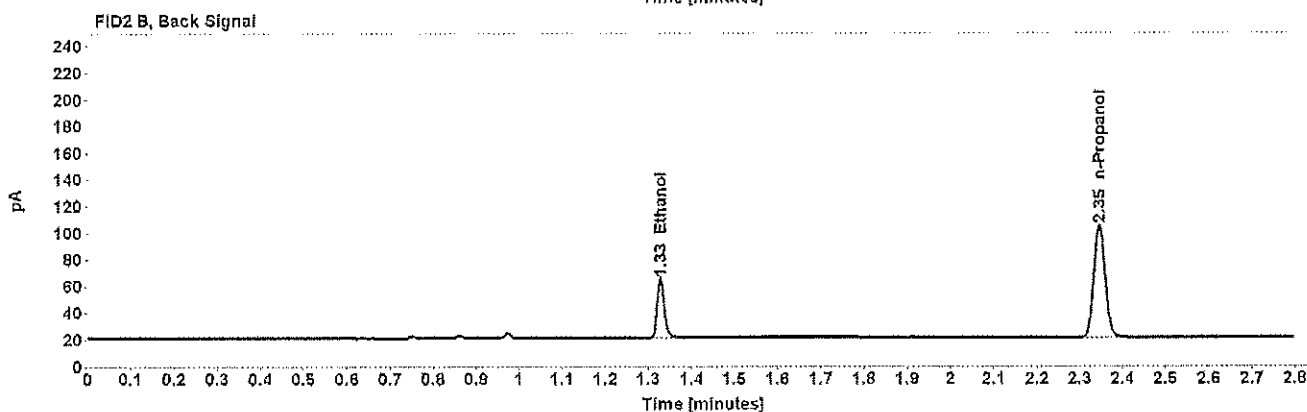
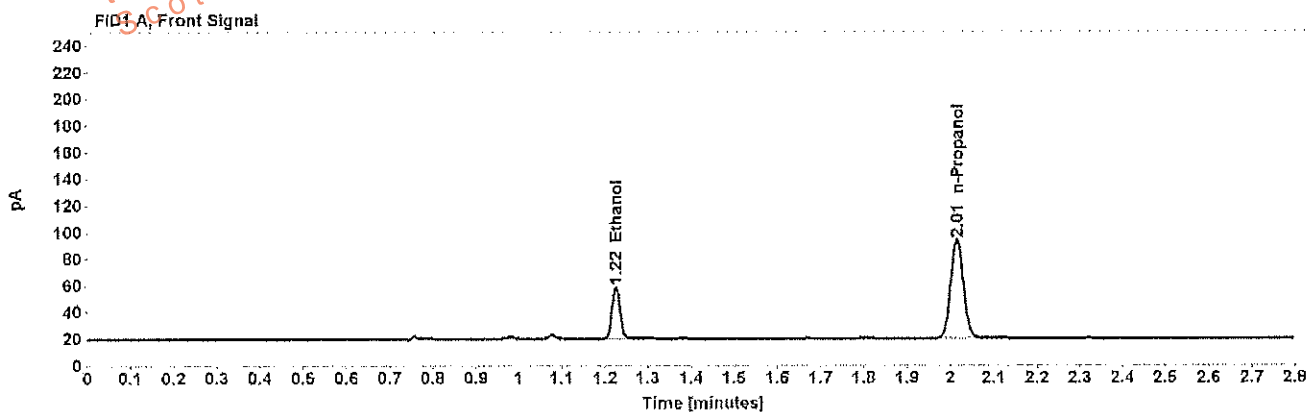


Table 1: FID 1 A (column DB-ALC1)

Compound	Amount (g/100mL)	Time (min)	Peak Area
>Ethanol	0.0894	1.225	49.993
n-Propanol	-----	2.015	151.123

Table 2: FID 2 B (column DB-ALC2)

Compound	Time (min)	Peak Area
Ethanol	1.328	51.287
n-Propanol	2.348	156.211

Scottsdale Police Department Crime Lab Volatiles Analysis

Sample:	[REDACTED]	Item number:	1135728
Injection date:	2/27/2017 5:18:13 PM	Vial:	16
Method:	ethanol quant.M	Sequence:	27Feb17
Instrument:	US14173023 CN14160045	Analyst:	Adrian
Data file:	C:\Chem3211\Data\27Feb17\16.D		

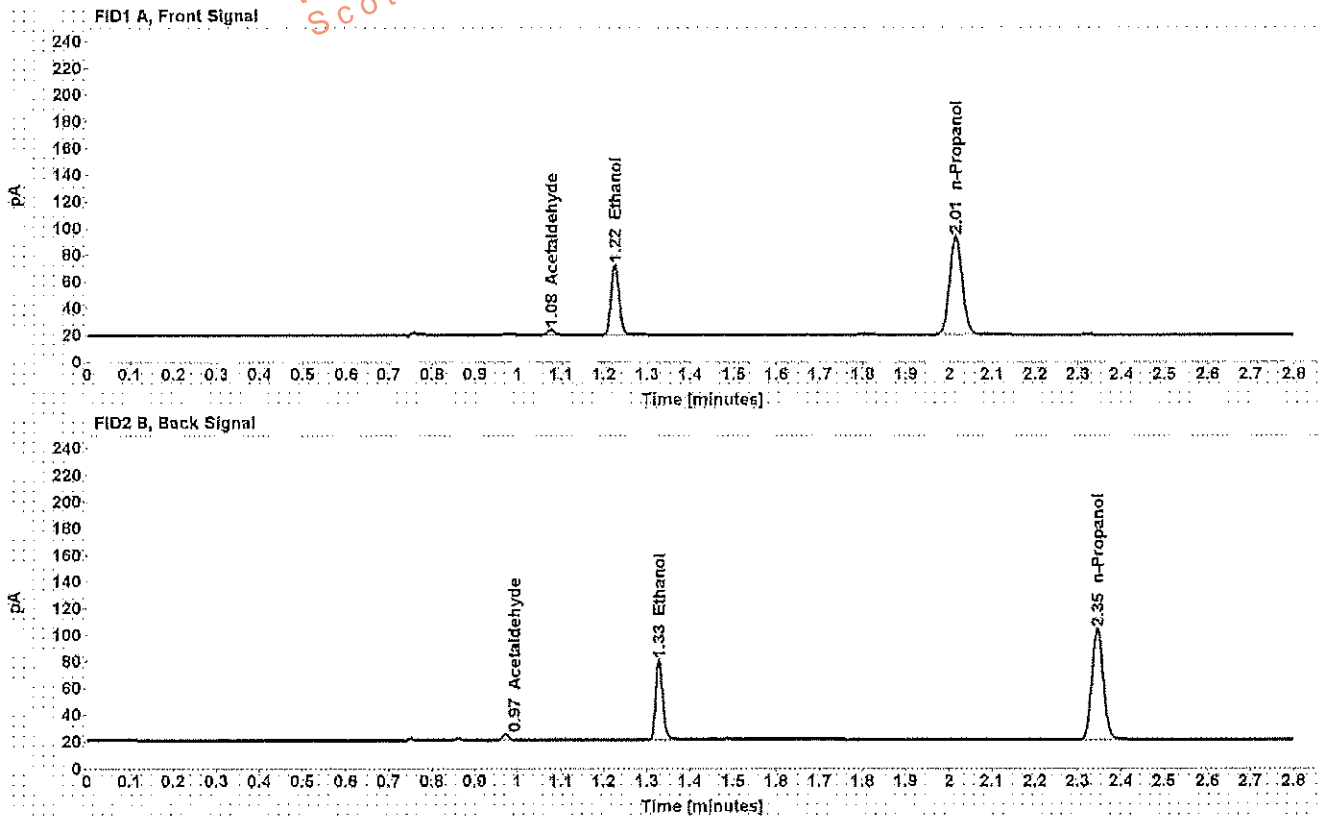


Table 1: FID 1 A (column DB-ALC1)

Compound	Amount (g/100mL)	Time (min)	Peak Area
Acetaldehyde	-----	1.078	3.992
>Ethanol	0.1219	1.225	67.462
n-Propanol	-----	2.015	149.239

Table 2: FID 2 B (column DB-ALC2)

Compound	Time (min)	Peak Area
Acetaldehyde	0.973	4.266
Ethanol	1.328	69.362
n-Propanol	2.346	154.248

Scottsdale Police Department Crime Lab Volatiles Analysis

Sample:	[REDACTED]	Item number:	1135728
Injection date:	2/27/2017 5:22:13 PM	Vial:	17
Method:	ethanol quant.M	Sequence:	27Feb17
Instrument:	US14173023 CN14160045	Analyst:	Adrian
Data file:	C:\Chem32\1\Data\27Feb17\17.D		

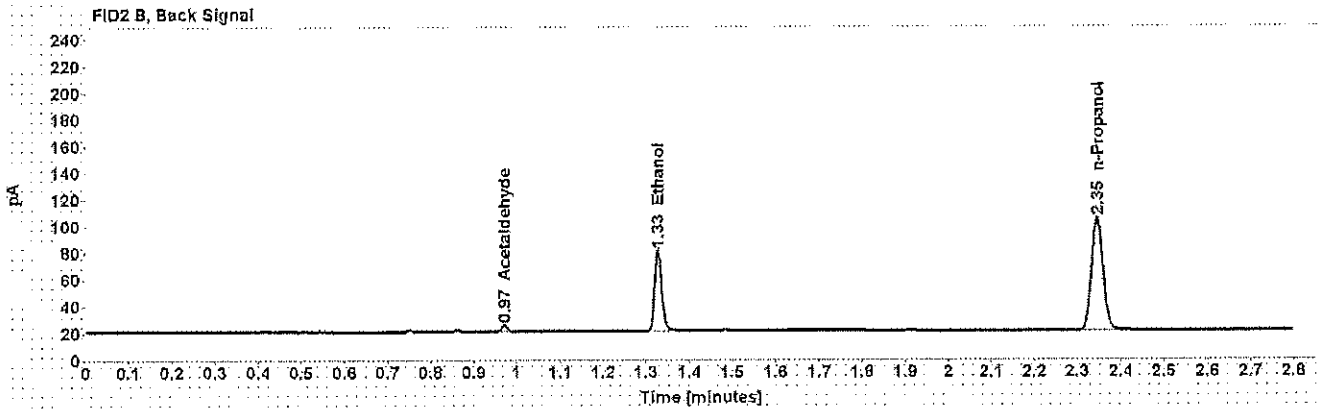
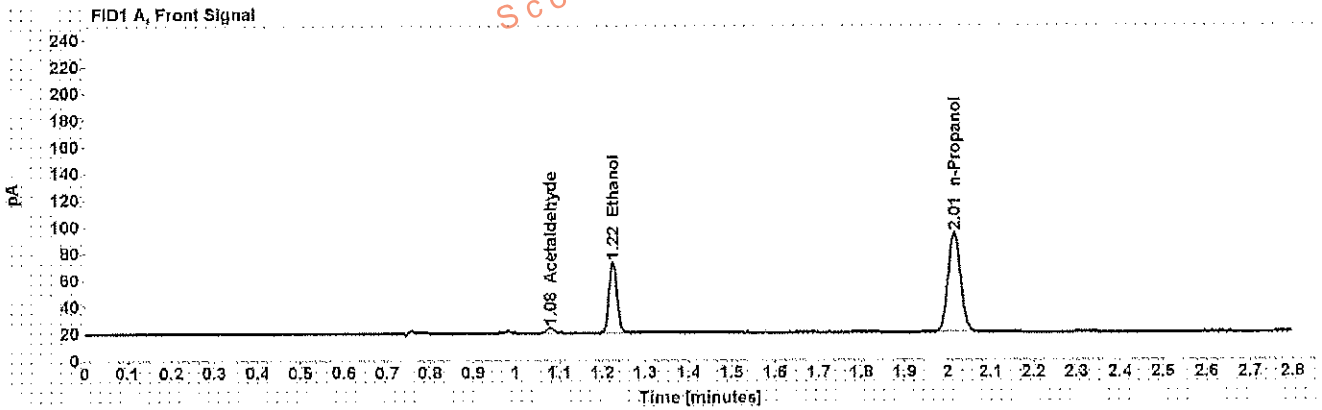


Table 1: FID 1 A (column DB-ALC1)

Compound	Amount (g/100mL)	Time (min)	Peak Area
Acetaldehyde	-----	1.078	4.135
>Ethanol	0.1212	1.225	68.067
n-Propanol	-----	2.015	151.474

Table 2: FID 2 B (column DB-ALC2)

Compound	Time (min)	Peak Area
Acetaldehyde	0.973	4.425
Ethanol	1.328	70.168
n-Propanol	2.346	156.583

Scottsdale Police Department Crime Lab Volatiles Analysis

Sample: [REDACTED]	Item number: 1135027
Injection date: 2/27/2017 5:26:13 PM	Vial: 18
Method: ethanol quant.M	Sequence: 27Feb17
Instrument: US14173023 CN14160045	Analyst: Adrian
Data file: C:\Chem32\1\Data\27Feb17\18.D	

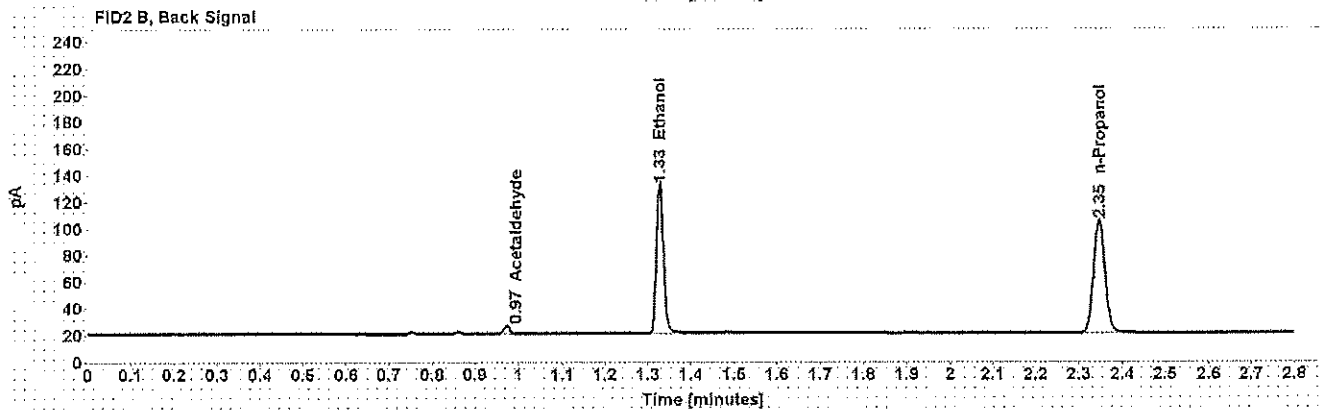
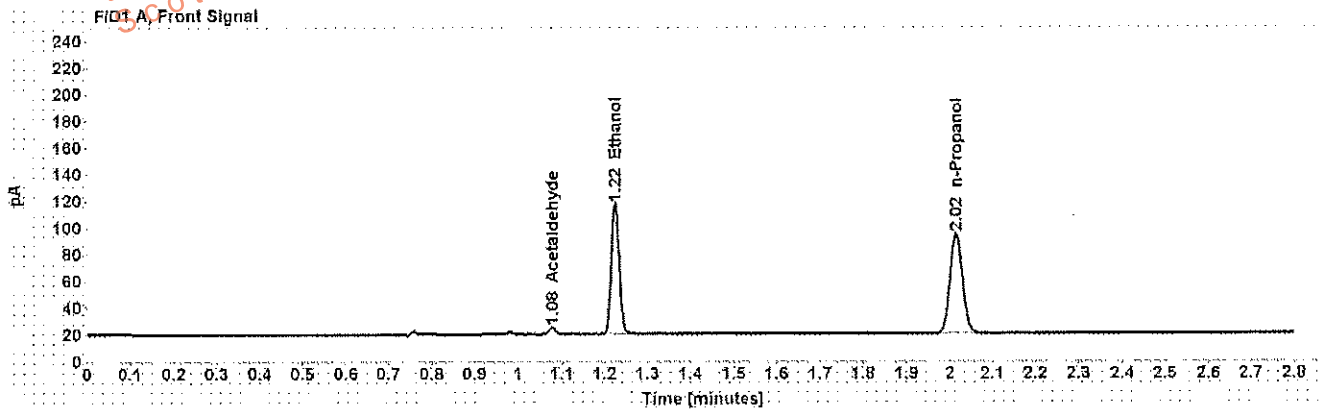


Table 1: FID 1 A (column DB-ALC1)

Compound	Amount (g/100mL)	Time (min)	Peak Area
Acetaldehyde	-----	1.078	5.265
>Ethanol	0.2219	1.225	125.274
n-Propanol	-----	2.015	151.981

Table 2: FID 2 B (column DB-ALC2)

Compound	Time (min)	Peak Area
Acetaldehyde	0.973	5.608
Ethanol	1.328	129.400
n-Propanol	2.346	156.942

Scottsdale Police Department Crime Lab Volatiles Analysis

Sample:	[REDACTED]	Item number:	1135027
Injection date:	2/27/2017 5:30:29 PM	Vial:	19
Method:	ethanol quant.M	Sequence:	27Feb17
Instrument:	US14173023 CN14160045	Analyst:	Adrian
Data file:	C:\Chem3211\Data\27Feb17\19.D		

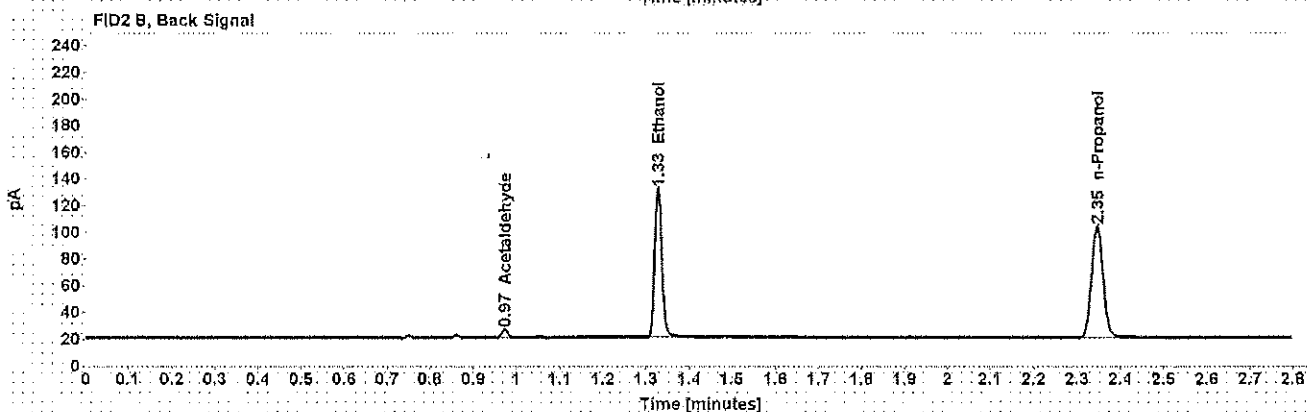
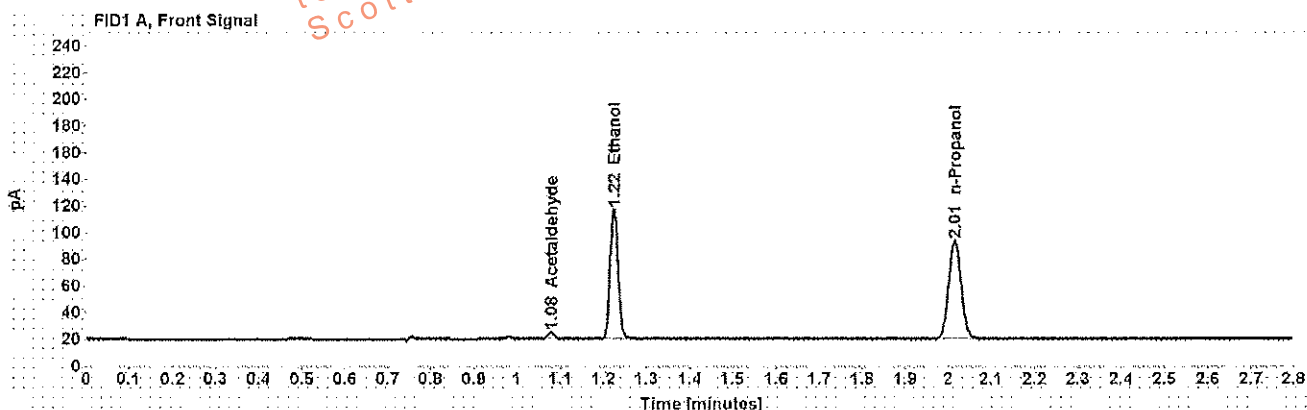


Table 1: FID 1 A (column DB-ALC1)

Compound	Amount (g/100mL)	Time (min)	Peak Area
Acetaldehyde	-----	1.078	5.299
>Ethanol	0.2238	1.224	125.029
n-Propanol	-----	2.015	150.400

Table 2: FID 2 B (column DB-ALC2)

Compound	Time (min)	Peak Area
Acetaldehyde	0.973	5.664
Ethanol	1.328	129.187
n-Propanol	2.346	155.342

Scottsdale Police Department Crime Lab Volatiles Analysis

Sample: [REDACTED]	Item number: 1136355
Injection date: 2/27/2017 5:38:28 PM	Vial: 21
Method: ethanol quant.M	Sequence: 27Feb17
Instrument: US14173023 CN14160045	Analyst: Adrian
Data file: C:\Chem32\1\Data\27Feb17\21.D	

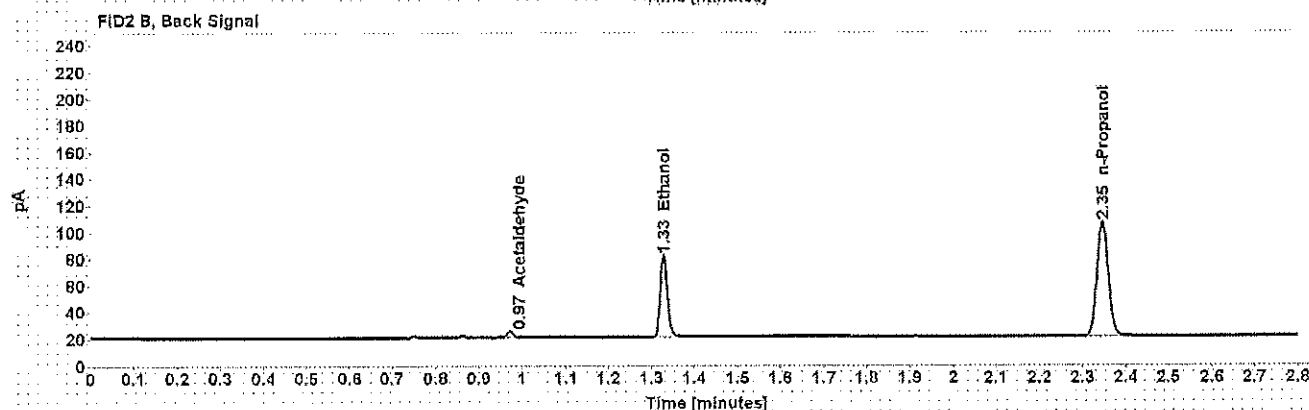
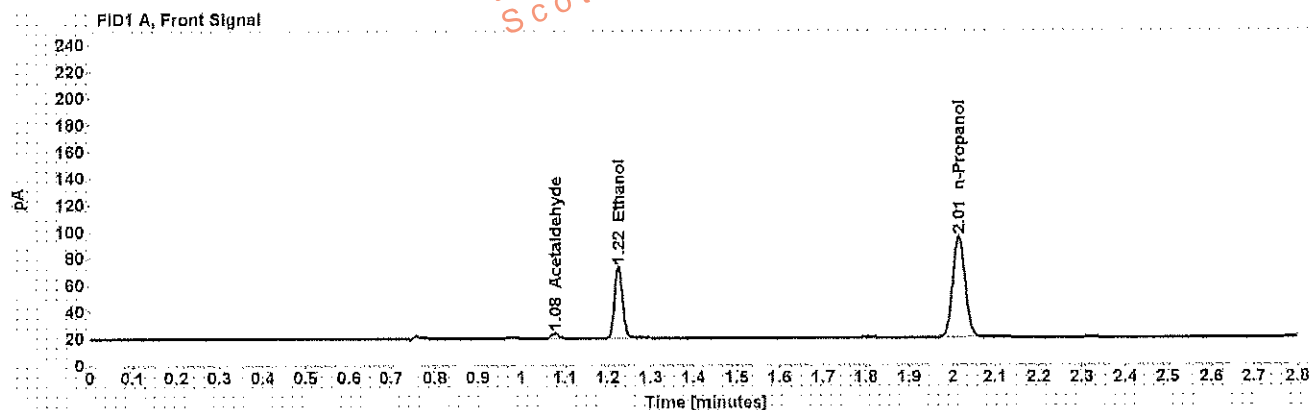


Table 1: FID 1 A (column DB-ALC1)

Compound	Amount (g/100mL)	Time (min)	Peak Area
Acetaldehyde	-----	1.078	4.000
>Ethanol	0.1201	1.225	68.727
n-Propanol	-----	2.015	154.367

Table 2: FID 2 B (column DB-ALC2)

Compound	Time (min)	Peak Area
Acetaldehyde	0.973	4.240
Ethanol	1.328	70.649
n-Propanol	2.346	159.391

Scottsdale Police Department Crime Lab Volatiles Analysis

Sample: [REDACTED]	Item number: 1136355
Injection date: 2/27/2017 5:42:28 PM	Vial: 22
Method: ethanol quant.M	Sequence: 27Feb17
Instrument: US14173023.CN14160045	Analyst: Adrian
Data file: C:\Chem3211\Data\27Feb17\22.D	

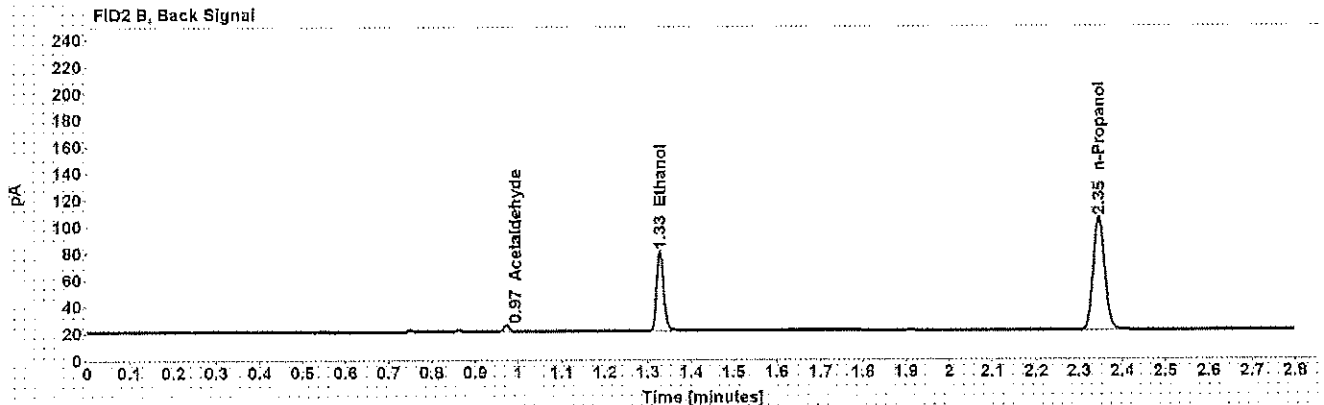
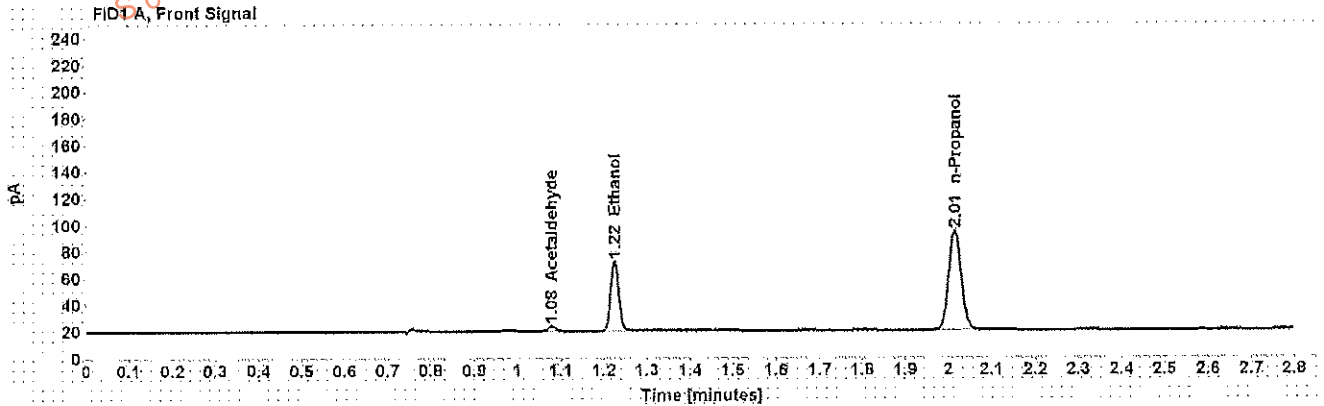


Table 1: FID 1 A (column DB-ALC1)

Compound	Amount (g/100mL)	Time (min)	Peak Area
Acetaldehyde	-----	1.078	4.005
>Ethanol	0.1192	1.225	67.274
n-Propanol	-----	2.015	152.252

Table 2: FID 2 B (column DB-ALC2)

Compound	Time (min)	Peak Area
Acetaldehyde	0.972	4.282
Ethanol	1.328	69.390
n-Propanol	2.346	157.147

Scottsdale Police Department Crime Lab Volatiles Analysis

Sample: [REDACTED]	Item number: 1134346
Injection date: 2/27/2017 5:46:28 PM	Vial: 23
Method: ethanol quant.M	Sequence: 27Feb17
Instrument: US14173023.CN14160045	Analyst: Adrian
Data file: C:\Chem3211\Data\27Feb17\23.D	

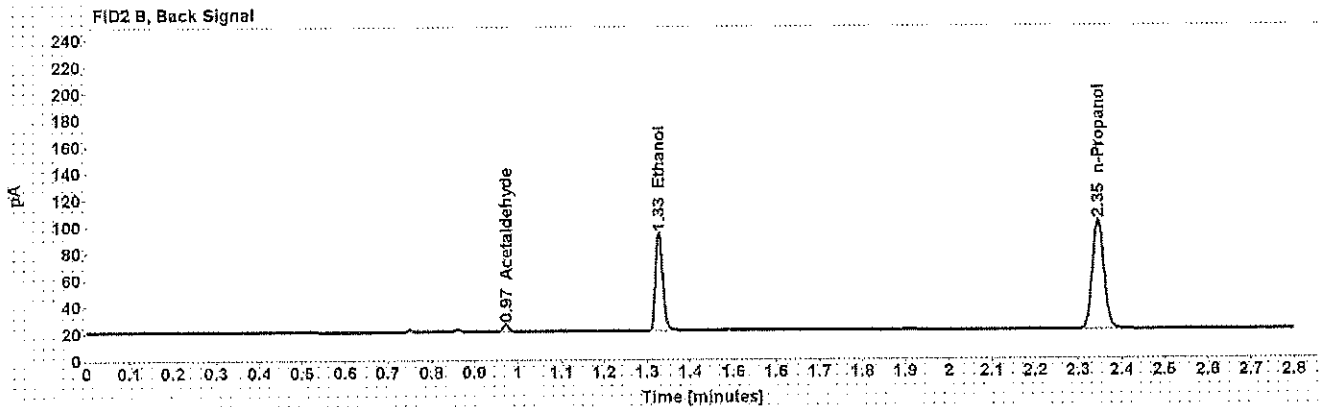
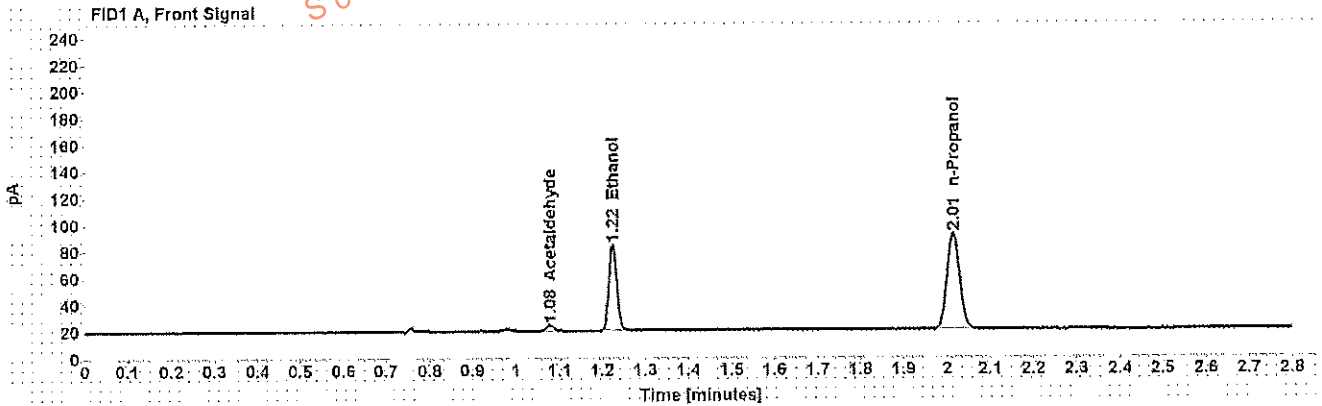


Table 1: FID 1 A (column DB-ALC1)

Compound	Amount (g/100mL)	Time (min)	Peak Area
Acetaldehyde	-----	1.078	4.613
>Ethanol	0.1517	1.224	82.501
n-Propanol	-----	2.015	146.598

Table 2: FID 2 B (column DB-ALC2)

Compound	Time (min)	Peak Area
Acetaldehyde	0.972	4.920
Ethanol	1.328	85.156
n-Propanol	2.345	151.247

Scottsdale Police Department Crime Lab Volatiles Analysis

Sample: [REDACTED]	Item number: 1134346
Injection date: 2/27/2017 5:50:29 PM	Vial: 24
Method: ethanol quant.M	Sequence: 27Feb17
Instrument: US14173023 CN14160045	Analyst: Adrian
Data file: C:\Chem32\1\Data\27Feb17\24.D	

Dissemination is restricted to Criminal Justice Agencies and authorized Non-C.J. Agencies ONLY. Secondary dissemination to unauthorized agencies is PROHIBITED.
Scottsdale City Prosecutor

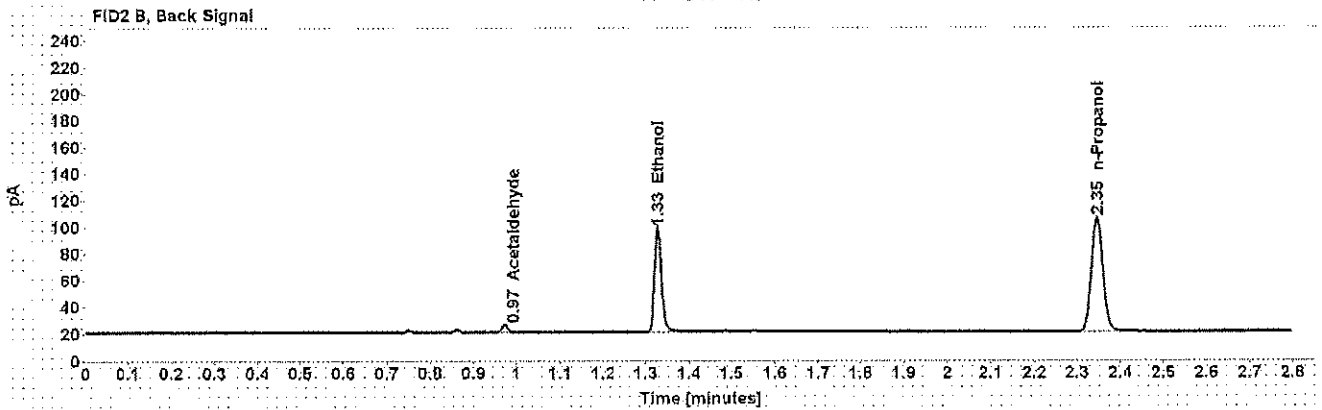
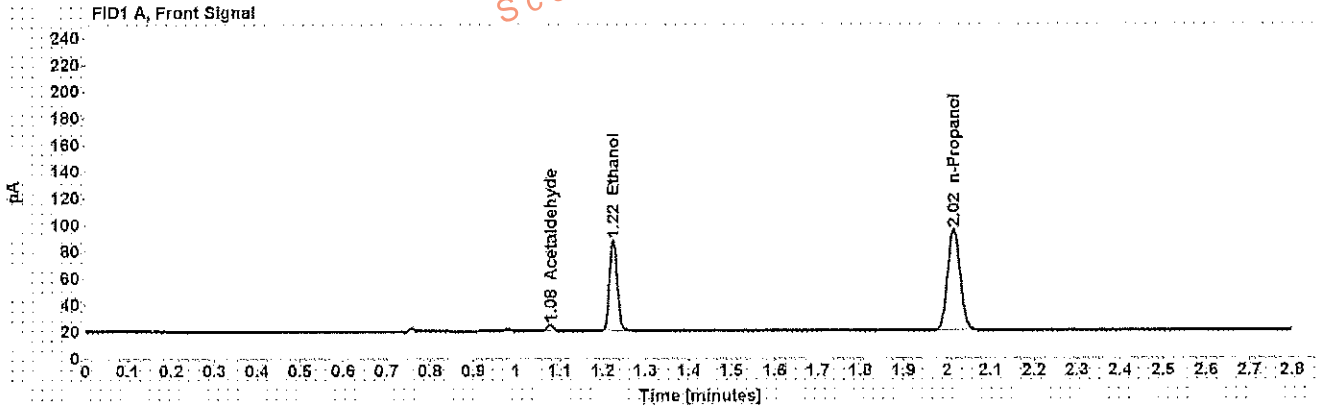


Table 1: FID 1 A (column DB-ALC1)

Compound	Amount (g/100mL)	Time (min)	Peak Area
Acetaldehyde	-----	1.078	4.733
>Ethanol	0.1529	1.225	87.495
n-Propanol	-----	2.015	154.225

Table 2: FID 2 B (column DB-ALC2)

Compound	Time (min)	Peak Area
Acetaldehyde	0.973	5.016
Ethanol	1.328	90.351
n-Propanol	2.346	159.362

Scottsdale Police Department Crime Lab Volatiles Analysis

Sample: [REDACTED]	Item number: 1140023
Injection date: 2/27/2017 5:54:44 PM	Vial: 25
Method: ethanol.quant.M	Sequence: 27Feb17
Instrument: US14173023 CN14160045	Analyst: Adrian
Data file: C:\Chem3211\Data\27Feb17\25.D	

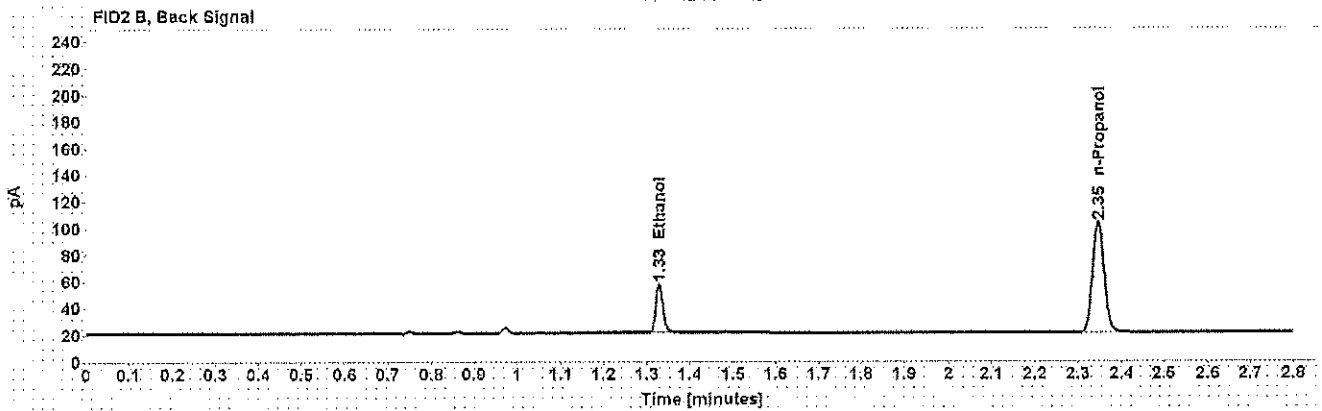
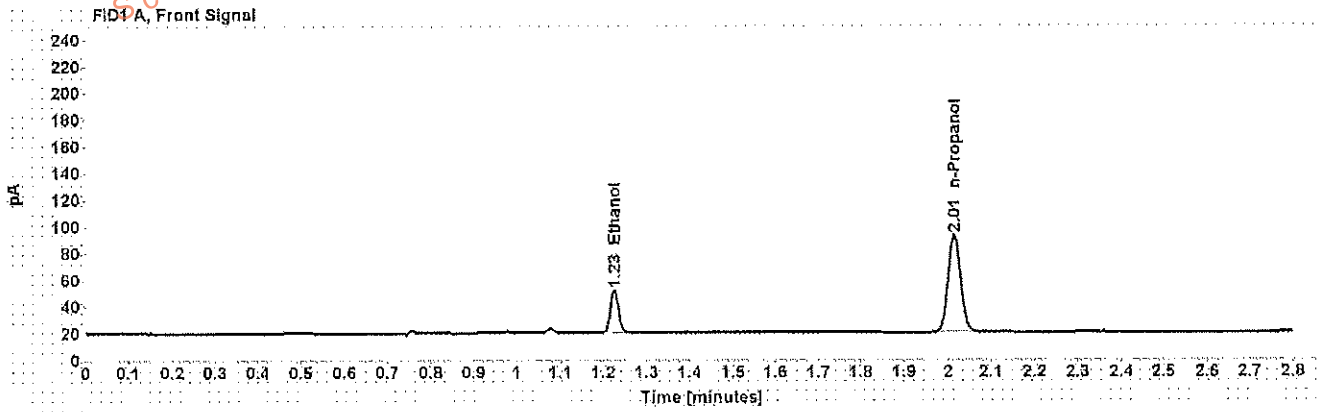


Table 1: FID 1 A (column DB-ALC1)

Compound	Amount (g/100mL)	Time (min)	Peak Area
>Ethanol	0.0747	1.225	41.127
n-Propanol	-----	2.015	148.921

Table 2: FID 2 B (column DB-ALC2)

Compound	Time (min)	Peak Area
Ethanol	1.329	42.216
n-Propanol	2.346	153.665

Scottsdale Police Department Crime Lab Volatiles Analysis

Sample: [REDACTED]	Item number: 1140023
Injection date: 2/27/2017 5:58:43 PM	Vial: 26
Method: ethanol quant.M	Sequence: 27Feb17
Instrument: US14173023.CN14160045	Analyst: Adrian
Data file: C:\Chem32\11\Data\27Feb17\26.D	

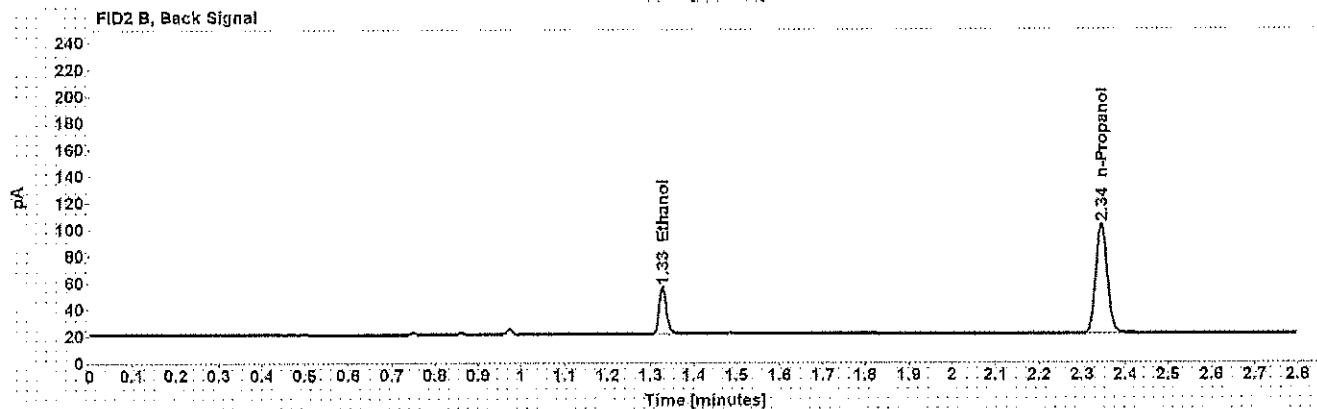
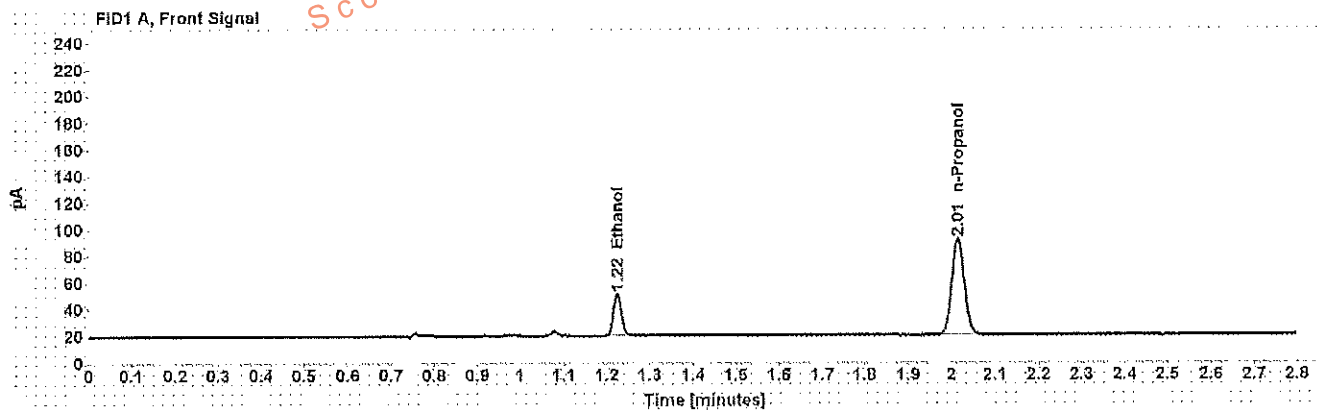


Table 1: FID 1 A (column DB-ALC1)

Compound	Amount (g/100mL)	Time (min)	Peak Area
>Ethanol	0.0739	1.224	40.398
n-Propanol	-----	2.014	147.956

Table 2: FID 2 B (column DB-ALC2)

Compound	Time (min)	Peak Area
Ethanol	1.327	41.381
n-Propanol	2.345	152.505

Scottsdale Police Department Crime Lab Volatiles Analysis

Sample: [REDACTED]	Item number: 1139539
Injection date: 2/27/2017 6:02:43 PM	Vial: 27
Method: ethanol quant.M	Sequence: 27Feb17
Instrument: US14173023 CN14160045	Analyst: Adrian
Data file: C:\Chem32\1\Data\27Feb17\27.D	

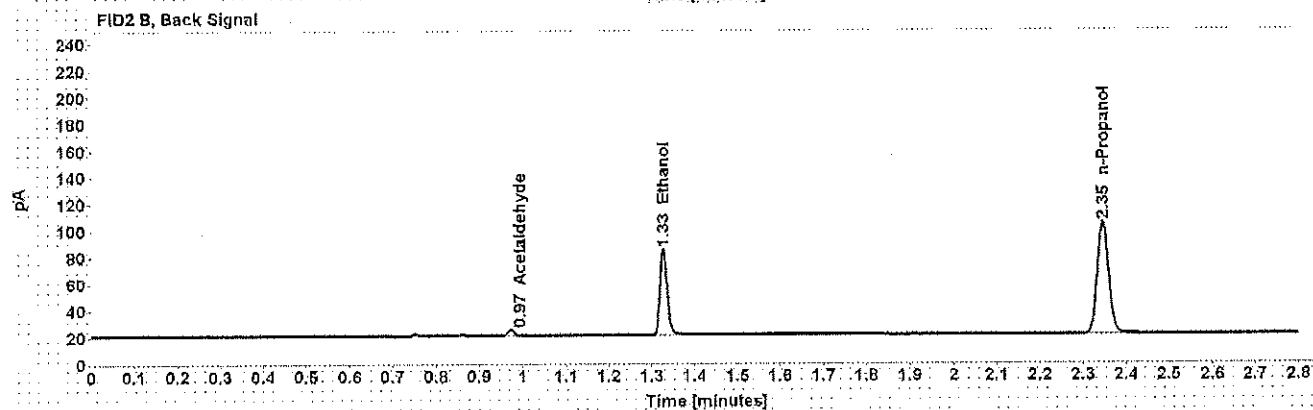
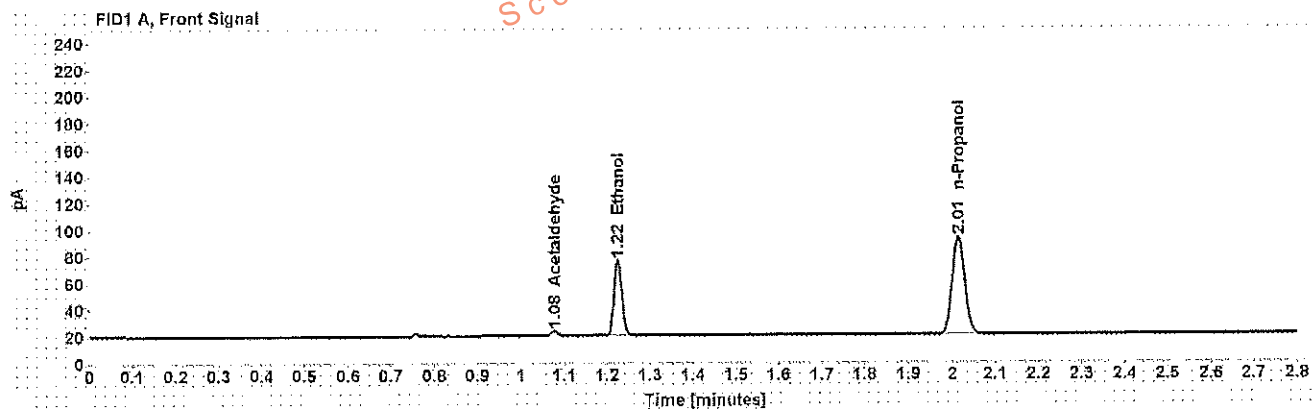


Table 1: FID 1 A (column DB-ALC1)

Compound	Amount (g/100mL)	Time (min)	Peak Area
Acetaldehyde	-----	1.078	3.872
>Ethanol	0.1304	1.224	72.522
n-Propanol	-----	2.015	150.020

Table 2: FID 2 B (column DB-ALC2)

Compound	Time (min)	Peak Area
Acetaldehyde	0.972	4.093
Ethanol	1.328	74.724
n-Propanol	2.345	154.669

Scottsdale Police Department Crime Lab Volatiles Analysis

Sample: [REDACTED]	Item number: 1139539
Injection date: 2/27/2017 6:06:44 PM	Vial: 28
Method: ethanol.quant.M	Sequence: 27Feb17
Instrument: US14173023.GN14160045	Analyst: Adrian
Data file: C:\Chem32\1\Data\27Feb17\28.D	

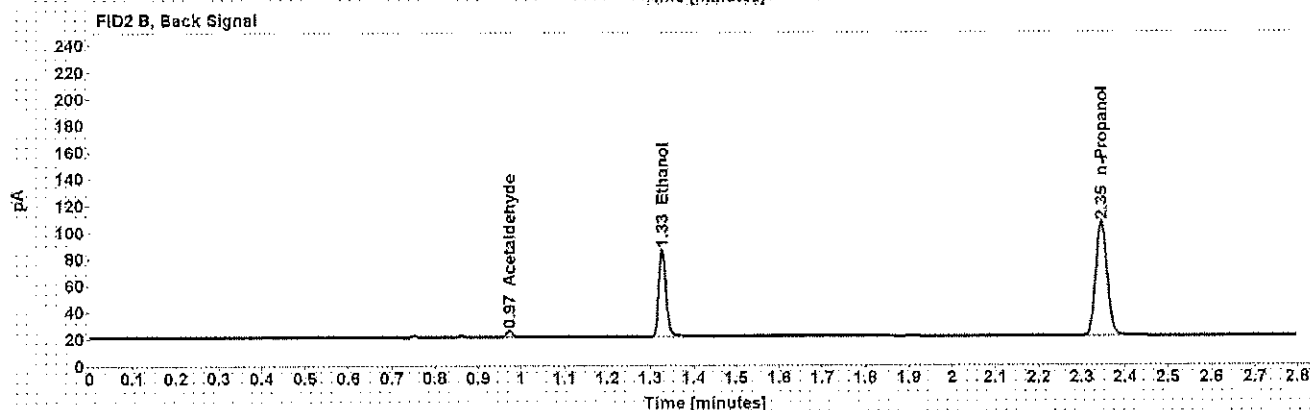
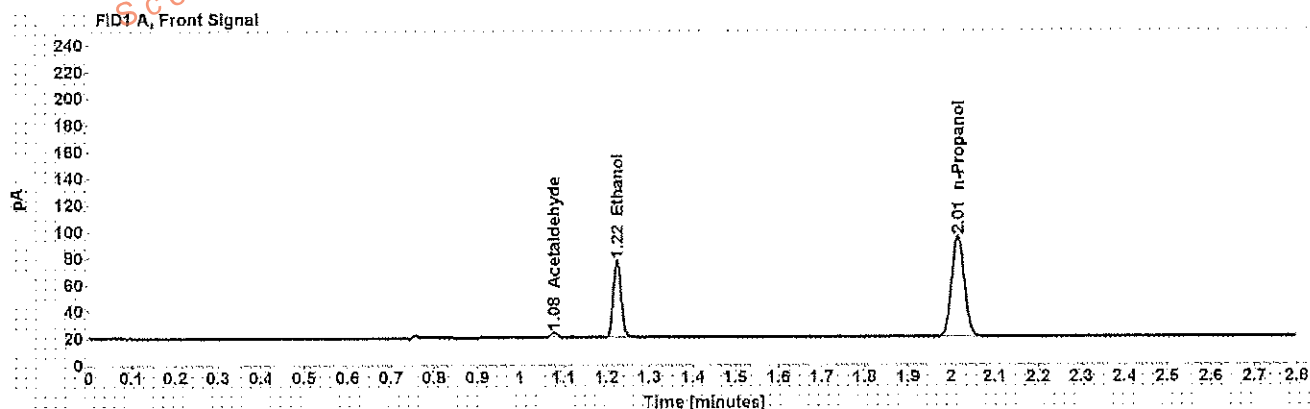


Table 1: FID 1 A (column DB-ALC1)

Compound	Amount (g/100mL)	Time (min)	Peak Area
Acetaldehyde	-----	1.078	4.102
>Ethanol	0.1297	1.224	73.692
n-Propanol	-----	2.015	153.290

Table 2: FID 2 B (column DB-ALC2)

Compound	Time (min)	Peak Area
Acetaldehyde	0.972	4.368
Ethanol	1.327	75.821
n-Propanol	2.345	158.162

Scottsdale Police Department Crime Lab Volatiles Analysis

Sample: [REDACTED]	Item number: 1138951
Injection date: 2/27/2017 6:10:44 PM	Vial: 29
Method: ethanol quant.M	Sequence: 27Feb17
Instrument: US14173023.CN14160045	Analyst: Adrian
Data file: C:\Chem3211\Data\27Feb17\29.D	

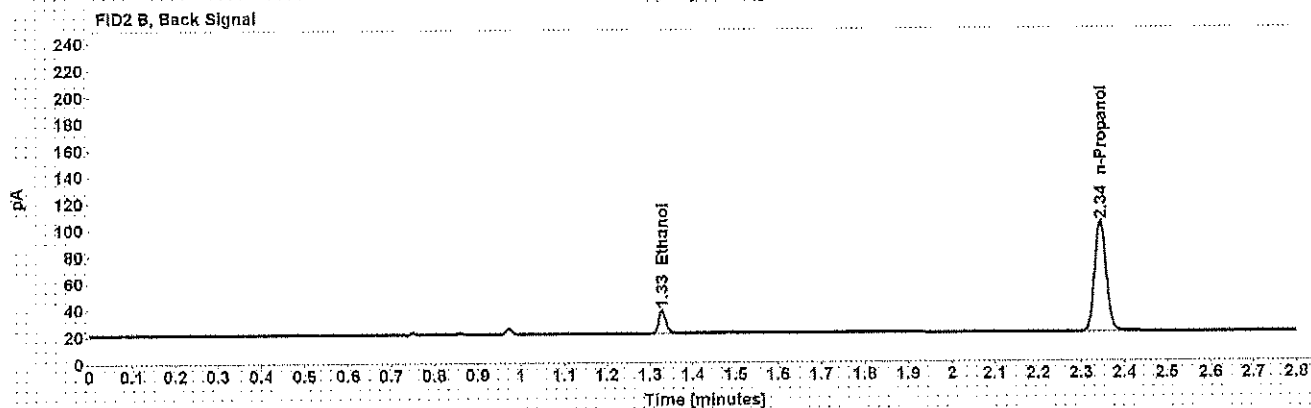
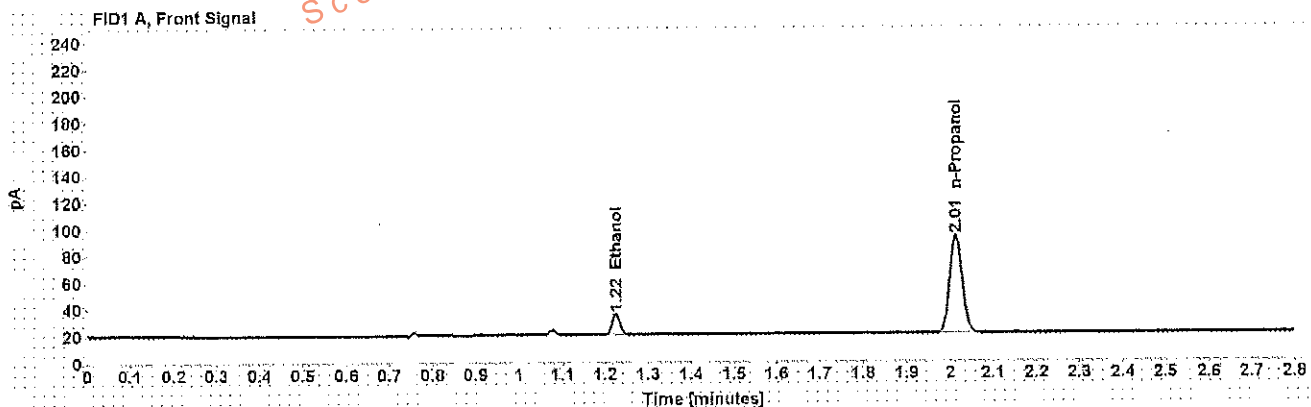


Table 1: FID 1 A (column DB-ALC1)

Compound	Amount (g/100mL)	Time (min)	Peak Area
>Ethanol	0.0359	1.225	19.608
n-Propanol	-----	2.014	148.930

Table 2: FID 2 B (column DB-ALC2)

Compound	Time (min)	Peak Area
Ethanol	1.328	20.197
n-Propanol	2.345	153.567

Scottsdale Police Department Crime Lab Volatiles Analysis

Dissemination is restricted to Criminal Justice Agencies and authorized Non-C.J. Agencies ONLY. Secondary dissemination to unauthorized agencies is PROHIBITED.
Scottsdale City Prosecutor

Sample: [REDACTED]	Item number: 1138951
Injection date: 2/27/2017 6:14:44 PM	Vial: 30
Method: ethanol quant.M	Sequence: 27Feb17
Instrument: US14173023 CN14160045	Analyst: Adrian
Data file: C:\Chem32\1\Data\27Feb17\30.D	

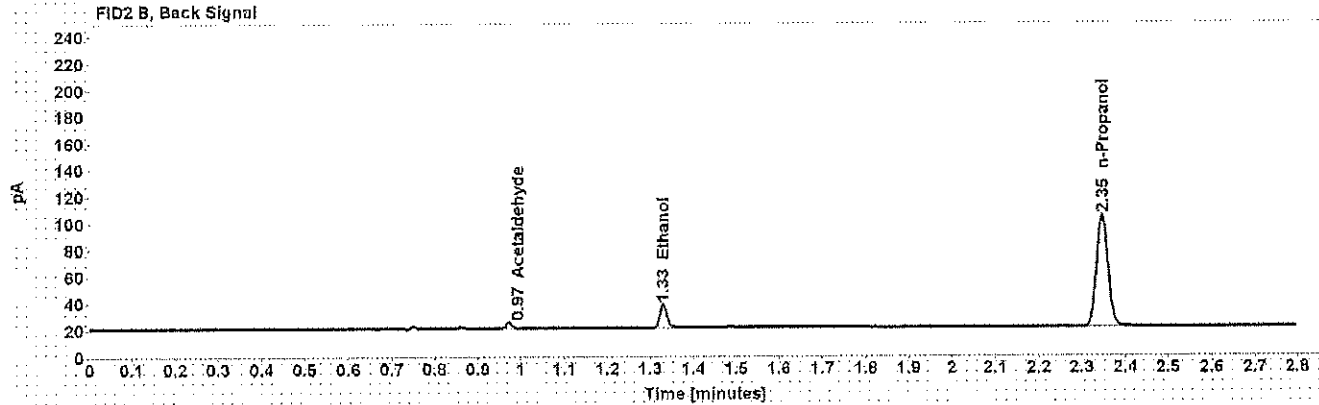
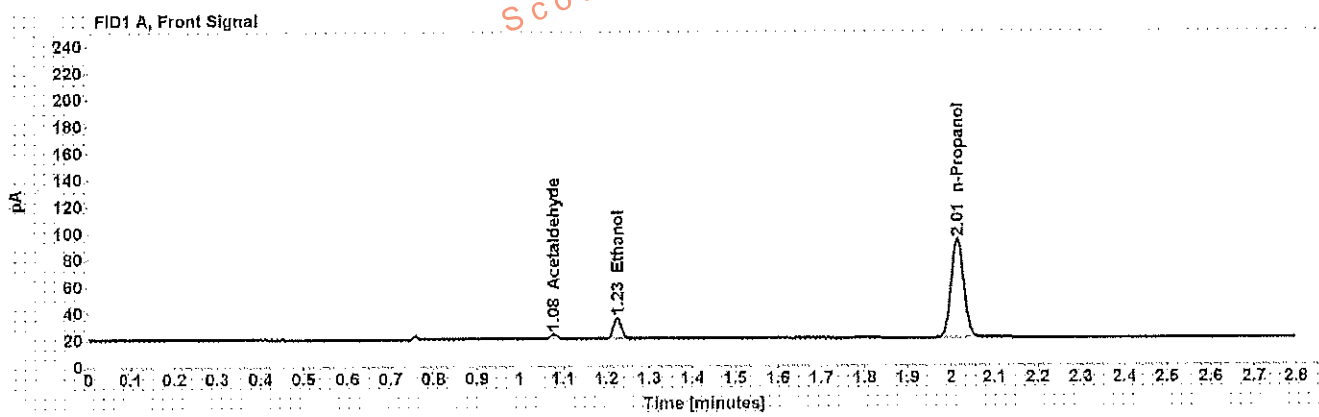


Table 1: FID 1 A (column DB-ALC1)

Compound	Amount (g/100mL)	Time (min)	Peak Area
Acetaldehyde	-----	1.078	3.850
>Ethanol	0.0364	1.226	20.102
n-Propanol	-----	2.015	150.634

Table 2: FID 2 B (column DB-ALC2)

Compound	Time (min)	Peak Area
Acetaldehyde	0.973	4.023
Ethanol	1.330	20.717
n-Propanol	2.346	155.445

Scottsdale Police Department Crime Lab Volatiles Analysis

Sample: [REDACTED]	Item number: 1100338
Injection date: 2/27/2017 6:22:59 PM	Vial: 32
Method: ethanol.quant.M	Sequence: 27Feb17
Instrument: US14173023.CN14160045	Analyst: Adrian
Data file: C:\Chem3211\Data\27Feb17\32.D	

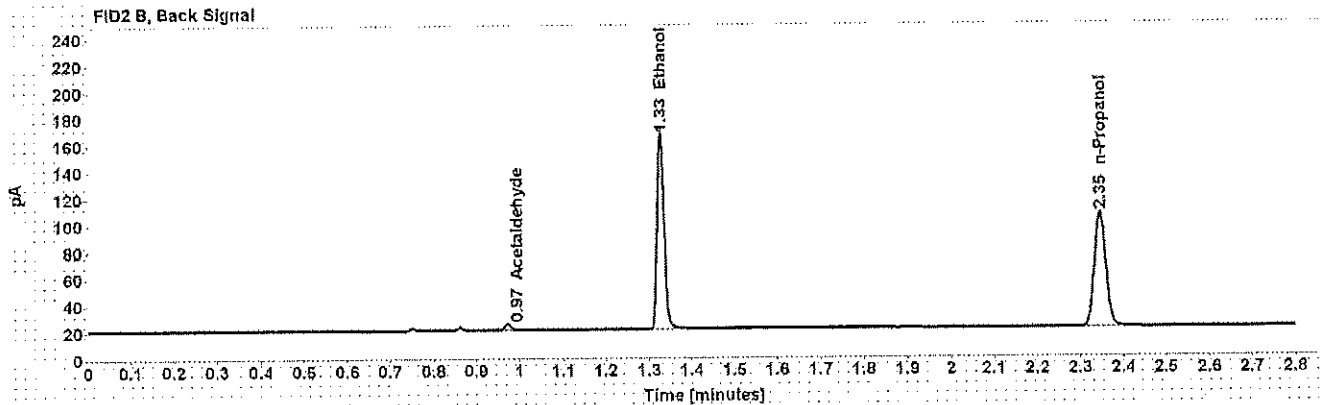
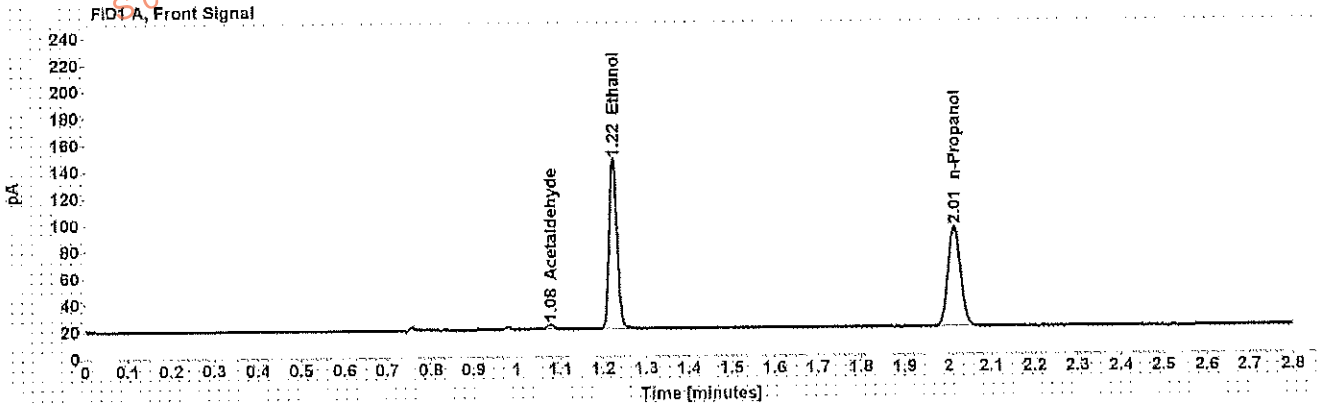


Table 1: FID 1 A (column DB-ALC1)

Compound	Amount (g/100mL)	Time (min)	Peak Area
Acetaldehyde	-----	1.078	3.811
>Ethanol	0.2865	1.224	163.297
n-Propanol	-----	2.015	153.345

Table 2: FID 2 B (column DB-ALC2)

Compound	Time (min)	Peak Area
Acetaldehyde	0.972	4.052
Ethanol	1.327	168.949
n-Propanol	2.345	158.701

Scottsdale Police Department Crime Lab Volatiles Analysis

Sample: [REDACTED]	Item number: 1100338
Injection date: 2/27/2017 6:26:59 PM	Vial: 33
Method: ethanol quant.M	Sequence: 27Feb17
Instrument: US14173023.CN14160045	Analyst: Adrian
Data file: C:\Chem3211\Data\27Feb17\133.D	

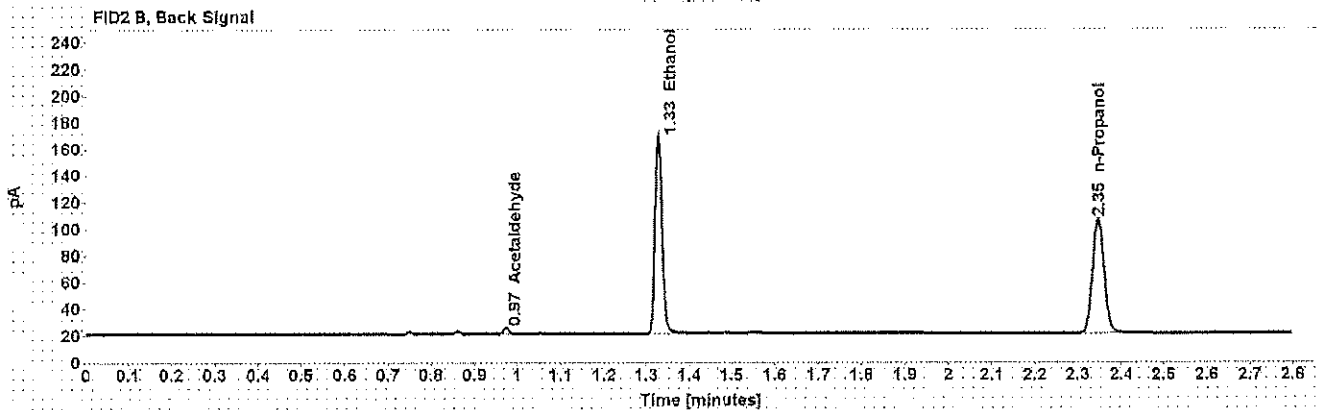
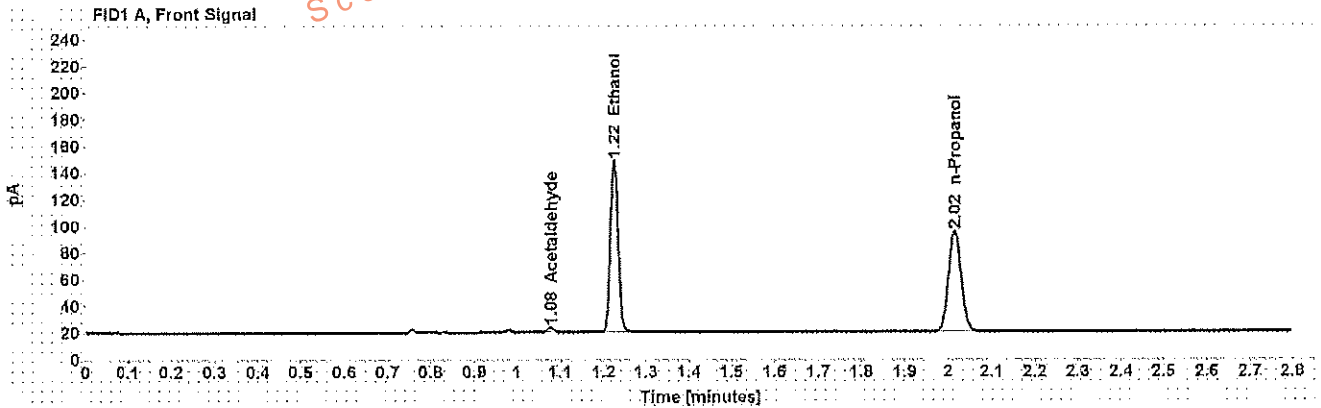


Table 1: FID 1 A (column DB-ALC1)

Compound	Amount (g/100mL)	Time (min)	Peak Area
Acetaldehyde	-----	1.078	3.869
>Ethanol	0.2896	1.224	165.782
n-Propanol	-----	2.015	154.029

Table 2: FID 2 B (column DB-ALC2)

Compound	Time (min)	Peak Area
Acetaldehyde	0.973	4.127
Ethanol	1.328	172.220
n-Propanol	2.346	159.294

Case: [REDACTED] User: wadrian 2/28/2017

Scottsdale Police Department Crime Lab Volatiles Analysis

Sample: [REDACTED] Item number: 1102899
Injection date: 2/27/2017 6:30:59 PM Vial: 34
Method: ethanol quant.M Sequence: 27Feb17
Instrument: US14173023 CN14160045 Analyst: Adrian
Data file: C:\Chem32\1\Data\27Feb17\34.D

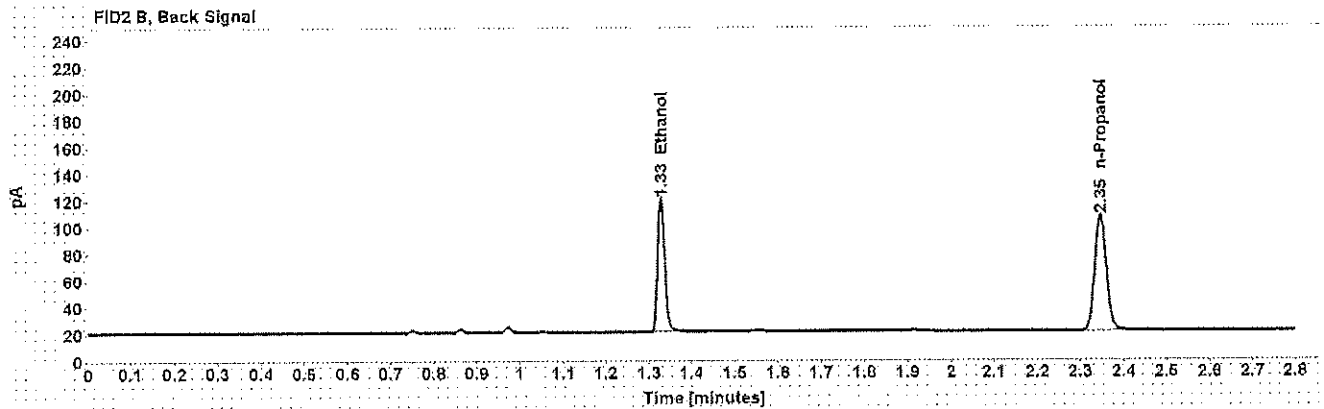
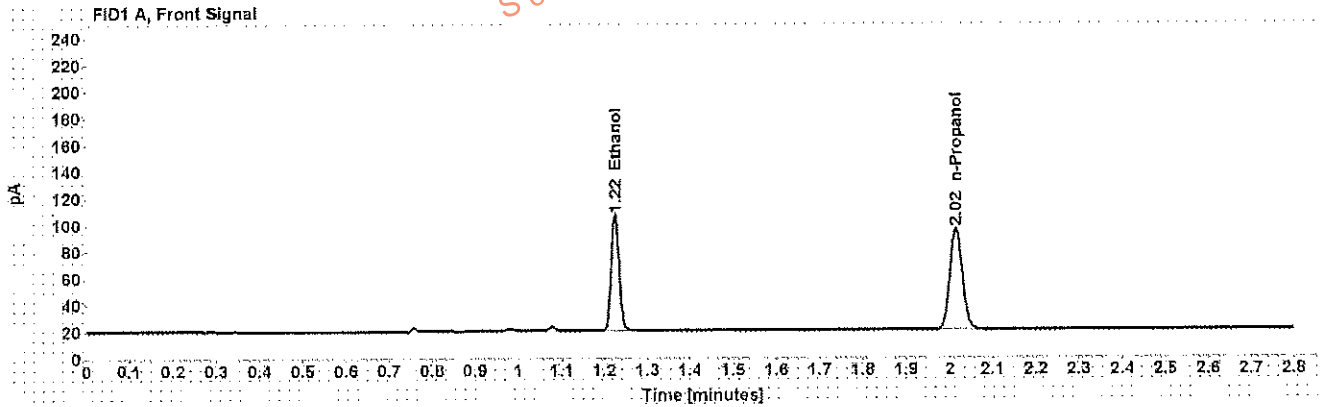


Table 1: FID 1 A (column DB-ALC1)

Compound	Amount (g/100mL)	Time (min)	Peak Area
>Ethanol	0.1938	1.225	111.457
n-Propanol	-----	2.015	154.923

Table 2: FID 2 B (column DB-ALC2)

Compound	Time (min)	Peak Area
Ethanol	1.328	115.467
n-Propanol	2.346	160.400

Scottsdale Police Department Crime Lab Volatiles Analysis

Sample: [REDACTED]	Item number: 1102899
Injection date: 2/27/2017 6:34:59 PM	Vial: 35
Method: ethanol.quant.M	Sequence: 27Feb17
Instrument: US14173023.GN14160045	Analyst: Adrian
Data file: C:\Chem32\1\Data\27Feb17\35.D	

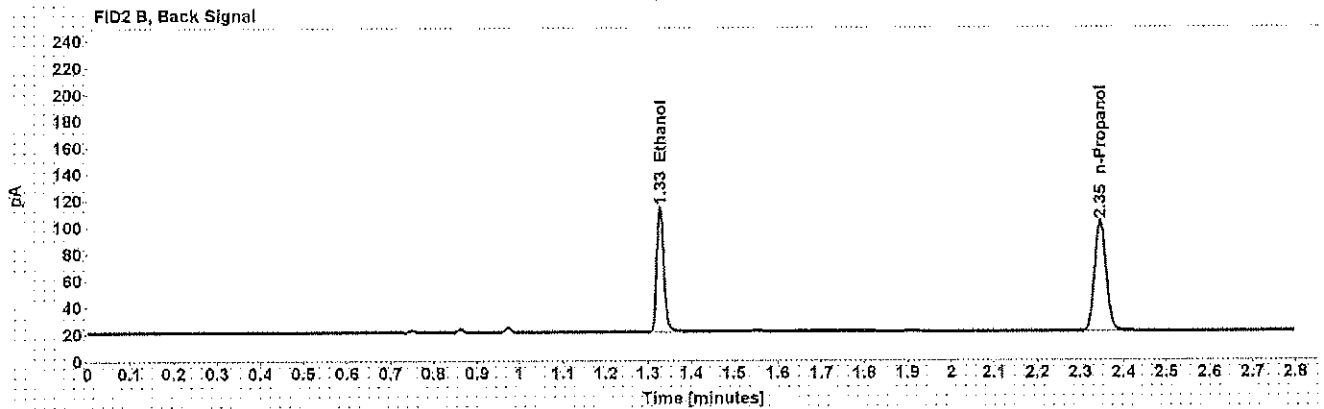
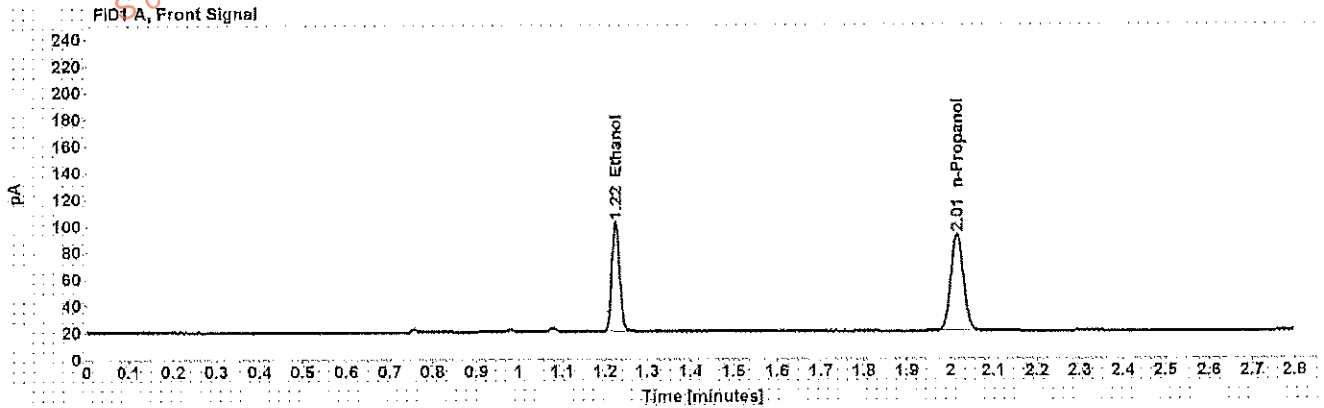


Table 1: FID 1 A (column DB-ALC1)

Compound	Amount (g/100mL)	Time (min)	Peak Area
>Ethanol	0.1917	1.224	105.539
n-Propanol	-----	2.015	148.287

Table 2: FID 2 B (column DB-ALC2)

Compound	Time (min)	Peak Area
Ethanol	1.328	109.047
n-Propanol	2.346	153.421

Scottsdale Police Department Crime Lab Volatiles Analysis

Sample: [REDACTED]	Item number: 1137514
Injection date: 2/27/2017 6:38:59 PM	Vial: 36
Method: ethanol quant.M	Sequence: 27Feb17
Instrument: US14173023 CN14160045	Analyst: Adrian
Data file: C:\Chem3211\Data\27Feb17\36.D	

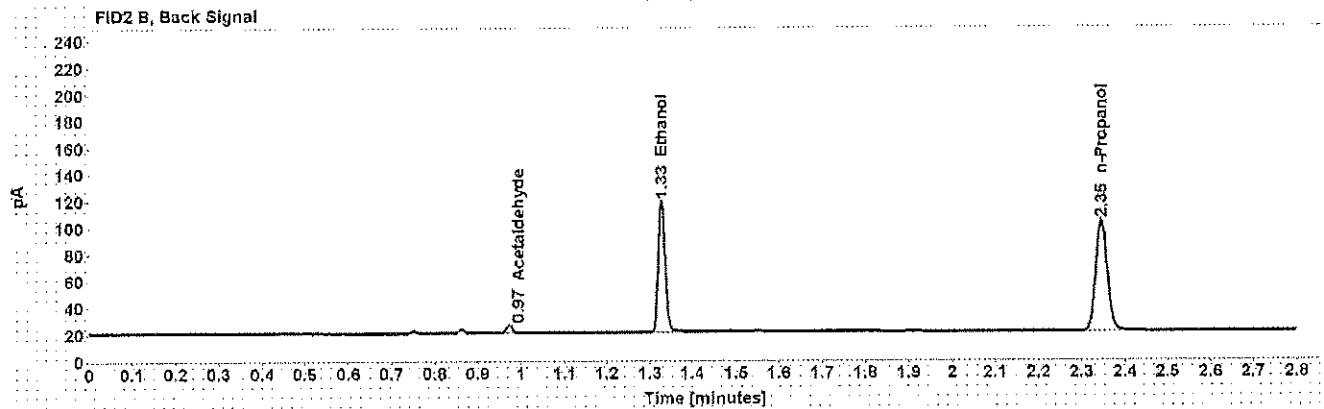
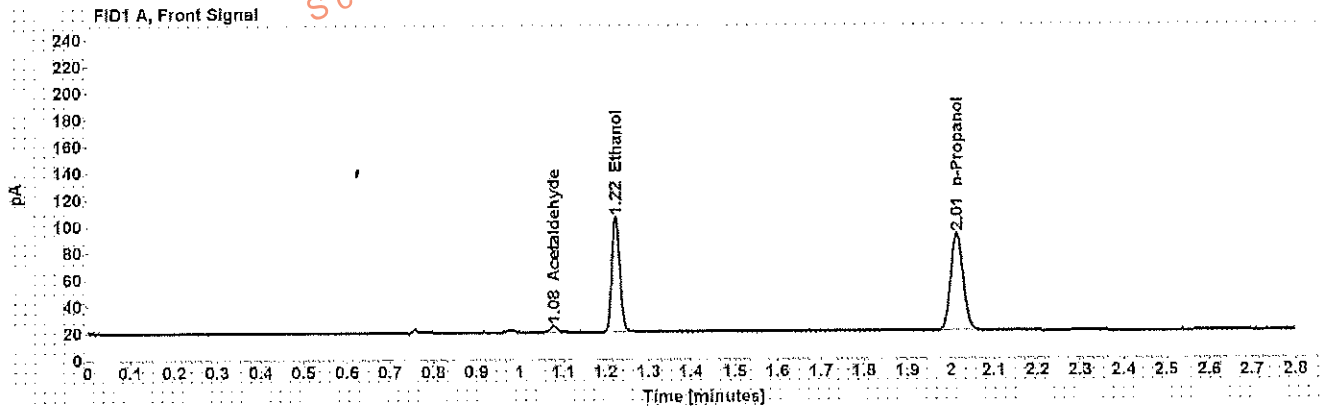


Table 1: FID 1 A (column DB-ALC1)

Compound	Amount (g/100mL)	Time (min)	Peak Area
Acetaldehyde	-----	1.078	5.159
>Ethanol	0.1995	1.224	110.197
n-Propanol	-----	2.015	148.722

Table 2: FID 2 B (column DB-ALC2)

Compound	Time (min)	Peak Area
Acetaldehyde	0.972	5.500
Ethanol	1.327	113.842
n-Propanol	2.346	153.630

Scottsdale Police Department Crime Lab Volatiles Analysis

Sample: [REDACTED]	Item number: 1137514
Injection date: 2/27/2017 6:43:14 PM	Vial: 37
Method: ethanol quant.M	Sequence: 27Feb17
Instrument: US14173023 CN14160045	Analyst: Adrian
Data file: C:\Chem32\1\Data\27Feb17\37.D	

Dissemination is restricted to Criminal Justice Agencies and authorized Non-C.J. Agencies ONLY. Secondary dissemination to unauthorized agencies is PROHIBITED.
Scottsdale City Prosecutor

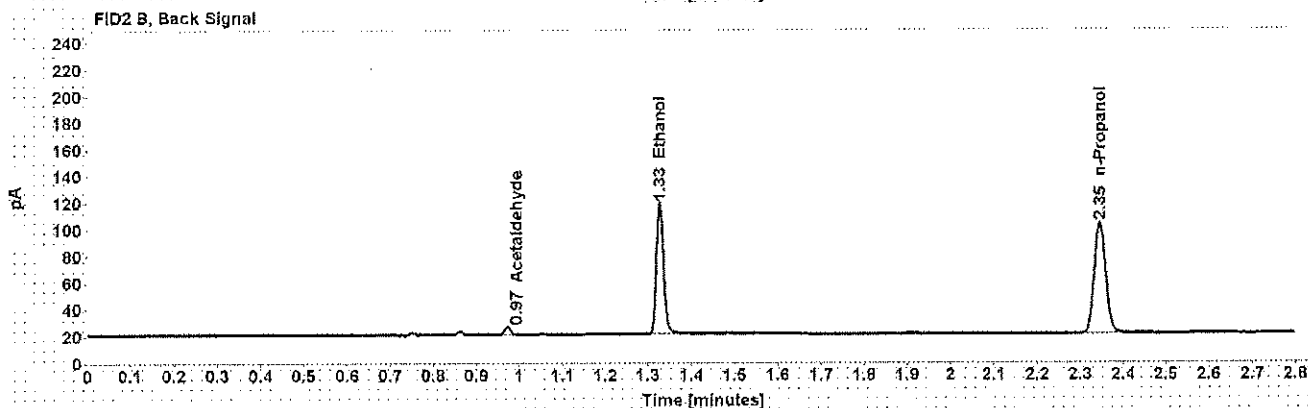
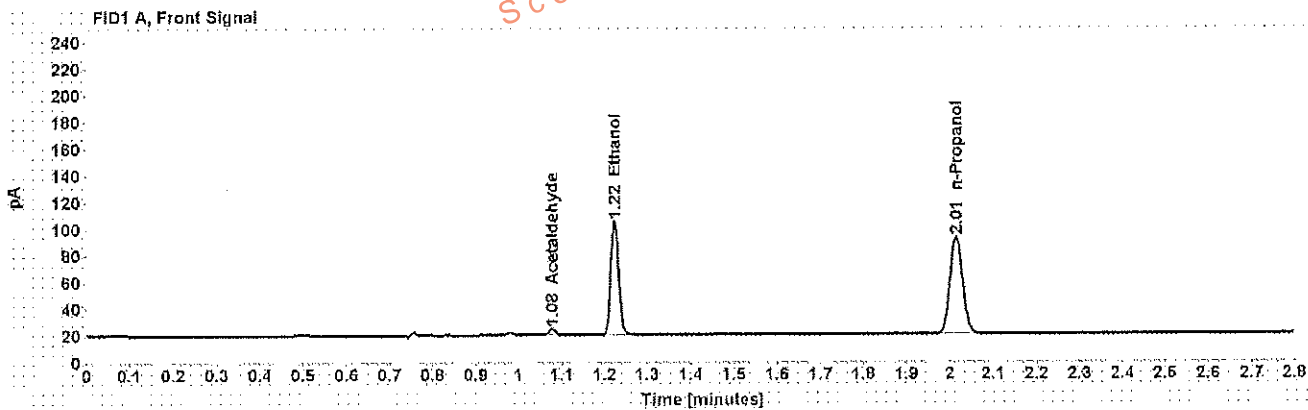


Table 1: FID 1 A (column DB-ALC1)

Compound	Amount (g/100mL)	Time (min)	Peak Area
Acetaldehyde	-----	1.078	5.105
>Ethanol	0.1994	1.224	110.114
n-Propanol	-----	2.015	148.707

Table 2: FID 2 B (column DB-ALC2)

Compound	Time (min)	Peak Area
Acetaldehyde	0.972	5.435
Ethanol	1.327	113.791
n-Propanol	2.345	153.669

Scottsdale Police Department Crime Lab Volatiles Analysis

Sample: [REDACTED]	Item number: 1139584
Injection date: 2/27/2017 6:47:14 PM	Vial: 38
Method: ethanol quant.M	Sequence: 27Feb17
Instrument: US14173023 CN14160045	Analyst: Adrian
Data file: C:\Chem3211\Data\27Feb17\38.D	

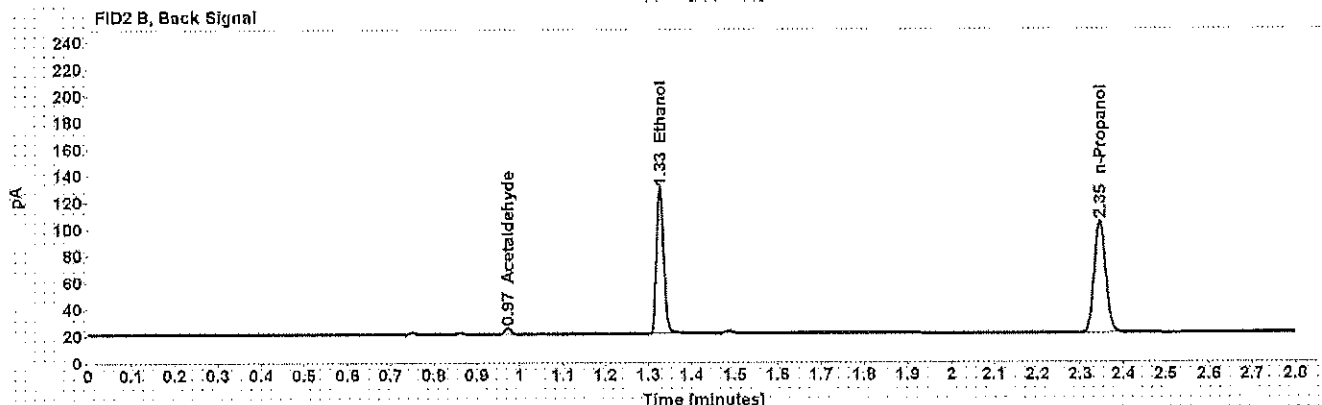
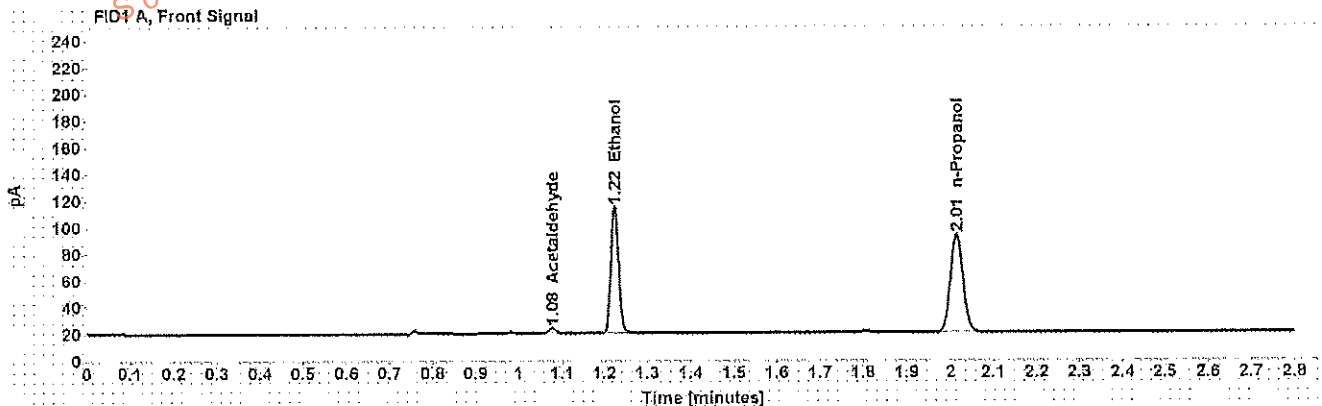


Table 1: FID 1 A (column DB-ALC1)

Compound	Amount (g/100mL)	Time (min)	Peak Area
Acetaldehyde	-----	1.078	4.156
>Ethanol	0.2182	1.224	122.061
n-Propanol	-----	2.014	150.625

Table 2: FID 2 B (column DB-ALC2)

Compound	Time (min)	Peak Area
Acetaldehyde	0.972	4.384
Ethanol	1.327	126.062
n-Propanol	2.345	155.407

Scottsdale Police Department Crime Lab Volatiles Analysis

Sample: [REDACTED]	Item number: 1139584
Injection date: 2/27/2017 6:51:13 PM	Vial: 39
Method: ethanol quant.M	Sequence: 27Feb17
Instrument: US14173023.CN14160045	Analyst: Adrian
Data file: C:\Chem3211\Data\27Feb17\39.D	

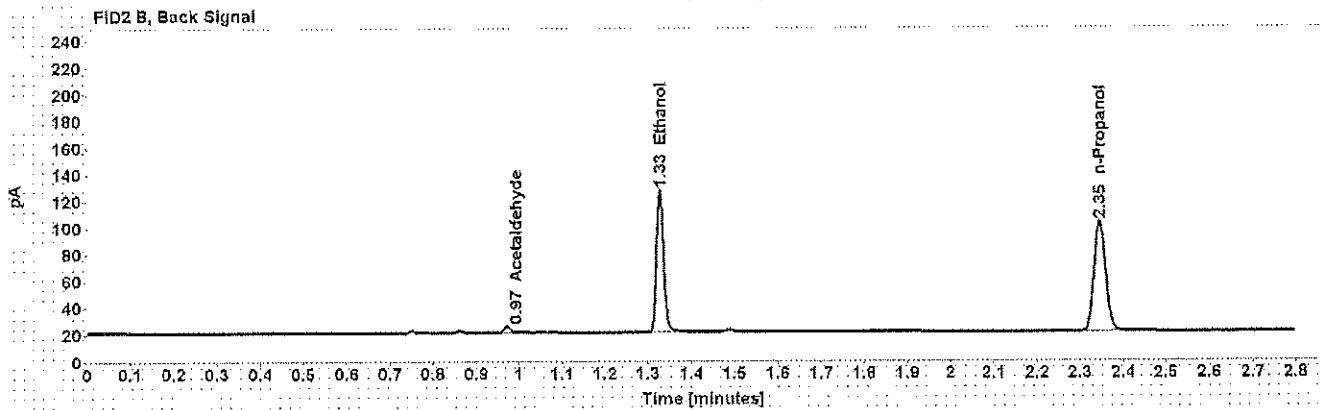
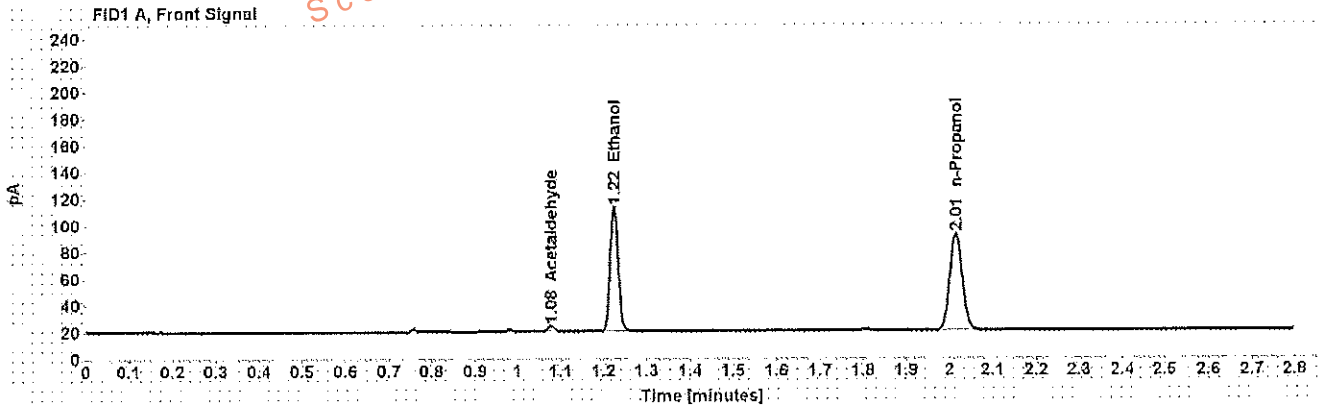


Table 1: FID 1 A (column DB-ALC1)

Compound	Amount (g/100mL)	Time (min)	Peak Area
Acetaldehyde	-----	1.078	4.302
>Ethanol	0.2180	1.224	119.747
n-Propanol	-----	2.015	147.898

Table 2: FID 2 B (column DB-ALC2)

Compound	Time (min)	Peak Area
Acetaldehyde	0.972	4.562
Ethanol	1.327	123.728
n-Propanol	2.345	152.622

Scottsdale Police Department Crime Lab Volatiles Analysis

Sample: [REDACTED]	Item number: 1137646
Injection date: 2/27/2017 6:55:13 PM	Vial: 40
Method: ethanol quant.M	Sequence: 27Feb17
Instrument: US14173023 CN14160045	Analyst: Adrian
Data file: C:\Chem32\1\Data\27Feb17\40.D	

Dissemination is restricted to Criminal Justice Agencies and authorized Non-C.J. Agencies ONLY. Secondary dissemination to unauthorized agencies is PROHIBITED. Scottsdale City Prosecutor

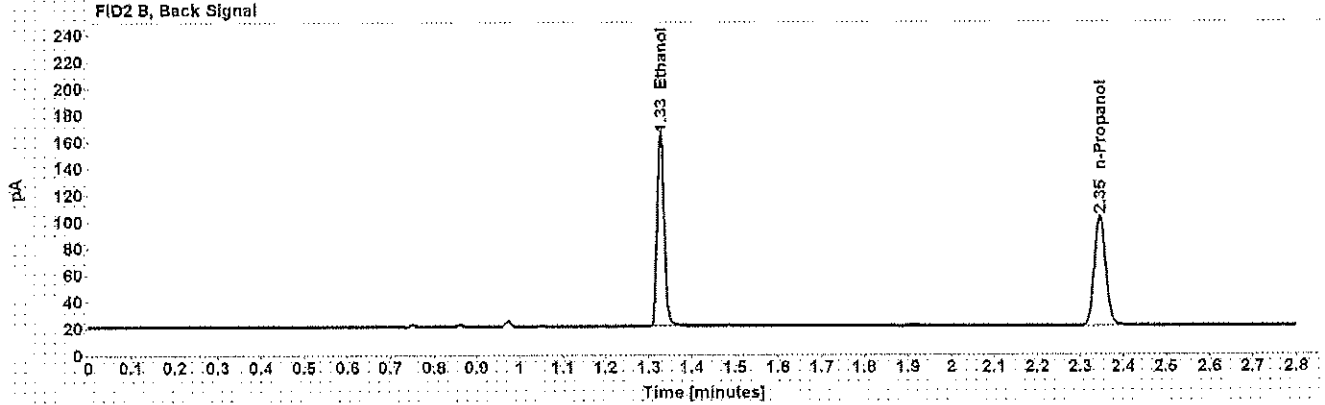
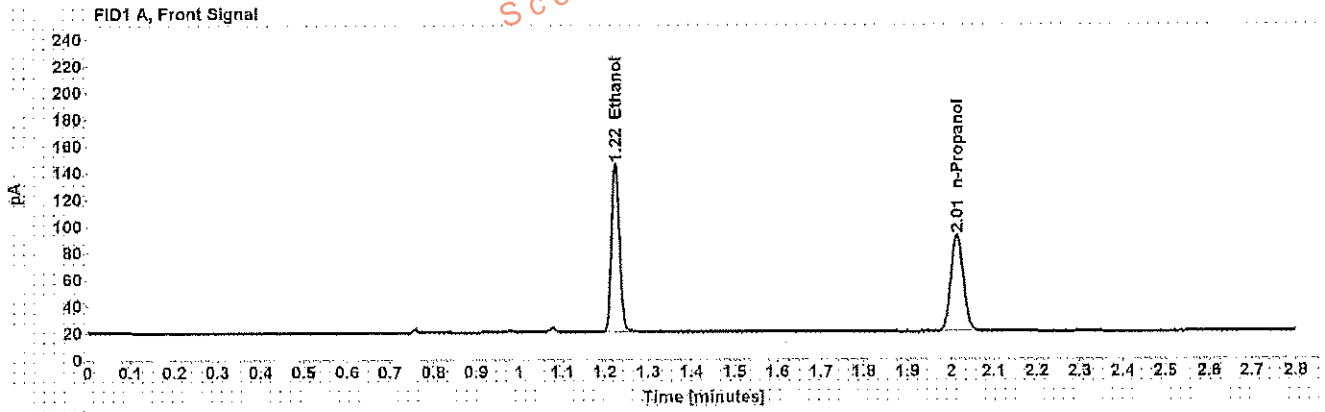


Table 1: FID 1 A (column DB-ALC1)

Compound	Amount (g/100mL)	Time (min)	Peak Area
>Ethanol	0.2947	1.224	161.572
n-Propanol	-----	2.015	147.508

Table 2: FID 2 B (column DB-ALC2)

Compound	Time (min)	Peak Area
Ethanol	1.327	166.859
n-Propanol	2.345	152.255

Scottsdale Police Department Crime Lab Volatiles Analysis

Sample: [REDACTED]	Item number: 1137646
Injection date: 2/27/2017 6:59:13 PM	Vial: 41
Method: ethanol quant.M	Sequence: 27Feb17
Instrument: US14173023 CN14160045	Analyst: Adrian
Data file: C:\Chem3211\Data\27Feb17\41.D	

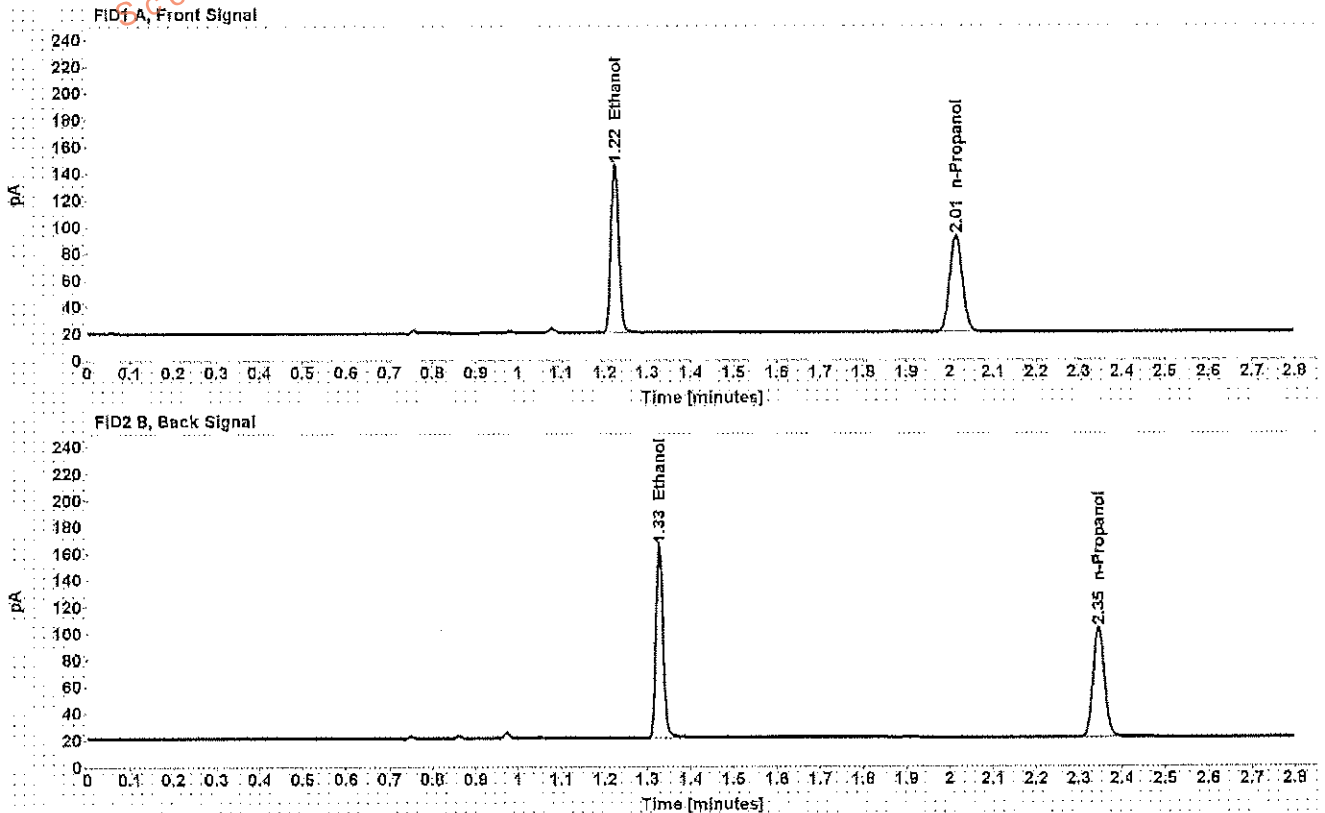


Table 1: FID 1 A (column DB-ALC1)

Compound	Amount (g/100mL)	Time (min)	Peak Area
>Ethanol	0.2943	1.224	161.689
n-Propanol	-----	2.015	147.802

Table 2: FID 2 B (column DB-ALC2)

Compound	Time (min)	Peak Area
Ethanol	1.327	167.267
n-Propanol	2.345	152.378

Scottsdale Police Department Crime Lab Volatiles Analysis

Sample: [REDACTED]	Item number: 1103774
Injection date: 2/27/2017 7:07:29 PM	Vial: 43
Method: ethanol quant.M	Sequence: 27Feb17
Instrument: US14173023.CN14160045	Analyst: Adrian
Data file: C:\Chem3211\Data\27Feb17\43.D	

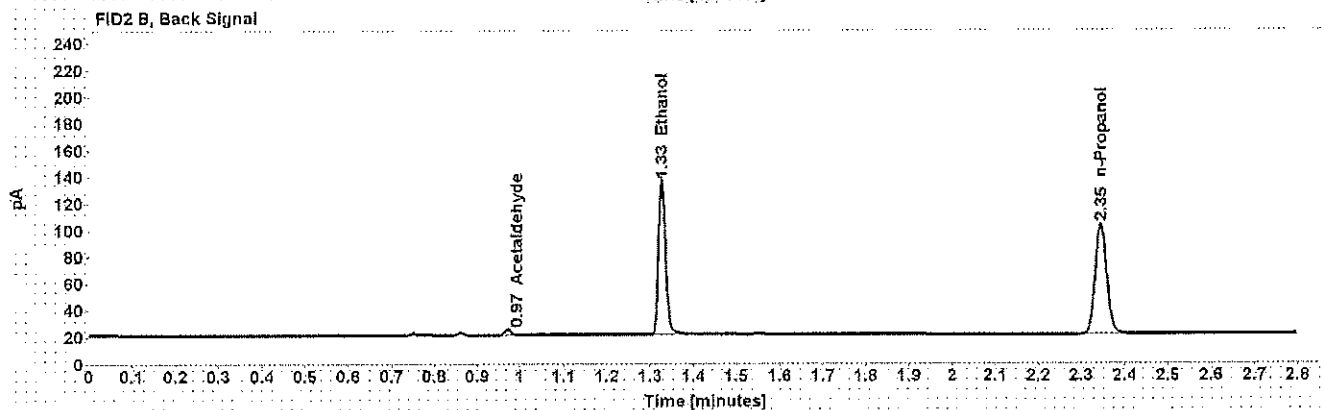
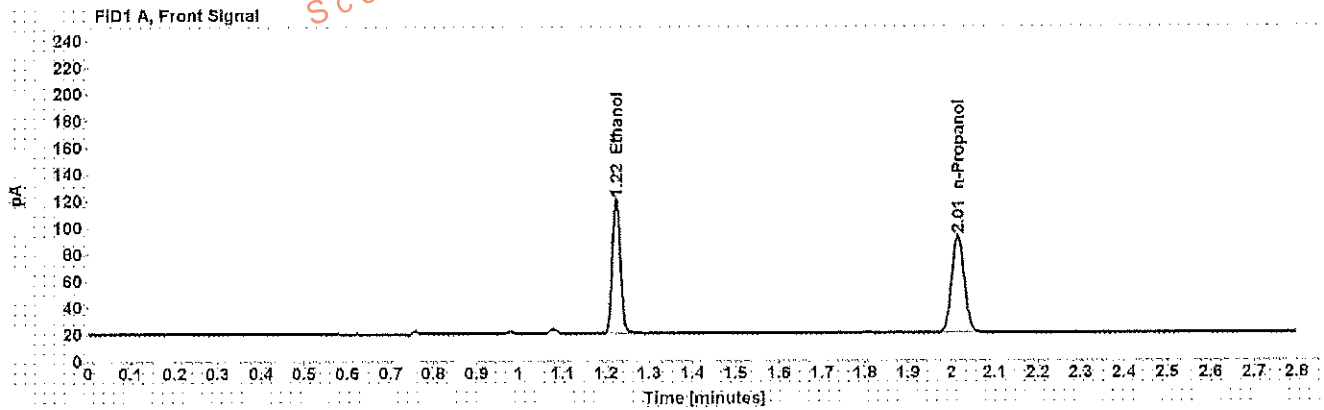


Table 1: FID 1 A (column DB-ALC1)

Compound	Amount (g/100mL)	Time (min)	Peak Area
>Ethanol	0.2343	1.224	129.249
n-Propanol	-----	2.015	148.506

Table 2: FID 2 B (column DB-ALC2)

Compound	Time (min)	Peak Area
Acetaldehyde	0.972	4.015
Ethanol	1.327	133.636
n-Propanol	2.345	153.553

Scottsdale Police Department Crime Lab Volatiles Analysis

Sample:	[REDACTED]	Item number:	1103774
Injection date:	2/27/2017 7:11:29 PM	Vial:	44
Method:	ethanol quant.M	Sequence:	27Feb17
Instrument:	US14173023 CN14160045	Analyst:	Adrian
Data file:	C:\Chem32\1\Data\27Feb17\14.D		

Dissemination is restricted to Criminal Justice Agencies and authorized Non-C.J. Agencies ONLY. Secondary dissemination to unauthorized agencies is PROHIBITED.
Scottsdale City Prosecutor

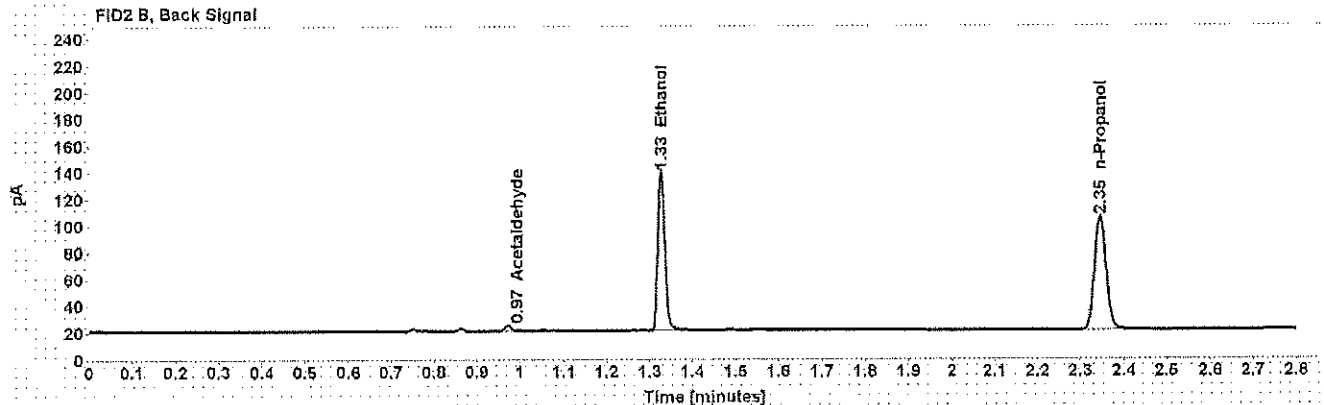
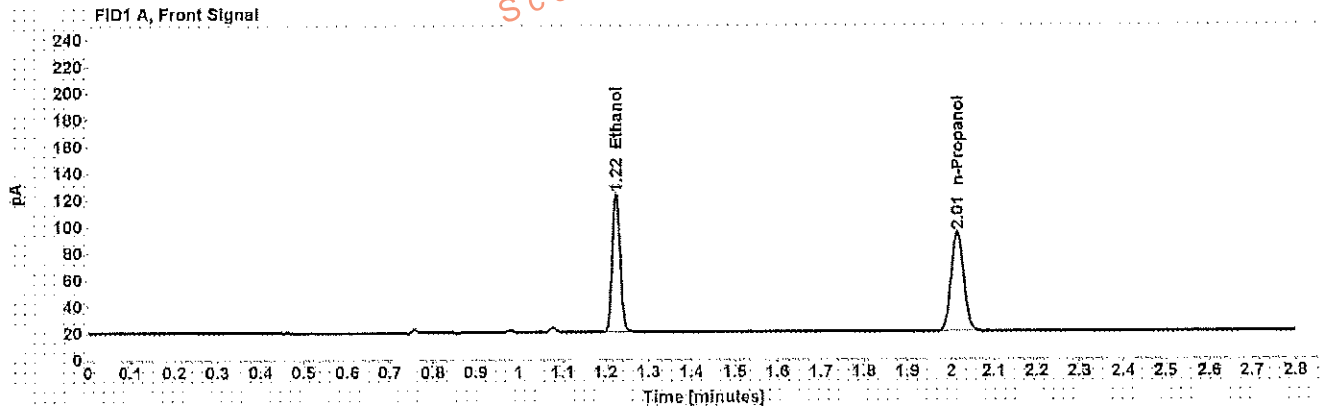


Table 1: FID 1 A (column DB-ALC1)

Compound	Amount (g/100mL)	Time (min)	Peak Area
>Ethanol	0.2350	1.224	132.937
n-Propanol	-----	2.015	152.300

Table 2: FID 2 B (column DB-ALC2)

Compound	Time (min)	Peak Area
Acetaldehyde	0.972	3.970
Ethanol	1.327	137.730
n-Propanol	2.345	157.585

Scottsdale Police Department Crime Lab Volatiles Analysis

Sample: [REDACTED]	Item number: 1135737
Injection date: 2/27/2017 7:15:29 PM	Vial: 45
Method: ethanol quant.M	Sequence: 27Feb17
Instrument: US14173023 CN14160045	Analyst: Adrian
Data file: C:\Chem3211\Data\27Feb17\45.D	

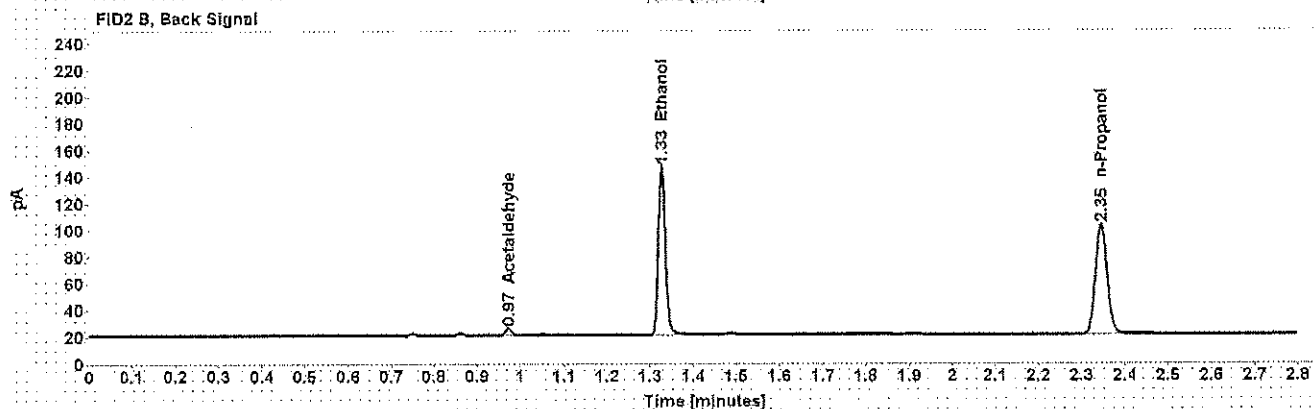
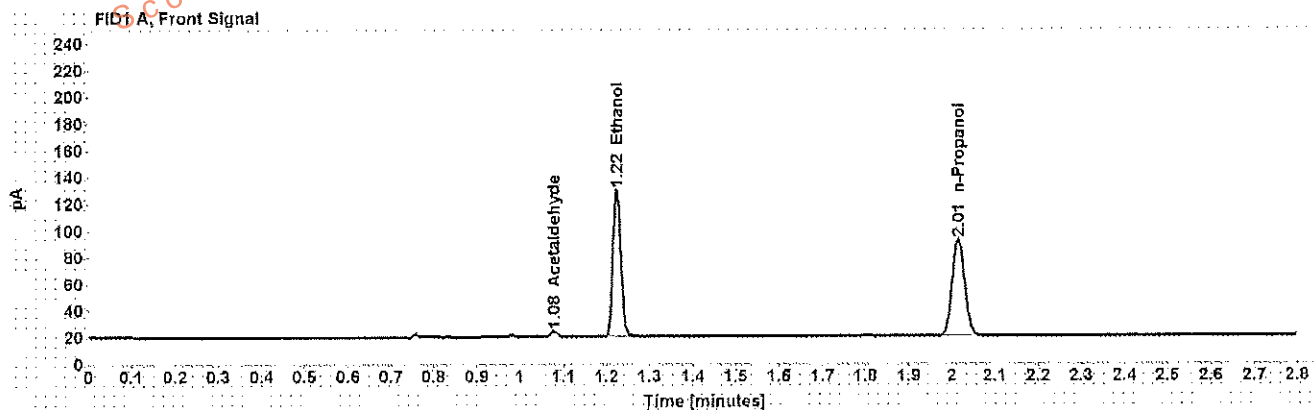


Table 1: FID 1 A (column DB-ALC1)

Compound	Amount (g/100mL)	Time (min)	Peak Area
Acetaldehyde	-----	1.078	4.566
>Ethanol	0.2578	1.224	141.983
n-Propanol	-----	2.015	148.252

Table 2: FID 2 B (column DB-ALC2)

Compound	Time (min)	Peak Area
Acetaldehyde	0.972	4.886
Ethanol	1.327	146.802
n-Propanol	2.345	153.062

Case: [REDACTED] User: wadrian 2/28/2017

Scottsdale Police Department Crime Lab Volatiles Analysis

Sample: [REDACTED]	Item number: 1135737
Injection date: 2/27/2017 7:19:29 PM	Vial: 46
Method: ethanol quant.M	Sequence: 27Feb17
Instrument: US14173023 CN14160045	Analyst: Adrian
Data file: C:\Chem32\1\Data\27Feb17\46.D	

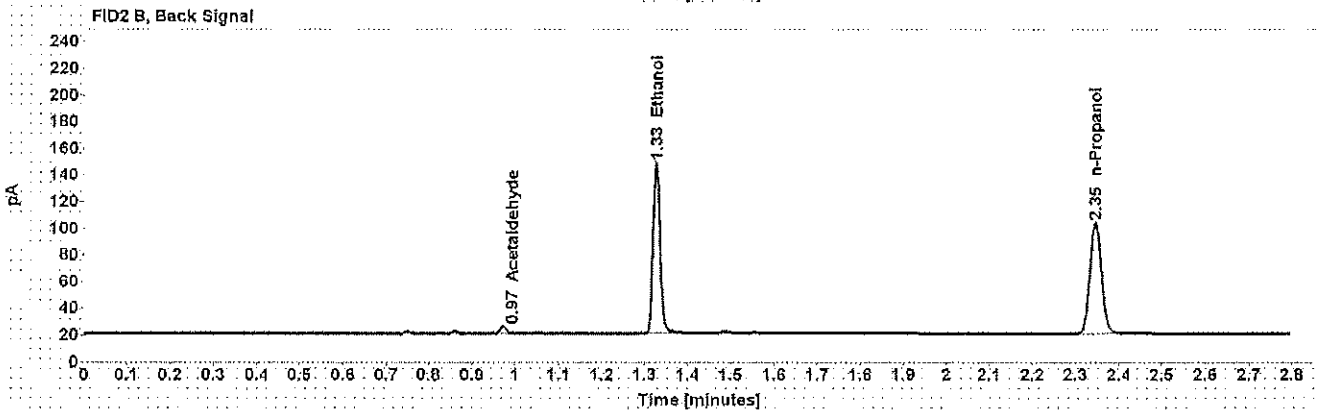
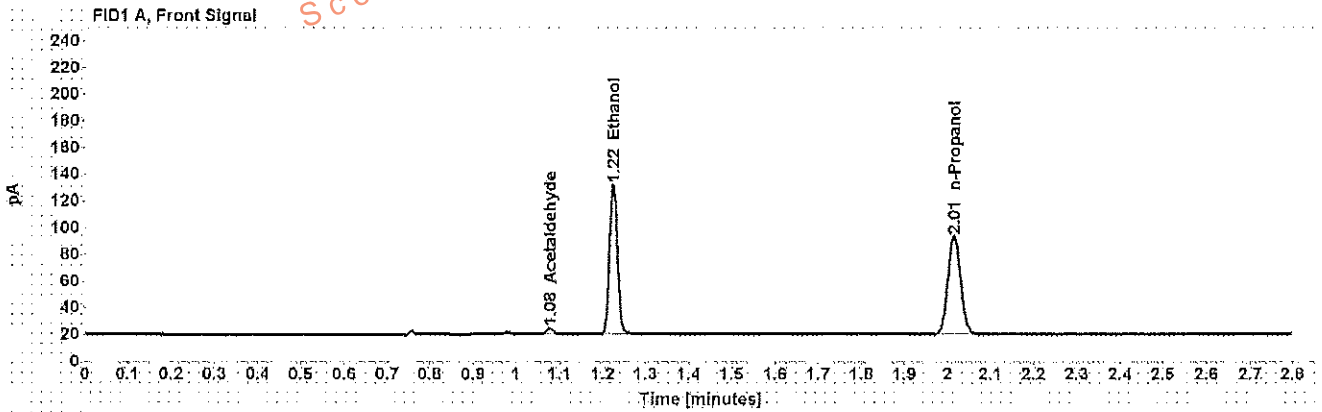


Table 1: FID 1 A (column DB-ALC1)

Compound	Amount (g/100mL)	Time (min)	Peak Area
Acetaldehyde	-----	1.078	4.528
>Ethanol	0.2581	1.224	143.786
n-Propanol	-----	2.015	149.931

Table 2: FID 2 B (column DB-ALC2)

Compound	Time (min)	Peak Area
Acetaldehyde	0.972	4.852
Ethanol	1.327	148.636
n-Propanol	2.346	154.928

Scottsdale Police Department Crime Lab Volatiles Analysis

Sample: [REDACTED]	Item number: 1136231
Injection date: 2/27/2017 7:23:29 PM	Vial: 47
Method: ethanol quant.M	Sequence: 27Feb17
Instrument: US14173023 CN14160045	Analyst: Adrian
Data file: C:\Chem32\1\Data\27Feb17\47.D	

Dissemination is restricted to Criminal Justice Agencies and authorized Non-C.J. Agencies ONLY. Secondary dissemination to unauthorized agencies is PROHIBITED.
Scottsdale City Prosecutor

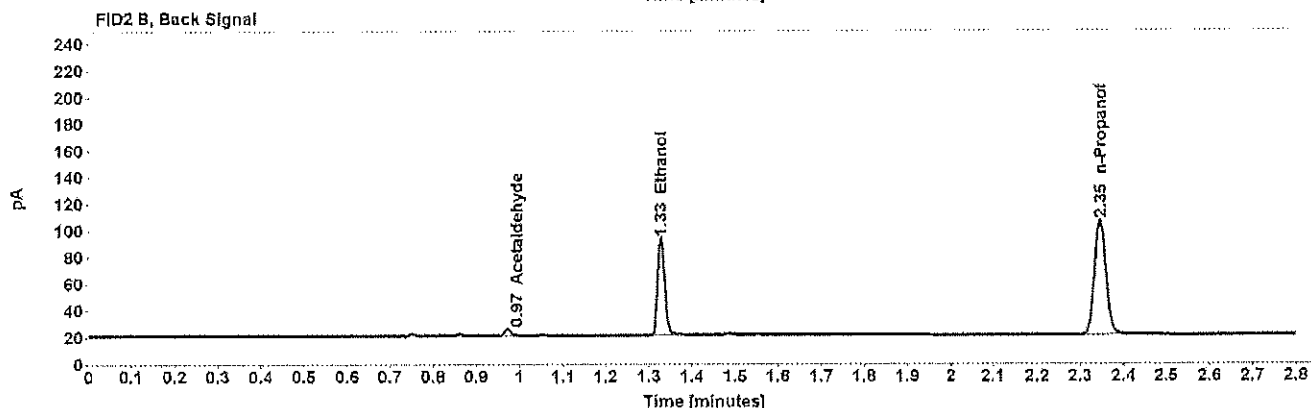
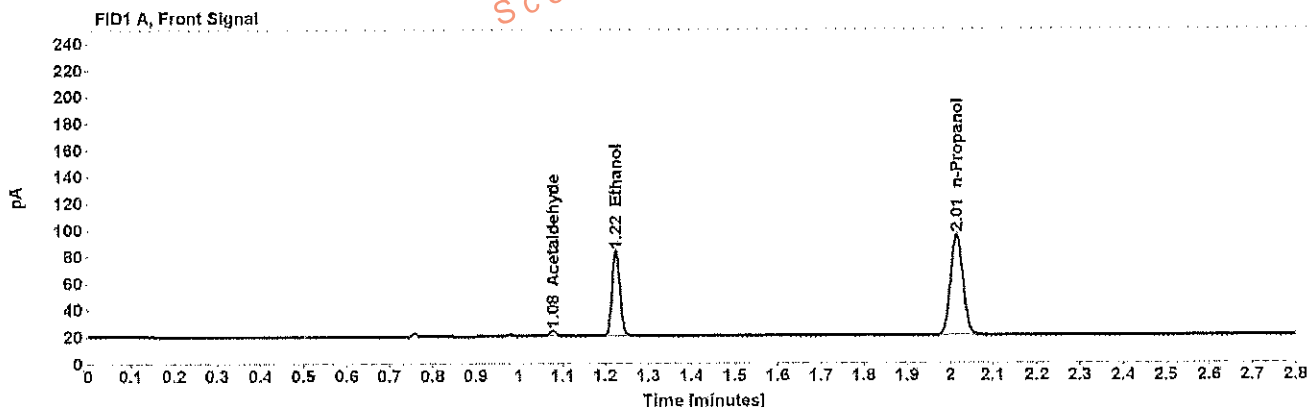


Table 1: FID 1 A (column DB-ALC1)

Compound	Amount (g/100mL)	Time (min)	Peak Area
Acetaldehyde	-----	1.078	4.283
>Ethanol	0.1430	1.225	81.691
n-Propanol	-----	2.015	154.028

Table 2: FID 2 B (column DB-ALC2)

Compound	Time (min)	Peak Area
Acetaldehyde	0.973	4.534
Ethanol	1.328	84.326
n-Propanol	2.346	159.022

Scottsdale Police Department Crime Lab Volatiles Analysis

Sample: [REDACTED]	Item number: 1136231
Injection date: 2/27/2017 7:27:28 PM	Vial: 48
Method: ethanol quant.M	Sequence: 27Feb17
Instrument: US14173023 CN14160045	Analyst: Adrian
Data file: C:\Chem32\11\Data\27Feb17\48.D	

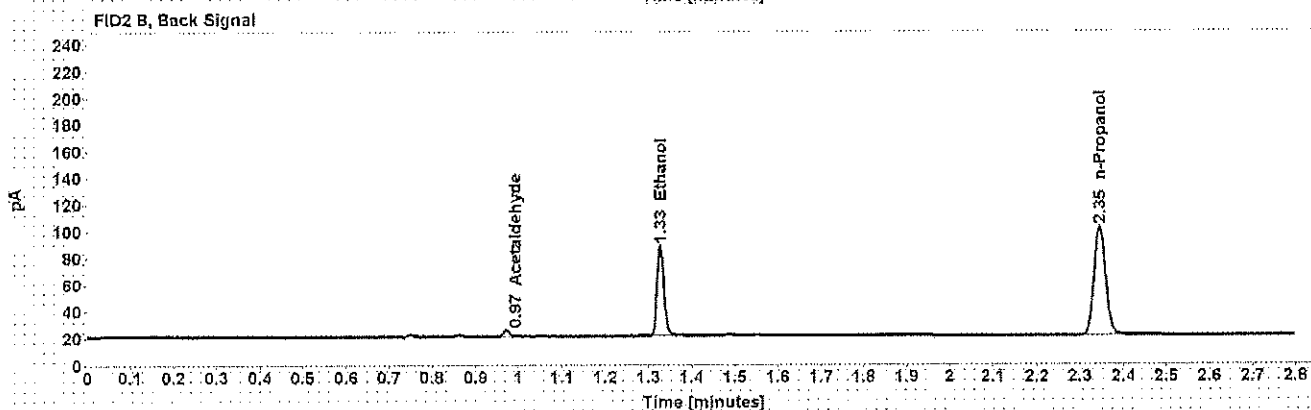
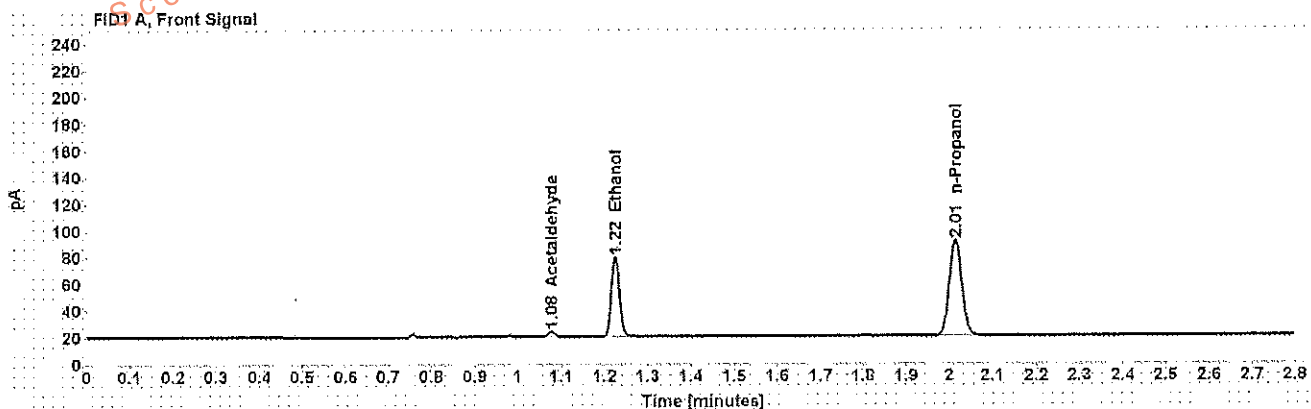


Table 1: FID 1 A (column DB-ALC1)

Compound	Amount (g/100mL)	Time (min)	Peak Area
Acetaldehyde	-----	1.078	4.138
>Ethanol	0.1412	1.224	76.695
n-Propanol	-----	2.015	146.419

Table 2: FID 2 B (column DB-ALC2)

Compound	Time (min)	Peak Area
Acetaldehyde	0.972	4.343
Ethanol	1.327	79.108
n-Propanol	2.345	151.123

Scottsdale Police Department Crime Lab Volatiles Analysis

Sample: [REDACTED]	Item number: 1135712
Injection date: 2/27/2017 7:31:44 PM	Vial: 49
Method: ethanol quant.M	Sequence: 27Feb17
Instrument: US14173023.CN14160045	Analyst: Adrian
Data file: C:\Chem3211\Data\27Feb17\49.D	

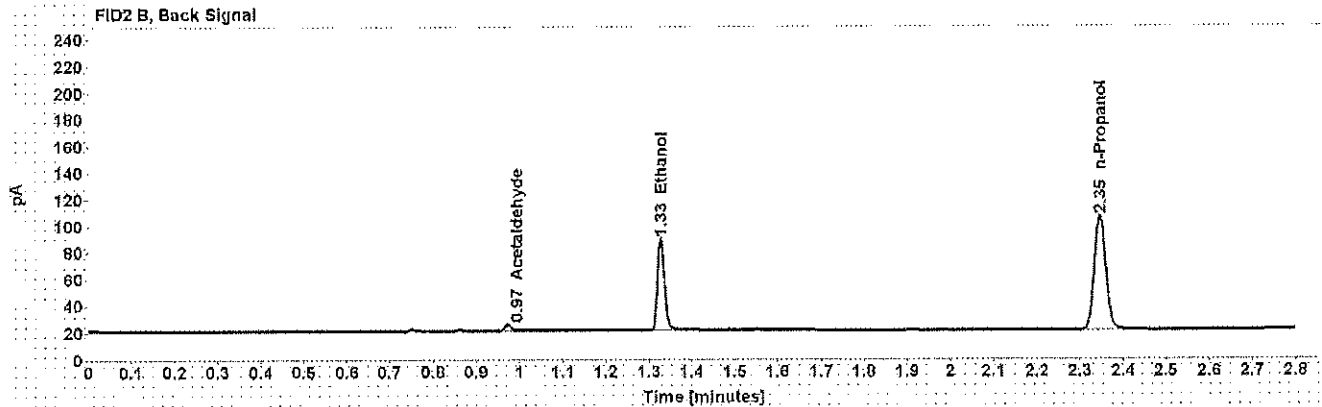
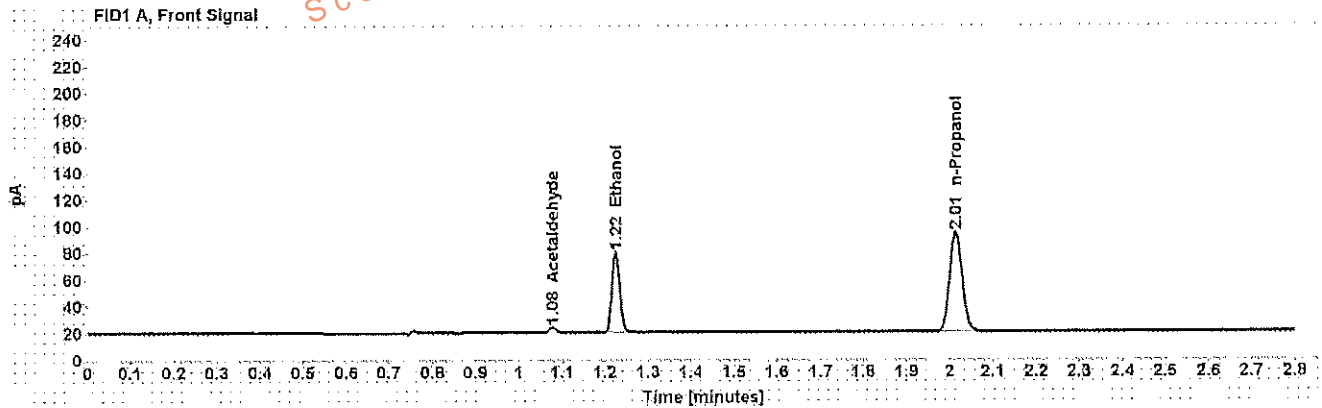


Table 1: FID 1 A (column DB-ALC1)

Compound	Amount (g/100mL)	Time (min)	Peak Area
Acetaldehyde	-----	1.078	4.137
>Ethanol	0.1362	1.225	77.014
n-Propanol	-----	2.015	152.453

Table 2: FID 2 B (column DB-ALC2)

Compound	Time (min)	Peak Area
Acetaldehyde	0.973	4.394
Ethanol	1.328	79.471
n-Propanol	2.346	157.884

Scottsdale Police Department Crime Lab Volatiles Analysis

Sample: [REDACTED]	Item number: 1135712
Injection date: 2/27/2017 7:35:44 PM	Vial: 50
Method: ethanol quant.M	Sequence: 27Feb17
Instrument: US14173023 CN14160045	Analyst: Adrian
Data file: C:\Chem32\1\Data\27Feb17\50.D	

Dissemination is restricted to Criminal Justice Agencies and authorized Non-C.J. Agencies ONLY. Secondary dissemination to unauthorized agencies is PROHIBITED.
Scottsdale City Prosecutor

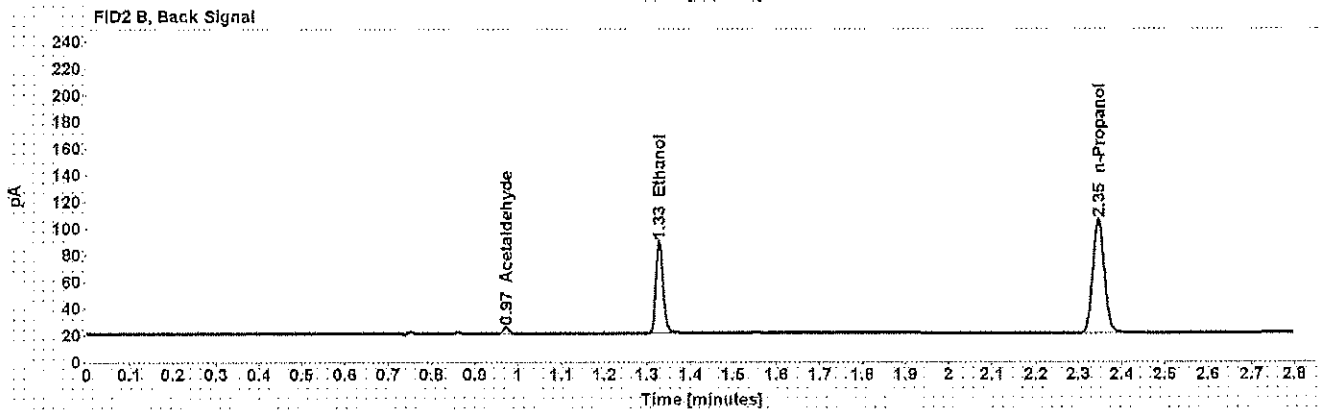
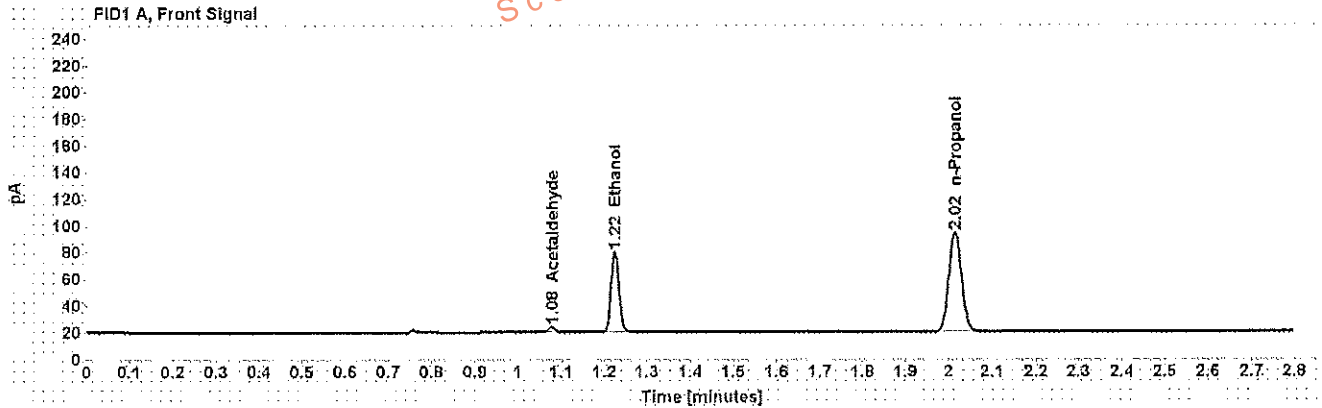


Table 1: FID 1 A (column DB-ALC1)

Compound	Amount (g/100mL)	Time (min)	Peak Area
Acetaldehyde	-----	1.078	4.231
>Ethanol	0.1369	1.225	77.476
n-Propanol	-----	2.015	152.608

Table 2: FID 2 B (column DB-ALC2)

Compound	Time (min)	Peak Area
Acetaldehyde	0.973	4.447
Ethanol	1.328	79.685
n-Propanol	2.346	157.853

Scottsdale Police Department Crime Lab Volatiles Analysis

Sample: [REDACTED]	Item number: 1141091
Injection date: 2/27/2017 7:39:44 PM	Vial: 51
Method: ethanol quant.M	Sequence: 27Feb17
Instrument: US14173023 CN14160045	Analyst: Adrian
Data file: C:\Chem3211\Data\27Feb17\51.D	

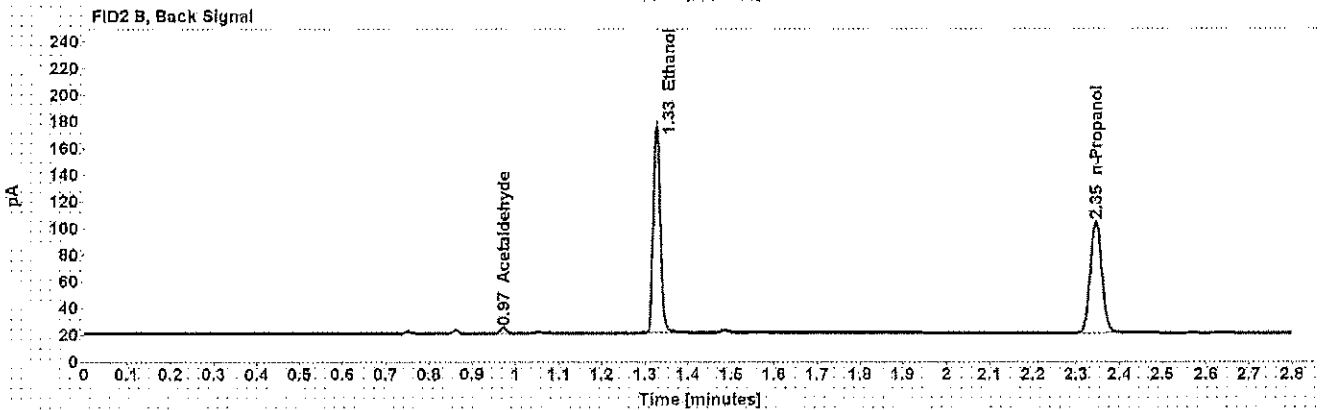
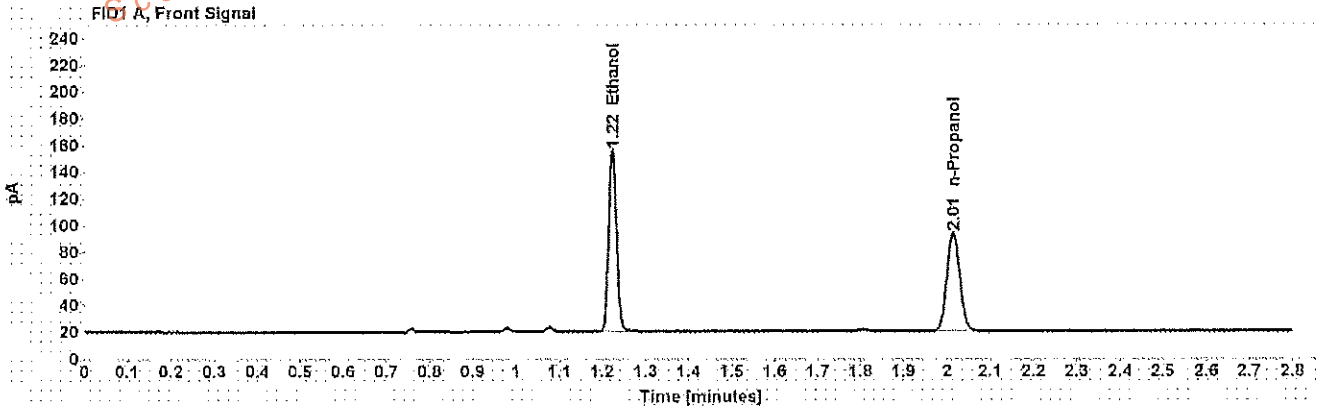


Table 1: FID 1 A (column DB-ALC1)

Compound	Amount (g/100mL)	Time (min)	Peak Area
>Ethanol	0.3104	1.224	173.836
n-Propanol	-----	2.014	150.669

Table 2: FID 2 B (column DB-ALC2)

Compound	Time (min)	Peak Area
Acetaldehyde	0.972	3.793
Ethanol	1.327	179.852
n-Propanol	2.345	155.628

Scottsdale Police Department Crime Lab Volatiles Analysis

Sample: [REDACTED]	Item number: 1141091
Injection date: 2/27/2017 7:43:43 PM	Vial: 52
Method: ethanol quant.M	Sequence: 27Feb17
Instrument: US14173023 CN14160045	Analyst: Adrian
Data file: C:\Chem32\11\Data\27Feb17\52.D	

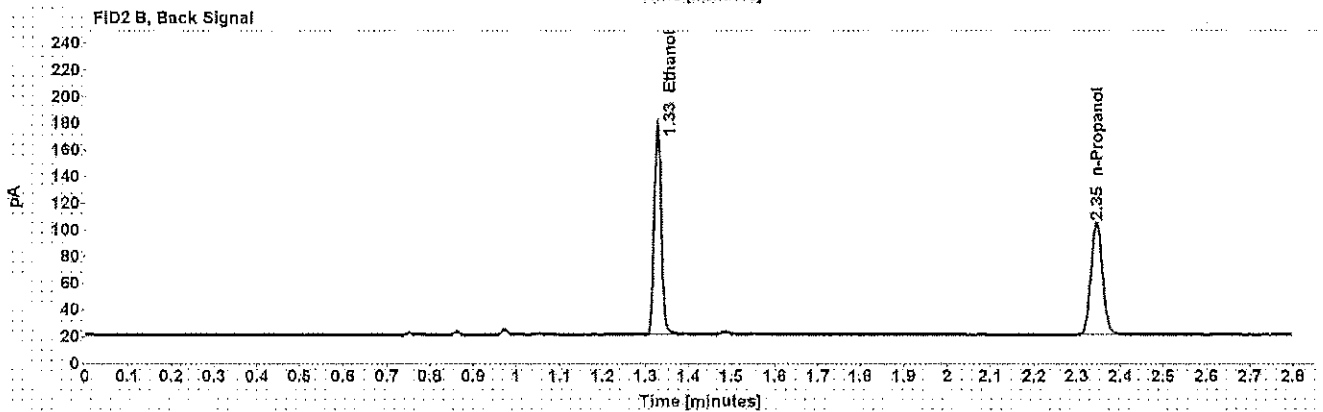
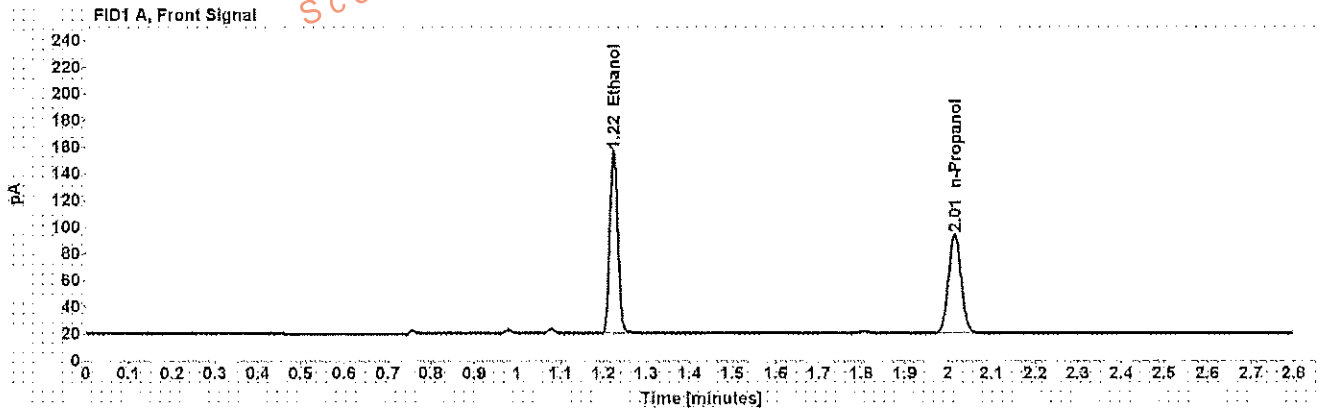


Table 1: FID 1 A (column DB-ALC1)

Compound	Amount (g/100mL)	Time (min)	Peak Area
>Ethanol	0.3119	1.224	175.284
n-Propanol	-----	2.015	151.190

Table 2: FID 2 B (column DB-ALC2)

Compound	Time (min)	Peak Area
Ethanol	1.327	181.302
n-Propanol	2.345	156.087

Scottsdale Police Department Crime Lab Volatiles Analysis

Sample: [REDACTED]	Item number: 1137537
Injection date: 2/27/2017 7:51:44 PM	Vial: 54
Method: ethanol quant.M	Sequence: 27Feb17
Instrument: US14173023 CN14160045	Analyst: Adrian
Data file: C:\Chem32\1\Data\27Feb17\54.D	

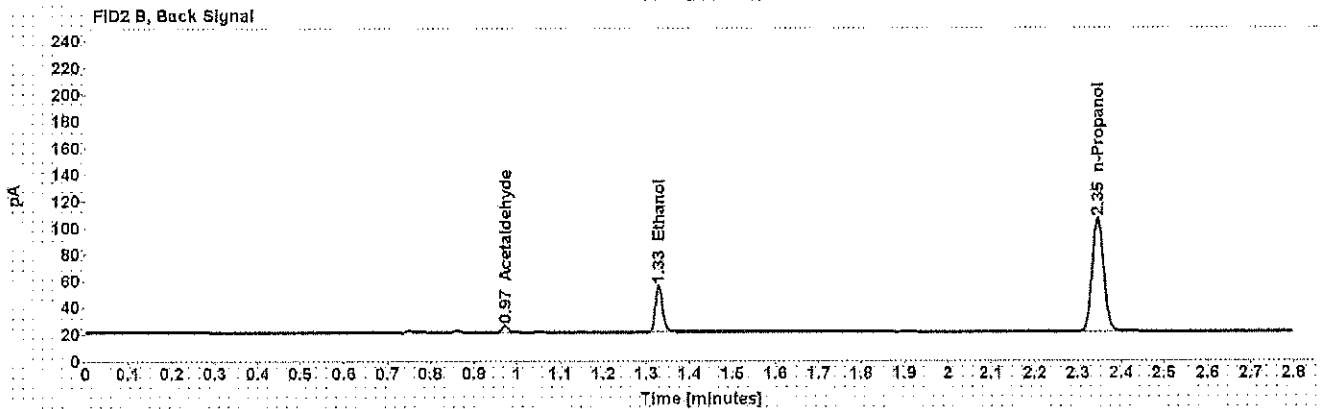
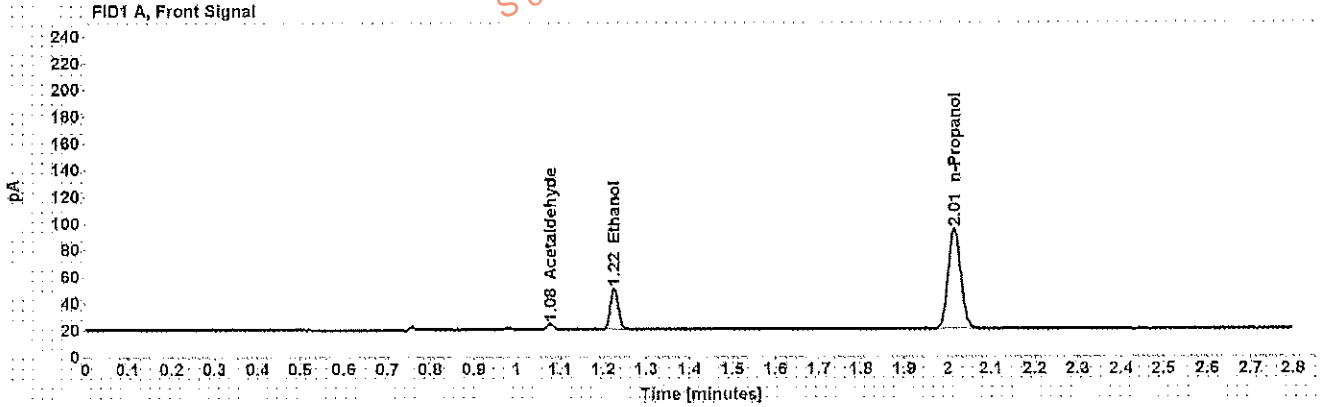


Table 1: FID 1 A (column DB-ALC1)

Compound	Amount (g/100mL)	Time (min)	Peak Area
Acetaldehyde	-----	1.078	4.415
>Ethanol	0.0693	1.225	39.285
n-Propanol	-----	2.015	153.504

Table 2: FID 2 B (column DB-ALC2)

Compound	Time (min)	Peak Area
Acetaldehyde	0.972	4.697
Ethanol	1.329	40.426
n-Propanol	2.345	158.508

Scottsdale Police Department Crime Lab Volatiles Analysis

Sample: [REDACTED]	Item number: 1137537
Injection date: 2/27/2017 7:56:59 PM	Vial: 55
Method: ethanol.quant.M	Sequence: 27Feb17
Instrument: US14173023 CN14160045	Analyst: Adrian
Data file: C:\Chem32\11Data\27Feb17\55.D	

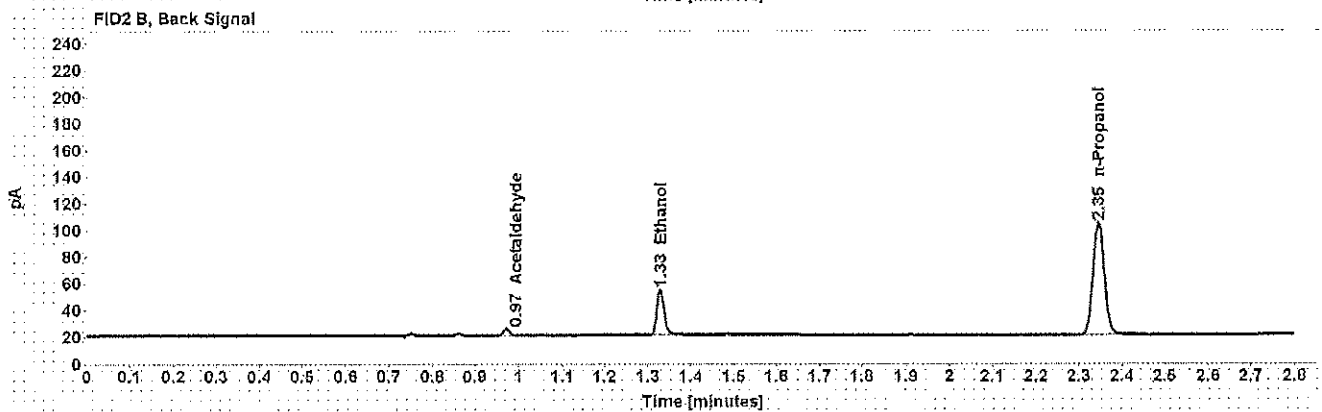
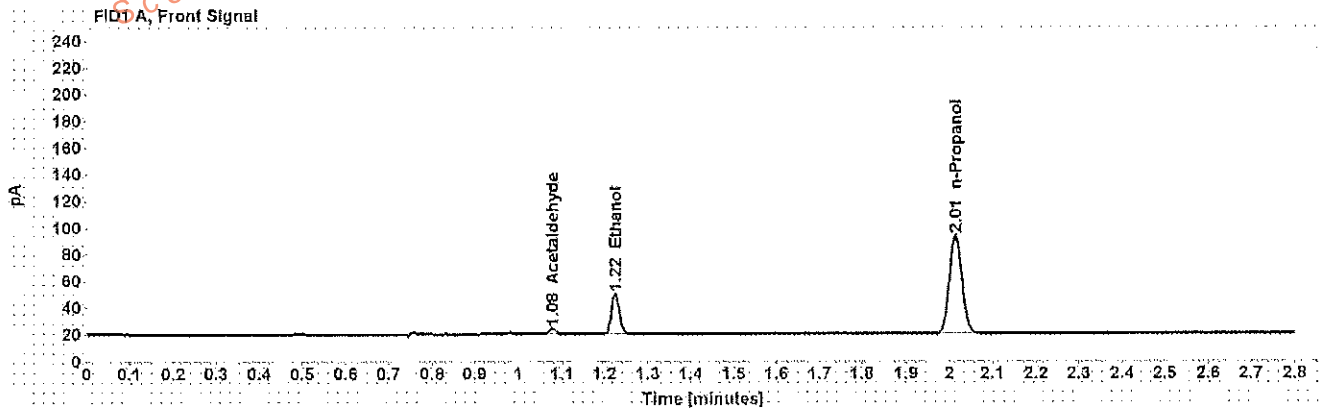


Table 1: FID 1 A (column DB-ALC1)

Compound	Amount (g/100mL)	Time (min)	Peak Area
Acetaldehyde	-----	1.078	4.425
>Ethanol	0.0696	1.225	38.680
n-Propanol	-----	2.015	150.420

Table 2: FID 2 B (column DB-ALC2)

Compound	Time (min)	Peak Area
Acetaldehyde	0.972	4.681
Ethanol	1.329	39.780
n-Propanol	2.346	155.278

Scottsdale Police Department Crime Lab Volatiles Analysis

Sample: [REDACTED]	Item number: 1141102
Injection date: 2/27/2017 7:59:59 PM	Vial: 56
Method: ethanol quant.M	Sequence: 27Feb17
Instrument: US14173023.CN14160045	Analyst: Adrian
Data file: C:\Chem3211\Data\27Feb17\56.D	

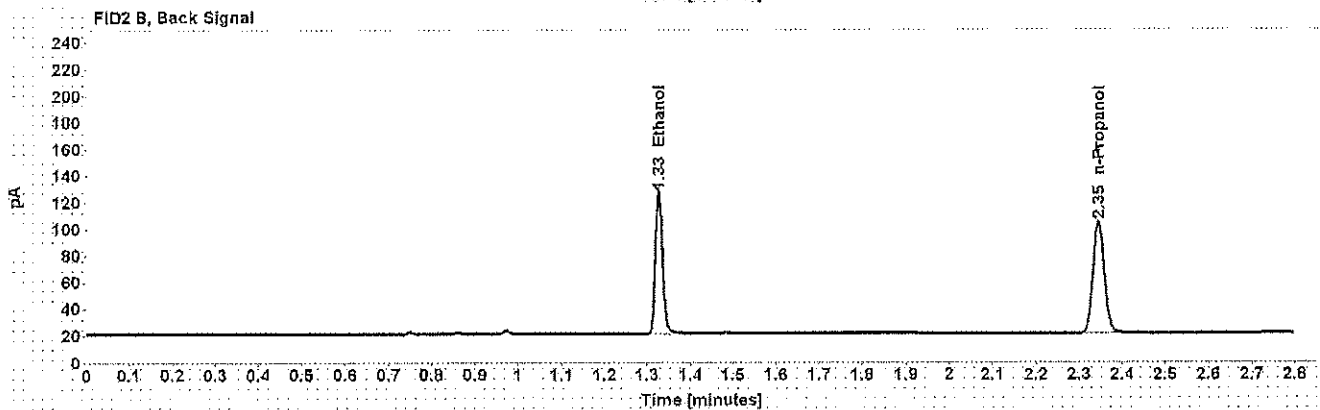
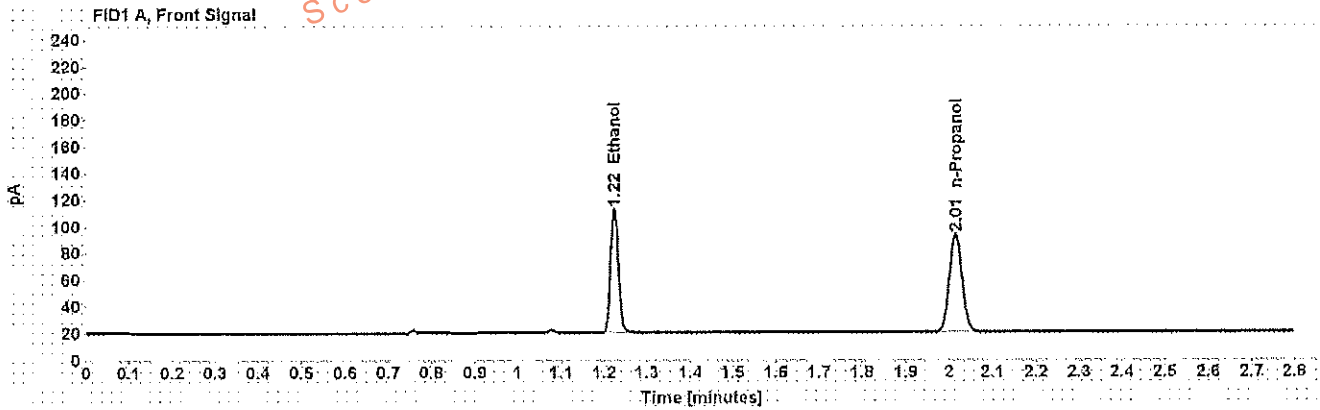


Table 1: FID 1 A (column DB-ALC1)

Compound	Amount (g/100mL)	Time (min)	Peak Area
>Ethanol	0.2131	1.224	119.144
n-Propanol	-----	2.014	150.532

Table 2: FID 2 B (column DB-ALC2)

Compound	Time (min)	Peak Area
Ethanol	1.327	123.220
n-Propanol	2.345	155.391

Scottsdale Police Department Crime Lab Volatiles Analysis

Sample: [REDACTED]	Item number: 1141102
Injection date: 2/27/2017 8:03:59 PM	Vial: 57
Method: ethanol quant.M	Sequence: 27Feb17
Instrument: US14173023 CN14160045	Analyst: Adrian
Data file: C:\Chem3211\Data\27Feb17\57.D	

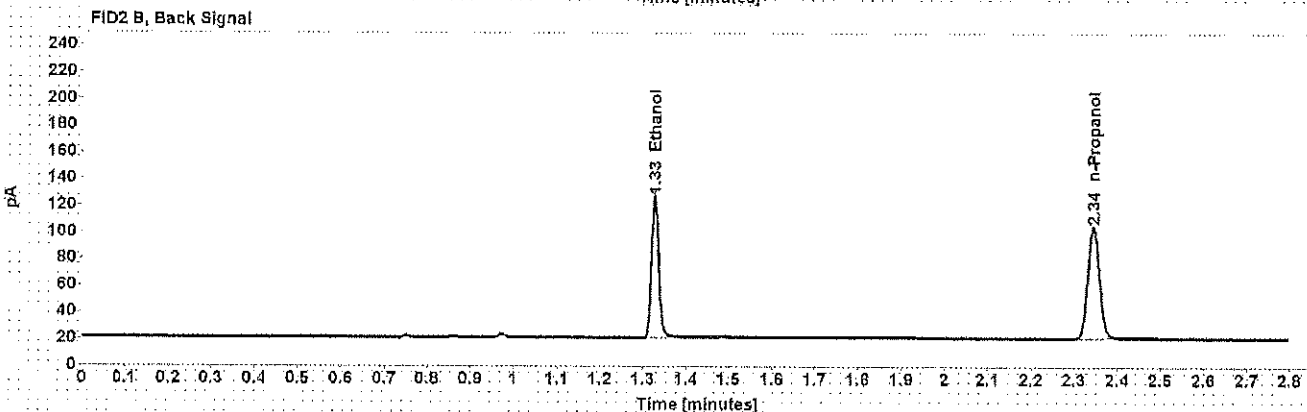
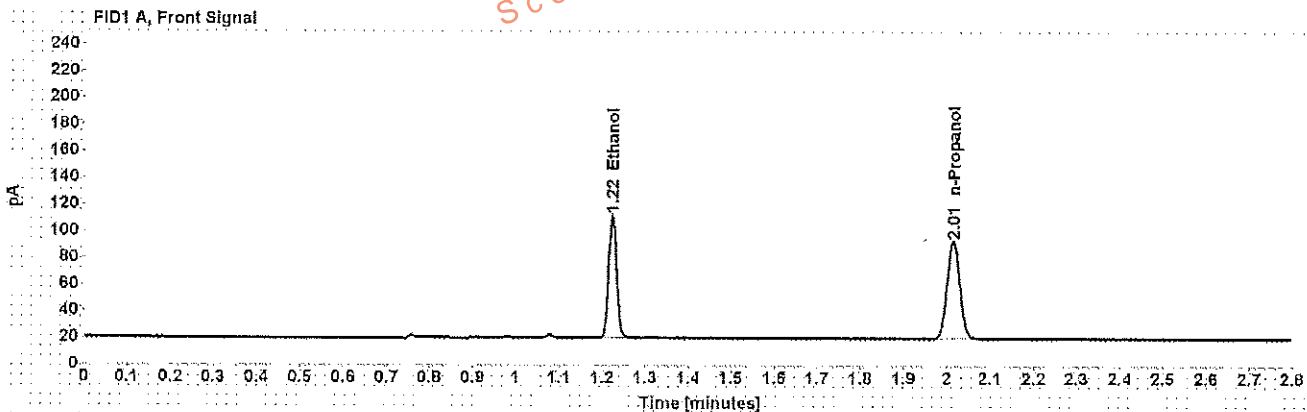


Table 1: FID 1 A (column DB-ALC1)

Compound	Amount (g/100mL)	Time (min)	Peak Area
>Ethanol	0.2123	1.224	118.553
n-Propanol	-----	2.014	150.366

Table 2: FID 2 B (column DB-ALC2)

Compound	Time (min)	Peak Area
Ethanol	1.327	122.523
n-Propanol	2.345	155.215

Scottsdale Police Department Crime Lab Volatiles Analysis

Sample: [REDACTED]	Item number: 1075535
Injection date: 2/27/2017 8:07:59 PM	Vial: 58
Method: ethanol quant M	Sequence: 27Feb17
Instrument: US14173023 CN14160045	Analyst: Adrian
Data file: C:\Chem32\11Data\27Feb17\58.D	

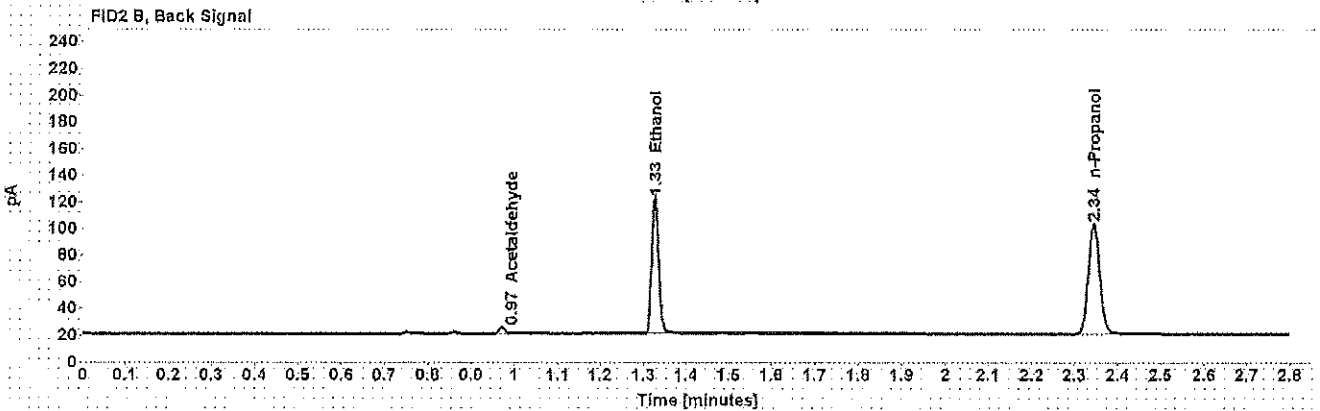
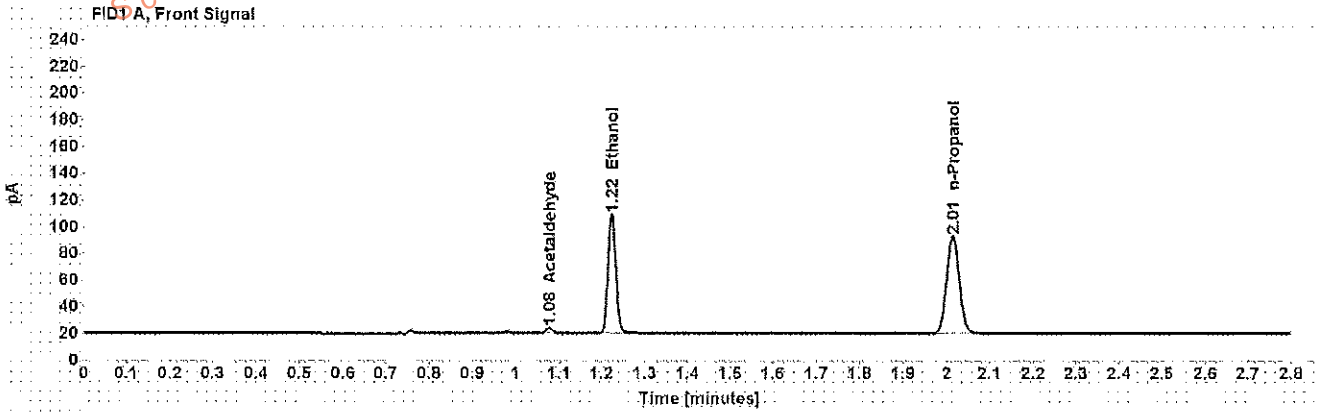


Table 1: FID 1 A (column DB-ALC1)

Compound	Amount (g/100mL)	Time (min)	Peak Area
Acetaldehyde	-----	1.078	4,006
>Ethanol	0.2077	1.224	114,542
n-Propanol	-----	2.014	148,525

Table 2: FID 2 B (column DB-ALC2)

Compound	Time (min)	Peak Area
Acetaldehyde	0.972	4,294
Ethanol	1.327	118,410
n-Propanol	2.345	153,622

Scottsdale Police Department Crime Lab Volatiles Analysis

Sample: [REDACTED]	Item number: 1075535
Injection date: 2/27/2017 8:11:59 PM	Vial: 59
Method: ethanol quant.M	Sequence: 27Feb17
Instrument: US14173023.CN14160045	Analyst: Adrian
Data file: C:\Chem3211\Data\27Feb17\59.D	

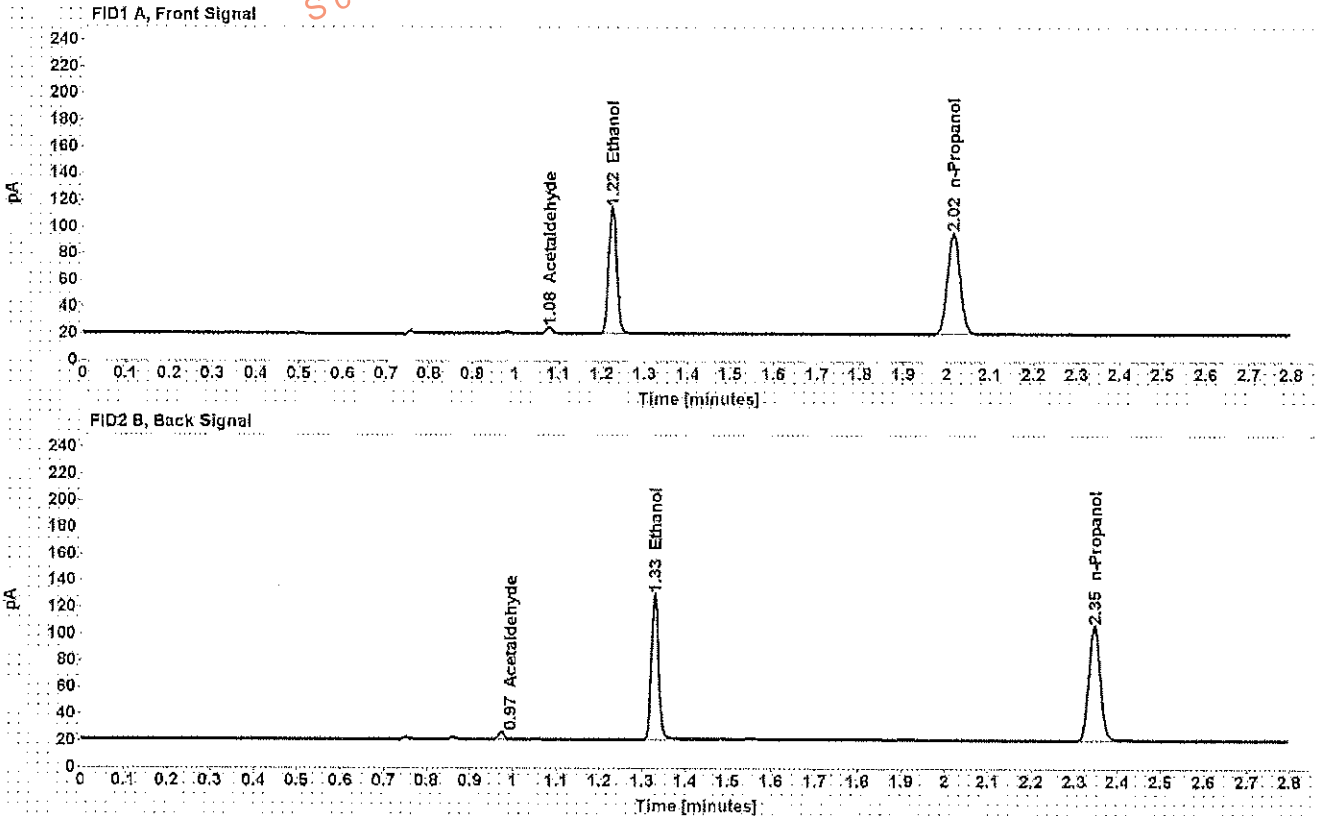


Table 1: FID 1 A (column DB-ALC1)

Compound	Amount (g/100mL)	Time (min)	Peak Area
Acetaldehyde	-----	1.078	4.638
>Ethanol	0.2119	1.225	121.681
n-Propanol	-----	2.015	154.636

Table 2: FID 2 B (column DB-ALC2)

Compound	Time (min)	Peak Area
Acetaldehyde	0.973	4.920
Ethanol	1.328	125.869
n-Propanol	2.346	159.967

Scottsdale Police Department Crime Lab Volatiles Analysis

Sample: [REDACTED]	Item Number: 1138807
Injection date: 2/27/2017 8:15:59 PM	Vial: 60
Method: ethanol quant.M	Sequence: 27Feb17
Instrument: US14173023 CN14160045	Analyst: Adrian
Data file: C:\Chem32\11Data\27Feb17\60.D	

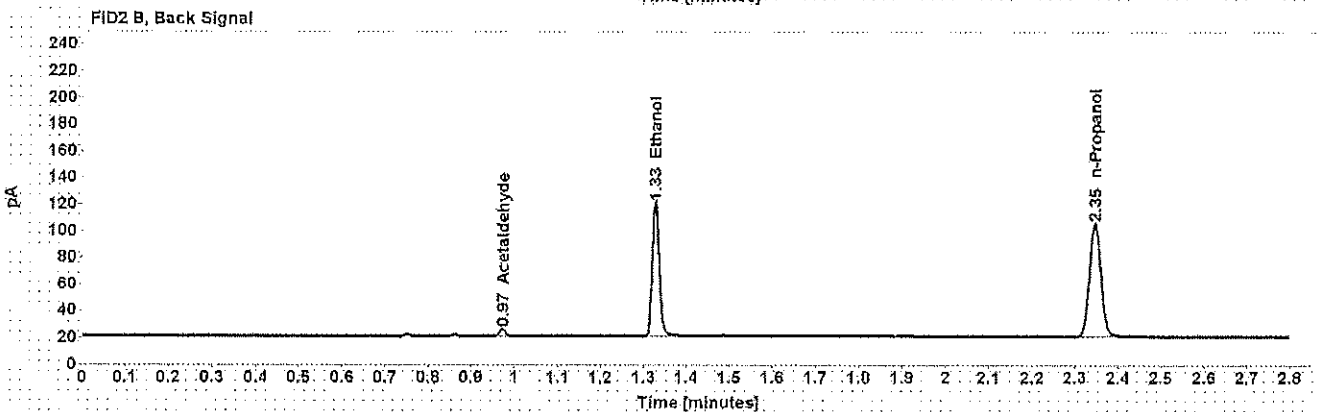
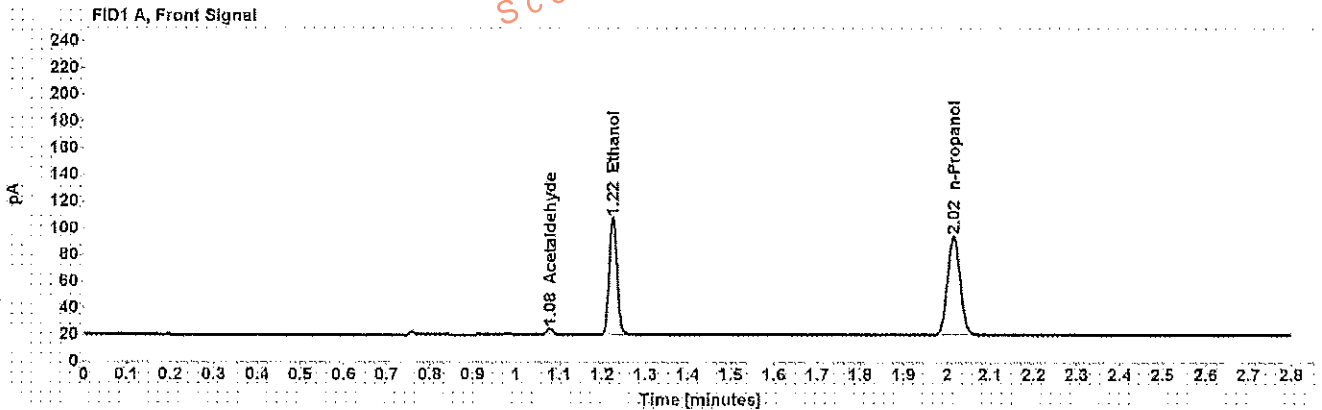


Table 1: FID 1 A (column DB-ALC1)

Compound	Amount (g/100mL)	Time (min)	Peak Area
Acetaldehyde	-----	1.078	4.573
>Ethanol	0.1993	1.225	112.539
n-Propanol	-----	2.015	152.039

Table 2: FID 2 B (column DB-ALC2)

Compound	Time (min)	Peak Area
Acetaldehyde	0.973	4.840
Ethanol	1.328	116.137
n-Propanol	2.346	156.880

Scottsdale Police Department Crime Lab Volatiles Analysis

Sample: [REDACTED]	Item number: 1138807
Injection date: 2/27/2017 8:20:14 PM	Vial: 61
Method: ethanol quant M	Sequence: 27Feb17
Instrument: US14173023.GM14160045	Analyst: Adrian
Data file: C:\Chem32\11\Data\27Feb17\61.D	

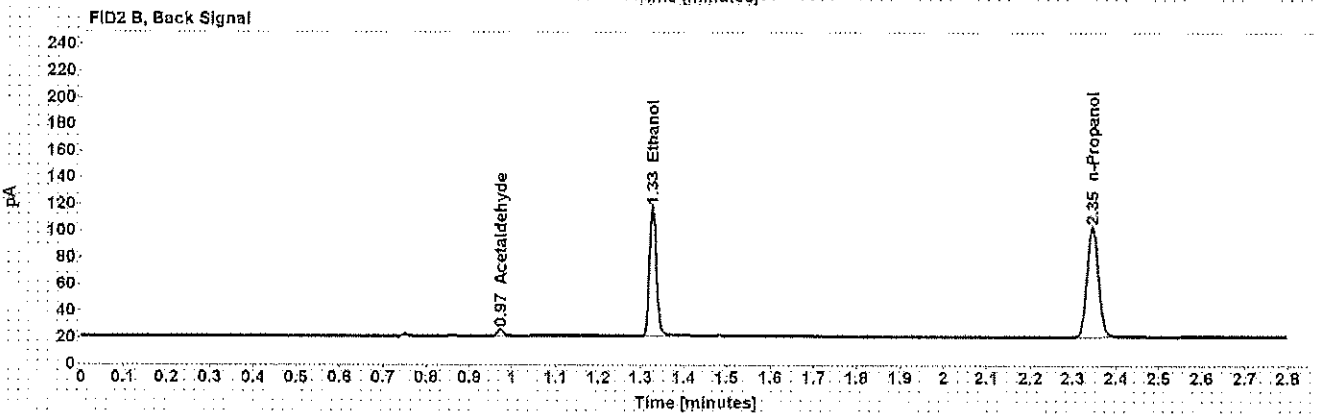
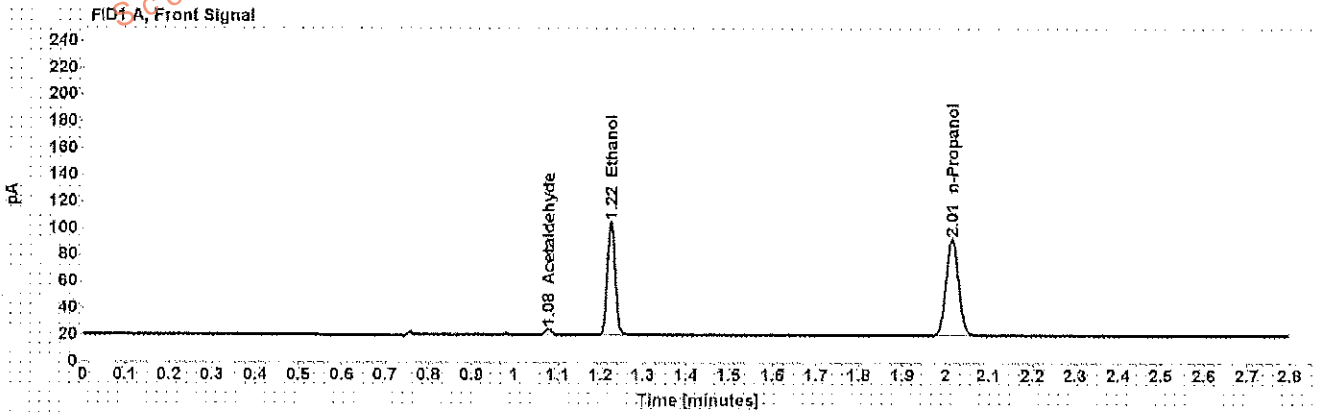


Table 1: FID 1 A (column DB-ALC1)

Compound	Amount (g/100mL)	Time (min)	Peak Area
Acetaldehyde	-----	1.078	4.558
>Ethanol	0.1973	1.224	108.960
n-Propanol	-----	2.015	148.706

Table 2: FID 2 B (column DB-ALC2)

Compound	Time (min)	Peak Area
Acetaldehyde	0.972	4.819
Ethanol	1.327	112.601
n-Propanol	2.345	153.528