



VOLUME THREE

**CAPITAL
IMPROVEMENT
PLAN**

**City of Scottsdale
FY 2021/22 Budget**

Adopted FY 2021/22 Budget

City of Scottsdale, Arizona

Volume Three

Capital Improvement Plan



City Council

David D. Ortega, Mayor
Betty Janik, Vice Mayor
Tammy Caputi
Tom Durham
Kathy Littlefield
Linda Milhaven
Solange Whitehead

Administrative Staff

Jim Thompson, City Manager	Amy Foster, Systems Integrator
Sonia Andrews, City Treasurer	Alan Lothson, Sys. Integration Supervisor
Bill Murphy, Assistant City Manager	Megan Lynn, Sr. Budget Analyst
Brent Stockwell, Assistant City Manager	Keith Marquis, Sr. Budget Analyst
Judy Doyle, Budget Director	Rennie Melarkey, Budget Analyst
Sylvia Dlott, CIP Budget Manager	Adam Samuels, Sr. Budget Analyst
Ana Lia Johnson, Operating Budget Manager	

FY 2021/22 Adopted Budget – Volume Three

Capital Improvement Plan

Overview

Definition of CIP Projects	1
Recurring Capital Maintenance Projects.....	2
CIP Review Process	2

Funding

Source of Funds	6
Use of Funds	12
Financial Summary & Five-Year Financial Forecast.....	18

Project Lists

Alphabetical.....	23
By Division.....	36
By Program.....	49

CIP Operating Impacts

CIP Operating Impacts	63
-----------------------------	----

Community Facilities

Program Description	71
Library/Library Improvements.....	74
Neighborhood & Community.....	75
Parks/Park Improvements	90

Drainage/Flood Control

Program Description	105
Drainage/Flood Control.....	106

Preservation

Program Description	113
Preservation/Preservation Improvements.....	114

Public Safety

Program Description	119
Fire Protection.....	121
Police.....	129

Service Facilities

Program Description	141
---------------------------	-----

Municipal Facilities/Improvements..... 144
Technology Improvements 157

Transportation

Program Description 175
Aviation/Aviation Improvements..... 180
Streets/Street Improvements..... 188
Traffic/Traffic Reduction..... 221
Transit/Transit Improvements 226

Water Management

Program Description 241
Wastewater Improvements 244
Water Improvements..... 256

Appendix

Budget Adoption Ordinance 284
Property Tax Levy Ordinance 302
Acronyms 304
Glossary 309

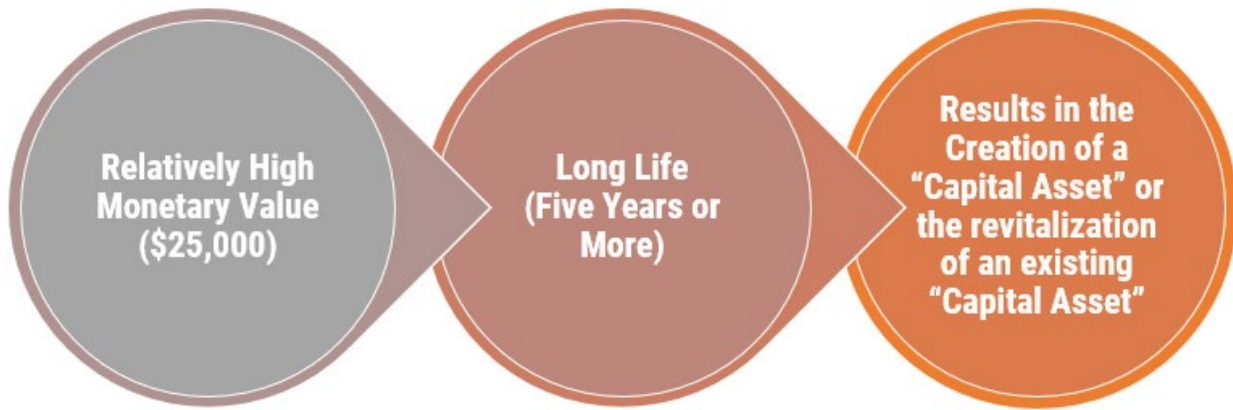


LIBRARY

Scottsdale Civic Center Library
Courtesy of Scottsdale Public Library

The **Capital Improvement Plan (CIP)** authorizes and provides the basis for control of expenditures for the acquisition of significant city assets and construction of all capital facilities. A five-year CIP is developed and updated annually, including anticipated funding sources. Under state law, budget appropriations lapse at the end of the fiscal year. As part of the annual budget development process the city must re-budget the appropriations until the project is complete and capitalized. Additionally, the City of Scottsdale follows the Government Finance Officers Association (GFOA) multi-year capital planning recommended practice.

Definition of CIP Projects



Includes



In general, automotive and other rolling stock, personal computers, and other equipment not attached to or part of new facilities are not included as a CIP project. The exception to this is when the aggregate dollar amount of all the items are of a significant enough value that they are grouped together and considered a single capital project.

Recurring Capital Maintenance Projects

Recurring capital maintenance projects reflect the recurring capital expenditure needs required to preserve or replace existing city assets due to wear and tear. These projects include budget appropriation for the first year of the five-year plan and a forecast for the following four years. These projects are reviewed and evaluated as part of the annual budget development process. The desired goal is to close out the projects within one year. The first year's appropriation may be carried forward into the next fiscal year if and when the project requires more time for completion. The recurring capital maintenance projects are assigned a project number with the prefix "Y".

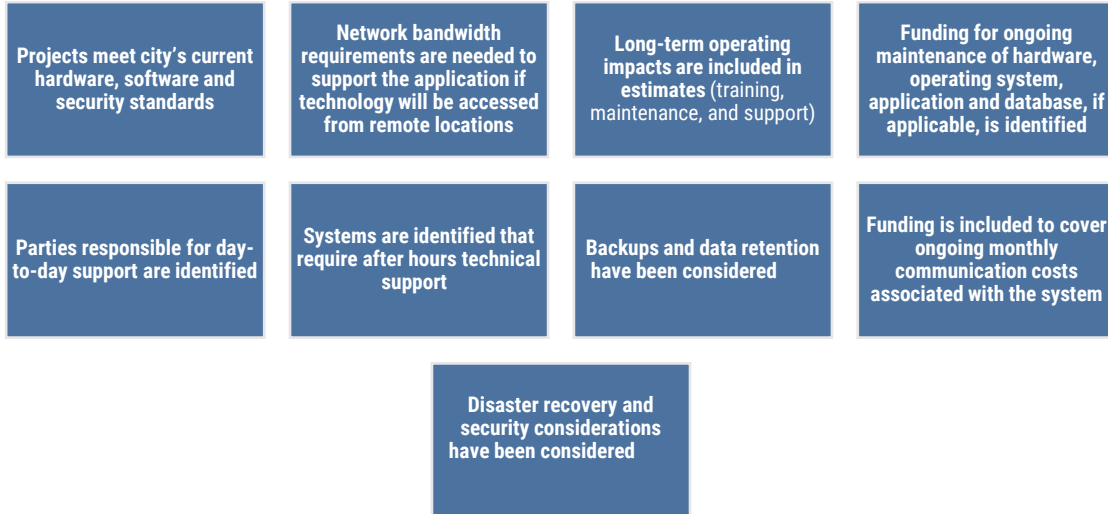
Each division is required to submit new funding requests to the City Treasurer Division, who then compiles the information for the applicable CIP review team. If the review teams have questions concerning a request, the divisions are asked to provide input and feedback to assist the review team in prioritizing the projects against all city needs.

CIP Review Process - The City of Scottsdale traditionally uses three cross-divisional CIP Review Teams; for construction related projects, transportation related projects and technology related projects. However, the FY 2021/22 budget development process was streamlined due to COVID-19 and the teams did not convene. The practice will be renewed next fiscal year.

The *Construction Review Team* and *Transportation Review Team* consist of individuals from a variety of divisions and professional disciplines to review project submissions and ensure that:

- Projects are scoped properly** (a building has Americans with Disabilities Act (ADA) access, includes telephones, computers, etc.)
- Infrastructure components are coordinated** (a waterline is installed at the same time as a roadway improvement at a specific location)
- Long-term operating impacts are included in estimates** (staffing, utility and maintenance costs are considered)
- Timeframes for construction activity and cash flow requirements are realistic**
- Projects are coordinated geographically** (i.e., no more than one north/south major thoroughfare is restricted at a time)
- Project costs are reviewed to determine adequacy of the budget and appropriate funding sources**

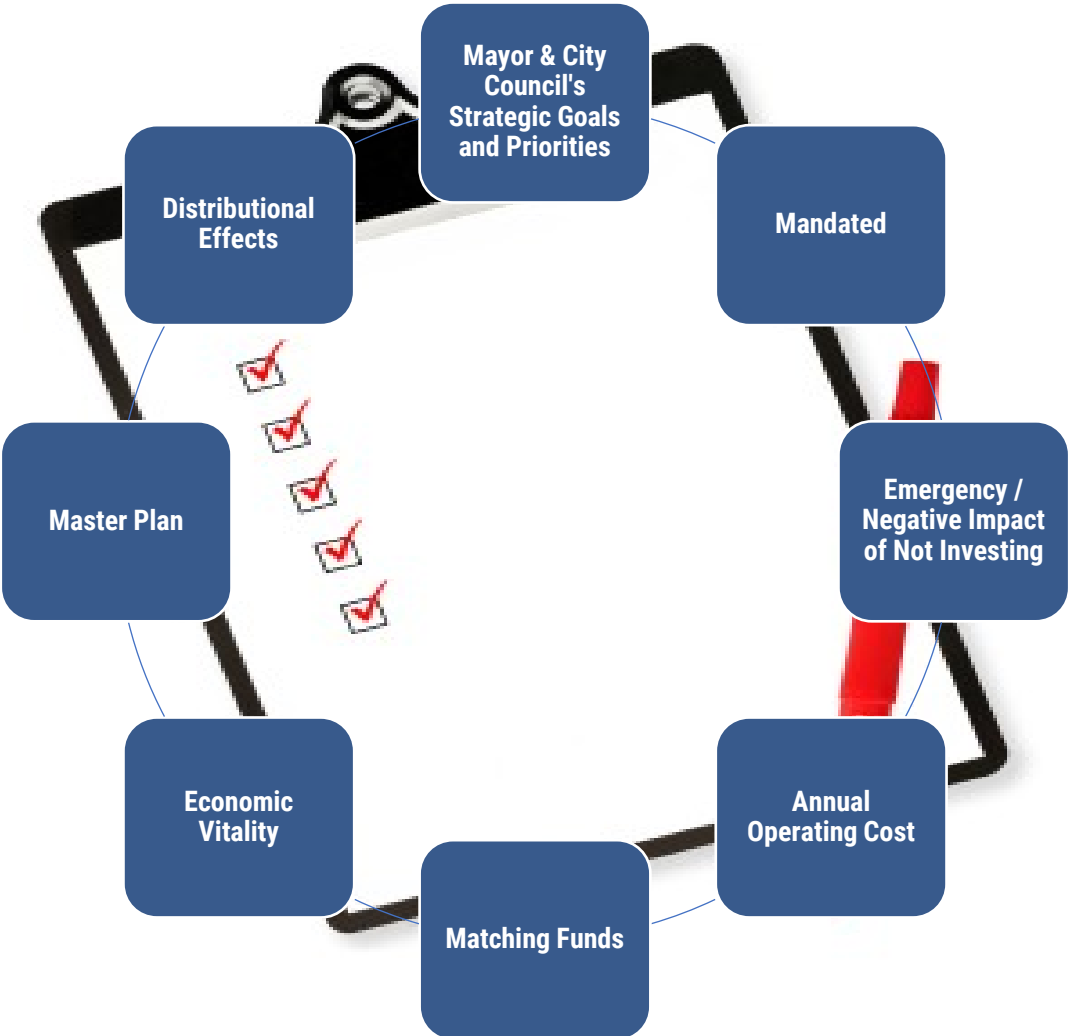
The *Technology Review Team* includes individuals from a variety of divisions to review technology project submissions and ensure that:



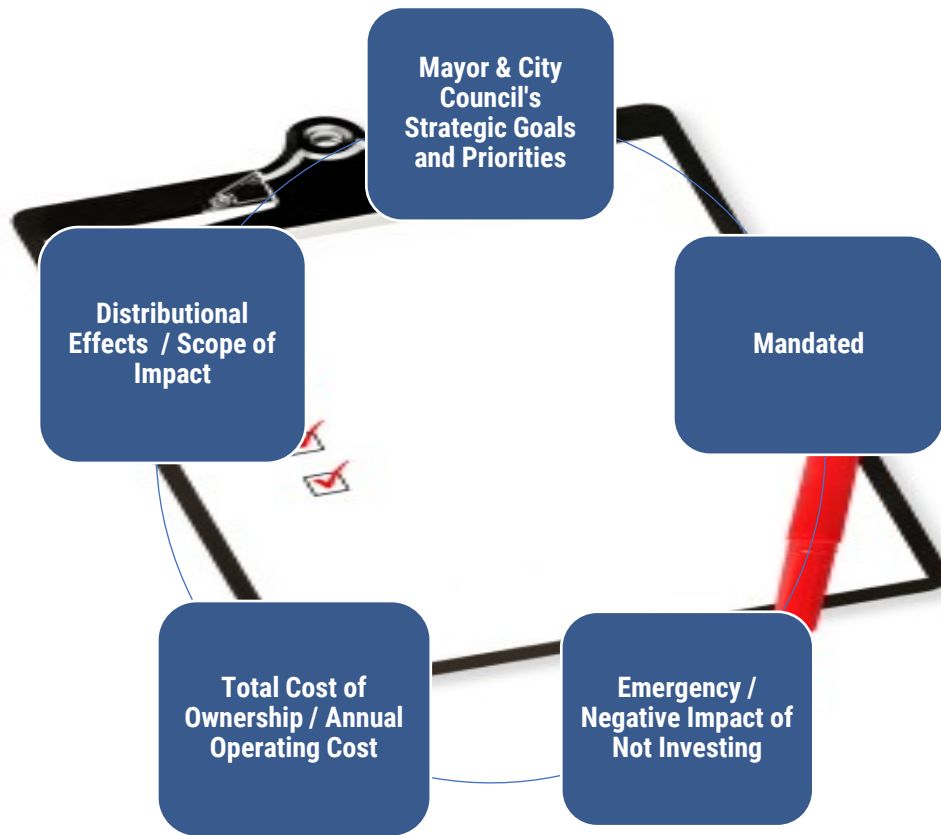
While these illustrations are not exhaustive, they provide excellent examples of the value added through project review by cross-divisional teams.

The CIP review teams prioritize the projects based on City Council's broad goals, division priorities, anticipated funding sources, and recommended practices from GFOA and the International City/County Management Association (ICMA).

Prioritization Criteria for Construction Projects



Prioritization Criteria for Technology Projects



Capital Management Review Committee

The Construction and Technology Review Teams forward their prioritization results to the Capital Management Review Committee (CMRC) for the next phase of review. This group includes senior management members who provide an enterprise-wide view for synergy and priority while balancing project requests against known City Council objectives. The CMRC makes funding recommendations to the full City Council. These and the five-year CIP plan are discussed at public hearings prior to budget adoption.



Triangle Building

Courtesy of the Scottsdale Historical Society and Scottsdale Public Library

The Capital Improvement Plan (CIP) uses funding from prior year carryovers. Prior year carryovers are “blended” funding from various funding sources. For FY 2021/22 – 2025/26 the funding includes carryovers from the 2015 and 2019 General Obligation (G.O.) Bonds, and Municipal Property Corporation (MPC) Bonds for Water and Stormwater projects. These provide the bond-funded portion of the plan, which is approximately 20 percent of the CIP funding in FY 2021/22 – 2025/26. Approximately 28 percent of Scottsdale’s FY 2021/22 – 2025/26 CIP is funded with Enterprise and Preservation funding, and approximately 53 percent is funded by “pay-as-you-go” revenues, which include dedicated sales tax revenues and contributions from fund balance transfers. The three percentages listed indicate that the FY 2021/22 – 2025/26 CIP follows Financial Policy No. 24, which states that pay-as-you-go Capital Improvement Plan financing should account for a minimum of 25 percent of all capital improvement projects, excluding Preservation and Enterprise for each five-year planning period. Pay-as-you-go financing is defined as all sources of revenue other than city debt issuance. The pie chart at the end of this section represents funding source percentages for FY 2021/22 – 2025/26.

Funding sources for the CIP are presented on a cash flow basis. These revenue sources are presented in the period that the revenue is expected to be collected. Funding sources include estimated balances on hand at the beginning of the period as well as revenue expected to be received during the period or in future periods, i.e. bond issuances. Because revenue is presented on a cash basis, pay-as-you-go funding sources do not equal budgeted expenditures in each period, which sometimes creates a fund deficit for project expenditures in subsequent years.

All potential capital funding resources are evaluated to ensure equity of funding for the CIP. The measure of whether equity is achieved is if the beneficiaries of a project or service pay for it. For example, general tax revenues and/or G.O. Bonds appropriately pay for projects that benefit the general public. User fees, development fees, and/or contributions pay for projects that benefit specific users. Other factors considered when funding the capital plan are whether the financing method provides funding when needed and the financial costs associated with the funding source. The following summarizes the funding sources for the CIP.

Revenues

Bond Proceeds

General Obligation (G.O.) Bonds are bonds secured by the full faith and credit of the issuer. G.O. Bonds issued by local units of government are secured by a pledge of the issuer’s property taxing power (secondary portion). They are usually issued to pay for general capital improvements such as new neighborhood parks, new parking structures and the expansion of a public safety training facility.

On November 5, 2019 Scottsdale voters approved the Bond 2019 program that includes three questions containing 58 projects, totaling \$319.0 million. The projects forecasted to be implemented in the next five years are included in the FY 2021/22 – 2025/26 CIP.

Bond 2019 Program - 3 Questions	Projects	Amount (millions)
1 Parks, Recreation and Senior Services	14	\$112.6
2 Community Spaces and infrastructure	20	\$112.3
3 Public Safety and Technology	24	\$94.1
	58	\$319.0

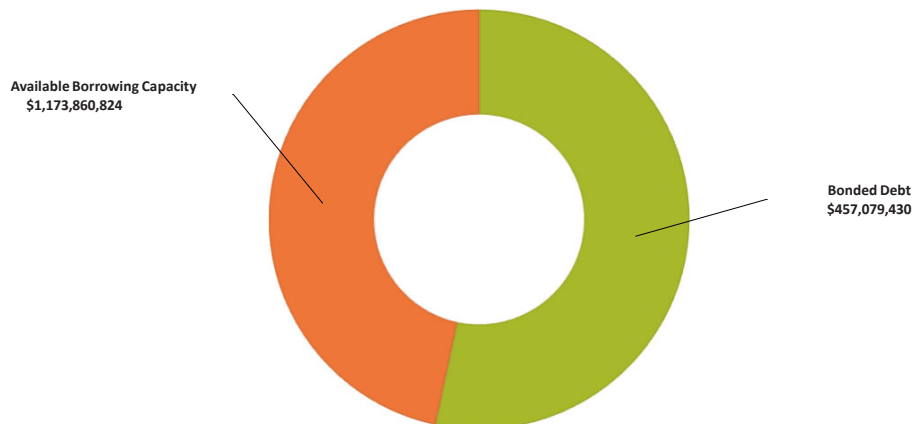
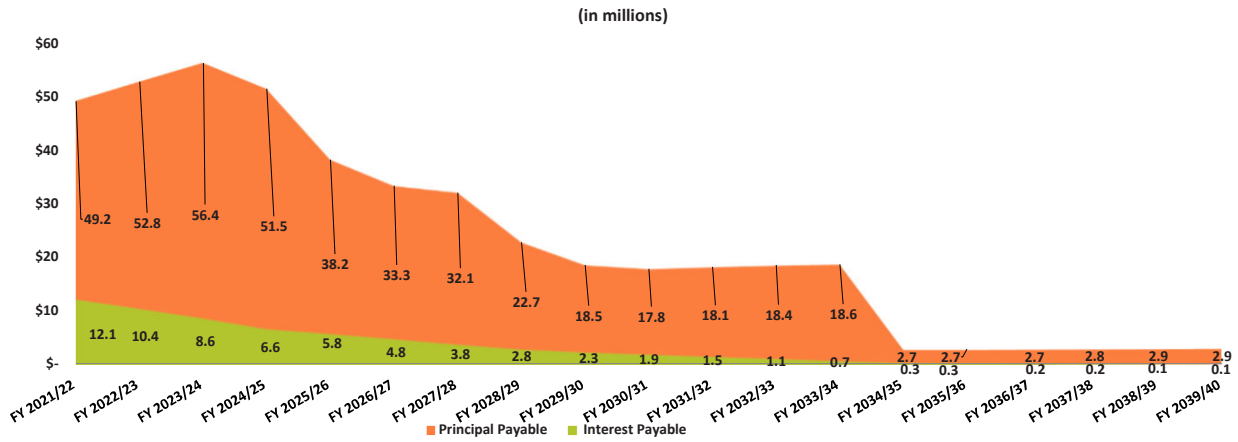
General Obligation Bond Capacity Available as of June 30, 2021

Under Arizona Constitution Article IX, section 8 (amended by Proposition 104 in 2006), cities may issue General Obligation Bonds for streets and transportation facilities, public safety, law enforcement, fire and emergency services facilities, water, water reclamation, artificial light, acquisition and development of land for open space preserves, parks, playgrounds and recreation facilities up to an amount not exceeding 20 percent of secondary assessed value. Cities may also issue General Obligation Bonds for all other general purposes not included in the 20 percent debt margin category up to an amount not exceeding six percent of the secondary assessed value.

Outstanding General Obligation Bonds Subject to 20 Percent Limit as of June 30, 2021

Maturity Date	Principal Payable	Interest Payable	Fiscal Total
FY 2021/22	49,193,970	12,146,626	61,340,596
FY 2022/23	52,823,180	10,387,834	63,211,014
FY 2023/24	56,352,390	8,599,551	64,951,941
FY 2024/25	51,505,960	6,618,040	58,124,000
FY 2025/26	38,229,520	5,758,950	43,988,470
FY 2026/27	33,332,450	4,796,210	38,128,660
FY 2027/28	32,055,370	3,774,841	35,830,211
FY 2028/29	22,748,290	2,847,784	25,596,074
FY 2029/30	18,500,570	2,294,223	20,794,793
FY 2030/31	17,781,570	1,887,832	19,669,402
FY 2031/32	18,128,850	1,482,802	19,611,652
FY 2032/33	18,449,990	1,090,461	19,540,451
FY 2033/34	18,605,480	714,724	19,320,204
FY 2034/35	2,650,980	319,966	2,970,946
FY 2035/36	2,700,840	271,676	2,972,516
FY 2036/37	2,746,330	221,339	2,967,669
FY 2037/38	2,796,830	169,011	2,965,841
FY 2038/39	2,856,680	114,455	2,971,135
FY 2039/40	2,907,180	58,144	2,965,324
Total	444,366,430 ^(a)	63,554,468	507,920,898

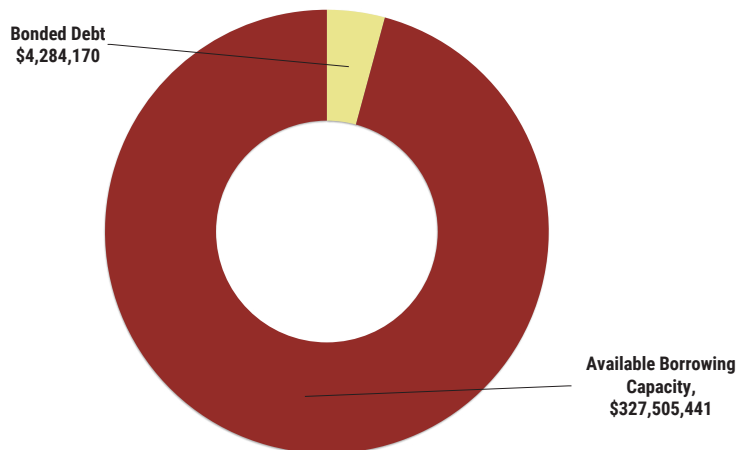
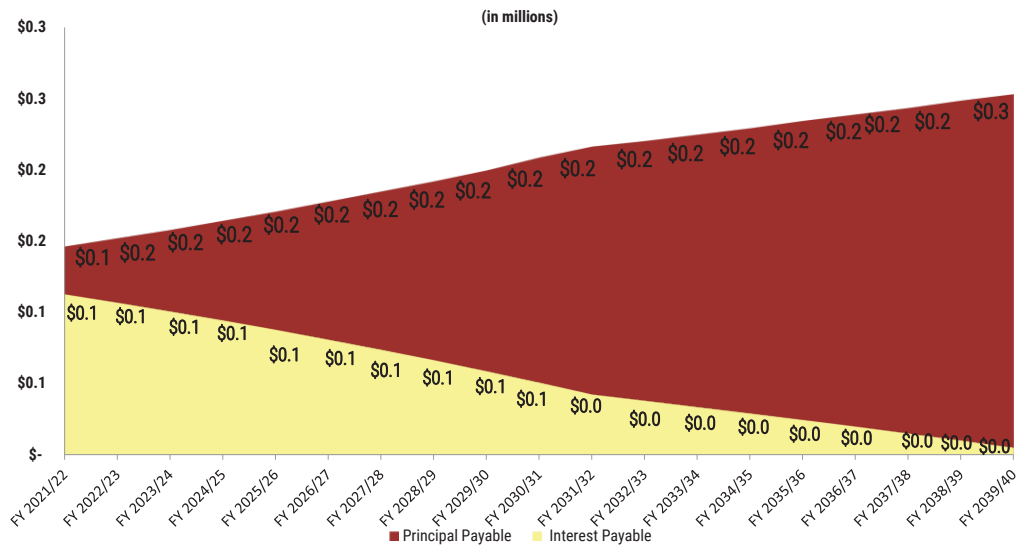
^(a) Amount does not include \$12,713,000 of excess premium which counts against the 20 percent threshold but is not considered GO Bond Debt.



Outstanding General Obligation Bonds Subject to 6 Percent Limit as of June 30, 2021

Maturity Date	Principal Payable	Interest Payable	Fiscal Total
FY 2021/22	146,030	112,206	258,236
FY 2022/23	151,820	106,365	258,185
FY 2023/24	157,610	100,292	257,902
FY 2024/25	164,040	93,988	258,028
FY 2025/26	170,480	87,426	257,906
FY 2026/27	177,550	80,607	258,157
FY 2027/28	184,630	73,505	258,135
FY 2028/29	191,710	66,120	257,830
FY 2029/30	199,430	58,451	257,881
FY 2030/31	208,430	50,474	258,904
FY 2031/32	216,150	42,137	258,287
FY 2032/33	220,010	37,814	257,824
FY 2033/34	224,520	33,414	257,934
FY 2034/35	229,020	28,923	257,943
FY 2035/36	234,160	24,343	258,503
FY 2036/37	238,670	19,660	258,330
FY 2037/38	243,170	14,886	258,056
FY 2038/39	248,320	10,023	258,343
FY 2039/40	252,820	5,056	257,876
Total	3,858,570 ^(a)	1,045,688	4,904,258

(a) Amount does not include \$425,600 of excess premium which counts against the 6 percent threshold but is not considered GO Bond Debt.



Municipal Property Corporation (MPC) Bonds Stormwater represents bonds issued by the Municipal Property Corporation (MPC), a non-profit corporation established to issue bonds to fund city capital improvements. The debt incurred by the corporation is a city obligation and does not require voter approval. For FY 2021/22, the pledged revenue stream is Stormwater Fees to finance the repayment of MPC debt. Examples of other pledged revenue streams for MPC Bonds may include Water Rates, and Tourism Development Funds.

Charges for Services/Other

Intergovernmental Funds represents amounts paid by other organizations for capital projects through intergovernmental agreements (IGAs) and include the Maricopa County Flood Control District (MCFCD), the Salt River Pima-Maricopa Indian Community (SRPMIC) and the Maricopa Association of Governments (MAG). MAG administers the Proposition 400 revenues received from the 2004 voter approved 20-year extension of a half-cent transportation sales tax in Maricopa County that was first approved in 1985 to fund freeway construction. MAG also manages various types of federal transit funding.

Other Revenue

Grants Fund represent revenues received from federal or state sources. Most grants require a matching funding source with the percentage of the match dependent on grant requirements. The funding is restricted in use to the improvements requested and approved in the grant application.

Taxes - Local

Transportation Sales Tax (0.10%) represents revenues received from the 2018 voter approved 0.10 percent sales tax on local retail and other sales for a period of ten years. Per the city's Financial Policy No. 26A this revenue is restricted to fund transportation improvements.

Utilities & Enterprises

Utilities & Enterprises funding represents revenues from several sources (water and wastewater development, reclaimed water distribution, etc.) that are aggregated for reporting purposes.

Interest Earnings

Interest Earnings represents interest earnings on cash balances on hand in the various funds under the Capital Improvement Program.

Building Permit Fees & Charges

In-Lieu Fees represent compensatory fees paid in lieu of parking and stormwater requirements established by the city.

Transfers In

Enterprises Fund

Water and Water Reclamation Rates are utility bill revenues received from the sale of domestic water and the fees collected for the disposal of sanitary sewer waste from customers within the city. Water and water reclamation operating revenues in excess of operating expenditures are transferred to the CIP to fund water and water reclamation capital improvement projects.

Aviation Fees represent fee revenues received from users of the city's municipal airport and related facilities. Fees paid include transient landing fees, tie down fees, hangar fees, etc.

Solid Waste Rates represent utility bill revenues received for the collection and disposal of solid waste from residential and commercial customers.

Internal Service Fund

Risk Management Fund represent revenues from the Self Insurance fund (Property and Workers Comp).

Fleet Fund represents revenues from the city's Fleet Rates. Per Financial Policy No. 12 is restricted to use for improvements to facilities providing maintenance services to the city's rolling stock, the replacement of rolling stock, and the administration of the program.

General Fund

General Fund represents the transfer of cash from the General Fund to fund the "pay-as-you-go" (PAYGO) contributions from general revenues for capital projects that do not have a dedicated funding source. The General Fund transfer of cash to the CIP is considered and approved by the City Council each fiscal year and complies with the city's Financial Policy No. 17 that states it will be at a minimum: 1) 25 percent of construction privilege (sales) tax revenues; 2) 100 percent of net interest income in excess of \$1.0 million; and 3) half of the 1.1 percent sales tax collected on food for home consumption. The latter will then be reduced by 16.7 percent each subsequent year until the transfer is \$0.

Special Revenue Fund

Preservation Sales Tax Fund represents revenues received from the 1995 voter approved 0.2 percent sales tax on local retail and other sales dedicated to the purpose of acquiring land for the McDowell Sonoran Preserve and revenues received from the 2004 voter approved 0.15 percent sales tax on local retail and other sales dedicated to purpose of acquiring land and constructing essential preserve related necessities such as proposed trailheads for the McDowell Sonoran Preserve.

Special Programs funding represents revenues from dedicated funding sources and donations earmarked for specific purposes (i.e., Court Enhancement Fund (CEF), Forensic Science IGA, Library Gifts Memorial Fund, Rassner Endowment Distribution and Racketeer Influenced and Corrupt Organizations Act (RICO) Funds).

Stormwater Fee is a \$3.95 monthly user fee to protect the health, safety and welfare of the public from the impacts of flooding and dedicated to fund stormwater related capital projects.

Tourism Development Fund represents revenues received from the voter approved transient lodging (bed) tax of five percent on hotel and motel room rentals, and short-term rentals, in addition to sales tax. Tourism development revenue is transferred to the CIP when City Council approves using it as a funding source for specific capital projects.

Transportation Sales Tax (0.20%) represents revenues received from the 1989 voter approved 0.2 percent sales tax on local retail and other sales. Per the city's Financial Policy No. 26, no more than 50 percent of the privilege (sales) tax revenue for transportation improvements will be allocated to transportation improvement operating expenses.

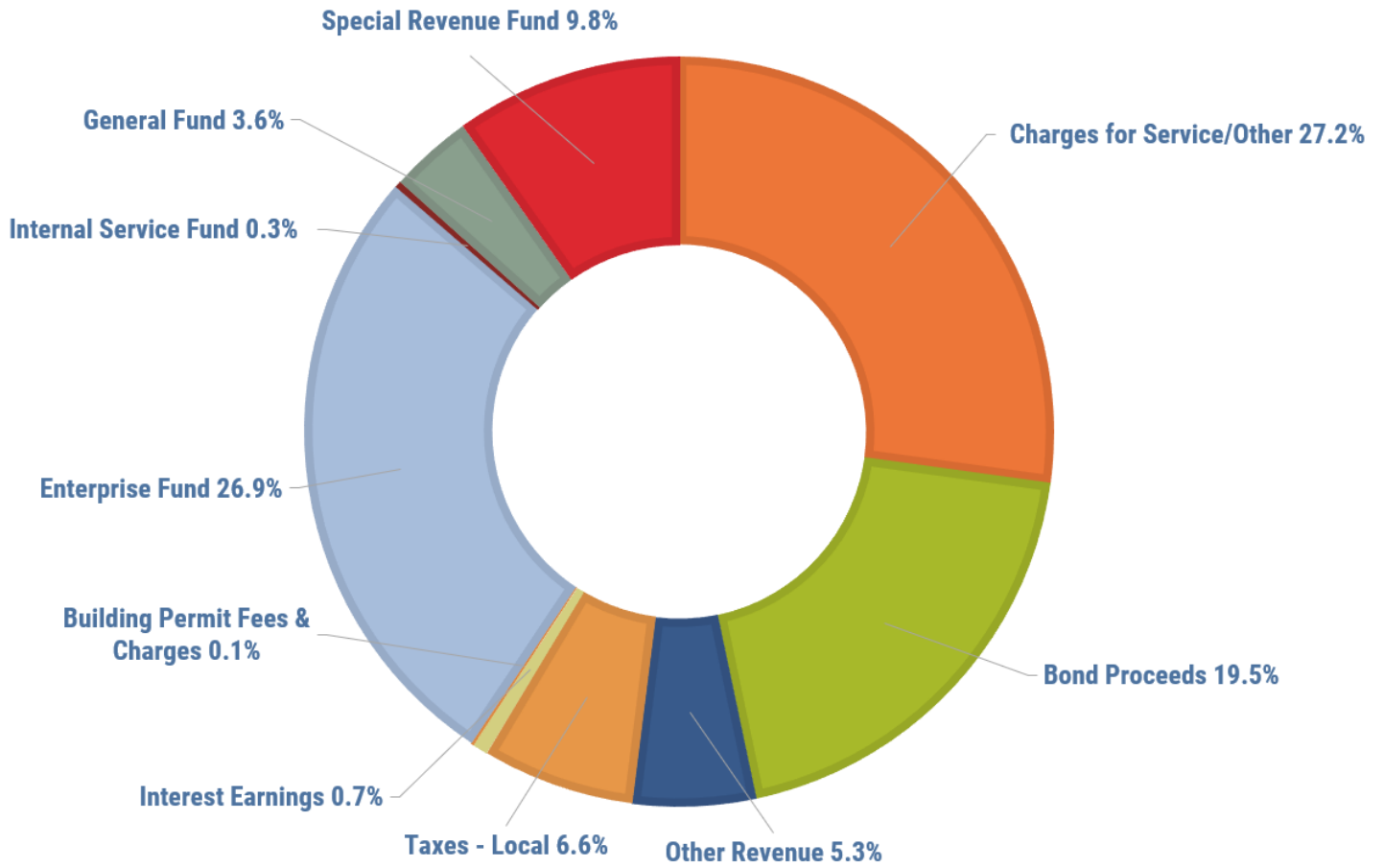
Other Revenue

Grants Fund represents revenues received from federal or state sources. Most grants require a matching funding source with the percentage of the match dependent on grant requirements. The funding is restricted in use to the improvements requested and approved in the grant application.

Prior Year Carryovers

Prior Year Carryovers are committed funds from prior years that are re-budgeted until they are expended, uncommitted or until the projects are completed.

**FY 2021/22 ADOPTED CAPITAL IMPROVEMENT PLAN
SOURCE OF FUNDS (FY 2021/22 - 2025/26)
PERCENT OF TOTAL**



The Capital Improvement Plan (CIP) is comprised of seven major programs:



The Use of Funds pie chart represents the percentages for each major program.

Expenditures are presented on a budget basis rather than a cash flow basis. Governmental budgeting procedures require adequate budget to pay for the entire contract to be available and appropriated in the period in which a contract is entered into by the city. However, actual cash flows (expenditures) under the contract generally take place over more than one year and match cash flow funding receipts.

The following summarizes the seven major programs that comprise the total Capital Improvement Plan.

Community Facilities focuses on enhancing and protecting a diverse, family-oriented community where neighborhoods are well maintained. These recreational needs are met by providing library improvements, recreation facilities, parks, park improvements, multiuse paths, neighborhood enhancements, youth sports lighting, aquatic centers, library facilities and senior centers. Approximately 12.7 percent of the CIP has been identified to address the needs of this program.

Drainage/Flood Control focuses on enhancing and protecting a diverse, family-oriented community where neighborhoods are well maintained by preventing property damage from flooding. This program achieves these goals through flood plain mapping, meeting regulatory requirements, and identifying and correcting hazards to reduce future flood damage potential. This is accomplished using detention basins, culvert and channel projects, and a program of neighborhood drainage improvements. Approximately 2.4 percent of the CIP has been identified to address the drainage and flood control needs of the city.

Preservation focuses on preserving the character and environment of Scottsdale. This goal is met by land acquisition activities for the McDowell Sonoran Preserve for the purpose of maintaining scenic views, preserving native plants and wildlife, and providing public access to the McDowell Mountains and Sonoran Desert. The 1998 election expanded the recommended study boundary from the original 12,876 acres to 34,400 acres. The 2004 election provided an additional revenue stream (0.15 percent sales tax rate increase) as well as the bonding capacity (\$500.0 million) that continues to provide authority to carry on preservation efforts. Approximately 5.2 percent of the CIP has been identified to address this program.

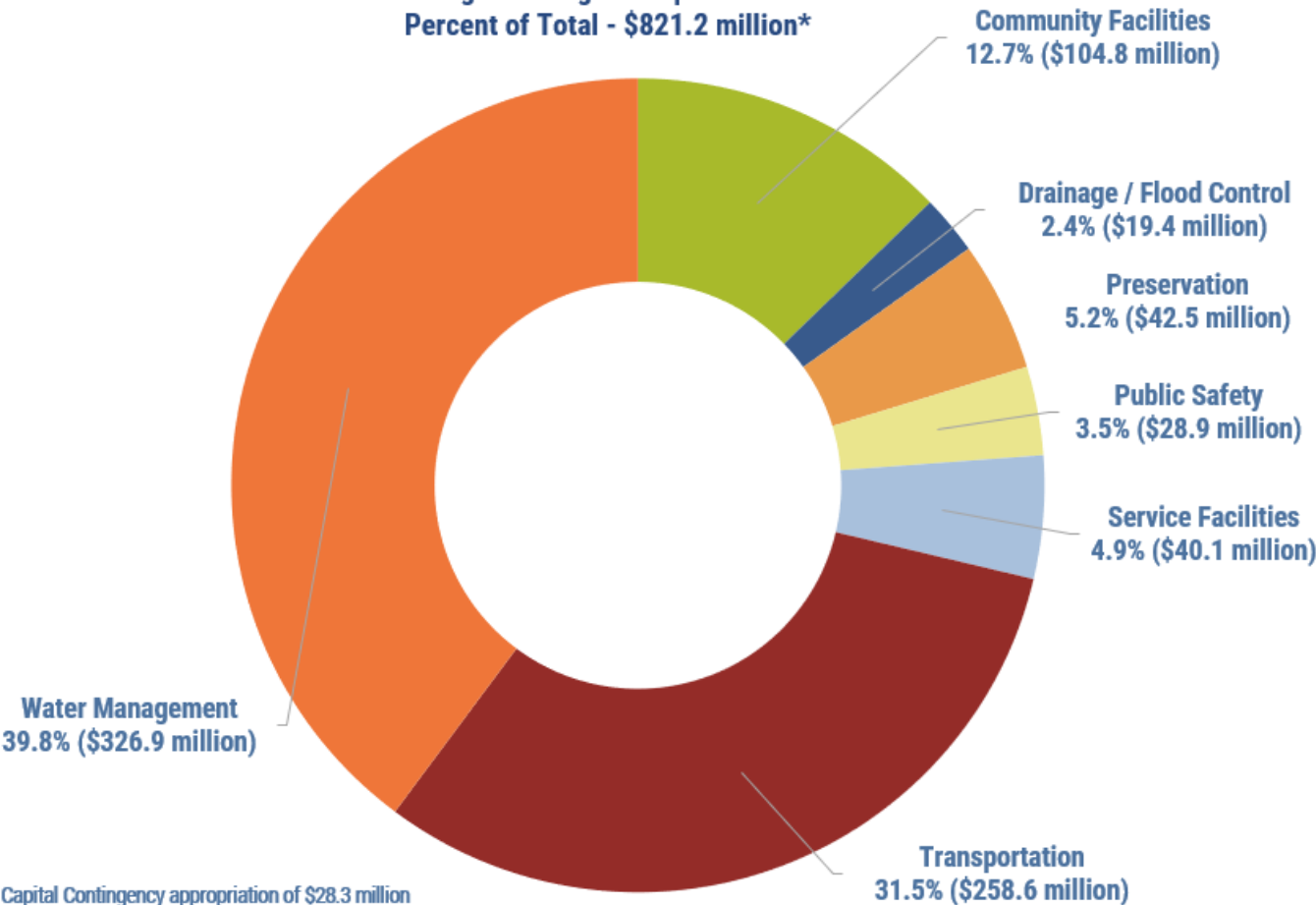
Public Safety focuses on enhancing and protecting a diverse, family-oriented community where neighborhoods are safe. This goal is met by providing fire and police stations, training facilities and automation and communication systems related to fire and police operations. Approximately 3.5 percent of the CIP has been identified to address the public safety needs of the city.

Service Facilities focuses on coordinating land use and infrastructure planning within the context of financial demands and available resources. These programs achieve this goal through the renovation of current facilities and technology needs necessary for the efficient and effective operations of the city. Approximately 4.9 percent of the CIP has been identified to address this program.

Transportation focuses on providing for the safe, efficient, and affordable movement of people and goods. This program meets this goal by attempting to offer real transportation choices in a way that meets the needs of the community and include aviation, streets, traffic and transit projects. In 1989 voters authorized a 0.2 percent sales tax on local retail and other sales to fund transportation improvements. In 2004 voters approved a 20-year extension of a half-cent transportation sales tax in Maricopa County that was first approved in 1985 to fund freeway construction. Additionally, in 2018 voters authorized a 0.1 percent sales tax on retail and other sales for ten years to fund transportation improvement projects. This program looks for the best use of these funding sources and addresses the multi-modal concept. Approximately 31.5 percent of the CIP has been identified to address the transportation needs of the city.

Water Management focuses on coordinating land use and infrastructure planning within the context of financial demands and available resources. This program achieves this goal by delivering safe, reliable water and providing wastewater services. This program also reflects the city's commitment to federal and state regulations. Approximately 39.8 percent of the CIP has been identified to address the water and water reclamation needs of the city.

**FY 2021/22 Adopted Capital Improvement Plan
Budgeted Program Expenditures
Percent of Total - \$821.2 million***



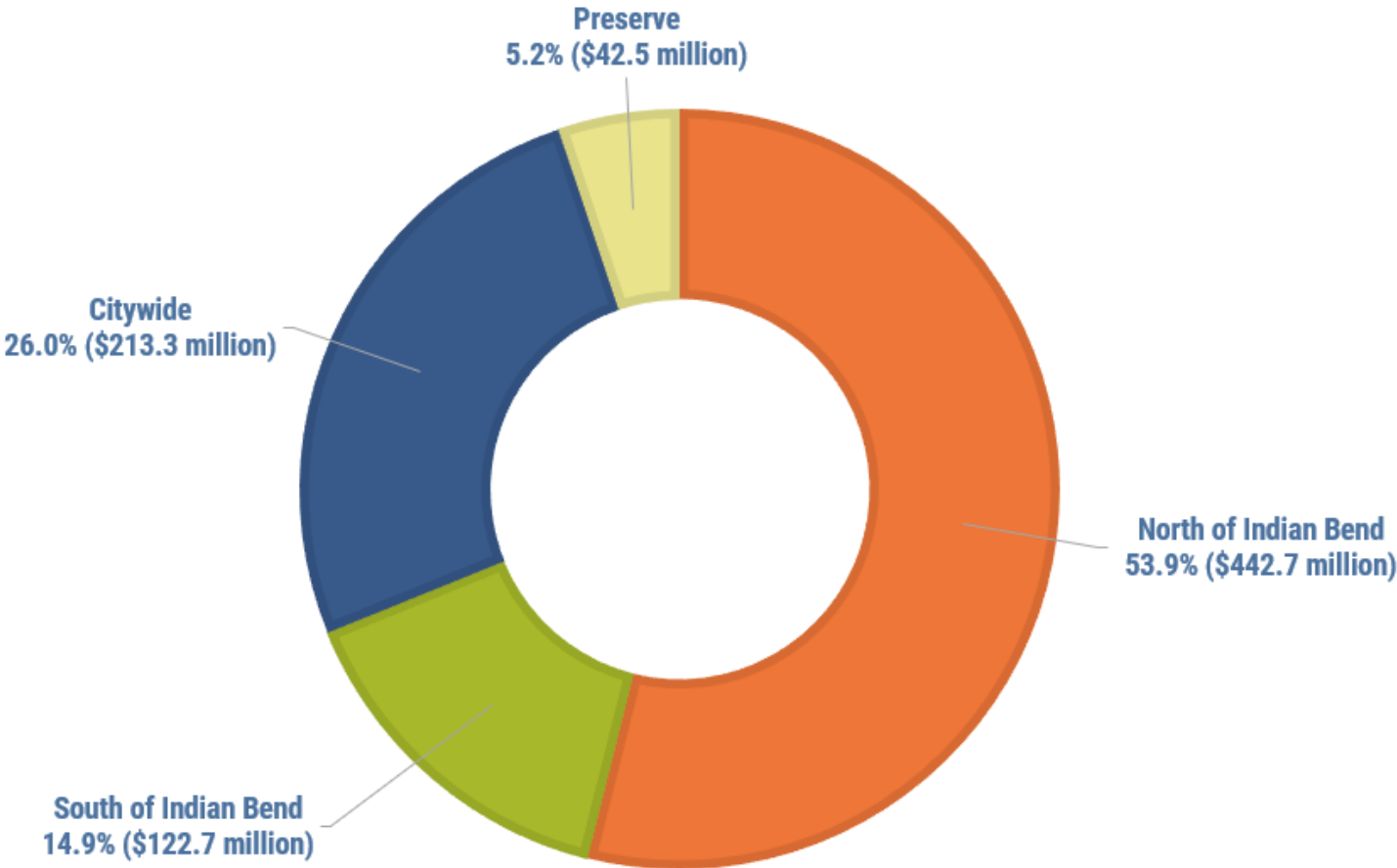
*Excludes Capital Contingency appropriation of \$28.3 million
Rounding differences may occur

Capital Improvement Plan - Use of Funds

	Adopted 2021/22	Forecast 2022/23	Forecast 2023/24	Forecast 2024/25	Forecast 2025/26
Expenditures					
Program					
Community Facilities	104,798,562	7,832,614	21,145,961	9,450,586	1,600,000
Drainage / Flood Control	19,404,292	12,885,251	30,975,811	2,712,250	30,724,750
Preservation	42,543,999	450,000	-	-	-
Public Safety	28,927,181	40,540,727	2,238,650	1,812,719	236,000
Service Facilities	40,113,769	28,763,526	22,309,880	14,265,651	932,065
Transportation	258,597,420	50,825,345	126,628,734	33,154,637	23,060,652
Water Management	326,851,815	64,996,000	45,316,100	35,763,000	48,696,000
Prior Year Unexpended (Re-budget) ^(a)	-	536,806,260	509,215,190	520,001,528	452,837,936
Total Program Expenditure Budget^(b)	821,237,038	743,099,723	757,830,326	617,160,371	558,087,403
Less: Estimated Capital Improvement Expenditures^(c)	(284,430,778)	(233,884,533)	(237,828,798)	(164,322,435)	(221,788,272)
Unexpended at Year-End	536,806,260	509,215,190	520,001,528	452,837,936	336,299,131
Transfers Out					
In Lieu Fees Fund ^(d)	100,000				
Water & Water Reclamation Funds ^(e)	6,706,922	6,171,700	5,615,000	5,236,300	4,846,300
Total Transfers Out	6,806,922	6,171,700	5,615,000	5,236,300	4,846,300
Total Use of Funds	291,237,700	240,056,233	243,443,798	169,558,735	226,634,572

- (a) Prior year unexpended (re-budget) estimates are based on annual cashflow assumptions
- (b) Excludes Capital Contingency appropriation of \$28.3 million
- (c) Estimated Capital Improvement Expenditures are based on annual cashflow assumptions
- (d) Floodplain Management Plan - East Shea Corridor Area Drainage
- (e) Payment of debt service

**FY 2021/22 Adopted Capital Improvement Plan
Budgeted Program Expenditure
by Geographic Boundary
Percent of Total - \$821.2 million**



FY 2021/22 Highlights of the Capital Improvement Program

Begin	Begin the design of Bond 2019 project 23-Repair Lakes and Irrigation at Vista del Camino Park in the Indian Bend Wash.
Begin	Begin Bond 2019 project 7-Replace Outdated 9-1-1 Computer Aided Dispatch and Records Management to Improve Efficiency.
Begin	Begin construction of Bond 2019 project 1-Replace Aging Infrastructure and Improve Public and Event Spaces on Civic Center Plaza as the community's signature special event and public gathering space.
Begin	Begin the construction of the extension of Raintree Drive west of Hayden Road.
Begin	Begin the construction of Pima Road from Pinnacle Peak Road to Happy Valley Road.
Begin	Begin the construction of Happy Valley Road from Pima Road to Alma School Road.
Continue	Continue the design and potentially start construction of Bond 2019 project 38-Build a new Fire Department Training Facility.
Continue	Continue to rebuild the 03/21 runway at Scottsdale Airport.
Continue	Continue the design and construction of multiple projects to keep water treatment facilities functioning properly.
Complete	Complete the construction of Bond 2019 project 53-Build Multi-Use Sports Fields in the area of Bell Road.

CAPITAL IMPROVEMENT PLAN | Financial Summary

	Actual 2019/20	Adopted 2020/21	Forecast 2020/21	Adopted 2021/22
Beginning Fund Balance ^(a)	284,475,534	234,291,615	305,479,928	302,492,206
Revenues				
Bond Proceeds	43,468,000	40,000,000	55,000,000	75,000,000
Other Revenue	1,973,935	20,789,900	4,254,875	30,892,260
Charges for Service/Other	12,415,394	53,781,054	5,170,953	21,834,310
Taxes - Local	9,262,899	14,222,084	15,686,156	12,920,190
Utilities & Enterprises	10,188,479	6,150,000	6,150,000	6,150,000
Interest Earnings	5,117,310	4,440,940	4,440,940	1,786,422
Building Permit Fees & Charges	49,439	65,000	3,659,495	65,000
Subtotal	82,475,456	139,448,978	94,362,419	148,648,182
Transfers In				
Airpark Cultural Trust	-	-	311,163	-
Aviation Fund	6,998,883	33,723	33,723	638,303
AZ Cares Funding	-	-	400,000	-
Contributions	2,500,000	-	-	-
Downtown Cultural Trust	150,000	-	185,000	-
Fleet Fund	2,140,706	1,772,711	802,310	856,064
General Fund	13,643,071	4,687,996	10,149,444	16,880,314
Grants Fund	6,463	6,120	6,120	85,714
Intergovernmental Funds	-	-	16,000	-
Preservation Sales Tax Fund	1,038,463	5,750,035	4,360,330	3,579,322
Risk Management Fund	254,341	4,708	4,708	21,413
Solid Waste Fund	496,444	293,409	599,216	554,409
Special Programs Fund	522,000	2,035,696	1,635,696	1,296,579
Stormwater Fee Fund	3,230,136	-	-	3,653,600
Transportation Sales Tax (0.10%) Fund	3,879,645	-	-	-
Transportation Sales Tax (0.20%) Fund	14,955,342	10,627,187	11,869,613	20,518,890
Water & Water Reclamation Funds	27,428,904	36,141,450	36,141,450	47,944,056
Subtotal	77,244,398	61,353,035	66,514,773	96,028,664
Total Sources	159,719,854	200,802,013	160,877,192	244,676,846
Total Fund Balance and New Sources	444,195,387	435,093,628	466,357,120	547,169,052

^(a) Prior year unexpended sources and uses of funds are estimated and included in the Beginning Fund Balance.

CAPITAL IMPROVEMENT PLAN | Financial Summary

	Actual 2019/20	Adopted 2020/21	Forecast 2020/21	Adopted 2021/22
Expenditures				
Community Facilities	38,019,136	41,215,561	25,962,082	104,798,562
Drainage / Flood Control	6,354,888	23,812,956	6,454,051	19,404,292
Preservation	1,038,463	45,680,826	4,360,330	42,543,999
Public Safety	9,520,541	22,106,509	9,764,195	28,927,181
Service Facilities	5,940,426	24,025,228	9,704,085	40,113,769
Transportation	19,685,148	213,542,531	36,565,387	258,597,420
Water Management	46,396,414	320,478,494	59,796,728	326,851,815
Prior Year Unexpended	-	-	-	-
Subtotal	126,955,015	690,862,106	152,606,858	821,237,038
<i>Less: Estimated Capital Improvement Expenditures</i>	-	(251,707,100)	-	(284,430,778)
Subtotal: Unexpended at Year End	-	439,155,006	-	536,806,260
Transfers Out				
G.O. Bonds Fund	7,038,591	-	-	-
Grants Fund	-	-	32,786	-
In Lieu Fees Fund	-	-	50,000	100,000
Intergovernmental Funds	1,123,180	-	-	-
MPC Bonds - Stadium	21	-	-	-
MPC Bonds - Water	380,733	-	-	-
Solid Waste Fund	-	-	871,645	-
Special Programs Fund	340,750	-	82,443	-
Stadium Capital Improvement Fund	675,558	-	-	-
Stormwater Fee Fund	-	-	1,113,104	-
Tourism Development Fund	412	-	34,053	-
Transportation Sales Tax (0.20%) Fund	1,200,000	-	1,817,639	-
Water & Water Reclamation Funds	1,001,199	7,256,385	7,256,385	6,706,922
Subtotal	11,760,445	7,256,385	11,258,055	6,806,922
Total Uses	138,715,460	258,963,485	163,864,913	291,237,700
Ending Fund Balance ^(a)				
Aviation Funds Contingency	225,104	250,000	-	450,000
CIP Stormwater Utility Bill Fee Contingency	1,000,000	1,000,000	1,000,000	1,000,000
General Fund Contingency	6,142,924	5,000,000	3,284,340	5,000,000
Grant Contingency	7,845,986	8,300,000	5,000,000	8,600,000
Greater Airpark Special Improvements Contingency	-	2,000,000	2,000,000	2,000,000
Old Town Special Improvements Contingency	-	3,200,000	3,200,000	3,200,000
Sewer Rates Contingency	2,000,000	2,000,000	2,000,000	2,000,000
Transportation 0.2% Sales Tax Contingency	-	3,000,000	2,939,000	3,000,000
Water Rates Contingency	3,000,000	3,000,000	3,000,000	3,000,000
Reserved:				
Reserved Fund Balance	305,479,928	176,130,143	302,492,206	255,931,352
Total Ending Fund Balance	305,479,928	176,130,143	302,492,206	255,931,352

^(a) Contingencies are unfunded and allow for the expenditure of unanticipated revenue that are not included in the beginning or ending fund balance. City Council approval is required before use of capital contingencies.

CAPITAL IMPROVEMENT PLAN | Five-Year Financial Forecast

	Adopted 2021/22	Forecast 2022/23	Forecast 2023/24	Forecast 2024/25	Forecast 2025/26
Beginning Fund Balance ^(a)	302,492,206	255,931,352	176,947,119	155,531,821	153,305,886
Revenues					
Bond Proceeds	75,000,000	25,000,000	30,000,000	25,000,000	45,000,000
Other Revenue	30,892,260	9,268,900	11,098,700	1,983,800	1,084,200
Charges for Service/Other	21,834,310	41,179,500	90,223,900	40,613,500	84,865,200
Taxes - Local	12,920,190	13,280,400	13,620,600	14,035,900	14,463,400
Utilities & Enterprises	6,150,000	6,150,000	6,150,000	6,150,000	6,150,000
Interest Earnings	1,786,422	1,030,900	1,177,000	1,529,100	2,300,700
Building Permit Fees & Charges	65,000	65,000	65,000	65,000	65,000
Subtotal	148,648,182	95,974,700	152,335,200	89,377,300	153,928,500
Transfers In					
Airpark Cultural Trust	-	-	-	-	-
Aviation Fund	638,303	763,600	561,600	553,300	505,500
AZ Cares Funding	-	-	-	-	-
Contributions	-	-	-	-	-
Downtown Cultural Trust	-	-	-	-	-
Fleet Fund	856,064	527,600	562,400	525,500	512,900
General Fund	16,880,314	6,329,800	5,018,000	3,824,100	4,586,100
Grants Fund	85,714	10,000	22,900	9,800	3,700
Intergovernmental Funds	-	-	-	-	-
Preservation Sales Tax Fund	3,579,322	713,100	550,000	543,600	1,874,500
Risk Management Fund	21,413	7,200	16,700	8,500	5,700
Solid Waste Fund	554,409	660,400	698,200	254,400	234,000
Special Programs Fund	1,296,579	40,000	20,000	40,000	20,000
Stormwater Fee Fund	3,653,600	3,654,800	3,651,800	3,649,800	3,653,800
Transportation Sales Tax (0.10%) Fund	-	-	-	-	-
Transportation Sales Tax (0.20%) Fund	20,518,890	12,702,000	13,124,900	13,400,800	13,764,400
Water & Water Reclamation Funds	47,944,056	39,688,800	45,466,800	55,145,700	52,122,700
Subtotal	96,028,664	65,097,300	69,693,300	77,955,500	77,283,300
Total Sources	244,676,846	161,072,000	222,028,500	167,332,800	231,211,800
Total Fund Balance and New Sources	547,169,052	417,003,352	398,975,619	322,864,621	384,517,686

^(a) Prior year unexpended sources and uses of funds are estimated and included in the Beginning Fund Balance.

CAPITAL IMPROVEMENT PLAN | Five-Year Financial Forecast

	Adopted 2021/22	Forecast 2022/23	Forecast 2023/24	Forecast 2024/25	Forecast 2025/26
Expenditures					
Community Facilities	104,798,562	7,832,614	21,145,961	9,450,586	1,600,000
Drainage / Flood Control	19,404,292	12,885,251	30,975,811	2,712,250	30,724,750
Preservation	42,543,999	450,000	-	-	-
Public Safety	28,927,181	40,540,727	2,238,650	1,812,719	236,000
Service Facilities	40,113,769	28,763,526	22,309,880	14,265,651	932,065
Transportation	258,597,420	50,825,345	126,628,734	33,154,637	23,060,652
Water Management	326,851,815	64,996,000	45,316,100	35,763,000	48,696,000
Prior Year Unexpended ^(a)	-	536,806,260	509,215,190	520,001,528	452,837,936
Subtotal	821,237,038	743,099,723	757,830,326	617,160,371	558,087,403
Less: Estimated Capital Improvement Expenditures	(284,430,778)	(233,884,533)	(237,828,798)	(164,322,435)	(221,788,272)
Subtotal: Unexpended at Year End	536,806,260	509,215,190	520,001,528	452,837,936	336,299,131
Transfers Out					
G.O. Bonds Fund	-	-	-	-	-
Grants Fund	-	-	-	-	-
In Lieu Fees Fund	100,000	-	-	-	-
Intergovernmental Funds	-	-	-	-	-
MPC Bonds - Stadium	-	-	-	-	-
MPC Bonds - Water	-	-	-	-	-
Solid Waste Fund	-	-	-	-	-
Special Programs Fund	-	-	-	-	-
Stadium Capital Improvement Fund	-	-	-	-	-
Stormwater Fee Fund	-	-	-	-	-
Tourism Development Fund	-	-	-	-	-
Transportation Sales Tax (0.20%) Fund	-	-	-	-	-
Water & Water Reclamation Funds	6,706,922	6,171,700	5,615,000	5,236,300	4,846,300
Subtotal	6,806,922	6,171,700	5,615,000	5,236,300	4,846,300
Total Uses	291,237,700	240,056,233	243,443,798	169,558,735	226,634,572
Ending Fund Balance ^(b)					
Aviation Funds Contingency	450,000	450,000	450,000	450,000	450,000
CIP Stormwater Utility Bill Fee Contingency	1,000,000	1,000,000	1,000,000	1,000,000	1,000,000
General Fund Contingency	5,000,000	5,000,000	5,000,000	5,000,000	5,000,000
Grant Contingency	8,600,000	8,600,000	8,600,000	8,600,000	8,600,000
Greater Airpark Special Improvements Contingency	2,000,000	-	-	-	-
Old Town Special Improvements Contingency	3,200,000	-	-	-	-
Sewer Rates Contingency	2,000,000	2,000,000	2,000,000	2,000,000	2,000,000
Transportation 0.2% Sales Tax Contingency	3,000,000	3,000,000	3,000,000	3,000,000	3,000,000
Water Rates Contingency	3,000,000	3,000,000	3,000,000	3,000,000	3,000,000
Reserved:					
Reserved Fund Balance	255,931,352	176,947,119	155,531,821	153,305,886	157,883,114
Total Ending Fund Balance	255,931,352	176,947,119	155,531,821	153,305,886	157,883,114

^(a) Prior year unexpended uses are based on annual cashflow estimates.

^(b) Contingencies are unfunded and allow for the expenditure of unanticipated revenue that are not included in the beginning or ending fund balance. City Council approval is required before use of capital contingencies.



CITY OF SCOTTSDALE
1951 – 2021



Saba's Department Store

Courtesy of the Scottsdale Historical Society and Scottsdale Public Library

CAPITAL IMPROVEMENT PLAN - PROJECT LIST | Alphabetical

(In thousands of dollars)

The **Project List** section includes three lists. These lists summarize all capital projects in: 1) alphabetical order; 2) city division; and 3) program. The lists reflect each project's adopted FY 2021/22 budget with the forecasted funding through FY 2025/26. The forecasted funding, which includes FY 2022/23 through FY 2025/26, was not adopted by the City Council as part of the FY 2021/22 budget adoption. This information serves as part of the city's long-term capital planning process and will be revisited and updated in future budget reviews. Following the three project lists is the Operating Impacts section that includes a four-year summary of the projected operating costs associated with capital projects. The operating impacts for projects completed prior to or during FY 2021/22 are calculated and included in the Adopted Operating Budget. Next are project descriptions which include detailed information arranged by major program on each of the city's capital projects, including Community Facilities, Preservation, Drainage/Flood Control, Public Safety, Service Facilities, Transportation and Water Management. The detailed information includes project location, project description, funding source(s) and project number, if applicable.

Project	Adopted 2021/22	Forecast 2022/23	Forecast 2023/24	Forecast 2024/25	Forecast 2025/26	Future	Total	Page
1 - Replace Aging Infrastructure and Improve Public and Event Spaces on Civic Center Plaza (DG04)	25,979.3	-	-	-	-	-	25,979.3	75
11 - Replace Document Management System to Improve Public Access to Information (JH02)	283.0	-	-	-	-	-	283.0	157
12 - Update Scottsdale's 15-year-old Digital Terrain Model (JH03)	177.2	-	-	-	-	-	177.2	157
13 - Expand Granite Reef Senior Center to Meet Demand for Adult Day Care Center (TEMP1938-F)	-	-	594.4	2,377.7	-	-	2,972.2	76
14 - Replace Obsolete Planning and Permitting Software (JH07)	1,585.0	1,000.0	664.0	-	-	-	3,249.0	158
15 - Build 200 Space Parking Lot off 75th Street to Serve the City Court and Scottsdale Stadium (PI05)	306.1	1,224.6	-	-	-	-	1,530.7	144
17 - Obtain a Citywide Data Management and Analytics Solution for Data-Based Decision Making (JI01)	72.0	-	-	-	-	-	72.0	159
18 - Build Roadway and Pedestrian Improvements along 2nd Street from Drinkwater Boulevard to Goldwater Boulevard (DH03)	1,833.1	-	-	-	-	-	1,833.1	226
19 - Build Roadway and Pedestrian Improvements along Marshall Way North of Indian School Road (TEMP2124-F)	-	-	-	-	-	1,800.8	1,800.8	227
2 - Add Splash Pad and Improve Walkways at McCormick-Stillman Railroad Park (PH01)	917.2	-	-	-	-	-	917.2	90

*Recurring Capital Maintenance Projects.

CAPITAL IMPROVEMENT PLAN - PROJECT LIST | Alphabetical

(In thousands of dollars)

Project	Adopted 2021/22	Forecast 2022/23	Forecast 2023/24	Forecast 2024/25	Forecast 2025/26	Future	Total	Page
20 - Build Roadway and Pedestrian Improvements along Main Street from Scottsdale Road to Brown Avenue (TEMP2134-F)	-	-	-	-	-	994.2	994.2	228
21 - Expand Via Linda Senior Center to Meet Demand for Senior Services (TEMP1983-F)	-	-	-	-	-	4,538.6	4,538.6	77
22 - Build New Swimming Pools and Replace Building at Cactus Pool (TEMP1943-F)	-	-	3,123.0	3,123.0	-	24,983.7	31,229.6	91
23 - Repair Lakes and Irrigation at Vista del Camino Park in the Indian Bend Wash (PH03)	10,962.3	-	12,540.2	-	-	-	23,502.5	92
24 - Install High Efficiency Sports Lighting at 4 Facilities (PG07)	623.5	-	-	-	-	-	623.5	93
25 - Replace Aging Buildings that Comprise Paiute Community Center (TEMP2001-F)	-	-	-	-	-	11,174.2	11,174.2	78
26 - Replace Deteriorating Vehicle Training Track at the Police and Fire Training Facility (BH03)	354.2	1,535.5	-	-	-	-	1,889.7	129
27 - Modernize and Expand the Police and Fire Training Facility (BH02)	751.5	3,381.8	-	-	-	-	4,133.3	130
28 - Build a New Fire Station near Hayden Road and the Loop 101 to Improve Response Times (BI02)	2,094.0	8,376.0	-	-	-	-	10,470.0	121
29 - Replace Workstations at 911 Communications Dispatch Center to Accommodate New Technology (JH10)	638.5	-	-	-	-	-	638.5	131
30 - Indian School Park Field 1 Lighting (PI01)	696.1	-	-	-	-	-	696.1	94
32 - Renovate and Modernize the Stage 2 Theater at the Scottsdale Center for the Performing Arts (TEMP2139-F)	-	-	-	240.0	-	960.0	1,200.0	79
33 - Renovate the Via Linda Police Station to Increase Efficiency (BI03)	3,000.0	-	-	-	-	13,600.0	16,600.0	132
34 - Build New Fire Station at 90th Street and Via Linda to Replace Aging Facility (TEMP2025-F)	-	-	-	-	-	5,914.0	5,914.0	122
35 - Install Bullet Proof Glass in Reception Areas of Police Department Facilities (BH04)	917.7	-	-	-	-	-	917.7	133
36 - Provide Free Public WiFi at the Civic Center Plaza (JH06)	57.2	-	-	-	-	-	57.2	159
37 - Implement an Inventory and Asset Control System for City Technology (JH05)	572.0	-	-	-	-	-	572.0	160
38 - Build a new Fire Department Training Facility (BH01)	3,548.4	14,606.8	-	-	-	-	18,155.2	123

*Recurring Capital Maintenance Projects.

CAPITAL IMPROVEMENT PLAN - PROJECT LIST | Alphabetical

(In thousands of dollars)

Project	Adopted 2021/22	Forecast 2022/23	Forecast 2023/24	Forecast 2024/25	Forecast 2025/26	Future	Total	Page
39 - Renovate the Foothills Police Station to Accommodate Current Staffing Levels (TEMP2129-F)	-	-	-	-	-	1,024.0	1,024.0	134
40 - Renovate and Expand the Civic Center Jail and Downtown Police Facility to Meet Demand (BI04)	2,620.5	10,482.0	-	-	-	-	13,102.5	135
41 - Install Solar Heating System for Eldorado Pool (BI10)	560.3	-	-	-	-	-	560.3	95
42 - Add a Dog Park to Thompson Peak Park (PI06)	927.5	-	-	3,709.9	-	-	4,637.4	96
43 - Improve 5th Avenue from Scottsdale Road to Goldwater Boulevard (TEMP2264-F)	-	-	-	-	-	3,569.9	3,569.9	229
45 - Renovate WestWorld Horse Barns to Increase Rentable Space (DH05)	4,550.0	-	-	-	-	-	4,550.0	80
46 - Replace the Public Address System at WestWorld (DH06)	352.9	-	-	-	-	-	352.9	160
47 - Replace WestWorld Arena Lights to Reduce Operating Costs (DH04)	748.9	-	-	-	-	-	748.9	81
48 - Widen 94th Street at WestWorld to Improve Access (TEMP1992-F)	-	-	-	-	-	1,469.2	1,469.2	188
5 - Modernize Computer Equipment Rooms to Protect City Servers (JH01)	289.7	104.0	-	418.0	-	-	811.7	161
51 - Install Permanent Lighting at WestWorld Parking Lots to Reduce Operating Costs (TEMP1991-F)	-	-	-	-	-	1,438.3	1,438.3	82
52 - Expand Restrooms in WestWorld North Hall (DG06)	675.3	-	-	-	-	-	675.3	83
53 - Build Multi-Use Sport Fields in the area of Bell Road (PG09)	28,219.7	-	-	-	-	-	28,219.7	97
55 - Build a 17-Acre Neighborhood Park at Ashler Hills Drive and 74th Way (Whisper Rock) (PH02)	1,044.1	4,878.1	-	-	-	-	5,922.2	98
57 - Install Solar Systems North Corporation Campus (DH02)	4,803.7	-	-	-	-	-	4,803.7	145
58 - Install Parasol Solar Shade Structure at City Hall Parking Lot (TEMP2314-F)	-	466.9	4,202.5	-	-	-	4,669.4	146
59 - Install Solar Systems at Civic Center Campus (TEMP2315-F)	-	-	278.5	2,506.1	-	-	2,784.5	147
6 - Replace Emergency Power Source for Public Safety Radio Network (JG01)	109.1	-	-	-	-	-	109.1	162
60 - Double the Solar Power Generating Capacity at Appaloosa Library (TEMP2107-F)	-	39.7	-	-	-	-	39.7	148

*Recurring Capital Maintenance Projects.

CAPITAL IMPROVEMENT PLAN - PROJECT LIST | Alphabetical

(In thousands of dollars)

Project	Adopted 2021/22	Forecast 2022/23	Forecast 2023/24	Forecast 2024/25	Forecast 2025/26	Future	Total	Page
61 - Purchase land, expand Pinnacle Peak Park parking lot, staff office and restrooms, renovate hiking trail and construct an interpretive trail (PI02)	3,000.0	-	400.0	-	1,600.0	-	5,000.0	99
62 - Build a Bridge on Thompson Peak Parkway over Reata Pass Wash to Improve Safety (TEMP2066-F)	-	-	-	6,300.0	-	-	6,300.0	189
63 - Build Parking Structures in Old Town Scottsdale (DH01)	4,385.1	5,525.9	5,525.9	5,525.9	-	-	20,962.8	149
68th Street: Indian School Road to Thomas Road (SG02)	811.1	-	-	-	-	-	811.1	190
7 - Replace Outdated 9-1-1 Computer Aided Dispatch and Records Management to Improve Efficiency (JG04)	633.0	-	-	-	-	-	633.0	136
8 - Replace Website Management Software (JH04)	228.0	-	-	-	-	-	228.0	163
9 - Install Fiber Optic Infrastructure to Reduce Operating Costs (JG02)	3,399.5	3,152.3	3,244.9	49.6	-	6,332.4	16,178.6	164
ADA Transition Plan Implementation (SF03)	262.5	-	-	-	-	-	262.5	191
* ADA Transition Plan Implementation (YI33)	300.0	300.0	300.0	300.0	300.0	-	1,500.0	191
Advance Water Treatment Plant Membranes - Wastewater (VB69)	1,466.5	500.0	800.0	830.0	350.0	-	3,946.5	244
Advance Water Treatment Plant Membranes Replacement (WF01)	550.5	200.0	155.0	300.0	150.0	-	1,355.5	256
Airport Drainage Master Plan Update (TEMP2499)	-	-	400.0	-	-	-	400.0	180
Airport Future Grants Contingency (ZB53)	3,600.0	3,600.0	3,600.0	3,600.0	3,600.0	-	18,000.0	180
Airport Master Plan Update (TEMP2274-F)	-	-	400.0	-	-	-	400.0	181
Airport Security Fencing Improvements (AG06)	306.5	-	-	-	-	-	306.5	181
Alley Conversion (DH08)	369.2	255.8	255.8	-	-	-	880.8	149
Aquatics Lifecycle Replacement (PG04)	2,108.0	169.3	726.0	-	-	-	3,003.3	100
Arizona Canal Path Public Art Project (TE02)	602.6	-	-	-	-	-	602.6	230
Arts in Public Places (DE05)	160.6	-	-	-	-	-	160.6	84
Aviation Annual Pavement Preservation (AI01)	200.0	200.0	200.0	200.0	200.0	-	1,000.0	182
Aviation Match Contingency (ZB52)	450.0	450.0	450.0	450.0	450.0	-	2,250.0	182
Ballistic Glass at Police Department Facilities (BE02)	143.6	-	-	-	-	-	143.6	136
* Bikeways Program (YI28)	400.0	400.0	400.0	400.0	400.0	-	2,000.0	230
* Bikeways Program (YH28)	123.5	-	-	-	-	-	123.5	231
Booster Station 57 Replacement (WE01)	3,454.3	-	-	-	-	-	3,454.3	256

*Recurring Capital Maintenance Projects.

CAPITAL IMPROVEMENT PLAN - PROJECT LIST | Alphabetical

(In thousands of dollars)

Project	Adopted 2021/22	Forecast 2022/23	Forecast 2023/24	Forecast 2024/25	Forecast 2025/26	Future	Total	Page
Booster Station Upgrades (WH20)	7,878.5	2,000.0	2,000.0	1,300.0	3,750.0	-	16,928.5	257
Buffered Bike Lane Installation (TH04)	575.2	400.0	-	-	-	-	975.2	231
Camelback Road and Saddlebag Trail Pedestrian Hybrid Beacon (TH06)	264.5	-	-	-	-	-	264.5	221
Camelback Road Sewer Improvements (VI01)	1,234.0	-	-	-	-	-	1,234.0	244
Capital Asset Replacement and System Upgrades (VH01)	672.2	535.0	535.0	534.0	535.0	-	2,811.2	245
Capital Asset Replacement and System Upgrades (WH02)	944.4	535.0	535.0	534.0	500.0	-	3,048.4	257
Carefree Highway: Cave Creek Road to Scottsdale Road (SH04)	1,584.0	1,200.0	8,645.7	-	-	-	11,429.7	192
Central Area Trail Construction (DB52)	243.6	-	-	-	-	-	243.6	114
Chaparral Water Treatment Plant Pretreatment (WH11)	8,992.4	-	-	-	-	-	8,992.4	258
CIP Contingency (ZB50)	5,000.0	5,000.0	5,000.0	5,000.0	5,000.0	-	25,000.0	164
CIP Contingency for Future Grants (ZB51)	5,000.0	5,000.0	5,000.0	5,000.0	5,000.0	-	25,000.0	165
CIP Transportation Fund Contingency (ZF01)	3,000.0	3,000.0	3,000.0	3,000.0	3,000.0	-	15,000.0	192
City Buildings Safety Retrofit - 28120 (DH15)	1,467.7	-	-	-	-	-	1,467.7	150
Closed Circuit Television (CCTV) (Security Camera System) and Access Control Replacement (JD05)	605.6	-	-	-	-	-	605.6	137
Cluster 3 Arsenic Treatment (WG04)	7,099.5	-	-	-	-	-	7,099.5	258
Community Facility Safety Upgrades - 28100 (DH14)	732.6	-	-	-	-	-	732.6	150
* Crime Laboratory Equipment Replacement (YI03)	395.0	409.0	701.0	401.0	20.0	-	1,926.0	137
Crossroads East Flood Control Phase I (FB53)	6,514.8	-	-	-	-	-	6,514.8	106
Crossroads East Sewer (VF03)	3,970.5	-	-	-	-	-	3,970.5	246
Crossroads East Water (WF06)	14,577.2	-	-	-	-	-	14,577.2	259
Deep Well Recharge/Recovery Projects (WF08)	20,718.3	9,000.0	100.0	100.0	100.0	-	30,018.3	260
Design/Construct North General Aviation Box Hangars (AF01)	2,535.9	-	-	-	-	-	2,535.9	183
DNA Evidence Storage Facility (BH05)	1,058.3	-	-	-	-	-	1,058.3	138
Downtown Main Street Streetscape & Pedestrian Improvements (DE03)	2,141.3	-	-	-	-	-	2,141.3	232
Drinkwater Underpass Public Art (DG03)	182.8	-	-	-	-	-	182.8	85
Dynamite Boulevard: Pima Road to 136th Street Turn Bays and Bike Lanes (SH05)	1,416.4	-	-	-	-	-	1,416.4	193
Dynamite Road Sewer Interceptor (VF01)	1,396.9	-	-	-	-	-	1,396.9	247

*Recurring Capital Maintenance Projects.

CAPITAL IMPROVEMENT PLAN - PROJECT LIST | Alphabetical

(In thousands of dollars)

Project	Adopted 2021/22	Forecast 2022/23	Forecast 2023/24	Forecast 2024/25	Forecast 2025/26	Future	Total	Page
East Dynamite Area Transmission Main (WD01)	4,968.3	-	-	-	-	-	4,968.3	260
Energy Performance Project - Phase I (BI05)	1,665.0	1,415.0	-	-	-	-	3,080.0	151
Energy Performance Project - Phase II (BI06)	250.0	4,650.0	-	-	-	-	4,900.0	151
Enterprise Resource Planning System (JI02)	4,988.0	-	-	-	-	-	4,988.0	165
Environmental Assessment for Land Acquisition (AH03)	200.0	-	-	-	-	-	200.0	183
EOC Upgrades (DH16)	143.6	-	-	-	-	-	143.6	123
Exit Taxiways B2, B9 and B15 (TEMP2084-F)	-	-	200.0	1,950.6	-	-	2,150.6	184
Expanded McDowell Sonoran Preserve (PB66)	32,709.2	-	-	-	-	-	32,709.2	114
* Facilities Upgrade and Replacement Program (YH01)	2,067.4	-	-	-	-	-	2,067.4	152
* Facilities Upgrade and Replacement Program (YI01)	2,550.0	2,560.0	2,605.0	2,677.3	-	-	10,392.3	152
Fire Alarm Monitoring Upgrade (JI05)	69.0	-	-	-	-	-	69.0	138
Fire Station 603 Relocation (BC04)	492.2	-	-	-	-	-	492.2	124
Fire Station 612 Land Acquisition (BI08)	2,970.0	-	-	-	-	-	2,970.0	125
Fire Station 616 Design and Construction (BC03)	486.7	-	-	-	-	-	486.7	126
Fleet Electric Vehicle Infrastructure Implementation (BI09)	500.0	500.0	500.0	500.0	500.0	-	2,500.0	153
Fleet Software (JI03)	280.0	-	-	-	-	-	280.0	166
Fraesfield and Granite Mountain Trailheads (PD04)	371.8	-	-	-	-	-	371.8	115
Frank Lloyd Wright 24-inch Transmission Main & Booster Station 83B Modifications (WC03)	7,466.3	-	-	-	-	-	7,466.3	261
Frank Lloyd Wright Boulevard at Arizona State Route 101 Traffic Interchange (SG04)	4,000.0	-	-	-	-	-	4,000.0	194
Gateway Monument Replacement (BI07)	817.9	-	-	-	-	-	817.9	85
Geographic Information System (GIS) Data Alignment (JI04)	300.0	-	-	-	-	-	300.0	166
Goldwater Boulevard and Highland Avenue Intersection Improvement (TEMP1960)	-	433.0	2,515.0	-	-	-	2,948.0	195
Goldwater Boulevard Pedestrian and Bicycle Underpass at Scottsdale Road (SI03)	682.2	-	2,352.4	-	-	-	3,034.6	196
Granite Reef Watershed Phase 1 (FB50)	4,279.5	-	30,975.8	-	-	-	35,255.3	107
Granite Reef Watershed Phase 2A - Scottsdale's and FCDMC's Contribution (FI01)	923.7	12,885.3	-	-	-	-	13,808.9	108
Greater Airpark Improvements Contingency (ZH02)	2,000.0	-	-	-	-	-	2,000.0	153

*Recurring Capital Maintenance Projects.

CAPITAL IMPROVEMENT PLAN - PROJECT LIST | Alphabetical

(In thousands of dollars)

Project	Adopted 2021/22	Forecast 2022/23	Forecast 2023/24	Forecast 2024/25	Forecast 2025/26	Future	Total	Page
Greenway-Hayden/Frank Lloyd Wright Public Art (DG01)	452.4	-	-	-	-	-	452.4	86
Happy Valley Road: Pima Road to Alma School Road (SE02)	22,442.9	-	-	-	-	-	22,442.9	197
Hayden Road at Arizona State Route 101 Interchange Improvements (TEMP1981-F)	-	-	-	5,307.4	-	-	5,307.4	198
Hayden Road/Miller Road: Pinnacle Peak Road to Happy Valley Road (SH02)	5,521.1	8,173.2	-	-	-	-	13,694.4	199
Hualapai Drive: Hayden Road to Pima Road (TG01)	4,450.0	6,200.0	-	-	-	-	10,650.0	233
Illuminated Street Signs (SH07)	1,181.7	-	-	-	-	-	1,181.7	199
Indian Bend Wash Levee Rehabilitation (FH01)	95.7	-	-	-	-	-	95.7	108
Indian Bend Wash Path Renovation - Phase I (SI04)	311.2	1,807.5	-	-	-	-	2,118.7	200
Indian Bend Wash Underpass at Chaparral Road (SF01)	1,862.8	-	-	-	-	-	1,862.8	201
Infrastructure Asset Management and Condition Assessment (WI01)	200.0	150.0	150.0	150.0	150.0	-	800.0	261
Intelligent Transportation System (ITS) Infrastructure and Network Improvements (TH05)	3,526.4	-	-	-	-	-	3,526.4	221
Irrigation Water Distribution System Improvements (WH12)	2,963.5	-	-	-	-	-	2,963.5	262
* IT - Network Infrastructure (YI07)	1,320.9	545.2	572.7	1,465.0	108.0	-	4,011.8	167
* IT - Network Infrastructure (YH07)	36.1	-	-	-	-	-	36.1	168
* IT - Server Infrastructure (YH08)	90.1	-	-	-	-	-	90.1	169
* IT - Server Infrastructure (YI08)	560.4	1,773.1	3,885.6	838.9	106.3	-	7,164.2	170
IWDS / Harquahala Valley Irrigation District Property - Desert Mountain Golf Club (WH16)	15,078.3	-	-	-	-	-	15,078.3	262
IWDS Improvements (WH05)	3,000.0	-	-	100.0	-	-	3,100.0	263
IWDS/HVID Property - Desert Mountain Golf Club (WH07)	15,000.0	-	-	-	-	-	15,000.0	263
IWDS/HVID Property - Scottsdale National Golf Club (WH08)	4,000.0	-	-	-	-	-	4,000.0	264
Jail Dormitory Phase II (TEMP2428-F)	-	346.7	-	-	-	-	346.7	139
Jomax Road Sewer Interceptor and Lift Station (VF02)	2,358.7	-	-	-	-	-	2,358.7	248
Kilo Ramp Rehabilitation (AG02)	3,111.0	-	-	-	-	-	3,111.0	184
Land Acquisition 4.0 Acres (TEMP1882-F)	-	-	-	0.0	-	-	0.0	185
License and Permit Management System (JD04)	98.5	-	-	-	-	-	98.5	170

*Recurring Capital Maintenance Projects.

CAPITAL IMPROVEMENT PLAN - PROJECT LIST | Alphabetical

(In thousands of dollars)

Project	Adopted 2021/22	Forecast 2022/23	Forecast 2023/24	Forecast 2024/25	Forecast 2025/26	Future	Total	Page
Master Plan - Water (WH22)	645.4	-	500.0	-	-	-	1,145.4	264
Master Plan Water Reclamation (VH07)	429.4	160.0	-	182.0	500.0	-	1,271.4	248
McDowell Road Bicycle Lanes from Pima Road to 64th Street (SD01)	4,073.3	-	-	-	-	-	4,073.3	201
Microwave and Radio System Upgrade to Improve Coverage (JH08)	206.5	-	-	-	-	-	206.5	126
Miller Road Underpass at Arizona State Route 101 (SC03)	8,768.1	-	-	-	-	-	8,768.1	202
MS Railroad Park - Move the MERCI Train Car (PI03)	312.0	-	-	-	-	-	312.0	100
* Neighborhood Traffic Management Program (YH21)	200.0	-	-	-	-	-	200.0	222
* Neighborhood Traffic Management Program (YI21)	250.0	250.0	250.0	250.0	250.0	-	1,250.0	222
North and Central Area Access Control & Stabilization (PB54)	580.7	-	-	-	-	-	580.7	115
North Area Trail Construction (PB50)	628.5	-	-	-	-	-	628.5	116
North Corp Yard CNG Compliance (BB53)	33.2	-	-	-	-	-	33.2	154
North Corporation Yard Garage (BH07)	3,792.0	-	-	-	-	-	3,792.0	154
Old Town Improvements Contingency (ZH01)	3,200.0	-	-	-	-	-	3,200.0	155
Old Town Pedestrian Improvements (TD01)	1,673.0	-	-	-	-	-	1,673.0	233
Old Town Streetlight Replacements (SI05)	1,150.7	1,001.5	1,001.5	-	-	-	3,153.7	202
One Civic Center Pocket Park (DG07)	140.6	-	-	-	-	-	140.6	86
Osborn Road Complete Street: Hayden Road to Scottsdale Road (SF02)	4,653.9	-	-	-	-	-	4,653.9	203
Paiute Park Splash Pad (PG10)	16.2	-	-	-	-	-	16.2	101
Park Amenities (PG05)	832.7	694.0	654.0	-	-	-	2,180.7	101
Park Restrooms (PG01)	742.9	2,091.2	3,108.4	-	-	-	5,942.5	102
Parking Lot Pavement Project (SI06)	150.0	720.4	708.7	745.6	-	-	2,324.8	203
* Pavement Overlay - Alleys (YI34)	500.0	500.0	500.0	500.0	500.0	-	2,500.0	204
* Pavement Overlay Program (YH29)	979.4	-	-	-	-	-	979.4	204
* Pavement Overlay Program (YI29)	6,550.0	6,550.0	6,550.0	6,550.0	6,550.0	-	32,750.0	205
Pedestrian Crossing Improvements (TH03)	989.9	-	-	-	-	-	989.9	234
Pima Road: Chaparral Road to Thomas Road (TEMP1965-F)	-	-	10,032.8	-	-	-	10,032.8	205
Pima Road: Dynamite Boulevard to Las Piedras (SI01)	1,300.0	700.0	17,885.7	-	-	-	19,885.7	206
Pima Road: Happy Valley Road to Jomax Road (SH01)	2,055.7	7,520.0	12,760.0	-	-	-	22,335.7	206
Pima Road: Jomax Road to Dynamite Boulevard (TEMP2302-F)	-	-	11,717.1	-	-	-	11,717.1	234

*Recurring Capital Maintenance Projects.

CAPITAL IMPROVEMENT PLAN - PROJECT LIST | Alphabetical

(In thousands of dollars)

Project	Adopted 2021/22	Forecast 2022/23	Forecast 2023/24	Forecast 2024/25	Forecast 2025/26	Future	Total	Page
Pima Road: Krail Street to Chaparral Road (SC04)	18,475.8	-	-	-	-	-	18,475.8	207
Pima Road: Las Piedras to Stagecoach Pass (TEMP2303-F)	-	-	25,900.0	-	-	-	25,900.0	235
Pima Road: Pinnacle Peak Road to Happy Valley Road (SC01)	36,130.3	-	-	-	-	-	36,130.3	208
Pima Road: Via de Ventura to Via Linda (SB57)	1,752.9	-	-	-	-	-	1,752.9	208
Pima/Dynamite Trailhead (PB65)	1,883.1	-	-	-	-	-	1,883.1	116
Playground Rehabilitation (PG02)	261.6	-	-	-	-	-	261.6	102
PM-10 Dirt Road Paving (SI07)	639.0	4,089.3	-	-	-	-	4,728.3	209
* Police Portable and Vehicle Radio Replacement (YI06)	1,436.5	567.5	662.9	603.5	-	-	3,270.4	139
Princess Drive Drainage Project (FC01)	1,141.0	-	-	-	-	-	1,141.0	109
* Public Safety - Fire Radio Replacement (YI31)	485.4	568.8	624.8	500.0	-	-	2,179.1	127
Public Safety Radio BDA Replacement (EI01)	130.0	130.0	130.0	-	-	-	390.0	171
Radio Channel Upgrade to Improve Capacity (JH09)	221.7	-	-	-	-	-	221.7	127
Radio Telemetry Monitoring Automation Citywide - Wastewater (VH05)	1,403.3	200.0	-	375.0	350.0	-	2,328.3	249
Radio Telemetry Monitoring Automation Citywide - Water (WH14)	3,826.3	1,000.0	250.0	600.0	650.0	-	6,326.3	265
Raintree Drive at Arizona State Route 101 Traffic Interchange (SG01)	1,200.0	-	-	-	-	-	1,200.0	210
Raintree Drive: Hayden Road to Arizona State Route 101 (SC02)	5,255.6	-	-	-	-	-	5,255.6	211
Raintree Drive: Scottsdale Road to Hayden Road (SB53)	29,882.0	-	-	-	-	-	29,882.0	212
Rawhide Wash Flood Control COS Contribution (FE01)	1,606.9	-	-	-	-	-	1,606.9	109
Reata Wash Flood Control (FB55)	2,876.3	-	-	2,500.0	30,000.0	-	35,376.3	110
Reconfigure Aircraft Run-up Hold Apron RY21 End (TEMP2503)	-	-	-	126.1	1,134.9	-	1,261.0	185
Reconstruct Greenway Hangar Taxilane and Taxiway Alpha By-Pass (TEMP2498)	-	103.0	927.2	-	-	-	1,030.2	186
Redfield Road: Raintree Drive to Hayden Road (SB56)	239.0	-	-	-	-	-	239.0	212
Regional Recharge Basins (WH18)	1,393.2	453.0	-	-	-	-	1,846.2	265
Rehabilitate Airport Drive (TEMP2497)	-	846.8	-	-	-	-	846.8	186
Rehabilitate/Geometry Improvements - Partial Parallel Taxiway A and Connectors, Design/Construct (AI02)	529.5	4,765.2	-	-	-	-	5,294.6	187

*Recurring Capital Maintenance Projects.

CAPITAL IMPROVEMENT PLAN - PROJECT LIST | Alphabetical

(In thousands of dollars)

Project	Adopted 2021/22	Forecast 2022/23	Forecast 2023/24	Forecast 2024/25	Forecast 2025/26	Future	Total	Page
Renovate Fire Station 606 (BI01)	2,750.0	-	-	-	-	-	2,750.0	128
Restoration, Habitat, Invasive Plant, Wildland Fire Prevention & Safety Improvements (PB52)	1,947.2	300.0	-	-	-	-	2,247.2	116
Rio Verde/128th Street Transmission Mains (WG01)	5,265.7	-	-	-	-	-	5,265.7	266
* Roadway Capacity & Safety Improvements (YH19)	666.3	-	-	-	-	-	666.3	223
* Roadway Capacity & Safety Improvements (YI19)	900.0	900.0	900.0	900.0	900.0	-	4,500.0	223
Roosevelt Street Storm Drain (TEMP2157)	-	-	-	212.3	724.8	-	937.0	110
Runway 03/21 Rehabilitation/Reconstruction (AG04)	10,737.2	-	-	-	-	-	10,737.2	187
RWDS System Improvements (WH04)	7,952.0	2,750.0	1,200.0	1,000.0	600.0	-	13,502.0	249
Sanitary Sewer Lateral Rehabilitation (VH06)	287.5	50.0	50.0	75.0	50.0	-	512.5	250
Scottsdale Road and Palm Lane Hybrid Beacon (TG03)	30.0	-	-	-	-	-	30.0	236
Scottsdale Road Overhead Power Undergrounding (DH09)	750.0	-	-	-	-	-	750.0	213
Scottsdale Road: Dixileta Drive to Carefree Highway (TEMP1972-F)	-	2,000.0	14,911.4	-	-	-	16,911.4	213
Scottsdale Road: Jomax Road to Dixileta Drive (SG05)	23,352.1	-	-	-	-	-	23,352.1	214
Scottsdale Road: Pinnacle Peak Parkway to Jomax Road (TEMP1970-F)	-	-	-	-	2,571.4	-	2,571.4	215
Scottsdale Road: Thompson Peak Parkway to Pinnacle Peak Road Phase II (TEMP1969-F)	-	-	-	-	8,754.3	-	8,754.3	216
Scottsdale Stadium Renovations Phase 2 (PH05)	4,668.6	-	-	-	-	-	4,668.6	103
Scottsdale Video Network								
* Telecast/Production/Video Streaming and Kiva Presentation Equipment (YI04)	190.0	96.0	70.0	60.0	-	-	416.0	171
Scottsdale Video Network								
* Telecast/Production/Video Streaming and Kiva Presentation Equipment (YH04)	49.9	-	-	-	-	-	49.9	172
Security Cameras and Access Control Systems (JI06)	250.0	266.5	250.0	308.2	216.0	-	1,290.7	140
Shared-Use Path Sign Program (TH01)	802.4	-	-	-	-	-	802.4	224
Shea Boulevard Intersections: Arizona State Route 101 to 136th Street (SG06)	13,728.1	-	5,371.4	-	-	-	19,099.5	217
Shea Underpass Access at 124th Street (TB66)	502.4	-	-	-	-	-	502.4	236
* Sidewalk Improvements (YH20)	199.0	-	-	-	-	-	199.0	237

*Recurring Capital Maintenance Projects.

CAPITAL IMPROVEMENT PLAN - PROJECT LIST | Alphabetical

(In thousands of dollars)

Project	Adopted 2021/22	Forecast 2022/23	Forecast 2023/24	Forecast 2024/25	Forecast 2025/26	Future	Total	Page
* Sidewalk Improvements (YI20)	200.0	200.0	200.0	200.0	200.0	-	1,000.0	237
Site 146 Zone 11 Pumping Improvement (WI02)	914.4	-	-	-	-	-	914.4	266
Site 42 Reservoir Storage Expansion (WF02)	7,211.3	-	-	-	-	-	7,211.3	267
Sky Room at Civic Center Library (PI04)	494.4	-	-	-	-	-	494.4	74
Slurry/Milling Unpaved Alleys (SH06)	595.6	265.4	299.7	-	-	-	1,160.7	218
SOHO Phase 2 Public Art (DH12)	197.7	-	-	-	-	-	197.7	87
Solid Waste Upgrades and Improvements Program (BG01)	212.4	195.0	375.0	225.0	217.8	-	1,225.2	155
Solid Waste Vehicle Monitoring System (JB66)	400.3	-	-	-	-	-	400.3	172
South Area Access Control (PB61)	842.4	150.0	-	-	-	-	992.4	117
South Area Trail Construction (PB51)	554.0	-	-	-	-	-	554.0	117
SROG Regional Wastewater Facilities (VF04)	24,675.4	5,000.0	5,000.0	5,000.0	17,061.0	-	56,736.4	250
State Land Near Legend Trails I (WF03)	5,585.2	-	-	-	-	-	5,585.2	268
State Land Near Legend Trails II (WF04)	6,284.0	-	1,133.1	-	-	-	7,417.1	269
Stetson Plaza Splash Pad Enhancement Project (PH04)	59.3	-	-	-	-	-	59.3	87
Stormwater Fee Contingency (ZG01)	1,000.0	1,000.0	1,000.0	1,000.0	1,000.0	-	5,000.0	111
Street Operations Work and Asset Management System (JB56)	8.3	-	-	-	-	-	8.3	172
* Streetlight Replacement (YI30)	200.0	200.0	200.0	200.0	200.0	-	1,000.0	218
* Streetlight Replacement (YH30)	105.8	-	-	-	-	-	105.8	219
Technology Master Plan Identified Wastewater Projects (VE01)	2,488.3	2,000.0	200.0	200.0	200.0	-	5,088.3	251
Technology Master Plan Identified Water Projects (WE02)	5,200.6	2,750.0	100.0	200.0	200.0	-	8,450.6	270
Thomas Groundwater Treatment Facility (WC07)	2,045.3	-	-	-	-	-	2,045.3	270
Thomas Road: 56th Street to 73rd Street (SG03)	4,722.1	-	-	-	-	-	4,722.1	219
TNEC - Monument Sign (DF01)	36.6	-	-	-	-	-	36.6	88
Tony Nelssen Center UV and Ionization (DH10)	271.2	-	-	-	-	-	271.2	88
TPC Stadium Course - Midway Grill Improvements (PG06)	1,340.9	-	-	-	-	-	1,340.9	89
* Traffic Signal Construction (YH23)	234.2	-	-	-	-	-	234.2	224
* Traffic Signal Construction (YI23)	600.0	600.0	600.0	600.0	600.0	-	3,000.0	225
* Trail Improvement Program (YH18)	186.9	-	-	-	-	-	186.9	238
* Trail Improvement Program (YI18)	200.0	200.0	200.0	200.0	200.0	-	1,000.0	238
Transfer Station Enhancements (BH06)	57.7	-	-	-	-	-	57.7	156
* Transit Stop Improvements (YH32)	299.8	-	-	-	-	-	299.8	239

*Recurring Capital Maintenance Projects.

CAPITAL IMPROVEMENT PLAN - PROJECT LIST | Alphabetical

(In thousands of dollars)

Project	Adopted 2021/22	Forecast 2022/23	Forecast 2023/24	Forecast 2024/25	Forecast 2025/26	Future	Total	Page
* Transit Stop Improvements (YI32)	300.0	300.0	300.0	300.0	300.0	-	1,500.0	239
Trolley Vehicle Purchase (TEMP2526)	-	-	-	8,125.0	-	-	8,125.0	240
Trolley Vehicle Purchases (TG02)	344.5	-	-	-	-	-	344.5	240
Uninterruptible Power Supply (JI07)	166.7	-	-	-	-	-	166.7	140
Utility Billing Management System (TEMP2119-F)	-	5,130.0	-	-	-	-	5,130.0	173
Verde River Watershed Feasibility Project (WI03)	50.0	100.0	100.0	50.0	-	-	300.0	271
Wastewater Fund Contingency (ZE01)	2,000.0	2,000.0	2,000.0	2,000.0	2,000.0	-	10,000.0	251
Wastewater Impact Fees (VC01)	96.2	1.0	1.0	1.0	50.0	-	149.2	252
Wastewater System Improvements (VF06)	17,529.8	6,000.0	5,350.0	1,300.0	2,500.0	-	32,679.8	252
Wastewater System Oversizing (VF05)	461.5	-	-	50.0	100.0	-	611.5	253
Wastewater Treatment Facility Improvements (VH08)	11,861.2	4,000.0	3,500.0	3,750.0	2,250.0	-	25,361.2	253
Water Campus Vadose Well Construction (WH01)	3,266.7	-	-	-	-	-	3,266.7	271
Water Campus Vadose Well Rehabilitation (WB79)	674.5	50.0	25.0	50.0	-	-	799.5	272
Water Distribution System Improvements (WH21)	26,899.9	9,100.0	8,000.0	9,000.0	7,800.0	-	60,799.9	272
Water Fund Contingency (ZE02)	3,000.0	3,000.0	3,000.0	3,000.0	3,000.0	-	15,000.0	273
Water Impact Fees (WC01)	78.1	1.0	1.0	1.0	50.0	-	131.1	273
Water Meter Replacement Program (WH15)	5,209.6	3,900.0	2,000.0	2,500.0	2,000.0	-	15,609.6	274
Water Participation Program (WH10)	1,097.6	-	-	-	100.0	-	1,197.6	274
Water Participation Program - City Portion (WH03)	947.2	500.0	500.0	500.0	500.0	-	2,947.2	275
Water Quality Lab Equipment Replacement (WG05)	957.2	-	-	50.0	50.0	-	1,057.2	275
Water Reclamation Participation Program (VH04)	2,083.9	550.0	650.0	700.0	700.0	-	4,683.9	254
Water Reclamation Participation Program - City Portion (VH02)	1,227.1	500.0	500.0	500.0	500.0	-	3,227.1	254
Water Reclamation Security Enhancements (VH03)	351.7	100.0	100.0	100.0	100.0	-	751.7	255
Water Resources Impact Fees (WC02)	194.7	1.0	1.0	1.0	50.0	-	247.7	276
Water System Oversizing (WF07)	96.0	150.0	150.0	100.0	150.0	-	646.0	276
Water System Security Enhancement Projects (WE03)	789.3	200.0	180.0	180.0	200.0	-	1,549.3	277
Water Treatment Facility Improvements (WD04)	9,748.0	10,000.0	10,000.0	4,000.0	5,000.0	-	38,748.0	277
Water Treatment Plant Membranes (WH17)	1,516.1	2,160.0	1,200.0	1,100.0	1,100.0	-	7,076.1	278

*Recurring Capital Maintenance Projects.

CAPITAL IMPROVEMENT PLAN - PROJECT LIST | Alphabetical

(In thousands of dollars)

Project	Adopted 2021/22	Forecast 2022/23	Forecast 2023/24	Forecast 2024/25	Forecast 2025/26	Future	Total	Page
Well Site - In Crossroads East - North of the Arizona State Route 101 (WF05)	2,920.4	-	-	-	-	-	2,920.4	278
Well Sites (WH19)	1,663.3	200.0	200.0	200.0	200.0	-	2,463.3	279
Well Sites Rehabilitation (WH09)	1,219.7	-	-	-	150.0	-	1,369.7	279
WestWorld Drainage (DI01)	200.0	-	-	-	-	-	200.0	156
WestWorld Drainage Study (DH11)	15.5	-	-	-	-	-	15.5	111
Westworld System Improvements (WH06)	4,492.5	200.0	150.0	150.0	-	-	4,992.5	280
WestWorld Tent Fabric Panels Replacement (DH07)	312.8	-	-	-	-	-	312.8	89
Widen 98th Street North of McDowell Mountain Ranch Road to Improve Access (SI02)	1,327.9	-	-	-	-	-	1,327.9	220
Zone 14/16 Water System Improvements Phase 2 (WH23)	3,359.8	-	-	-	-	-	3,359.8	280
Zone 3W Water System Improvements (WD03)	4,775.0	-	-	-	-	-	4,775.0	281
Zone 8 Jomax Road Transmission Line (WG03)	740.0	-	-	-	-	-	740.0	281
Zone 8-D Jomax Road Transmission Line (WG02)	946.0	-	-	-	-	-	946.0	282

*Recurring Capital Maintenance Projects.

CAPITAL IMPROVEMENT PLAN - PROJECT LIST | by Division

(In thousands of dollars)

Project	Adopted 2021/22	Forecast 2022/23	Forecast 2023/24	Forecast 2024/25	Forecast 2025/26	Future	Total	Page
Administrative Services								
11 - Replace Document Management System to Improve Public Access to Information (JH02)	283.0	-	-	-	-	-	283.0	157
12 - Update Scottsdale's 15-year-old Digital Terrain Model (JH03)	177.2	-	-	-	-	-	177.2	157
17 - Obtain a Citywide Data Management and Analytics Solution for Data-Based Decision Making (JI01)	72.0	-	-	-	-	-	72.0	159
36 - Provide Free Public WiFi at the Civic Center Plaza (JH06)	57.2	-	-	-	-	-	57.2	159
37 - Implement an Inventory and Asset Control System for City Technology (JH05)	572.0	-	-	-	-	-	572.0	160
5 - Modernize Computer Equipment Rooms to Protect City Servers (JH01)	289.7	104.0	-	418.0	-	-	811.7	161
6 - Replace Emergency Power Source for Public Safety Radio Network (JG01)	109.1	-	-	-	-	-	109.1	162
8 - Replace Website Management Software (JH04)	228.0	-	-	-	-	-	228.0	163
9 - Install Fiber Optic Infrastructure to Reduce Operating Costs (JG02)	3,399.5	3,152.3	3,244.9	49.6	-	6,332.4	16,178.6	164
Geographic Information System (GIS) Data Alignment (JI04)	300.0	-	-	-	-	-	300.0	166
* IT - Network Infrastructure (YI07)	1,320.9	545.2	572.7	1,465.0	108.0	-	4,011.8	167
* IT - Network Infrastructure (YH07)	36.1	-	-	-	-	-	36.1	168
* IT - Server Infrastructure (YH08)	90.1	-	-	-	-	-	90.1	169
* IT - Server Infrastructure (YI08)	560.4	1,773.1	3,885.6	838.9	106.3	-	7,164.2	170
Public Safety Radio BDA Replacement (EI01)	130.0	130.0	130.0	-	-	-	390.0	171
C&ED - Airport								
Airport Drainage Master Plan Update (TEMP2499)	-	-	400.0	-	-	-	400.0	180
Airport Future Grants Contingency (ZB53)	3,600.0	3,600.0	3,600.0	3,600.0	3,600.0	-	18,000.0	180
Airport Master Plan Update (TEMP2274-F)	-	-	400.0	-	-	-	400.0	181
Airport Security Fencing Improvements (AG06)	306.5	-	-	-	-	-	306.5	181
Aviation Annual Pavement Preservation (AI01)	200.0	200.0	200.0	200.0	200.0	-	1,000.0	182
Aviation Match Contingency (ZB52)	450.0	450.0	450.0	450.0	450.0	-	2,250.0	182
Design/Construct North General Aviation Box Hangars (AF01)	2,535.9	-	-	-	-	-	2,535.9	183

*Recurring Capital Maintenance Projects.

CAPITAL IMPROVEMENT PLAN - PROJECT LIST | by Division

(In thousands of dollars)

Project	Adopted 2021/22	Forecast 2022/23	Forecast 2023/24	Forecast 2024/25	Forecast 2025/26	Future	Total	Page
<u>C&ED - Airport</u>								
Environmental Assessment for Land Acquisition (AH03)	200.0	-	-	-	-	-	200.0	183
Exit Taxiways B2, B9 and B15 (TEMP2084-F)	-	-	200.0	1,950.6	-	-	2,150.6	184
Kilo Ramp Rehabilitation (AG02)	3,111.0	-	-	-	-	-	3,111.0	184
Land Acquisition 4.0 Acres (TEMP1882-F)	-	-	-	0.0	-	-	0.0	185
Reconfigure Aircraft Run-up Hold Apron RY21 End (TEMP2503)	-	-	-	126.1	1,134.9	-	1,261.0	185
Reconstruct Greenway Hangar Taxilane and Taxiway Alpha By-Pass (TEMP2498)	-	103.0	927.2	-	-	-	1,030.2	186
Rehabilitate Airport Drive (TEMP2497)	-	846.8	-	-	-	-	846.8	186
Rehabilitate/Geometry Improvements - Partial Parallel Taxiway A and Connectors, Design/Construct (AI02)	529.5	4,765.2	-	-	-	-	5,294.6	187
Runway 03/21 Rehabilitation/Reconstruction (AG04)	10,737.2	-	-	-	-	-	10,737.2	187
<u>C&ED - Economic Development</u>								
Stetson Plaza Splash Pad Enhancement Project (PH04)	59.3	-	-	-	-	-	59.3	87
<u>C&ED - Planning & Development</u>								
14 - Replace Obsolete Planning and Permitting Software (JH07)	1,585.0	1,000.0	664.0	-	-	-	3,249.0	158
41 - Install Solar Heating System for Eldorado Pool (B110)	560.3	-	-	-	-	-	560.3	95
57 - Install Solar Systems North Corporation Campus (DH02)	4,803.7	-	-	-	-	-	4,803.7	145
58 - Install Parasol Solar Shade Structure at City Hall Parking Lot (TEMP2314-F)	-	466.9	4,202.5	-	-	-	4,669.4	146
59 - Install Solar Systems at Civic Center Campus (TEMP2315-F)	-	-	278.5	2,506.1	-	-	2,784.5	147
60 - Double the Solar Power Generating Capacity at Appaloosa Library (TEMP2107-F)	-	39.7	-	-	-	-	39.7	148
63 - Build Parking Structures in Old Town Scottsdale (DH01)	4,385.1	5,525.9	5,525.9	5,525.9	-	-	20,962.8	149
Crossroads East Flood Control Phase I (FB53)	6,514.8	-	-	-	-	-	6,514.8	106
Granite Reef Watershed Phase 1 (FB50)	4,279.5	-	30,975.8	-	-	-	35,255.3	107
Granite Reef Watershed Phase 2A - Scottsdale's and FCDMC's Contribution (FI01)	923.7	12,885.3	-	-	-	-	13,808.9	108
Indian Bend Wash Levee Rehabilitation (FH01)	95.7	-	-	-	-	-	95.7	108
One Civic Center Pocket Park (DG07)	140.6	-	-	-	-	-	140.6	86
Princess Drive Drainage Project (FC01)	1,141.0	-	-	-	-	-	1,141.0	109

*Recurring Capital Maintenance Projects.

CAPITAL IMPROVEMENT PLAN - PROJECT LIST | by Division

(In thousands of dollars)

Project	Adopted 2021/22	Forecast 2022/23	Forecast 2023/24	Forecast 2024/25	Forecast 2025/26	Future	Total	Page
C&ED - Planning & Development								
Rawhide Wash Flood Control COS Contribution (FE01)	1,606.9	-	-	-	-	-	1,606.9	109
Reata Wash Flood Control (FB55)	2,876.3	-	-	2,500.0	30,000.0	-	35,376.3	110
Roosevelt Street Storm Drain (TEMP2157)	-	-	-	212.3	724.8	-	937.0	110
WestWorld Drainage Study (DH11)	15.5	-	-	-	-	-	15.5	111
C&ED - Tourism & Events								
1 - Replace Aging Infrastructure and Improve Public and Event Spaces on Civic Center Plaza (DG04)	25,979.3	-	-	-	-	-	25,979.3	75
18 - Build Roadway and Pedestrian Improvements along 2nd Street from Drinkwater Boulevard to Goldwater Boulevard (DH03)	1,833.1	-	-	-	-	-	1,833.1	226
19 - Build Roadway and Pedestrian Improvements along Marshall Way North of Indian School Road (TEMP2124-F)	-	-	-	-	-	1,800.8	1,800.8	227
20 - Build Roadway and Pedestrian Improvements along Main Street from Scottsdale Road to Brown Avenue (TEMP2134-F)	-	-	-	-	-	994.2	994.2	228
32 - Renovate and Modernize the Stage 2 Theater at the Scottsdale Center for the Performing Arts (TEMP2139-F)	-	-	-	240.0	-	960.0	1,200.0	79
43 - Improve 5th Avenue from Scottsdale Road to Goldwater Boulevard (TEMP2264-F)	-	-	-	-	-	3,569.9	3,569.9	229
Downtown Main Street Streetscape & Pedestrian Improvements (DE03)	2,141.3	-	-	-	-	-	2,141.3	232
City Manager								
Scottsdale Video Network								
* Telecast/Production/Video Streaming and Kiva Presentation Equipment (YI04)	190.0	96.0	70.0	60.0	-	-	416.0	171
Scottsdale Video Network								
* Telecast/Production/Video Streaming and Kiva Presentation Equipment (YH04)	49.9	-	-	-	-	-	49.9	172
City Treasurer								
CIP Contingency (ZB50)	5,000.0	5,000.0	5,000.0	5,000.0	5,000.0	-	25,000.0	164
CIP Contingency for Future Grants (ZB51)	5,000.0	5,000.0	5,000.0	5,000.0	5,000.0	-	25,000.0	165
CIP Transportation Fund Contingency (ZF01)	3,000.0	3,000.0	3,000.0	3,000.0	3,000.0	-	15,000.0	192
Enterprise Resource Planning System (JI02)	4,988.0	-	-	-	-	-	4,988.0	165
Greater Airpark Improvements Contingency (ZH02)	2,000.0	-	-	-	-	-	2,000.0	153

*Recurring Capital Maintenance Projects.

CAPITAL IMPROVEMENT PLAN - PROJECT LIST | by Division

(In thousands of dollars)

Project	Adopted 2021/22	Forecast 2022/23	Forecast 2023/24	Forecast 2024/25	Forecast 2025/26	Future	Total	Page
City Treasurer								
License and Permit Management System (JD04)	98.5	-	-	-	-	-	98.5	170
Old Town Improvements Contingency (ZH01)	3,200.0	-	-	-	-	-	3,200.0	155
Stormwater Fee Contingency (ZG01)	1,000.0	1,000.0	1,000.0	1,000.0	1,000.0	-	5,000.0	111
Utility Billing Management System (TEMP2119-F)	-	5,130.0	-	-	-	-	5,130.0	173
Community Services								
13 - Expand Granite Reef Senior Center to Meet Demand for Adult Day Care Center (TEMP1938-F)	-	-	594.4	2,377.7	-	-	2,972.2	76
15 - Build 200 Space Parking Lot off 75th Street to Serve the City Court and Scottsdale Stadium (PI05)	306.1	1,224.6	-	-	-	-	1,530.7	144
2 - Add Splash Pad and Improve Walkways at McCormick-Stillman Railroad Park (PH01)	917.2	-	-	-	-	-	917.2	90
21 - Expand Via Linda Senior Center to Meet Demand for Senior Services (TEMP1983-F)	-	-	-	-	-	4,538.6	4,538.6	77
22 - Build New Swimming Pools and Replace Building at Cactus Pool (TEMP1943-F)	-	-	3,123.0	3,123.0	-	24,983.7	31,229.6	91
23 - Repair Lakes and Irrigation at Vista del Camino Park in the Indian Bend Wash (PH03)	10,962.3	-	12,540.2	-	-	-	23,502.5	92
24 - Install High Efficiency Sports Lighting at 4 Facilities (PG07)	623.5	-	-	-	-	-	623.5	93
25 - Replace Aging Buildings that Comprise Paiute Community Center (TEMP2001-F)	-	-	-	-	-	11,174.2	11,174.2	78
30 - Indian School Park Field 1 Lighting (PI01)	696.1	-	-	-	-	-	696.1	94
42 - Add a Dog Park to Thompson Peak Park (PI06)	927.5	-	-	3,709.9	-	-	4,637.4	96
45 - Renovate WestWorld Horse Barns to Increase Rentable Space (DH05)	4,550.0	-	-	-	-	-	4,550.0	80
46 - Replace the Public Address System at WestWorld (DH06)	352.9	-	-	-	-	-	352.9	160
47 - Replace WestWorld Arena Lights to Reduce Operating Costs (DH04)	748.9	-	-	-	-	-	748.9	81
48 - Widen 94th Street at WestWorld to Improve Access (TEMP1992-F)	-	-	-	-	-	1,469.2	1,469.2	188
51 - Install Permanent Lighting at WestWorld Parking Lots to Reduce Operating Costs (TEMP1991-F)	-	-	-	-	-	1,438.3	1,438.3	82
52 - Expand Restrooms in WestWorld North Hall (DG06)	675.3	-	-	-	-	-	675.3	83

*Recurring Capital Maintenance Projects.

CAPITAL IMPROVEMENT PLAN - PROJECT LIST | by Division

(In thousands of dollars)

Project	Adopted 2021/22	Forecast 2022/23	Forecast 2023/24	Forecast 2024/25	Forecast 2025/26	Future	Total	Page
<u>Community Services</u>								
53 - Build Multi-Use Sport Fields in the area of Bell Road (PG09)	28,219.7	-	-	-	-	-	28,219.7	97
55 - Build a 17-Acre Neighborhood Park at Ashler Hills Drive and 74th Way (Whisper Rock) (PH02)	1,044.1	4,878.1	-	-	-	-	5,922.2	98
61 - Purchase land, expand Pinnacle Peak Park parking lot, staff office and restrooms, renovate hiking trail and construct an interpretive trail (PI02)	3,000.0	-	400.0	-	1,600.0	-	5,000.0	99
Aquatics Lifecycle Replacement (PG04)	2,108.0	169.3	726.0	-	-	-	3,003.3	100
Central Area Trail Construction (DB52)	243.6	-	-	-	-	-	243.6	114
Fraesfield and Granite Mountain Trailheads (PD04)	371.8	-	-	-	-	-	371.8	115
MS Railroad Park - Move the MERCI Train Car (PI03)	312.0	-	-	-	-	-	312.0	100
North and Central Area Access Control & Stabilization (PB54)	580.7	-	-	-	-	-	580.7	115
North Area Trail Construction (PB50)	628.5	-	-	-	-	-	628.5	116
Paiute Park Splash Pad (PG10)	16.2	-	-	-	-	-	16.2	101
Park Amenities (PG05)	832.7	694.0	654.0	-	-	-	2,180.7	101
Park Restrooms (PG01)	742.9	2,091.2	3,108.4	-	-	-	5,942.5	102
Pima/Dynamite Trailhead (PB65)	1,883.1	-	-	-	-	-	1,883.1	116
Playground Rehabilitation (PG02)	261.6	-	-	-	-	-	261.6	102
Restoration, Habitat, Invasive Plant, Wildland Fire Prevention & Safety Improvements (PB52)	1,947.2	300.0	-	-	-	-	2,247.2	116
Scottsdale Stadium Renovations Phase 2 (PH05)	4,668.6	-	-	-	-	-	4,668.6	103
Sky Room at Civic Center Library (PI04)	494.4	-	-	-	-	-	494.4	74
South Area Access Control (PB61)	842.4	150.0	-	-	-	-	992.4	117
South Area Trail Construction (PB51)	554.0	-	-	-	-	-	554.0	117
TNEC - Monument Sign (DF01)	36.6	-	-	-	-	-	36.6	88
TPC Stadium Course - Midway Grill Improvements (PG06)	1,340.9	-	-	-	-	-	1,340.9	89
WestWorld Drainage (DI01)	200.0	-	-	-	-	-	200.0	156
WestWorld Tent Fabric Panels Replacement (DH07)	312.8	-	-	-	-	-	312.8	89
<u>Public Safety - Fire</u>								
28 - Build a New Fire Station near Hayden Road and the Loop 101 to Improve Response Times (BI02)	2,094.0	8,376.0	-	-	-	-	10,470.0	121

*Recurring Capital Maintenance Projects.

CAPITAL IMPROVEMENT PLAN - PROJECT LIST | by Division

(In thousands of dollars)

Project	Adopted 2021/22	Forecast 2022/23	Forecast 2023/24	Forecast 2024/25	Forecast 2025/26	Future	Total	Page
Public Safety - Fire								
34 - Build New Fire Station at 90th Street and Via Linda to Replace Aging Facility (TEMP2025-F)	-	-	-	-	-	5,914.0	5,914.0	122
38 - Build a new Fire Department Training Facility (BH01)	3,548.4	14,606.8	-	-	-	-	18,155.2	123
EOC Upgrades (DH16)	143.6	-	-	-	-	-	143.6	123
Fire Station 603 Relocation (BC04)	492.2	-	-	-	-	-	492.2	124
Fire Station 612 Land Acquisition (BI08)	2,970.0	-	-	-	-	-	2,970.0	125
Fire Station 616 Design and Construction (BC03)	486.7	-	-	-	-	-	486.7	126
Microwave and Radio System Upgrade to Improve Coverage (JH08)	206.5	-	-	-	-	-	206.5	126
* Public Safety - Fire Radio Replacement (YI31)	485.4	568.8	624.8	500.0	-	-	2,179.1	127
Radio Channel Upgrade to Improve Capacity (JH09)	221.7	-	-	-	-	-	221.7	127
Renovate Fire Station 606 (BI01)	2,750.0	-	-	-	-	-	2,750.0	128
Public Safety - Police								
26 - Replace Deteriorating Vehicle Training Track at the Police and Fire Training Facility (BH03)	354.2	1,535.5	-	-	-	-	1,889.7	129
27 - Modernize and Expand the Police and Fire Training Facility (BH02)	751.5	3,381.8	-	-	-	-	4,133.3	130
29 - Replace Workstations at 911 Communications Dispatch Center to Accommodate New Technology (JH10)	638.5	-	-	-	-	-	638.5	131
33 - Renovate the Via Linda Police Station to Increase Efficiency (BI03)	3,000.0	-	-	-	-	13,600.0	16,600.0	132
35 - Install Bullet Proof Glass in Reception Areas of Police Department Facilities (BH04)	917.7	-	-	-	-	-	917.7	133
39 - Renovate the Foothills Police Station to Accommodate Current Staffing Levels (TEMP2129-F)	-	-	-	-	-	1,024.0	1,024.0	134
40 - Renovate and Expand the Civic Center Jail and Downtown Police Facility to Meet Demand (BI04)	2,620.5	10,482.0	-	-	-	-	13,102.5	135
7 - Replace Outdated 9-1-1 Computer Aided Dispatch and Records Management to Improve Efficiency (JG04)	633.0	-	-	-	-	-	633.0	136
Ballistic Glass at Police Department Facilities (BE02)	143.6	-	-	-	-	-	143.6	136

*Recurring Capital Maintenance Projects.

CAPITAL IMPROVEMENT PLAN - PROJECT LIST | by Division

(In thousands of dollars)

Project	Adopted 2021/22	Forecast 2022/23	Forecast 2023/24	Forecast 2024/25	Forecast 2025/26	Future	Total	Page
Public Safety - Police								
Closed Circuit Television (CCTV) (Security Camera System) and Access Control Replacement (JD05)	605.6	-	-	-	-	-	605.6	137
* Crime Laboratory Equipment Replacement (YI03)	395.0	409.0	701.0	401.0	20.0	-	1,926.0	137
DNA Evidence Storage Facility (BH05)	1,058.3	-	-	-	-	-	1,058.3	138
Fire Alarm Monitoring Upgrade (JI05)	69.0	-	-	-	-	-	69.0	138
Jail Dormitory Phase II (TEMP2428-F)	-	346.7	-	-	-	-	346.7	139
* Police Portable and Vehicle Radio Replacement (YI06)	1,436.5	567.5	662.9	603.5	-	-	3,270.4	139
Security Cameras and Access Control Systems (JI06)	250.0	266.5	250.0	308.2	216.0	-	1,290.7	140
Uninterruptible Power Supply (JI07)	166.7	-	-	-	-	-	166.7	140
Public Works								
62 - Build a Bridge on Thompson Peak Parkway over Reata Pass Wash to Improve Safety (TEMP2066-F)	-	-	-	6,300.0	-	-	6,300.0	189
68th Street: Indian School Road to Thomas Road (SG02)	811.1	-	-	-	-	-	811.1	190
ADA Transition Plan Implementation (SF03)	262.5	-	-	-	-	-	262.5	191
* ADA Transition Plan Implementation (YI33)	300.0	300.0	300.0	300.0	300.0	-	1,500.0	191
Alley Conversion (DH08)	369.2	255.8	255.8	-	-	-	880.8	149
Arizona Canal Path Public Art Project (TE02)	602.6	-	-	-	-	-	602.6	230
Arts in Public Places (DE05)	160.6	-	-	-	-	-	160.6	84
* Bikeways Program (YI28)	400.0	400.0	400.0	400.0	400.0	-	2,000.0	230
* Bikeways Program (YH28)	123.5	-	-	-	-	-	123.5	231
Buffered Bike Lane Installation (TH04)	575.2	400.0	-	-	-	-	975.2	231
Camelback Road and Saddlebag Trail Pedestrian Hybrid Beacon (TH06)	264.5	-	-	-	-	-	264.5	221
Carefree Highway: Cave Creek Road to Scottsdale Road (SH04)	1,584.0	1,200.0	8,645.7	-	-	-	11,429.7	192
City Buildings Safety Retrofit - 28120 (DH15)	1,467.7	-	-	-	-	-	1,467.7	150
Community Facility Safety Upgrades - 28100 (DH14)	732.6	-	-	-	-	-	732.6	150
Drinkwater Underpass Public Art (DG03)	182.8	-	-	-	-	-	182.8	85
Dynamite Boulevard: Pima Road to 136th Street Turn Bays and Bike Lanes (SH05)	1,416.4	-	-	-	-	-	1,416.4	193
Energy Performance Project - Phase I (BI05)	1,665.0	1,415.0	-	-	-	-	3,080.0	151
Energy Performance Project - Phase II (BI06)	250.0	4,650.0	-	-	-	-	4,900.0	151
Expanded McDowell Sonoran Preserve (PB66)	32,709.2	-	-	-	-	-	32,709.2	114

*Recurring Capital Maintenance Projects.

CAPITAL IMPROVEMENT PLAN - PROJECT LIST | by Division

(In thousands of dollars)

Project	Adopted 2021/22	Forecast 2022/23	Forecast 2023/24	Forecast 2024/25	Forecast 2025/26	Future	Total	Page
Public Works								
* Facilities Upgrade and Replacement Program (YH01)	2,067.4	-	-	-	-	-	2,067.4	152
* Facilities Upgrade and Replacement Program (YI01)	2,550.0	2,560.0	2,605.0	2,677.3	-	-	10,392.3	152
Fleet Electric Vehicle Infrastructure Implementation (BI09)	500.0	500.0	500.0	500.0	500.0	-	2,500.0	153
Fleet Software (JI03)	280.0	-	-	-	-	-	280.0	166
Frank Lloyd Wright Boulevard at Arizona State Route 101 Traffic Interchange (SG04)	4,000.0	-	-	-	-	-	4,000.0	194
Gateway Monument Replacement (BI07)	817.9	-	-	-	-	-	817.9	85
Goldwater Boulevard and Highland Avenue Intersection Improvement (TEMP1960)	-	433.0	2,515.0	-	-	-	2,948.0	195
Goldwater Boulevard Pedestrian and Bicycle Underpass at Scottsdale Road (SI03)	682.2	-	2,352.4	-	-	-	3,034.6	196
Greenway-Hayden/Frank Lloyd Wright Public Art (DG01)	452.4	-	-	-	-	-	452.4	86
Happy Valley Road: Pima Road to Alma School Road (SE02)	22,442.9	-	-	-	-	-	22,442.9	197
Hayden Road at Arizona State Route 101 Interchange Improvements (TEMP1981-F)	-	-	-	5,307.4	-	-	5,307.4	198
Hayden Road/Miller Road: Pinnacle Peak Road to Happy Valley Road (SH02)	5,521.1	8,173.2	-	-	-	-	13,694.4	199
Hualapai Drive: Hayden Road to Pima Road (TG01)	4,450.0	6,200.0	-	-	-	-	10,650.0	233
Illuminated Street Signs (SH07)	1,181.7	-	-	-	-	-	1,181.7	199
Indian Bend Wash Path Renovation - Phase I (SI04)	311.2	1,807.5	-	-	-	-	2,118.7	200
Indian Bend Wash Underpass at Chaparral Road (SF01)	1,862.8	-	-	-	-	-	1,862.8	201
Intelligent Transportation System (ITS) Infrastructure and Network Improvements (TH05)	3,526.4	-	-	-	-	-	3,526.4	221
McDowell Road Bicycle Lanes from Pima Road to 64th Street (SD01)	4,073.3	-	-	-	-	-	4,073.3	201
Miller Road Underpass at Arizona State Route 101 (SC03)	8,768.1	-	-	-	-	-	8,768.1	202
* Neighborhood Traffic Management Program (YH21)	200.0	-	-	-	-	-	200.0	222
* Neighborhood Traffic Management Program (YI21)	250.0	250.0	250.0	250.0	250.0	-	1,250.0	222
North Corp Yard CNG Compliance (BB53)	33.2	-	-	-	-	-	33.2	154

*Recurring Capital Maintenance Projects.

CAPITAL IMPROVEMENT PLAN - PROJECT LIST | by Division

(In thousands of dollars)

Project	Adopted 2021/22	Forecast 2022/23	Forecast 2023/24	Forecast 2024/25	Forecast 2025/26	Future	Total	Page
Public Works								
North Corporation Yard Garage (BH07)	3,792.0	-	-	-	-	-	3,792.0	154
Old Town Pedestrian Improvements (TD01)	1,673.0	-	-	-	-	-	1,673.0	233
Old Town Streetlight Replacements (SI05)	1,150.7	1,001.5	1,001.5	-	-	-	3,153.7	202
Osborn Road Complete Street: Hayden Road to Scottsdale Road (SF02)	4,653.9	-	-	-	-	-	4,653.9	203
Parking Lot Pavement Project (SI06)	150.0	720.4	708.7	745.6	-	-	2,324.8	203
* Pavement Overlay - Alleys (YI34)	500.0	500.0	500.0	500.0	500.0	-	2,500.0	204
* Pavement Overlay Program (YH29)	979.4	-	-	-	-	-	979.4	204
* Pavement Overlay Program (YI29)	6,550.0	6,550.0	6,550.0	6,550.0	6,550.0	-	32,750.0	205
Pedestrian Crossing Improvements (TH03)	989.9	-	-	-	-	-	989.9	234
Pima Road: Chaparral Road to Thomas Road (TEMP1965-F)	-	-	10,032.8	-	-	-	10,032.8	205
Pima Road: Dynamite Boulevard to Las Piedras (SI01)	1,300.0	700.0	17,885.7	-	-	-	19,885.7	206
Pima Road: Happy Valley Road to Jomax Road (SH01)	2,055.7	7,520.0	12,760.0	-	-	-	22,335.7	206
Pima Road: Jomax Road to Dynamite Boulevard (TEMP2302-F)	-	-	11,717.1	-	-	-	11,717.1	234
Pima Road: Krail Street to Chaparral Road (SC04)	18,475.8	-	-	-	-	-	18,475.8	207
Pima Road: Las Piedras to Stagecoach Pass (TEMP2303-F)	-	-	25,900.0	-	-	-	25,900.0	235
Pima Road: Pinnacle Peak Road to Happy Valley Road (SC01)	36,130.3	-	-	-	-	-	36,130.3	208
Pima Road: Via de Ventura to Via Linda (SB57)	1,752.9	-	-	-	-	-	1,752.9	208
PM-10 Dirt Road Paving (SI07)	639.0	4,089.3	-	-	-	-	4,728.3	209
Raintree Drive at Arizona State Route 101 Traffic Interchange (SG01)	1,200.0	-	-	-	-	-	1,200.0	210
Raintree Drive: Hayden Road to Arizona State Route 101 (SC02)	5,255.6	-	-	-	-	-	5,255.6	211
Raintree Drive: Scottsdale Road to Hayden Road (SB53)	29,882.0	-	-	-	-	-	29,882.0	212
Redfield Road: Raintree Drive to Hayden Road (SB56)	239.0	-	-	-	-	-	239.0	212
* Roadway Capacity & Safety Improvements (YH19)	666.3	-	-	-	-	-	666.3	223
* Roadway Capacity & Safety Improvements (YI19)	900.0	900.0	900.0	900.0	900.0	-	4,500.0	223
Scottsdale Road and Palm Lane Hybrid Beacon (TG03)	30.0	-	-	-	-	-	30.0	236

*Recurring Capital Maintenance Projects.

CAPITAL IMPROVEMENT PLAN - PROJECT LIST | by Division

(In thousands of dollars)

Project	Adopted 2021/22	Forecast 2022/23	Forecast 2023/24	Forecast 2024/25	Forecast 2025/26	Future	Total	Page
Public Works								
Scottsdale Road Overhead Power Undergrounding (DH09)	750.0	-	-	-	-	-	750.0	213
Scottsdale Road: Dixileta Drive to Carefree Highway (TEMP1972-F)	-	2,000.0	14,911.4	-	-	-	16,911.4	213
Scottsdale Road: Jomax Road to Dixileta Drive (SG05)	23,352.1	-	-	-	-	-	23,352.1	214
Scottsdale Road: Pinnacle Peak Parkway to Jomax Road (TEMP1970-F)	-	-	-	-	2,571.4	-	2,571.4	215
Scottsdale Road: Thompson Peak Parkway to Pinnacle Peak Road Phase II (TEMP1969-F)	-	-	-	-	8,754.3	-	8,754.3	216
Shared-Use Path Sign Program (TH01)	802.4	-	-	-	-	-	802.4	224
Shea Boulevard Intersections: Arizona State Route 101 to 136th Street (SG06)	13,728.1	-	5,371.4	-	-	-	19,099.5	217
Shea Underpass Access at 124th Street (TB66)	502.4	-	-	-	-	-	502.4	236
* Sidewalk Improvements (YH20)	199.0	-	-	-	-	-	199.0	237
* Sidewalk Improvements (YI20)	200.0	200.0	200.0	200.0	200.0	-	1,000.0	237
Slurry/Milling Unpaved Alleys (SH06)	595.6	265.4	299.7	-	-	-	1,160.7	218
SOHO Phase 2 Public Art (DH12)	197.7	-	-	-	-	-	197.7	87
Solid Waste Upgrades and Improvements Program (BG01)	212.4	195.0	375.0	225.0	217.8	-	1,225.2	155
Solid Waste Vehicle Monitoring System (JB66)	400.3	-	-	-	-	-	400.3	172
Street Operations Work and Asset Management System (JB56)	8.3	-	-	-	-	-	8.3	172
* Streetlight Replacement (YI30)	200.0	200.0	200.0	200.0	200.0	-	1,000.0	218
* Streetlight Replacement (YH30)	105.8	-	-	-	-	-	105.8	219
Thomas Road: 56th Street to 73rd Street (SG03)	4,722.1	-	-	-	-	-	4,722.1	219
Tony Nelssen Center UV and Ionization (DH10)	271.2	-	-	-	-	-	271.2	88
* Traffic Signal Construction (YH23)	234.2	-	-	-	-	-	234.2	224
* Traffic Signal Construction (YI23)	600.0	600.0	600.0	600.0	600.0	-	3,000.0	225
* Trail Improvement Program (YH18)	186.9	-	-	-	-	-	186.9	238
* Trail Improvement Program (YI18)	200.0	200.0	200.0	200.0	200.0	-	1,000.0	238
Transfer Station Enhancements (BH06)	57.7	-	-	-	-	-	57.7	156
* Transit Stop Improvements (YH32)	299.8	-	-	-	-	-	299.8	239
* Transit Stop Improvements (YI32)	300.0	300.0	300.0	300.0	300.0	-	1,500.0	239
Trolley Vehicle Purchase (TEMP2526)	-	-	-	8,125.0	-	-	8,125.0	240
Trolley Vehicle Purchases (TG02)	344.5	-	-	-	-	-	344.5	240

*Recurring Capital Maintenance Projects.

CAPITAL IMPROVEMENT PLAN - PROJECT LIST | by Division

(In thousands of dollars)

Project	Adopted 2021/22	Forecast 2022/23	Forecast 2023/24	Forecast 2024/25	Forecast 2025/26	Future	Total	Page
Public Works								
Widen 98th Street North of McDowell Mountain Ranch Road to Improve Access (SI02)	1,327.9	-	-	-	-	-	1,327.9	220
Water Resources								
Advance Water Treatment Plant Membranes - Wastewater (VB69)	1,466.5	500.0	800.0	830.0	350.0	-	3,946.5	244
Advance Water Treatment Plant Membranes Replacement (WF01)	550.5	200.0	155.0	300.0	150.0	-	1,355.5	256
Booster Station 57 Replacement (WE01)	3,454.3	-	-	-	-	-	3,454.3	256
Booster Station Upgrades (WH20)	7,878.5	2,000.0	2,000.0	1,300.0	3,750.0	-	16,928.5	257
Camelback Road Sewer Improvements (VI01)	1,234.0	-	-	-	-	-	1,234.0	244
Capital Asset Replacement and System Upgrades (VH01)	672.2	535.0	535.0	534.0	535.0	-	2,811.2	245
Capital Asset Replacement and System Upgrades (WH02)	944.4	535.0	535.0	534.0	500.0	-	3,048.4	257
Chaparral Water Treatment Plant Pretreatment (WH11)	8,992.4	-	-	-	-	-	8,992.4	258
Cluster 3 Arsenic Treatment (WG04)	7,099.5	-	-	-	-	-	7,099.5	258
Crossroads East Sewer (VF03)	3,970.5	-	-	-	-	-	3,970.5	246
Crossroads East Water (WF06)	14,577.2	-	-	-	-	-	14,577.2	259
Deep Well Recharge/Recovery Projects (WF08)	20,718.3	9,000.0	100.0	100.0	100.0	-	30,018.3	260
Dynamite Road Sewer Interceptor (VF01)	1,396.9	-	-	-	-	-	1,396.9	247
East Dynamite Area Transmission Main (WD01)	4,968.3	-	-	-	-	-	4,968.3	260
Frank Lloyd Wright 24-inch Transmission Main & Booster Station 83B Modifications (WC03)	7,466.3	-	-	-	-	-	7,466.3	261
Infrastructure Asset Management and Condition Assessment (WI01)	200.0	150.0	150.0	150.0	150.0	-	800.0	261
Irrigation Water Distribution System Improvements (WH12)	2,963.5	-	-	-	-	-	2,963.5	262
IWDS / Harquahala Valley Irrigation District Property - Desert Mountain Golf Club (WH16)	15,078.3	-	-	-	-	-	15,078.3	262
IWDS Improvements (WH05)	3,000.0	-	-	100.0	-	-	3,100.0	263
IWDS/HVID Property - Desert Mountain Golf Club (WH07)	15,000.0	-	-	-	-	-	15,000.0	263
IWDS/HVID Property - Scottsdale National Golf Club (WH08)	4,000.0	-	-	-	-	-	4,000.0	264
Jomax Road Sewer Interceptor and Lift Station (VF02)	2,358.7	-	-	-	-	-	2,358.7	248

*Recurring Capital Maintenance Projects.

CAPITAL IMPROVEMENT PLAN - PROJECT LIST | by Division

(In thousands of dollars)

Project	Adopted 2021/22	Forecast 2022/23	Forecast 2023/24	Forecast 2024/25	Forecast 2025/26	Future	Total	Page
Water Resources								
Master Plan - Water (WH22)	645.4	-	500.0	-	-	-	1,145.4	264
Master Plan Water Reclamation (VH07)	429.4	160.0	-	182.0	500.0	-	1,271.4	248
Radio Telemetry Monitoring Automation Citywide - Wastewater (VH05)	1,403.3	200.0	-	375.0	350.0	-	2,328.3	249
Radio Telemetry Monitoring Automation Citywide - Water (WH14)	3,826.3	1,000.0	250.0	600.0	650.0	-	6,326.3	265
Regional Recharge Basins (WH18)	1,393.2	453.0	-	-	-	-	1,846.2	265
Rio Verde/128th Street Transmission Mains (WG01)	5,265.7	-	-	-	-	-	5,265.7	266
RWDS System Improvements (WH04)	7,952.0	2,750.0	1,200.0	1,000.0	600.0	-	13,502.0	249
Sanitary Sewer Lateral Rehabilitation (VH06)	287.5	50.0	50.0	75.0	50.0	-	512.5	250
Site 146 Zone 11 Pumping Improvement (WI02)	914.4	-	-	-	-	-	914.4	266
Site 42 Reservoir Storage Expansion (WF02)	7,211.3	-	-	-	-	-	7,211.3	267
SROG Regional Wastewater Facilities (VF04)	24,675.4	5,000.0	5,000.0	5,000.0	17,061.0	-	56,736.4	250
State Land Near Legend Trails I (WF03)	5,585.2	-	-	-	-	-	5,585.2	268
State Land Near Legend Trails II (WF04)	6,284.0	-	1,133.1	-	-	-	7,417.1	269
Technology Master Plan Identified Wastewater Projects (VE01)	2,488.3	2,000.0	200.0	200.0	200.0	-	5,088.3	251
Technology Master Plan Identified Water Projects (WE02)	5,200.6	2,750.0	100.0	200.0	200.0	-	8,450.6	270
Thomas Groundwater Treatment Facility (WC07)	2,045.3	-	-	-	-	-	2,045.3	270
Verde River Watershed Feasibility Project (WI03)	50.0	100.0	100.0	50.0	-	-	300.0	271
Wastewater Fund Contingency (ZE01)	2,000.0	2,000.0	2,000.0	2,000.0	2,000.0	-	10,000.0	251
Wastewater Impact Fees (VC01)	96.2	1.0	1.0	1.0	50.0	-	149.2	252
Wastewater System Improvements (VF06)	17,529.8	6,000.0	5,350.0	1,300.0	2,500.0	-	32,679.8	252
Wastewater System Oversizing (VF05)	461.5	-	-	50.0	100.0	-	611.5	253
Wastewater Treatment Facility Improvements (VH08)	11,861.2	4,000.0	3,500.0	3,750.0	2,250.0	-	25,361.2	253
Water Campus Vadose Well Construction (WH01)	3,266.7	-	-	-	-	-	3,266.7	271
Water Campus Vadose Well Rehabilitation (WB79)	674.5	50.0	25.0	50.0	-	-	799.5	272
Water Distribution System Improvements (WH21)	26,899.9	9,100.0	8,000.0	9,000.0	7,800.0	-	60,799.9	272
Water Fund Contingency (ZE02)	3,000.0	3,000.0	3,000.0	3,000.0	3,000.0	-	15,000.0	273
Water Impact Fees (WC01)	78.1	1.0	1.0	1.0	50.0	-	131.1	273
Water Meter Replacement Program (WH15)	5,209.6	3,900.0	2,000.0	2,500.0	2,000.0	-	15,609.6	274

*Recurring Capital Maintenance Projects.

CAPITAL IMPROVEMENT PLAN - PROJECT LIST | by Division

(In thousands of dollars)

Project	Adopted 2021/22	Forecast 2022/23	Forecast 2023/24	Forecast 2024/25	Forecast 2025/26	Future	Total	Page
Water Resources								
Water Participation Program (WH10)	1,097.6	-	-	-	100.0	-	1,197.6	274
Water Participation Program - City Portion (WH03)	947.2	500.0	500.0	500.0	500.0	-	2,947.2	275
Water Quality Lab Equipment Replacement (WG05)	957.2	-	-	50.0	50.0	-	1,057.2	275
Water Reclamation Participation Program (VH04)	2,083.9	550.0	650.0	700.0	700.0	-	4,683.9	254
Water Reclamation Participation Program - City Portion (VH02)	1,227.1	500.0	500.0	500.0	500.0	-	3,227.1	254
Water Reclamation Security Enhancements (VH03)	351.7	100.0	100.0	100.0	100.0	-	751.7	255
Water Resources Impact Fees (WC02)	194.7	1.0	1.0	1.0	50.0	-	247.7	276
Water System Oversizing (WF07)	96.0	150.0	150.0	100.0	150.0	-	646.0	276
Water System Security Enhancement Projects (WE03)	789.3	200.0	180.0	180.0	200.0	-	1,549.3	277
Water Treatment Facility Improvements (WD04)	9,748.0	10,000.0	10,000.0	4,000.0	5,000.0	-	38,748.0	277
Water Treatment Plant Membranes (WH17)	1,516.1	2,160.0	1,200.0	1,100.0	1,100.0	-	7,076.1	278
Well Site - In Crossroads East - North of the Arizona State Route 101 (WF05)	2,920.4	-	-	-	-	-	2,920.4	278
Well Sites (WH19)	1,663.3	200.0	200.0	200.0	200.0	-	2,463.3	279
Well Sites Rehabilitation (WH09)	1,219.7	-	-	-	150.0	-	1,369.7	279
Westworld System Improvements (WH06)	4,492.5	200.0	150.0	150.0	-	-	4,992.5	280
Zone 14/16 Water System Improvements Phase 2 (WH23)	3,359.8	-	-	-	-	-	3,359.8	280
Zone 3W Water System Improvements (WD03)	4,775.0	-	-	-	-	-	4,775.0	281
Zone 8 Jomax Road Transmission Line (WG03)	740.0	-	-	-	-	-	740.0	281
Zone 8-D Jomax Road Transmission Line (WG02)	946.0	-	-	-	-	-	946.0	282

*Recurring Capital Maintenance Projects.

CAPITAL IMPROVEMENT PLAN - PROJECT LIST | by Program

(In thousands of dollars)

Project	Adopted 2021/22	Forecast 2022/23	Forecast 2023/24	Forecast 2024/25	Forecast 2025/26	Future	Total	Page
Community Facilities - Library/Library Improvements								
Sky Room at Civic Center Library (PI04)	494.4	-	-	-	-	-	494.4	74
Community Facilities - Neighborhood & Community								
1 - Replace Aging Infrastructure and Improve Public and Event Spaces on Civic Center Plaza (DG04)	25,979.3	-	-	-	-	-	25,979.3	75
13 - Expand Granite Reef Senior Center to Meet Demand for Adult Day Care Center (TEMP1938-F)	-	-	594.4	2,377.7	-	-	2,972.2	76
21 - Expand Via Linda Senior Center to Meet Demand for Senior Services (TEMP1983-F)	-	-	-	-	-	4,538.6	4,538.6	77
25 - Replace Aging Buildings that Comprise Paiute Community Center (TEMP2001-F)	-	-	-	-	-	11,174.2	11,174.2	78
32 - Renovate and Modernize the Stage 2 Theater at the Scottsdale Center for the Performing Arts (TEMP2139-F)	-	-	-	240.0	-	960.0	1,200.0	79
45 - Renovate WestWorld Horse Barns to Increase Rentable Space (DH05)	4,550.0	-	-	-	-	-	4,550.0	80
47 - Replace WestWorld Arena Lights to Reduce Operating Costs (DH04)	748.9	-	-	-	-	-	748.9	81
51 - Install Permanent Lighting at WestWorld Parking Lots to Reduce Operating Costs (TEMP1991-F)	-	-	-	-	-	1,438.3	1,438.3	82
52 - Expand Restrooms in WestWorld North Hall (DG06)	675.3	-	-	-	-	-	675.3	83
Arts in Public Places (DE05)	160.6	-	-	-	-	-	160.6	84
Drinkwater Underpass Public Art (DG03)	182.8	-	-	-	-	-	182.8	85
Gateway Monument Replacement (BI07)	817.9	-	-	-	-	-	817.9	85
Greenway-Hayden/Frank Lloyd Wright Public Art (DG01)	452.4	-	-	-	-	-	452.4	86
One Civic Center Pocket Park (DG07)	140.6	-	-	-	-	-	140.6	86
SOHO Phase 2 Public Art (DH12)	197.7	-	-	-	-	-	197.7	87
Stetson Plaza Splash Pad Enhancement Project (PH04)	59.3	-	-	-	-	-	59.3	87
TNEC - Monument Sign (DF01)	36.6	-	-	-	-	-	36.6	88
Tony Nelssen Center UV and Ionization (DH10)	271.2	-	-	-	-	-	271.2	88
TPC Stadium Course - Midway Grill Improvements (PG06)	1,340.9	-	-	-	-	-	1,340.9	89

*Recurring Capital Maintenance Projects.

CAPITAL IMPROVEMENT PLAN - PROJECT LIST | by Program

(In thousands of dollars)

Project	Adopted 2021/22	Forecast 2022/23	Forecast 2023/24	Forecast 2024/25	Forecast 2025/26	Future	Total	Page
Community Facilities - Neighborhood & Community								
WestWorld Tent Fabric Panels Replacement (DH07)	312.8	-	-	-	-	-	312.8	89
Community Facilities - Parks/Park Improvements								
2 - Add Splash Pad and Improve Walkways at McCormick-Stillman Railroad Park (PH01)	917.2	-	-	-	-	-	917.2	90
22 - Build New Swimming Pools and Replace Building at Cactus Pool (TEMP1943-F)	-	-	3,123.0	3,123.0	-	24,983.7	31,229.6	91
23 - Repair Lakes and Irrigation at Vista del Camino Park in the Indian Bend Wash (PH03)	10,962.3	-	12,540.2	-	-	-	23,502.5	92
24 - Install High Efficiency Sports Lighting at 4 Facilities (PG07)	623.5	-	-	-	-	-	623.5	93
30 - Indian School Park Field 1 Lighting (PI01)	696.1	-	-	-	-	-	696.1	94
41 - Install Solar Heating System for Eldorado Pool (B110)	560.3	-	-	-	-	-	560.3	95
42 - Add a Dog Park to Thompson Peak Park (PI06)	927.5	-	-	3,709.9	-	-	4,637.4	96
53 - Build Multi-Use Sport Fields in the area of Bell Road (PG09)	28,219.7	-	-	-	-	-	28,219.7	97
55 - Build a 17-Acre Neighborhood Park at Ashler Hills Drive and 74th Way (Whisper Rock) (PH02)	1,044.1	4,878.1	-	-	-	-	5,922.2	98
61 - Purchase land, expand Pinnacle Peak Park parking lot, staff office and restrooms, renovate hiking trail and construct an interpretive trail (PI02)	3,000.0	-	400.0	-	1,600.0	-	5,000.0	99
Aquatics Lifecycle Replacement (PG04)	2,108.0	169.3	726.0	-	-	-	3,003.3	100
MS Railroad Park - Move the MERCI Train Car (PI03)	312.0	-	-	-	-	-	312.0	100
Paiute Park Splash Pad (PG10)	16.2	-	-	-	-	-	16.2	101
Park Amenities (PG05)	832.7	694.0	654.0	-	-	-	2,180.7	101
Park Restrooms (PG01)	742.9	2,091.2	3,108.4	-	-	-	5,942.5	102
Playground Rehabilitation (PG02)	261.6	-	-	-	-	-	261.6	102
Scottsdale Stadium Renovations Phase 2 (PH05)	4,668.6	-	-	-	-	-	4,668.6	103
Drainage / Flood Control - Drainage / Flood Control								
Crossroads East Flood Control Phase I (FB53)	6,514.8	-	-	-	-	-	6,514.8	106
Granite Reef Watershed Phase 1 (FB50)	4,279.5	-	30,975.8	-	-	-	35,255.3	107
Granite Reef Watershed Phase 2A - Scottsdale's and FCDMC's Contribution (FI01)	923.7	12,885.3	-	-	-	-	13,808.9	108
Indian Bend Wash Levee Rehabilitation (FH01)	95.7	-	-	-	-	-	95.7	108

*Recurring Capital Maintenance Projects.

CAPITAL IMPROVEMENT PLAN - PROJECT LIST | by Program

(In thousands of dollars)

Project	Adopted 2021/22	Forecast 2022/23	Forecast 2023/24	Forecast 2024/25	Forecast 2025/26	Future	Total	Page
<u>Drainage / Flood Control - Drainage / Flood Control</u>								
Princess Drive Drainage Project (FC01)	1,141.0	-	-	-	-	-	1,141.0	109
Rawhide Wash Flood Control COS Contribution (FE01)	1,606.9	-	-	-	-	-	1,606.9	109
Reata Wash Flood Control (FB55)	2,876.3	-	-	2,500.0	30,000.0	-	35,376.3	110
Roosevelt Street Storm Drain (TEMP2157)	-	-	-	212.3	724.8	-	937.0	110
Stormwater Fee Contingency (ZG01)	1,000.0	1,000.0	1,000.0	1,000.0	1,000.0	-	5,000.0	111
WestWorld Drainage Study (DH11)	15.5	-	-	-	-	-	15.5	111
<u>Preservation - Preservation/Preservation Improvements</u>								
Central Area Trail Construction (DB52)	243.6	-	-	-	-	-	243.6	114
Expanded McDowell Sonoran Preserve (PB66)	32,709.2	-	-	-	-	-	32,709.2	114
Fraesfield and Granite Mountain Trailheads (PD04)	371.8	-	-	-	-	-	371.8	115
North and Central Area Access Control & Stabilization (PB54)	580.7	-	-	-	-	-	580.7	115
North Area Trail Construction (PB50)	628.5	-	-	-	-	-	628.5	116
Pima/Dynamite Trailhead (PB65)	1,883.1	-	-	-	-	-	1,883.1	116
Restoration, Habitat, Invasive Plant, Wildland Fire Prevention & Safety Improvements (PB52)	1,947.2	300.0	-	-	-	-	2,247.2	116
South Area Access Control (PB61)	842.4	150.0	-	-	-	-	992.4	117
South Area Trail Construction (PB51)	554.0	-	-	-	-	-	554.0	117
<u>Public Safety - Fire Protection</u>								
28 - Build a New Fire Station near Hayden Road and the Loop 101 to Improve Response Times (BI02)	2,094.0	8,376.0	-	-	-	-	10,470.0	121
34 - Build New Fire Station at 90th Street and Via Linda to Replace Aging Facility (TEMP2025-F)	-	-	-	-	-	5,914.0	5,914.0	122
38 - Build a new Fire Department Training Facility (BH01)	3,548.4	14,606.8	-	-	-	-	18,155.2	123
EOC Upgrades (DH16)	143.6	-	-	-	-	-	143.6	123
Fire Station 603 Relocation (BC04)	492.2	-	-	-	-	-	492.2	124
Fire Station 612 Land Acquisition (BI08)	2,970.0	-	-	-	-	-	2,970.0	125
Fire Station 616 Design and Construction (BC03)	486.7	-	-	-	-	-	486.7	126
Microwave and Radio System Upgrade to Improve Coverage (JH08)	206.5	-	-	-	-	-	206.5	126
* Public Safety - Fire Radio Replacement (YI31)	485.4	568.8	624.8	500.0	-	-	2,179.1	127
Radio Channel Upgrade to Improve Capacity (JH09)	221.7	-	-	-	-	-	221.7	127
Renovate Fire Station 606 (BI01)	2,750.0	-	-	-	-	-	2,750.0	128

*Recurring Capital Maintenance Projects.

CAPITAL IMPROVEMENT PLAN - PROJECT LIST | by Program

(In thousands of dollars)

Project	Adopted 2021/22	Forecast 2022/23	Forecast 2023/24	Forecast 2024/25	Forecast 2025/26	Future	Total	Page
Public Safety - Police								
26 - Replace Deteriorating Vehicle Training Track at the Police and Fire Training Facility (BH03)	354.2	1,535.5	-	-	-	-	1,889.7	129
27 - Modernize and Expand the Police and Fire Training Facility (BH02)	751.5	3,381.8	-	-	-	-	4,133.3	130
29 - Replace Workstations at 911 Communications Dispatch Center to Accommodate New Technology (JH10)	638.5	-	-	-	-	-	638.5	131
33 - Renovate the Via Linda Police Station to Increase Efficiency (BI03)	3,000.0	-	-	-	-	13,600.0	16,600.0	132
35 - Install Bullet Proof Glass in Reception Areas of Police Department Facilities (BH04)	917.7	-	-	-	-	-	917.7	133
39 - Renovate the Foothills Police Station to Accommodate Current Staffing Levels (TEMP2129-F)	-	-	-	-	-	1,024.0	1,024.0	134
40 - Renovate and Expand the Civic Center Jail and Downtown Police Facility to Meet Demand (BI04)	2,620.5	10,482.0	-	-	-	-	13,102.5	135
7 - Replace Outdated 9-1-1 Computer Aided Dispatch and Records Management to Improve Efficiency (JG04)	633.0	-	-	-	-	-	633.0	136
Ballistic Glass at Police Department Facilities (BE02)	143.6	-	-	-	-	-	143.6	136
Closed Circuit Television (CCTV) (Security Camera System) and Access Control Replacement (JD05)	605.6	-	-	-	-	-	605.6	137
* Crime Laboratory Equipment Replacement (YI03)	395.0	409.0	701.0	401.0	20.0	-	1,926.0	137
DNA Evidence Storage Facility (BH05)	1,058.3	-	-	-	-	-	1,058.3	138
Fire Alarm Monitoring Upgrade (JI05)	69.0	-	-	-	-	-	69.0	138
Jail Dormitory Phase II (TEMP2428-F)	-	346.7	-	-	-	-	346.7	139
* Police Portable and Vehicle Radio Replacement (YI06)	1,436.5	567.5	662.9	603.5	-	-	3,270.4	139
Security Cameras and Access Control Systems (JI06)	250.0	266.5	250.0	308.2	216.0	-	1,290.7	140
Uninterruptible Power Supply (JI07)	166.7	-	-	-	-	-	166.7	140
Service Facilities - Municipal Facilities/Improvements								
15 - Build 200 Space Parking Lot off 75th Street to Serve the City Court and Scottsdale Stadium (PI05)	306.1	1,224.6	-	-	-	-	1,530.7	144

*Recurring Capital Maintenance Projects.

CAPITAL IMPROVEMENT PLAN - PROJECT LIST | by Program

(In thousands of dollars)

Project	Adopted 2021/22	Forecast 2022/23	Forecast 2023/24	Forecast 2024/25	Forecast 2025/26	Future	Total	Page
<u>Service Facilities - Municipal Facilities/Improvements</u>								
57 - Install Solar Systems North Corporation Campus (DH02)	4,803.7	-	-	-	-	-	4,803.7	145
58 - Install Parasol Solar Shade Structure at City Hall Parking Lot (TEMP2314-F)	-	466.9	4,202.5	-	-	-	4,669.4	146
59 - Install Solar Systems at Civic Center Campus (TEMP2315-F)	-	-	278.5	2,506.1	-	-	2,784.5	147
60 - Double the Solar Power Generating Capacity at Appaloosa Library (TEMP2107-F)	-	39.7	-	-	-	-	39.7	148
63 - Build Parking Structures in Old Town Scottsdale (DH01)	4,385.1	5,525.9	5,525.9	5,525.9	-	-	20,962.8	149
Alley Conversion (DH08)	369.2	255.8	255.8	-	-	-	880.8	149
City Buildings Safety Retrofit - 28120 (DH15)	1,467.7	-	-	-	-	-	1,467.7	150
Community Facility Safety Upgrades - 28100 (DH14)	732.6	-	-	-	-	-	732.6	150
Energy Performance Project - Phase I (BI05)	1,665.0	1,415.0	-	-	-	-	3,080.0	151
Energy Performance Project - Phase II (BI06)	250.0	4,650.0	-	-	-	-	4,900.0	151
* Facilities Upgrade and Replacement Program (YH01)	2,067.4	-	-	-	-	-	2,067.4	152
* Facilities Upgrade and Replacement Program (YI01)	2,550.0	2,560.0	2,605.0	2,677.3	-	-	10,392.3	152
Fleet Electric Vehicle Infrastructure Implementation (BI09)	500.0	500.0	500.0	500.0	500.0	-	2,500.0	153
Greater Airpark Improvements Contingency (ZH02)	2,000.0	-	-	-	-	-	2,000.0	153
North Corp Yard CNG Compliance (BB53)	33.2	-	-	-	-	-	33.2	154
North Corporation Yard Garage (BH07)	3,792.0	-	-	-	-	-	3,792.0	154
Old Town Improvements Contingency (ZH01)	3,200.0	-	-	-	-	-	3,200.0	155
Solid Waste Upgrades and Improvements Program (BG01)	212.4	195.0	375.0	225.0	217.8	-	1,225.2	155
Transfer Station Enhancements (BH06)	57.7	-	-	-	-	-	57.7	156
WestWorld Drainage (DI01)	200.0	-	-	-	-	-	200.0	156
<u>Service Facilities - Technology Improvements</u>								
11 - Replace Document Management System to Improve Public Access to Information (JH02)	283.0	-	-	-	-	-	283.0	157
12 - Update Scottsdale's 15-year-old Digital Terrain Model (JH03)	177.2	-	-	-	-	-	177.2	157
14 - Replace Obsolete Planning and Permitting Software (JH07)	1,585.0	1,000.0	664.0	-	-	-	3,249.0	158

*Recurring Capital Maintenance Projects.

CAPITAL IMPROVEMENT PLAN - PROJECT LIST | by Program

(In thousands of dollars)

Project	Adopted 2021/22	Forecast 2022/23	Forecast 2023/24	Forecast 2024/25	Forecast 2025/26	Future	Total	Page
Service Facilities - Technology Improvements								
17 - Obtain a Citywide Data Management and Analytics Solution for Data-Based Decision Making (JI01)	72.0	-	-	-	-	-	72.0	159
36 - Provide Free Public WiFi at the Civic Center Plaza (JH06)	57.2	-	-	-	-	-	57.2	159
37 - Implement an Inventory and Asset Control System for City Technology (JH05)	572.0	-	-	-	-	-	572.0	160
46 - Replace the Public Address System at WestWorld (DH06)	352.9	-	-	-	-	-	352.9	160
5 - Modernize Computer Equipment Rooms to Protect City Servers (JH01)	289.7	104.0	-	418.0	-	-	811.7	161
6 - Replace Emergency Power Source for Public Safety Radio Network (JG01)	109.1	-	-	-	-	-	109.1	162
8 - Replace Website Management Software (JH04)	228.0	-	-	-	-	-	228.0	163
9 - Install Fiber Optic Infrastructure to Reduce Operating Costs (JG02)	3,399.5	3,152.3	3,244.9	49.6	-	6,332.4	16,178.6	164
CIP Contingency (ZB50)	5,000.0	5,000.0	5,000.0	5,000.0	5,000.0	-	25,000.0	164
CIP Contingency for Future Grants (ZB51)	5,000.0	5,000.0	5,000.0	5,000.0	5,000.0	-	25,000.0	165
Enterprise Resource Planning System (JI02)	4,988.0	-	-	-	-	-	4,988.0	165
Fleet Software (JI03)	280.0	-	-	-	-	-	280.0	166
Geographic Information System (GIS) Data Alignment (JI04)	300.0	-	-	-	-	-	300.0	166
* IT - Network Infrastructure (YI07)	1,320.9	545.2	572.7	1,465.0	108.0	-	4,011.8	167
* IT - Network Infrastructure (YH07)	36.1	-	-	-	-	-	36.1	168
* IT - Server Infrastructure (YH08)	90.1	-	-	-	-	-	90.1	169
* IT - Server Infrastructure (YI08)	560.4	1,773.1	3,885.6	838.9	106.3	-	7,164.2	170
License and Permit Management System (JD04)	98.5	-	-	-	-	-	98.5	170
Public Safety Radio BDA Replacement (EI01)	130.0	130.0	130.0	-	-	-	390.0	171
Scottsdale Video Network								
* Telecast/Production/Video Streaming and Kiva Presentation Equipment (YI04)	190.0	96.0	70.0	60.0	-	-	416.0	171
Scottsdale Video Network								
* Telecast/Production/Video Streaming and Kiva Presentation Equipment (YH04)	49.9	-	-	-	-	-	49.9	172
Solid Waste Vehicle Monitoring System (JB66)	400.3	-	-	-	-	-	400.3	172
Street Operations Work and Asset Management System (JB56)	8.3	-	-	-	-	-	8.3	172

*Recurring Capital Maintenance Projects.

CAPITAL IMPROVEMENT PLAN - PROJECT LIST | by Program

(In thousands of dollars)

Project	Adopted 2021/22	Forecast 2022/23	Forecast 2023/24	Forecast 2024/25	Forecast 2025/26	Future	Total	Page
<u>Service Facilities - Technology Improvements</u>								
Utility Billing Management System (TEMP2119-F)	-	5,130.0	-	-	-	-	5,130.0	173
<u>Transportation - Aviation/Aviation Improvements</u>								
Airport Drainage Master Plan Update (TEMP2499)	-	-	400.0	-	-	-	400.0	180
Airport Future Grants Contingency (ZB53)	3,600.0	3,600.0	3,600.0	3,600.0	3,600.0	-	18,000.0	180
Airport Master Plan Update (TEMP2274-F)	-	-	400.0	-	-	-	400.0	181
Airport Security Fencing Improvements (AG06)	306.5	-	-	-	-	-	306.5	181
Aviation Annual Pavement Preservation (AI01)	200.0	200.0	200.0	200.0	200.0	-	1,000.0	182
Aviation Match Contingency (ZB52)	450.0	450.0	450.0	450.0	450.0	-	2,250.0	182
Design/Construct North General Aviation Box Hangars (AF01)	2,535.9	-	-	-	-	-	2,535.9	183
Environmental Assessment for Land Acquisition (AH03)	200.0	-	-	-	-	-	200.0	183
Exit Taxiways B2, B9 and B15 (TEMP2084-F)	-	-	200.0	1,950.6	-	-	2,150.6	184
Kilo Ramp Rehabilitation (AG02)	3,111.0	-	-	-	-	-	3,111.0	184
Land Acquisition 4.0 Acres (TEMP1882-F)	-	-	-	0.0	-	-	0.0	185
Reconfigure Aircraft Run-up Hold Apron RY21 End (TEMP2503)	-	-	-	126.1	1,134.9	-	1,261.0	185
Reconstruct Greenway Hangar Taxilane and Taxiway Alpha By-Pass (TEMP2498)	-	103.0	927.2	-	-	-	1,030.2	186
Rehabilitate Airport Drive (TEMP2497)	-	846.8	-	-	-	-	846.8	186
Rehabilitate/Geometry Improvements - Partial Parallel Taxiway A and Connectors, Design/Construct (AI02)	529.5	4,765.2	-	-	-	-	5,294.6	187
Runway 03/21 Rehabilitation/Reconstruction (AG04)	10,737.2	-	-	-	-	-	10,737.2	187
<u>Transportation - Streets/Street Improvements</u>								
48 - Widen 94th Street at WestWorld to Improve Access (TEMP1992-F)	-	-	-	-	-	1,469.2	1,469.2	188
62 - Build a Bridge on Thompson Peak Parkway over Reata Pass Wash to Improve Safety (TEMP2066-F)	-	-	-	6,300.0	-	-	6,300.0	189
68th Street: Indian School Road to Thomas Road (SG02)	811.1	-	-	-	-	-	811.1	190
ADA Transition Plan Implementation (SF03)	262.5	-	-	-	-	-	262.5	191
* ADA Transition Plan Implementation (YI33)	300.0	300.0	300.0	300.0	300.0	-	1,500.0	191
Carefree Highway: Cave Creek Road to Scottsdale Road (SH04)	1,584.0	1,200.0	8,645.7	-	-	-	11,429.7	192

*Recurring Capital Maintenance Projects.

CAPITAL IMPROVEMENT PLAN - PROJECT LIST | by Program

(In thousands of dollars)

Project	Adopted 2021/22	Forecast 2022/23	Forecast 2023/24	Forecast 2024/25	Forecast 2025/26	Future	Total	Page
Transportation - Streets/Street Improvements								
CIP Transportation Fund Contingency (ZF01)	3,000.0	3,000.0	3,000.0	3,000.0	3,000.0	-	15,000.0	192
Dynamite Boulevard: Pima Road to 136th Street Turn Bays and Bike Lanes (SH05)	1,416.4	-	-	-	-	-	1,416.4	193
Frank Lloyd Wright Boulevard at Arizona State Route 101 Traffic Interchange (SG04)	4,000.0	-	-	-	-	-	4,000.0	194
Goldwater Boulevard and Highland Avenue Intersection Improvement (TEMP1960)	-	433.0	2,515.0	-	-	-	2,948.0	195
Goldwater Boulevard Pedestrian and Bicycle Underpass at Scottsdale Road (SI03)	682.2	-	2,352.4	-	-	-	3,034.6	196
Happy Valley Road: Pima Road to Alma School Road (SE02)	22,442.9	-	-	-	-	-	22,442.9	197
Hayden Road at Arizona State Route 101 Interchange Improvements (TEMP1981-F)	-	-	-	5,307.4	-	-	5,307.4	198
Hayden Road/Miller Road: Pinnacle Peak Road to Happy Valley Road (SH02)	5,521.1	8,173.2	-	-	-	-	13,694.4	199
Illuminated Street Signs (SH07)	1,181.7	-	-	-	-	-	1,181.7	199
Indian Bend Wash Path Renovation - Phase I (SI04)	311.2	1,807.5	-	-	-	-	2,118.7	200
Indian Bend Wash Underpass at Chaparral Road (SF01)	1,862.8	-	-	-	-	-	1,862.8	201
McDowell Road Bicycle Lanes from Pima Road to 64th Street (SD01)	4,073.3	-	-	-	-	-	4,073.3	201
Miller Road Underpass at Arizona State Route 101 (SC03)	8,768.1	-	-	-	-	-	8,768.1	202
Old Town Streetlight Replacements (SI05)	1,150.7	1,001.5	1,001.5	-	-	-	3,153.7	202
Osborn Road Complete Street: Hayden Road to Scottsdale Road (SF02)	4,653.9	-	-	-	-	-	4,653.9	203
Parking Lot Pavement Project (SI06)	150.0	720.4	708.7	745.6	-	-	2,324.8	203
* Pavement Overlay - Alleys (YI34)	500.0	500.0	500.0	500.0	500.0	-	2,500.0	204
* Pavement Overlay Program (YH29)	979.4	-	-	-	-	-	979.4	204
* Pavement Overlay Program (YI29)	6,550.0	6,550.0	6,550.0	6,550.0	6,550.0	-	32,750.0	205
Pima Road: Chaparral Road to Thomas Road (TEMP1965-F)	-	-	10,032.8	-	-	-	10,032.8	205
Pima Road: Dynamite Boulevard to Las Piedras (SI01)	1,300.0	700.0	17,885.7	-	-	-	19,885.7	206
Pima Road: Happy Valley Road to Jomax Road (SH01)	2,055.7	7,520.0	12,760.0	-	-	-	22,335.7	206
Pima Road: Krail Street to Chaparral Road (SC04)	18,475.8	-	-	-	-	-	18,475.8	207

*Recurring Capital Maintenance Projects.

CAPITAL IMPROVEMENT PLAN - PROJECT LIST | by Program

(In thousands of dollars)

Project	Adopted 2021/22	Forecast 2022/23	Forecast 2023/24	Forecast 2024/25	Forecast 2025/26	Future	Total	Page
<u>Transportation - Streets/Street Improvements</u>								
Pima Road: Pinnacle Peak Road to Happy Valley Road (SC01)	36,130.3	-	-	-	-	-	36,130.3	208
Pima Road: Via de Ventura to Via Linda (SB57)	1,752.9	-	-	-	-	-	1,752.9	208
PM-10 Dirt Road Paving (SI07)	639.0	4,089.3	-	-	-	-	4,728.3	209
Raintree Drive at Arizona State Route 101 Traffic Interchange (SG01)	1,200.0	-	-	-	-	-	1,200.0	210
Raintree Drive: Hayden Road to Arizona State Route 101 (SC02)	5,255.6	-	-	-	-	-	5,255.6	211
Raintree Drive: Scottsdale Road to Hayden Road (SB53)	29,882.0	-	-	-	-	-	29,882.0	212
Redfield Road: Raintree Drive to Hayden Road (SB56)	239.0	-	-	-	-	-	239.0	212
Scottsdale Road Overhead Power Undergrounding (DH09)	750.0	-	-	-	-	-	750.0	213
Scottsdale Road: Dixileta Drive to Carefree Highway (TEMP1972-F)	-	2,000.0	14,911.4	-	-	-	16,911.4	213
Scottsdale Road: Jomax Road to Dixileta Drive (SG05)	23,352.1	-	-	-	-	-	23,352.1	214
Scottsdale Road: Pinnacle Peak Parkway to Jomax Road (TEMP1970-F)	-	-	-	-	2,571.4	-	2,571.4	215
Scottsdale Road: Thompson Peak Parkway to Pinnacle Peak Road Phase II (TEMP1969-F)	-	-	-	-	8,754.3	-	8,754.3	216
Shea Boulevard Intersections: Arizona State Route 101 to 136th Street (SG06)	13,728.1	-	5,371.4	-	-	-	19,099.5	217
Slurry/Milling Unpaved Alleys (SH06)	595.6	265.4	299.7	-	-	-	1,160.7	218
* Streetlight Replacement (YI30)	200.0	200.0	200.0	200.0	200.0	-	1,000.0	218
* Streetlight Replacement (YH30)	105.8	-	-	-	-	-	105.8	219
Thomas Road: 56th Street to 73rd Street (SG03)	4,722.1	-	-	-	-	-	4,722.1	219
Widen 98th Street North of McDowell Mountain Ranch Road to Improve Access (SI02)	1,327.9	-	-	-	-	-	1,327.9	220
<u>Transportation - Traffic/Traffic Reduction</u>								
Camelback Road and Saddlebag Trail Pedestrian Hybrid Beacon (TH06)	264.5	-	-	-	-	-	264.5	221
Intelligent Transportation System (ITS) Infrastructure and Network Improvements (TH05)	3,526.4	-	-	-	-	-	3,526.4	221
* Neighborhood Traffic Management Program (YH21)	200.0	-	-	-	-	-	200.0	222

*Recurring Capital Maintenance Projects.

CAPITAL IMPROVEMENT PLAN - PROJECT LIST | by Program

(In thousands of dollars)

Project	Adopted 2021/22	Forecast 2022/23	Forecast 2023/24	Forecast 2024/25	Forecast 2025/26	Future	Total	Page
Transportation - Traffic/Traffic Reduction								
* Neighborhood Traffic Management Program (YI21)	250.0	250.0	250.0	250.0	250.0	-	1,250.0	222
* Roadway Capacity & Safety Improvements (YH19)	666.3	-	-	-	-	-	666.3	223
* Roadway Capacity & Safety Improvements (YI19)	900.0	900.0	900.0	900.0	900.0	-	4,500.0	223
Shared-Use Path Sign Program (TH01)	802.4	-	-	-	-	-	802.4	224
* Traffic Signal Construction (YH23)	234.2	-	-	-	-	-	234.2	224
* Traffic Signal Construction (YI23)	600.0	600.0	600.0	600.0	600.0	-	3,000.0	225
Transportation - Transit/Transit Improvements								
18 - Build Roadway and Pedestrian Improvements along 2nd Street from Drinkwater Boulevard to Goldwater Boulevard (DH03)	1,833.1	-	-	-	-	-	1,833.1	226
19 - Build Roadway and Pedestrian Improvements along Marshall Way North of Indian School Road (TEMP2124-F)	-	-	-	-	-	1,800.8	1,800.8	227
20 - Build Roadway and Pedestrian Improvements along Main Street from Scottsdale Road to Brown Avenue (TEMP2134-F)	-	-	-	-	-	994.2	994.2	228
43 - Improve 5th Avenue from Scottsdale Road to Goldwater Boulevard (TEMP2264-F)	-	-	-	-	-	3,569.9	3,569.9	229
Arizona Canal Path Public Art Project (TE02)	602.6	-	-	-	-	-	602.6	230
* Bikeways Program (YI28)	400.0	400.0	400.0	400.0	400.0	-	2,000.0	230
* Bikeways Program (YH28)	123.5	-	-	-	-	-	123.5	231
Buffered Bike Lane Installation (TH04)	575.2	400.0	-	-	-	-	975.2	231
Downtown Main Street Streetscape & Pedestrian Improvements (DE03)	2,141.3	-	-	-	-	-	2,141.3	232
Hualapai Drive: Hayden Road to Pima Road (TG01)	4,450.0	6,200.0	-	-	-	-	10,650.0	233
Old Town Pedestrian Improvements (TD01)	1,673.0	-	-	-	-	-	1,673.0	233
Pedestrian Crossing Improvements (TH03)	989.9	-	-	-	-	-	989.9	234
Pima Road: Jomax Road to Dynamite Boulevard (TEMP2302-F)	-	-	11,717.1	-	-	-	11,717.1	234
Pima Road: Las Piedras to Stagecoach Pass (TEMP2303-F)	-	-	25,900.0	-	-	-	25,900.0	235
Scottsdale Road and Palm Lane Hybrid Beacon (TG03)	30.0	-	-	-	-	-	30.0	236

*Recurring Capital Maintenance Projects.

CAPITAL IMPROVEMENT PLAN - PROJECT LIST | by Program

(In thousands of dollars)

Project	Adopted 2021/22	Forecast 2022/23	Forecast 2023/24	Forecast 2024/25	Forecast 2025/26	Future	Total	Page
Transportation - Transit/Transit Improvements								
Shea Underpass Access at 124th Street (TB66)	502.4	-	-	-	-	-	502.4	236
* Sidewalk Improvements (YH20)	199.0	-	-	-	-	-	199.0	237
* Sidewalk Improvements (YI20)	200.0	200.0	200.0	200.0	200.0	-	1,000.0	237
* Trail Improvement Program (YH18)	186.9	-	-	-	-	-	186.9	238
* Trail Improvement Program (YI18)	200.0	200.0	200.0	200.0	200.0	-	1,000.0	238
* Transit Stop Improvements (YH32)	299.8	-	-	-	-	-	299.8	239
* Transit Stop Improvements (YI32)	300.0	300.0	300.0	300.0	300.0	-	1,500.0	239
Trolley Vehicle Purchase (TEMP2526)	-	-	-	8,125.0	-	-	8,125.0	240
Trolley Vehicle Purchases (TG02)	344.5	-	-	-	-	-	344.5	240
Water Management - Wastewater Improvements								
Advance Water Treatment Plant Membranes - Wastewater (VB69)	1,466.5	500.0	800.0	830.0	350.0	-	3,946.5	244
Camelback Road Sewer Improvements (VI01)	1,234.0	-	-	-	-	-	1,234.0	244
Capital Asset Replacement and System Upgrades (VH01)	672.2	535.0	535.0	534.0	535.0	-	2,811.2	245
Crossroads East Sewer (VF03)	3,970.5	-	-	-	-	-	3,970.5	246
Dynamite Road Sewer Interceptor (VF01)	1,396.9	-	-	-	-	-	1,396.9	247
Jomax Road Sewer Interceptor and Lift Station (VF02)	2,358.7	-	-	-	-	-	2,358.7	248
Master Plan Water Reclamation (VH07)	429.4	160.0	-	182.0	500.0	-	1,271.4	248
Radio Telemetry Monitoring Automation Citywide - Wastewater (VH05)	1,403.3	200.0	-	375.0	350.0	-	2,328.3	249
RWDS System Improvements (WH04)	7,952.0	2,750.0	1,200.0	1,000.0	600.0	-	13,502.0	249
Sanitary Sewer Lateral Rehabilitation (VH06)	287.5	50.0	50.0	75.0	50.0	-	512.5	250
SROG Regional Wastewater Facilities (VF04)	24,675.4	5,000.0	5,000.0	5,000.0	17,061.0	-	56,736.4	250
Technology Master Plan Identified Wastewater Projects (VE01)	2,488.3	2,000.0	200.0	200.0	200.0	-	5,088.3	251
Wastewater Fund Contingency (ZE01)	2,000.0	2,000.0	2,000.0	2,000.0	2,000.0	-	10,000.0	251
Wastewater Impact Fees (VC01)	96.2	1.0	1.0	1.0	50.0	-	149.2	252
Wastewater System Improvements (VF06)	17,529.8	6,000.0	5,350.0	1,300.0	2,500.0	-	32,679.8	252
Wastewater System Oversizing (VF05)	461.5	-	-	50.0	100.0	-	611.5	253
Wastewater Treatment Facility Improvements (VH08)	11,861.2	4,000.0	3,500.0	3,750.0	2,250.0	-	25,361.2	253
Water Reclamation Participation Program (VH04)	2,083.9	550.0	650.0	700.0	700.0	-	4,683.9	254
Water Reclamation Participation Program - City Portion (VH02)	1,227.1	500.0	500.0	500.0	500.0	-	3,227.1	254

*Recurring Capital Maintenance Projects.

CAPITAL IMPROVEMENT PLAN - PROJECT LIST | by Program

(In thousands of dollars)

Project	Adopted 2021/22	Forecast 2022/23	Forecast 2023/24	Forecast 2024/25	Forecast 2025/26	Future	Total	Page
<u>Water Management - Wastewater Improvements</u>								
Water Reclamation Security Enhancements (VH03)	351.7	100.0	100.0	100.0	100.0	-	751.7	255
<u>Water Management - Water Improvements</u>								
Advance Water Treatment Plant Membranes Replacement (WF01)	550.5	200.0	155.0	300.0	150.0	-	1,355.5	256
Booster Station 57 Replacement (WE01)	3,454.3	-	-	-	-	-	3,454.3	256
Booster Station Upgrades (WH20)	7,878.5	2,000.0	2,000.0	1,300.0	3,750.0	-	16,928.5	257
Capital Asset Replacement and System Upgrades (WH02)	944.4	535.0	535.0	534.0	500.0	-	3,048.4	257
Chaparral Water Treatment Plant Pretreatment (WH11)	8,992.4	-	-	-	-	-	8,992.4	258
Cluster 3 Arsenic Treatment (WG04)	7,099.5	-	-	-	-	-	7,099.5	258
Crossroads East Water (WF06)	14,577.2	-	-	-	-	-	14,577.2	259
Deep Well Recharge/Recovery Projects (WF08)	20,718.3	9,000.0	100.0	100.0	100.0	-	30,018.3	260
East Dynamite Area Transmission Main (WD01)	4,968.3	-	-	-	-	-	4,968.3	260
Frank Lloyd Wright 24-inch Transmission Main & Booster Station 83B Modifications (WC03)	7,466.3	-	-	-	-	-	7,466.3	261
Infrastructure Asset Management and Condition Assessment (WI01)	200.0	150.0	150.0	150.0	150.0	-	800.0	261
Irrigation Water Distribution System Improvements (WH12)	2,963.5	-	-	-	-	-	2,963.5	262
IWDS / Harquahala Valley Irrigation District Property - Desert Mountain Golf Club (WH16)	15,078.3	-	-	-	-	-	15,078.3	262
IWDS Improvements (WH05)	3,000.0	-	-	100.0	-	-	3,100.0	263
IWDS/HVID Property - Desert Mountain Golf Club (WH07)	15,000.0	-	-	-	-	-	15,000.0	263
IWDS/HVID Property - Scottsdale National Golf Club (WH08)	4,000.0	-	-	-	-	-	4,000.0	264
Master Plan - Water (WH22)	645.4	-	500.0	-	-	-	1,145.4	264
Radio Telemetry Monitoring Automation Citywide - Water (WH14)	3,826.3	1,000.0	250.0	600.0	650.0	-	6,326.3	265
Regional Recharge Basins (WH18)	1,393.2	453.0	-	-	-	-	1,846.2	265
Rio Verde/128th Street Transmission Mains (WG01)	5,265.7	-	-	-	-	-	5,265.7	266
Site 146 Zone 11 Pumping Improvement (WI02)	914.4	-	-	-	-	-	914.4	266
Site 42 Reservoir Storage Expansion (WF02)	7,211.3	-	-	-	-	-	7,211.3	267
State Land Near Legend Trails I (WF03)	5,585.2	-	-	-	-	-	5,585.2	268

*Recurring Capital Maintenance Projects.

CAPITAL IMPROVEMENT PLAN - PROJECT LIST | by Program

(In thousands of dollars)

Project	Adopted 2021/22	Forecast 2022/23	Forecast 2023/24	Forecast 2024/25	Forecast 2025/26	Future	Total	Page
Water Management - Water Improvements								
State Land Near Legend Trails II (WF04)	6,284.0	-	1,133.1	-	-	-	7,417.1	269
Technology Master Plan Identified Water Projects (WE02)	5,200.6	2,750.0	100.0	200.0	200.0	-	8,450.6	270
Thomas Groundwater Treatment Facility (WC07)	2,045.3	-	-	-	-	-	2,045.3	270
Verde River Watershed Feasibility Project (WI03)	50.0	100.0	100.0	50.0	-	-	300.0	271
Water Campus Vadose Well Construction (WH01)	3,266.7	-	-	-	-	-	3,266.7	271
Water Campus Vadose Well Rehabilitation (WB79)	674.5	50.0	25.0	50.0	-	-	799.5	272
Water Distribution System Improvements (WH21)	26,899.9	9,100.0	8,000.0	9,000.0	7,800.0	-	60,799.9	272
Water Fund Contingency (ZE02)	3,000.0	3,000.0	3,000.0	3,000.0	3,000.0	-	15,000.0	273
Water Impact Fees (WC01)	78.1	1.0	1.0	1.0	50.0	-	131.1	273
Water Meter Replacement Program (WH15)	5,209.6	3,900.0	2,000.0	2,500.0	2,000.0	-	15,609.6	274
Water Participation Program (WH10)	1,097.6	-	-	-	100.0	-	1,197.6	274
Water Participation Program - City Portion (WH03)	947.2	500.0	500.0	500.0	500.0	-	2,947.2	275
Water Quality Lab Equipment Replacement (WG05)	957.2	-	-	50.0	50.0	-	1,057.2	275
Water Resources Impact Fees (WC02)	194.7	1.0	1.0	1.0	50.0	-	247.7	276
Water System Oversizing (WF07)	96.0	150.0	150.0	100.0	150.0	-	646.0	276
Water System Security Enhancement Projects (WE03)	789.3	200.0	180.0	180.0	200.0	-	1,549.3	277
Water Treatment Facility Improvements (WD04)	9,748.0	10,000.0	10,000.0	4,000.0	5,000.0	-	38,748.0	277
Water Treatment Plant Membranes (WH17)	1,516.1	2,160.0	1,200.0	1,100.0	1,100.0	-	7,076.1	278
Well Site - In Crossroads East - North of the Arizona State Route 101 (WF05)	2,920.4	-	-	-	-	-	2,920.4	278
Well Sites (WH19)	1,663.3	200.0	200.0	200.0	200.0	-	2,463.3	279
Well Sites Rehabilitation (WH09)	1,219.7	-	-	-	150.0	-	1,369.7	279
Westworld System Improvements (WH06)	4,492.5	200.0	150.0	150.0	-	-	4,992.5	280
Zone 14/16 Water System Improvements Phase 2 (WH23)	3,359.8	-	-	-	-	-	3,359.8	280
Zone 3W Water System Improvements (WD03)	4,775.0	-	-	-	-	-	4,775.0	281
Zone 8 Jomax Road Transmission Line (WG03)	740.0	-	-	-	-	-	740.0	281
Zone 8-D Jomax Road Transmission Line (WG02)	946.0	-	-	-	-	-	946.0	282

*Recurring Capital Maintenance Projects.



CITY OF SCOTTSDALE
1951 – 2021



Scottsdale City Hall

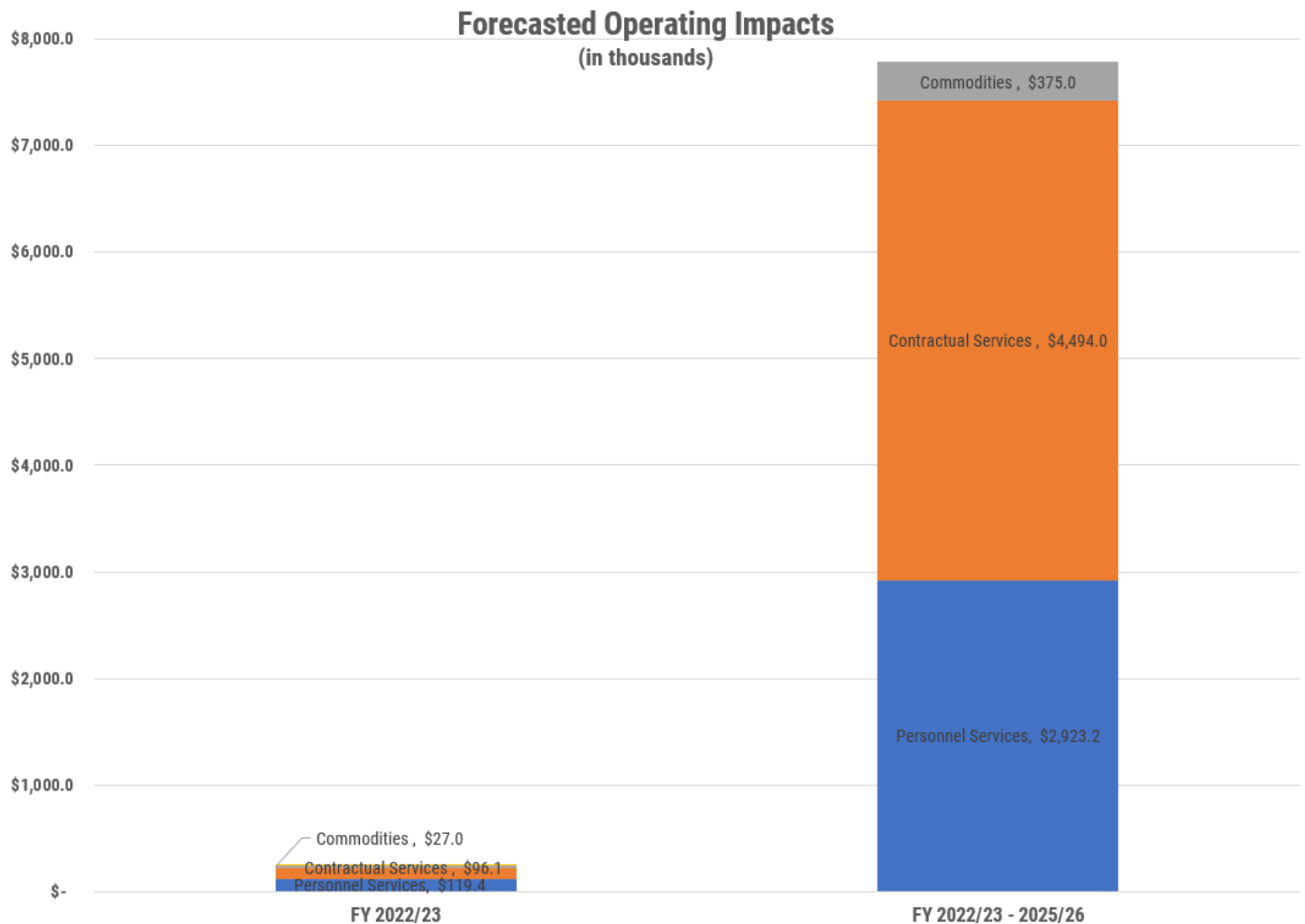
Courtesy of the Scottsdale Historical Society and Scottsdale Public Library

CIP Operating Impacts

The Operating and CIP budgets are presented in three separate publications. The Operating budget is presented in Volumes One and Two, and the CIP budget, in Volume Three. Even though the Operating and CIP budgets are displayed separately, both are connected by the CIP Operating Impacts. The CIP has a direct impact on the Operating budget when projects are completed and require ongoing costs or result in cost savings. During the CIP budget development process staff provide annual estimates of additional costs and possible cost reductions that will impact the Operating budget.

The annual CIP prioritization process includes a review of CIP projects by the Operating Impacts Review Team made up of individuals from the Facilities Management, Street Operations, Fleet Management, Parks Management and Information Technology areas. The team’s objective is to determine when operating impacts will result and to quantify the value of the impact. Examples of additional costs include positions, facilities maintenance, utilities, asphalt maintenance, street sweeping, landscape maintenance and annual software licensing. Estimated new revenues and/or operational expenditure savings associated with capital projects are also taken into consideration during this review.

The Operating Impacts Review Team provides their results to the City Treasurer Division so these may be incorporated in the Operating budget five-year financial forecast, and to ensure funding will be available to cover the costs once the CIP projects are completed. Extra costs are absorbed by the division’s Operating budget whenever possible. As part of the annual Operating budget development process the operating impacts of capital projects are identified, forecasted, prioritized and justified. The operating impacts relating to projects scheduled for completion in FY 2021/22 have been included in the appropriate divisional Operating budget.



CAPITAL IMPROVEMENT PLAN | CIP Operating Impacts

(In thousands of dollars)

Project	Forecast 2022/23	Forecast 2023/24	Forecast 2024/25	Forecast 2025/26	Future	Total	Page
13 - Expand Granite Reef Senior Center to Meet Demand for Adult Day Care Center (TEMP1938-F) Personnel (1.00 FTE), Contractual Services and Commodities costs related to the operation of the expanded facility. Annual revenue estimated is \$800,000.	-	-	86.5	86.5	781.2	954.3	76
14 - Replace Obsolete Planning and Permitting Software (JH07) Contractual Service costs related to annual maintenance.	-	500.0	500.0	500.0	-	1,500.0	158
15 - Build 200 Space Parking Lot off 75th Street to Serve the City Court and Scottsdale Stadium (PI05) Contractual Service costs related to annual maintenance.	-	5.0	5.0	5.0	-	15.0	144
18 - Build Roadway and Pedestrian Improvements along 2nd Street from Drinkwater Boulevard to Goldwater Boulevard (DH03) Contractual Service costs related to annual maintenance.	-	4.0	4.0	4.0	-	12.0	226
19 - Build Roadway and Pedestrian Improvements along Marshall Way North of Indian School Road (TEMP2124-F) Contractual Services costs related to annual maintenance.	-	-	-	-	4.0	4.0	227
2 - Add Splash Pad and Improve Walkways at McCormick-Stillman Railroad Park (PH01) Contractual Service costs related to annual maintenance. Annual revenue estimated is \$100,000.	17.0	17.0	17.0	17.0	-	68.0	90
20 - Build Roadway and Pedestrian Improvements along Main Street from Scottsdale Road to Brown Avenue (TEMP2134-F) Contractual Services costs related to annual maintenance of asphalt pavement, curb and gutter, concrete sidewalks, ADA ramps, street sweeping, striping and median and curb.	-	-	-	-	4.0	4.0	228

CAPITAL IMPROVEMENT PLAN | CIP Operating Impacts

(In thousands of dollars)

Project	Forecast 2022/23	Forecast 2023/24	Forecast 2024/25	Forecast 2025/26	Future	Total	Page
<p>21 - Expand Via Linda Senior Center to Meet Demand for Senior Services (TEMP1983-F)</p> <p>Personnel (2.0 FTE), Contractual Services and Commodities costs related to operations. Annual estimated revenue is \$150,000.</p>	-	-	-	-	261.3	261.3	77
<p>24 - Install High Efficiency Sports Lighting at 4 Facilities (PG07)</p> <p>Contractual Services savings related to annual maintenance. Annual revenue estimated is \$60,000.</p>	-100.0	-100.0	-100.0	-100.0	-	-400.0	93
<p>25 - Replace Aging Buildings that Comprise Paiute Community Center (TEMP2001-F)</p> <p>Personnel (1.00 FTE) costs related to operations. Savings of \$144,000 in Contractual Services related to annual maintenance. Annual estimated revenue is \$13,700.</p>	-	-	-	-	-45.0	-45.0	78
<p>27 - Modernize and Expand the Police and Fire Training Facility (BH02)</p> <p>Contractual Services and Commodities costs related to annual maintenance.</p>	-	-	80.3	80.3	-	160.6	130
<p>28 - Build a New Fire Station near Hayden Road and the Loop 101 to Improve Response Times (BI02)</p> <p>Personnel (15.00 FTE), Contractual Services and Commodities costs related to operating new facility.</p>	-	-	1,560.0	1,560.0	-	3,120.0	121
<p>29 - Replace Workstations at 911 Communications Dispatch Center to Accommodate New Technology (JH10)</p> <p>Contractual Services costs related to annual maintenance.</p>	9.6	9.6	9.6	9.6	-	38.4	131
<p>30 - Indian School Park Field 1 Lighting (PI01)</p> <p>Contractual Services savings related to annual maintenance. Annual revenue estimated at \$10,000.</p>	-1.8	-1.8	-1.8	-1.8	-	-7.2	94
<p>33 - Renovate the Via Linda Police Station to Increase Efficiency (BI03)</p> <p>Contractual Services costs related to annual maintenance.</p>	-	-	-	-	33.0	33.0	132

CAPITAL IMPROVEMENT PLAN | CIP Operating Impacts

(In thousands of dollars)

Project	Forecast 2022/23	Forecast 2023/24	Forecast 2024/25	Forecast 2025/26	Future	Total	Page
34 - Build New Fire Station at 90th Street and Via Linda to Replace Aging Facility (TEMP2025-F) Contractual Services and Commodities costs related to annual maintenance.	-	-	-	-	60.0	60.0	122
37 - Implement an Inventory and Asset Control System for City Technology (JH05) Commodities costs related to annual maintenance.	25.0	25.0	25.0	25.0	-	100.0	160
38 - Build a new Fire Department Training Facility (BH01) Contractual Services and Commodities costs related to annual maintenance.	-	-	40.0	40.0	-	80.0	123
39 - Renovate the Foothills Police Station to Accommodate Current Staffing Levels (TEMP2129-F) Contractual Services costs related to annual maintenance.	-	-	-	-	11.0	11.0	134
40 - Renovate and Expand the Civic Center Jail and Downtown Police Facility to Meet Demand (BI04) Contractual Services and Commodities costs related to maintenance.	-	-	90.0	90.0	-	180.0	135
41 - Install Solar Heating System for Eldorado Pool (BI10) Contractual Services costs related to annual maintenance.	1.0	1.0	1.0	1.0	-	4.0	95
42 - Add a Dog Park to Thompson Peak Park (PI06) Personnel (1.00 FTE), Contractual Services, and Commodities costs related to operations.	-	-	-	147.6	-	147.6	96
43 - Improve 5th Avenue from Scottsdale Road to Goldwater Boulevard (TEMP2264-F) Contractual Services costs related to annual maintenance of asphalt pavement, curb and gutter, concrete sidewalks, ADA ramps, street sweeping, striping and median and curb.	-	-	-	-	4.0	4.0	229
48 - Widen 94th Street at WestWorld to Improve Access (TEMP1992-F) Contractual Services costs related to annual maintenance of asphalt pavement, curb and gutter, concrete sidewalks, ADA ramps, street sweeping, striping and median and curb.	-	-	-	-	0.1	0.1	188

CAPITAL IMPROVEMENT PLAN | CIP Operating Impacts

(In thousands of dollars)

Project	Forecast 2022/23	Forecast 2023/24	Forecast 2024/25	Forecast 2025/26	Future	Total	Page
51 - Install Permanent Lighting at WestWorld Parking Lots to Reduce Operating Costs (TEMP1991-F) Contractual Services costs related to annual maintenance.	-	-	-	-	4.5	4.5	82
52 - Expand Restrooms in WestWorld North Hall (DG06) Commodities costs related to annual maintenance.	2.0	2.0	2.0	2.0	-	8.0	83
55 - Build a 17-Acre Neighborhood Park at Ashler Hills Drive and 74th Way (Whisper Rock) (PH02) Personnel (0.50 FTE), Contractual Services and Commodities costs related to operating the new park.	-	165.0	165.0	165.0	-	495.0	98
60 - Double the Solar Power Generating Capacity at Appaloosa Library (TEMP2107-F) Contractual Services costs related to annual maintenance.	-	1.2	1.2	1.2	-	3.6	148
61 - Purchase land, expand Pinnacle Peak Park parking lot, staff office and restrooms, renovate hiking trail and construct an interpretive trail (PI02) Contractual Services costs related to annual maintenance.	-	-	-	-	35.8	35.8	99
62 - Build a Bridge on Thompson Peak Parkway over Reata Pass Wash to Improve Safety (TEMP2066-F) Contractual Services costs related to annual maintenance.	-	-	-	-	3.9	3.9	189
63 - Build Parking Structures in Old Town Scottsdale (DH01) Contractual Service costs related to annual maintenance.	-	-	-	10.0	-	10.0	149
Carefree Highway: Cave Creek Road to Scottsdale Road (SH04) Contractual Services costs related to the annual maintenance of new roadway improvements.	-	-	43.7	43.7	-	87.4	192
Fire Alarm Monitoring Upgrade (JI05) Contractual Services costs related to annual software maintenance and licensing.	2.5	2.5	2.5	2.5	-	10.0	138

CAPITAL IMPROVEMENT PLAN | CIP Operating Impacts

(In thousands of dollars)

Project	Forecast 2022/23	Forecast 2023/24	Forecast 2024/25	Forecast 2025/26	Future	Total	Page
Fleet Software (JI03) Contractual Services costs related to annual maintenance.	27.0	27.0	27.0	27.0	-	108.0	166
Frank Lloyd Wright Boulevard at Arizona State Route 101 Traffic Interchange (SG04) Contractual Services costs related to the annual maintenance of new roadway improvements.	-	5.5	5.5	5.5	-	16.5	194
Goldwater Boulevard and Highland Avenue Intersection Improvement (TEMP1960) Contractual Services costs related to sidewalk and asphalt annual maintenance.	-	-	-	3.0	-	3.0	195
Granite Reef Watershed Phase 1 (FB50) Contractual Services costs related to the annual maintenance of the storm drain.	3.0	6.0	6.0	6.0	-	21.0	107
Hayden Road/Miller Road: Pinnacle Peak Road to Happy Valley Road (SH02) Contractual Services costs related to annual maintenance.	-	-	26.0	26.0	-	52.0	199
Infrastructure Asset Management and Condition Assessment (WI01) Personnel (1.00 FTE) costs related to completion of assessment.	72.5	72.5	72.5	72.5	-	289.9	261
Jail Dormitory Phase II (TEMP2428-F) Personnel, Contractual Services and Commodities savings related to operating facility.	41.9	-205.8	-255.3	-279.3	-	-698.5	139
License and Permit Management System (JD04) Contractual Services costs related to annual maintenance.	25.0	25.0	25.0	25.0	-	100.0	170
Pima Road: Chaparral Road to Thomas Road (TEMP1965-F) Contractual Services costs related to annual maintenance of asphalt pavement, curb and gutter, concrete sidewalks, ADA ramps, street sweeping, striping and median and curb.	-	-	85.6	85.6	-	171.2	205

CAPITAL IMPROVEMENT PLAN | CIP Operating Impacts

(In thousands of dollars)

Project	Forecast 2022/23	Forecast 2023/24	Forecast 2024/25	Forecast 2025/26	Future	Total	Page
Pima Road: Dynamite Boulevard to Las Piedras (SI01) Contractual Services costs related to annual maintenance of asphalt pavement, curb and gutter, concrete sidewalks, ADA ramps, street sweeping, striping and median and curb.	-	-	-	144.0	-	144.0	206
Pima Road: Krail Street to Chaparral Road (SC04) Contractual Services costs related to annual maintenance of asphalt pavement, curb and gutter, concrete sidewalks, ADA ramps, street sweeping, striping and median and curb.	-	92.1	92.1	92.1	-	276.4	207
Pima Road: Pinnacle Peak Road to Happy Valley Road (SC01) Contractual Services costs related to annual maintenance of asphalt pavement, curb and gutter, concrete sidewalk, ADA ramps, street sweeping and median and curb.	-	53.7	53.7	53.7	-	161.1	208
Pima/Dynamite Trailhead (PB65) Contractual Services costs related to annual maintenance of facilities.	16.0	16.0	16.0	16.0	-	64.0	116
Raintree Drive: Scottsdale Road to Hayden Road (SB53) Contractual Services costs related to annual maintenance of asphalt pavement, curb and gutter, concrete sidewalks, ADA ramps, catch basins and median landscape.	-	28.8	28.8	28.8	-	86.4	212
Rawhide Wash Flood Control COS Contribution (FE01) Contractual Services costs related to the annual maintenance of the storm drain.	-	-	-	-	15.0	15.0	109
Roosevelt Street Storm Drain (TEMP2157) Contractual Services costs related to the annual maintenance of the storm drain.	-	-	-	20.5	-	20.5	110
Scottsdale Road: Dixileta Drive to Carefree Highway (TEMP1972-F) Contractual Services costs related to the annual maintenance of new roadway improvements.	-	-	-	32.0	-	32.0	213
Scottsdale Road: Jomax Road to Dixileta Drive (SG05) Contractual Services costs related to the annual maintenance of new roadway improvements.	-	41.8	41.8	41.8	-	125.4	214

CAPITAL IMPROVEMENT PLAN | CIP Operating Impacts

(In thousands of dollars)

Project	Forecast 2022/23	Forecast 2023/24	Forecast 2024/25	Forecast 2025/26	Future	Total	Page
Scottsdale Road: Pinnacle Peak Parkway to Jomax Road (TEMP1970-F) Contractual Services costs related to the annual maintenance of new roadway improvements.	-	-	-	-	35.8	35.8	215
Scottsdale Road: Thompson Peak Parkway to Pinnacle Peak Road Phase II (TEMP1969-F) Contractual Services costs related to the annual maintenance of new roadway improvements.	-	-	-	-	56.3	56.3	216
Security Cameras and Access Control Systems (JI06) Contractual Services costs related to the annual service agreement.	28.8	30.0	30.0	30.0	-	118.8	140
Shared-Use Path Sign Program (TH01) Contractual Services costs related to annual maintenance.	2.5	2.5	2.5	2.5	-	10.0	224
Shea Boulevard Intersections: Arizona State Route 101 to 136th Street (SG06) Contractual Services costs related to the annual maintenance of new roadway improvements.	-	-	33.0	33.0	-	66.0	217
Street Operations Work and Asset Management System (JB56) Contractual Services costs related to annual maintenance.	63.0	63.0	63.0	63.0	-	252.0	172
Uninterruptible Power Supply (JI07) Contractual Services costs related to annual maintenance.	7.5	7.5	7.5	7.5	-	30.0	140
Utility Billing Management System (TEMP2119-F) Contractual Services costs related to annual maintenance.	-	250.0	250.0	25.0	-	525.0	173
Widen 98th Street North of McDowell Mountain Ranch Road to Improve Access (SI02) Contractual Services costs related to sidewalk, asphalt, and landscaping annual maintenance.	-	-	6.0	6.0	-	12.0	220
Total Forecasted Operating Impacts	242.5	1,146.1	3,147.8	3,255.8	1,264.8	9,057.0	

Notes: Operating impacts relating to projects scheduled for completion in FY 2021/22 have been included in the appropriate divisional operating budget.



Scottsdale City Hall Under Construction
Courtesy of Scottsdale Public Library

(In thousands of dollars)

Community Facilities

Community Facilities programs focus on enhancing and protecting a diverse, family-oriented community where neighborhoods are safe and well maintained. These recreational needs are met by providing recreation facilities, parks, park improvements, multiuse paths, neighborhood enhancements, youth sports lighting, aquatic centers, library facilities and senior centers. Approximately 12.7 percent (\$104.8 million) of the CIP has been identified to address the needs of this program.

Project	Adopted 2021/22	Forecast 2022/23	Forecast 2023/24	Forecast 2024/25	Forecast 2025/26	Future	Total	Page
Community Facilities								
Library/Library Improvements								
Sky Room at Civic Center Library (PI04)	494.4	-	-	-	-	-	494.4	74
Neighborhood & Community								
1 - Replace Aging Infrastructure and Improve Public and Event Spaces on Civic Center Plaza (DG04)	25,979.3	-	-	-	-	-	25,979.3	75
13 - Expand Granite Reef Senior Center to Meet Demand for Adult Day Care Center (TEMP1938-F)	-	-	594.4	2,377.7	-	-	2,972.2	76
21 - Expand Via Linda Senior Center to Meet Demand for Senior Services (TEMP1983-F)	-	-	-	-	-	4,538.6	4,538.6	77
25 - Replace Aging Buildings that Comprise Paiute Community Center (TEMP2001-F)	-	-	-	-	-	11,174.2	11,174.2	78
32 - Renovate and Modernize the Stage 2 Theater at the Scottsdale Center for the Performing Arts (TEMP2139-F)	-	-	-	240.0	-	960.0	1,200.0	79
45 - Renovate WestWorld Horse Barns to Increase Rentable Space (DH05)	4,550.0	-	-	-	-	-	4,550.0	80
47 - Replace WestWorld Arena Lights to Reduce Operating Costs (DH04)	748.9	-	-	-	-	-	748.9	81
51 - Install Permanent Lighting at WestWorld Parking Lots to Reduce Operating Costs (TEMP1991-F)	-	-	-	-	-	1,438.3	1,438.3	82
52 - Expand Restrooms in WestWorld North Hall (DG06)	675.3	-	-	-	-	-	675.3	83
Arts in Public Places (DE05)	160.6	-	-	-	-	-	160.6	84
Drinkwater Underpass Public Art (DG03)	182.8	-	-	-	-	-	182.8	85
Gateway Monument Replacement (BI07)	817.9	-	-	-	-	-	817.9	85
Greenway-Hayden/Frank Lloyd Wright Public Art (DG01)	452.4	-	-	-	-	-	452.4	86
One Civic Center Pocket Park (DG07)	140.6	-	-	-	-	-	140.6	86
SOHO Phase 2 Public Art (DH12)	197.7	-	-	-	-	-	197.7	87

① Project was partially or wholly funded with reallocated bond proceeds from MPC Series 2013 per Resolution 10335 and MPC2016-01.
 ② Recurring Capital Maintenance Projects.

COMMUNITY FACILITIES

(In thousands of dollars)

Project	Adopted 2021/22	Forecast 2022/23	Forecast 2023/24	Forecast 2024/25	Forecast 2025/26	Future	Total	Page
Stetson Plaza Splash Pad Enhancement Project (PH04)	59.3	-	-	-	-	-	59.3	87
TNEC - Monument Sign (DF01)	36.6	-	-	-	-	-	36.6	88
Tony Nelssen Center UV and Ionization (DH10)	271.2	-	-	-	-	-	271.2	88
TPC Stadium Course - Midway Grill Improvements (PG06)	1,340.9	-	-	-	-	-	1,340.9	89
WestWorld Tent Fabric Panels Replacement (DH07)	312.8	-	-	-	-	-	312.8	89
Parks/Park Improvements								
2 - Add Splash Pad and Improve Walkways at McCormick-Stillman Railroad Park (PH01)	917.2	-	-	-	-	-	917.2	90
22 - Build New Swimming Pools and Replace Building at Cactus Pool (TEMP1943-F)	-	-	3,123.0	3,123.0	-	24,983.7	31,229.6	91
23 - Repair Lakes and Irrigation at Vista del Camino Park in the Indian Bend Wash (PH03)	10,962.3	-	12,540.2	-	-	-	23,502.5	92
24 - Install High Efficiency Sports Lighting at 4 Facilities (PG07)	623.5	-	-	-	-	-	623.5	93
30 - Indian School Park Field 1 Lighting (PI01)	696.1	-	-	-	-	-	696.1	94
41 - Install Solar Heating System for Eldorado Pool (BI10)	560.3	-	-	-	-	-	560.3	95
42 - Add a Dog Park to Thompson Peak Park (PI06)	927.5	-	-	3,709.9	-	-	4,637.4	96
53 - Build Multi-Use Sport Fields in the area of Bell Road (PG09)	28,219.7	-	-	-	-	-	28,219.7	97
55 - Build a 17-Acre Neighborhood Park at Ashler Hills Drive and 74th Way (Whisper Rock) (PH02)	1,044.1	4,878.1	-	-	-	-	5,922.2	98
61 - Purchase land, expand Pinnacle Peak Park parking lot, staff office and restrooms, renovate hiking trail and construct an interpretive trail (PI02)	3,000.0	-	400.0	-	1,600.0	-	5,000.0	99
Aquatics Lifecycle Replacement (PG04)	2,108.0	169.3	726.0	-	-	-	3,003.3	100
MS Railroad Park - Move the MERCI Train Car (PI03)	312.0	-	-	-	-	-	312.0	100
Paiute Park Splash Pad (PG10)	16.2	-	-	-	-	-	16.2	101
Park Amenities (PG05)	832.7	694.0	654.0	-	-	-	2,180.7	101
Park Restrooms (PG01)	742.9	2,091.2	3,108.4	-	-	-	5,942.5	102
Playground Rehabilitation (PG02)	261.6	-	-	-	-	-	261.6	102

① Project was partially or wholly funded with reallocated bond proceeds from MPC Series 2013 per Resolution 10335 and MPC2016-01.

② Recurring Capital Maintenance Projects.

COMMUNITY FACILITIES

(In thousands of dollars)

Project	Adopted 2021/22	Forecast 2022/23	Forecast 2023/24	Forecast 2024/25	Forecast 2025/26	Future	Total	Page
Scottsdale Stadium Renovations Phase 2 (PH05)	4,668.6	-	-	-	-	-	4,668.6	103

① Project was partially or wholly funded with reallocated bond proceeds from MPC Series 2013 per Resolution 10335 and MPC2016-01.
 ② Recurring Capital Maintenance Projects.

Sky Room at Civic Center Library - (PI04)

Est. Completion: 06/22

Location: Civic Center Library

Project Type: Construction Related

Description: Expand and revitalize the Civic Center Library story time room to house library programs. The expansion will increase the room to up to approximately 1,000 square feet and include modifications to the heating, ventilation, and air conditioning (HVAC) and lighting systems along with increased storage, and rest room modifications.

Funding by Expenditure Category (In thousands of dollars)	Total Project Cost
Administrative Costs	12.4
City Fees	2.1
Construction	360.2
Contingency	54.0
Design/Construction Admin	53.3
Salaries	12.4
Total:	494.4

Funding Sources (In thousands of dollars)	Total Project Cost	ITD Expenditures (Thru 06/21)	Adopted 2021/22	Forecast 2022/23	Forecast 2023/24	Forecast 2024/25	Forecast 2025/26	Future	Total Remaining Budget
General Fund	367.6	-	367.6	-	-	-	-	-	367.6
Grant	57.8	-	57.8	-	-	-	-	-	57.8
Library Gifts Memorial Fund	67.5	-	67.5	-	-	-	-	-	67.5
Rassner Endowment Dist Fund	1.5	-	1.5	-	-	-	-	-	1.5
Total:	494.4	-	494.4	-	-	-	-	-	494.4

1 - Replace Aging Infrastructure and Improve Public and Event Spaces on Civic Center Plaza - (DG04)

Est. Completion: 06/23

Location: Downtown Scottsdale; Civic Center Plaza from Brown Avenue to 75th Street

Project Type: Construction Related

Description: Rebuild the Scottsdale Civic Center Plaza as the community’s signature special event and public gathering space. As recommended by the Tourism Strategic Plan, Public Spaces Master Plan, the City of Scottsdale General Plan, the Old Town Character Area Plan and public outreach conducted since 2015, the conceptual design would create an “event ready” venue that includes an iconic stage structure. With few regional competitors for large events in an outdoor setting, the new public space would place Scottsdale in a competitive position to attract large-scale events, such as Super Bowl Live, a multi-day event leading up to Super Bowl 2023.

Funding by Expenditure Category (In thousands of dollars)	Total Project Cost
Administrative Costs	888.0
Art in Public Places	233.8
City Fees	444.0
Construction	18,502.7
Contingency	4,588.0
Design/Construction Admin	1,776.0
Salaries	888.0
Total:	27,320.5

Funding Sources (In thousands of dollars)	Total Project Cost	ITD Expenditures (Thru 06/21)	Adopted 2021/22	Forecast 2022/23	Forecast 2023/24	Forecast 2024/25	Forecast 2025/26	Future	Total Remaining Budget
General Fund	2.7	(2.7)	-	-	-	-	-	-	-
2019 GO Bond - Q2 20% - Community Spaces & Infrastructure	27,317.8	(1,338.6)	25,979.3	-	-	-	-	-	25,979.3
Total:	27,320.5	(1,341.3)	25,979.3	-	-	-	-	-	25,979.3

13 - Expand Granite Reef Senior Center to Meet Demand for Adult Day Care Center - (TEMP1938-F)

Est. Completion: 06/25
Location: Granite Reef Senior Center
Project Type: Construction Related
Description: Add a 7,600 square foot expansion to Granite Reef Senior Center to meet the growing demand for senior services, including an Adult Day Care Center. The new space would offer fee-based adult day care services during the day, for which there is an increasing demand and no service providers in South Scottsdale. Fee-based leisure education classes would be held in the evenings.

Funding by Expenditure Category (In thousands of dollars)	Total Project Cost
Administrative Costs	91.4
Art in Public Places	25.7
Construction	1,903.4
Contingency	472.1
Design/Construction Admin	388.3
Salaries	91.4
Total:	2,972.2

Funding Sources (In thousands of dollars)	Total Project Cost	ITD Expenditures (Thru 06/21)	Adopted 2021/22	Forecast 2022/23	Forecast 2023/24	Forecast 2024/25	Forecast 2025/26	Future	Total Remaining Budget
2019 GO Bond - Q1 20% - Parks Recreation & Senior Services	2,972.2	-	-	-	594.4	2,377.7	-	-	2,972.2
Total:	2,972.2	-	-	-	594.4	2,377.7	-	-	2,972.2

21 - Expand Via Linda Senior Center to Meet Demand for Senior Services - (TEMP1983-F)

Est. Completion: 06/28
Location: Via Linda Senior Center
Project Type: Construction Related
Description: Expand the Via Linda Senior Center by approximately 7,800 square feet to address the increasing demand for services and leisure education classes. Demand for adult services and leisure education offerings is increasing, and will continue to increase, as census figures show that 42 percent of Scottsdale population is over the age of 50.

Funding by Expenditure Category (In thousands of dollars)	Total Project Cost
Administrative Costs	139.5
Art in Public Places	39.2
Construction	2,906.6
Contingency	720.9
Design/Construction Admin	593.0
Salaries	139.5
Total:	4,538.6

Funding Sources (In thousands of dollars)	Total Project Cost	ITD Expenditures (Thru 06/21)	Adopted 2021/22	Forecast 2022/23	Forecast 2023/24	Forecast 2024/25	Forecast 2025/26	Future	Total Remaining Budget
2019 GO Bond - Q1 20% - Parks Recreation & Senior Services	4,538.6	-	-	-	-	-	-	4,538.6	4,538.6
Total:	4,538.6	-	-	-	-	-	-	4,538.6	4,538.6

25 - Replace Aging Buildings that Comprise Paiute Community Center - (TEMP2001-F)

Est. Completion: 06/29

Location: Paiute Community Center

Project Type: Construction Related

Description: Build a new 22,700 square foot facility to replace the existing buildings that comprise Paiute Neighborhood Center. The existing buildings have fallen into a state of disrepair and are costing the city approximately \$144,000 per year in maintenance costs. The new facility has a projected increase of \$25,000 in annual Leisure Education revenue.

Funding by Expenditure Category (In thousands of dollars)	Total Project Cost
Administrative Costs	343.5
Art in Public Places	96.5
Construction	7,156.2
Contingency	1,774.7
Design/Construction Admin	1,459.9
Salaries	343.5
Total:	11,174.2

Funding Sources (In thousands of dollars)	Total Project Cost	ITD Expenditures (Thru 06/21)	Adopted 2021/22	Forecast 2022/23	Forecast 2023/24	Forecast 2024/25	Forecast 2025/26	Future	Total Remaining Budget
2019 GO Bond - Q1 20% - Parks Recreation & Senior Services	11,174.2	-	-	-	-	-	-	11,174.2	11,174.2
Total:	11,174.2	-	-	-	-	-	-	11,174.2	11,174.2

32 - Renovate and Modernize the Stage 2 Theater at the Scottsdale Center for the Performing Arts - (TEMP2139-F)

Est. Completion: 06/27

Location: Scottsdale Civic Center

Project Type: Construction Related

Description: Design and renovate the Stage 2 Theater at Scottsdale Center for the Performing Arts. This smaller theater is an integral part of Scottsdale Arts’ commitment to provide artistic and cultural programming for the community, however, the 42-year-old theater needs a complete physical renovation and technical modernization. The result would create a flexible performance space and greatly enhance the number of bookings and attendance of the theater.

Funding by Expenditure Category (In thousands of dollars)	Total Project Cost
Administrative Costs	40.0
Construction	1,060.0
Design/Construction Admin	100.0
Total:	1,200.0

Funding Sources (In thousands of dollars)	Total Project Cost	ITD Expenditures (Thru 06/21)	Adopted 2021/22	Forecast 2022/23	Forecast 2023/24	Forecast 2024/25	Forecast 2025/26	Future	Total Remaining Budget
2019 GO Bond - Q2 20% - Community Spaces & Infrastructure	1,200.0	-	-	-	-	240.0	-	960.0	1,200.0
Total:	1,200.0	-	-	-	-	240.0	-	960.0	1,200.0

45 - Renovate WestWorld Horse Barns to Increase Rentable Space - (DH05)

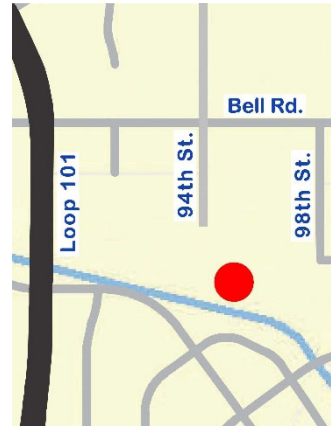
Est. Completion: 06/22

Location: WestWorld

Project Type: Construction Related

Description: These revenue-generating facilities are a key part of any horse show held at WestWorld. Built in the 1980s, the barns require renovation to remain useful and rentable.

Funding by Expenditure Category (In thousands of dollars)	Total Project Cost
Administrative Costs	235.9
Art in Public Places	39.8
City Fees	76.3
Construction	2,961.5
Contingency	840.8
Design/Construction Admin	312.8
Salaries	235.9
Total:	4,703.0



Funding Sources (In thousands of dollars)	Total Project Cost	ITD Expenditures (Thru 06/21)	Adopted 2021/22	Forecast 2022/23	Forecast 2023/24	Forecast 2024/25	Forecast 2025/26	Future	Total Remaining Budget
2019 GO Bond - Q2 20% - Community Spaces & Infrastructure	4,703.0	(153.0)	4,550.0	-	-	-	-	-	4,550.0
Total:	4,703.0	(153.0)	4,550.0	-	-	-	-	-	4,550.0

47 - Replace WestWorld Arena Lights to Reduce Operating Costs - (DH04)

Est. Completion: 12/21

Location: WestWorld

Project Type: Construction Related

Description: Replace lights at several arenas to reduce operating costs, replace outdated technology and reduce light spillage to adjacent communities. The lighting at WestWorld is over 35 years old and uses outdated technology. A new light-emitting diode (LED) system will provide focused lighting within the arenas eliminating light trespass and glare, provide high-definition (HD TV) broadcast quality light levels, and instant-on with no warm-up delay and have an operating impact savings of \$24,000.

Funding by Expenditure Category (In thousands of dollars)	Total Project Cost
Administrative Costs	39.2
Construction	978.9
Contingency	137.0
Design/Construction Admin	176.2
Total:	1,331.3



Funding Sources (In thousands of dollars)	Total Project Cost	ITD Expenditures (Thru 06/21)	Adopted 2021/22	Forecast 2022/23	Forecast 2023/24	Forecast 2024/25	Forecast 2025/26	Future	Total Remaining Budget
2019 GO Bond - Q2 20% - Community Spaces & Infrastructure	1,331.3	(582.3)	748.9	-	-	-	-	-	748.9
Total:	1,331.3	(582.3)	748.9	-	-	-	-	-	748.9

51 - Install Permanent Lighting at WestWorld Parking Lots to Reduce Operating Costs - (TEMP1991-F)

Est. Completion: 06/28

Location: WestWorld

Project Type: Construction Related

Description: Install permanent lighting for gravel parking lots K & M at WestWorld which are utilized for parking during WestWorld events. These parking lots are used by over 800,000+ people annually and are currently lit with temporary light towers to ensure public safety. The temporary light towers are noisy, create glares impacting WestWorld's neighbors to the north, and are costly due to their diesel generators. Permanent lights will reduce operating costs, improve the event experience at WestWorld and increase the ability to attract new events.

Funding by Expenditure Category (In thousands of dollars)	Total Project Cost
Administrative Costs	44.3
Art in Public Places	9.2
Construction	923.1
Contingency	229.0
Design/Construction Admin	188.3
Salaries	44.3
Total:	1,438.3

Funding Sources (In thousands of dollars)	Total Project Cost	ITD Expenditures (Thru 06/21)	Adopted 2021/22	Forecast 2022/23	Forecast 2023/24	Forecast 2024/25	Forecast 2025/26	Future	Total Remaining Budget
2019 GO Bond - Q2 20% - Community Spaces & Infrastructure	1,438.3	-	-	-	-	-	-	1,438.3	1,438.3
Total:	1,438.3	-	-	-	-	-	-	1,438.3	1,438.3

52 - Expand Restrooms in WestWorld North Hall - (DG06)

Est. Completion: 06/22

Location: WestWorld

Project Type: Construction Related

Description: Enlarge the restrooms in north vestibule of the North Hall of the Tony Nelssen Events Center at WestWorld to meet demand during large events.

Funding by Expenditure Category (In thousands of dollars)	Total Project Cost
Administrative Costs	21.3
Art in Public Places	6.0
City Fees	10.6
Construction	683.4
Contingency	120.6
Design/Construction Admin	64.8
Salaries	21.3
Total:	927.9

Funding Sources (In thousands of dollars)	Total Project Cost	ITD Expenditures (Thru 06/21)	Adopted 2021/22	Forecast 2022/23	Forecast 2023/24	Forecast 2024/25	Forecast 2025/26	Future	Total Remaining Budget
General Fund	3.4	(3.4)	-	-	-	-	-	-	-
2019 GO Bond - Q2 20% - Community Spaces & Infrastructure	924.5	(249.2)	675.3	-	-	-	-	-	675.3
Total:	927.9	(252.6)	675.3	-	-	-	-	-	675.3

Arts in Public Places - (DE05)

Est. Completion: N/A

Location: Citywide

Project Type: Construction Related

Description: Commission and acquire public art as part of the city's Art in Public Places Program under the Code of Ordinances, Chapter 20, Article VII-Public Art, Sections 20-121 to 20-123. The city shall expend an amount equal to one percent of the city council approved budget for each capital improvement project that is publicly visible including city buildings, structures, drainage projects, parks, transportation streetscapes, multi-use pathways, transit and pedestrian amenities (such as bus shelters, sidewalks and shade structures), bridges and plazas.

Funding by Expenditure Category (In thousands of dollars)	Total Project Cost
Construction	627.9
Total:	627.9

Funding Sources (In thousands of dollars)	Total Project Cost	ITD Expenditures (Thru 06/21)	Adopted 2021/22	Forecast 2022/23	Forecast 2023/24	Forecast 2024/25	Forecast 2025/26	Future	Total Remaining Budget
General Fund	26.1	(26.1)	-	-	-	-	-	-	-
2015 GO Bond - Q5 - Public Safety Fire	48.1	(48.0)	0.1	-	-	-	-	-	0.1
Art in Public Places - Aviation Fund	53.0	-	53.0	-	-	-	-	-	53.0
Art in Public Places - Transportation Sales Tax (0.10%) Fund	98.7	-	98.7	-	-	-	-	-	98.7
Art in Public Places - Water Reclamation Fund	8.8	-	8.8	-	-	-	-	-	8.8
SRP Aesthetic Fund	236.1	(236.1)	-	-	-	-	-	-	-
Transportation 0.2% Sales Tax	157.1	(157.1)	-	-	-	-	-	-	-
Total:	627.9	(467.3)	160.6	-	-	-	-	-	160.6

Drinkwater Underpass Public Art - (DG03)

Est. Completion: 06/22

Location: Drinkwater Bridge at Civic Center Plaza

Project Type: Construction Related

Description: Design and install a public art element to be located within the Drinkwater Underpass at the Civic Center Mall. Scottsdale Arts, the selected artist and Capital Project Management (CPM) staff will work closely together to ensure the art does not create a distraction to drivers and does not attract pedestrians into areas without pedestrian access.

Funding by Expenditure Category (In thousands of dollars)	Total Project Cost
Construction	200.0
Total:	200.0

Funding Sources (In thousands of dollars)	Total Project Cost	ITD Expenditures (Thru 06/21)	Adopted 2021/22	Forecast 2022/23	Forecast 2023/24	Forecast 2024/25	Forecast 2025/26	Future	Total Remaining Budget
Transportation 0.2% Sales Tax	200.0	(17.3)	182.8	-	-	-	-	-	182.8
Total:	200.0	(17.3)	182.8	-	-	-	-	-	182.8

Gateway Monument Replacement - (BI07)

Est. Completion: 01/23

Location: Citywide

Project Type: Construction Related

Description: Create new "Welcome to the City of Scottsdale" monument signs to replace the existing monuments and add monuments at identified high volume intersections.

Funding by Expenditure Category (In thousands of dollars)	Total Project Cost
Administrative Costs	21.1
City Fees	3.5
Construction	585.1
Contingency	117.0
Design/Construction Admin	70.2
Salaries	21.1
Total:	817.9

Funding Sources (In thousands of dollars)	Total Project Cost	ITD Expenditures (Thru 06/21)	Adopted 2021/22	Forecast 2022/23	Forecast 2023/24	Forecast 2024/25	Forecast 2025/26	Future	Total Remaining Budget
General Fund	817.9	-	817.9	-	-	-	-	-	817.9
Total:	817.9	-	817.9	-	-	-	-	-	817.9

Greenway-Hayden/Frank Lloyd Wright Public Art - (DG01)

Est. Completion: 06/22

Location: Area around Greenway-Hayden/Frank Lloyd Wright

Project Type: Construction Related

Description: Work with Scottsdale Arts to locate a site, commission and acquire public art as part of the city's Art in Public Places Program.

Funding by Expenditure Category (In thousands of dollars)	Total Project Cost
Administrative Costs	12.2
City Fees	1.0
Construction	443.8
Contingency	41.8
Design/Construction Admin	54.5
Salaries	12.2
Total:	565.5

Funding Sources (In thousands of dollars)	Total Project Cost	ITD Expenditures (Thru 06/21)	Adopted 2021/22	Forecast 2022/23	Forecast 2023/24	Forecast 2024/25	Forecast 2025/26	Future	Total Remaining Budget
Airpark Park Cultural Trust	80.2	-	80.2	-	-	-	-	-	80.2
Sewer Rates	485.4	(113.1)	372.2	-	-	-	-	-	372.2
Total:	565.5	(113.1)	452.4	-	-	-	-	-	452.4

One Civic Center Pocket Park - (DG07)

Est. Completion: 06/22

Location: One Civic Center

Project Type: Construction Related

Description: Design and construct a pocket park to help enrich the pedestrian experience and enhance the urban environment.

Funding by Expenditure Category (In thousands of dollars)	Total Project Cost
Construction	150.0
Total:	150.0

Funding Sources (In thousands of dollars)	Total Project Cost	ITD Expenditures (Thru 06/21)	Adopted 2021/22	Forecast 2022/23	Forecast 2023/24	Forecast 2024/25	Forecast 2025/26	Future	Total Remaining Budget
Downtown Cultural Trust	150.0	(9.4)	140.6	-	-	-	-	-	140.6
Total:	150.0	(9.4)	140.6	-	-	-	-	-	140.6

SOHO Phase 2 Public Art - (DH12)

Est. Completion: 06/22

Location: Greater Airpark Area near WestWorld

Project Type: Construction Related

Description: Create monumental artwork to be located in a highly visible and/or accessible space. The artwork will either be a stand-alone artwork or integrated in the new buildings being constructed for Phase 2.

Funding by Expenditure Category (In thousands of dollars)	Total Project Cost
Art in Public Places	231.0
Total:	231.0

Funding Sources (In thousands of dollars)	Total Project Cost	ITD Expenditures (Thru 06/21)	Adopted 2021/22	Forecast 2022/23	Forecast 2023/24	Forecast 2024/25	Forecast 2025/26	Future	Total Remaining Budget
Airpark Park Cultural Trust	231.0	(33.4)	197.7	-	-	-	-	-	197.7
Total:	231.0	(33.4)	197.7	-	-	-	-	-	197.7

Stetson Plaza Splash Pad Enhancement Project - (PH04)

Est. Completion: 06/22

Location: Stetson Plaza

Project Type: Construction Related

Description: Design and install enhancements at the splash pad at Stetson Plaza. The public art project will enhance the area providing visual interest and adding seating elements.

Funding by Expenditure Category (In thousands of dollars)	Total Project Cost
Administrative Costs	5.0
Art in Public Places	50.0
Contingency	5.0
Salaries	5.0
Total:	65.0

Funding Sources (In thousands of dollars)	Total Project Cost	ITD Expenditures (Thru 06/21)	Adopted 2021/22	Forecast 2022/23	Forecast 2023/24	Forecast 2024/25	Forecast 2025/26	Future	Total Remaining Budget
Downtown Cultural Trust	65.0	(5.7)	59.3	-	-	-	-	-	59.3
Total:	65.0	(5.7)	59.3	-	-	-	-	-	59.3

TNEC - Monument Sign - (DF01)

Est. Completion: 06/22

Location: WestWorld

Project Type: Construction Related

Description: Install a Monument Sign at the Tony Nelssen Equestrian Center facility.

Funding by Expenditure Category (In thousands of dollars)	Total Project Cost
Machinery and Equipment	36.6
Total:	36.6

Funding Sources (In thousands of dollars)	Total Project Cost	ITD Expenditures (Thru 06/21)	Adopted 2021/22	Forecast 2022/23	Forecast 2023/24	Forecast 2024/25	Forecast 2025/26	Future	Total Remaining Budget
Tourism Development Funds	36.6	-	36.6	-	-	-	-	-	36.6
Total:	36.6	-	36.6	-	-	-	-	-	36.6

Tony Nelssen Center UV and Ionization - (DH10)

Est. Completion: 06/22

Location: WestWorld

Project Type: Construction Related

Description: Provide bi-polar ionization and ultraviolet (UV) lights at each of the main air handling units serving the halls (Equidome, North, and South). Provide upper level UV lights at the restroom and concession waiting areas.

Funding by Expenditure Category (In thousands of dollars)	Total Project Cost
Administrative Costs	9.1
City Fees	1.5
Construction	274.5
Contingency	79.5
Design/Construction Admin	26.2
Salaries	9.1
Total:	400.0

Funding Sources (In thousands of dollars)	Total Project Cost	ITD Expenditures (Thru 06/21)	Adopted 2021/22	Forecast 2022/23	Forecast 2023/24	Forecast 2024/25	Forecast 2025/26	Future	Total Remaining Budget
AZ Cares Funding	400.0	(128.8)	271.2	-	-	-	-	-	271.2
Total:	400.0	(128.8)	271.2	-	-	-	-	-	271.2

TPC Stadium Course - Midway Grill Improvements - (PG06)

Est. Completion: 11/22

Location: Tournament Players Club (TPC) Scottsdale

Project Type: Construction Related

Description: Design and construct improvements to the Midway Grill on the TPC Scottsdale stadium course.

Funding by Expenditure Category (In thousands of dollars)	Total Project Cost
Administrative Costs	57.0
Design/Construction Admin	1,443.0
Total:	1,500.0

Funding Sources (In thousands of dollars)	Total Project Cost	ITD Expenditures (Thru 06/21)	Adopted 2021/22	Forecast 2022/23	Forecast 2023/24	Forecast 2024/25	Forecast 2025/26	Future	Total Remaining Budget
Tournament Players Club Basin	1,500.0	(159.1)	1,340.9	-	-	-	-	-	1,340.9
Total:	1,500.0	(159.1)	1,340.9	-	-	-	-	-	1,340.9

WestWorld Tent Fabric Panels Replacement - (DH07)

Est. Completion: 06/22

Location: WestWorld

Project Type: Construction Related

Description: Replace fabric panels from the east and west gables of the WestWorld tent.

Funding by Expenditure Category (In thousands of dollars)	Total Project Cost
Construction	326.0
Contingency	65.2
Total:	391.2

Funding Sources (In thousands of dollars)	Total Project Cost	ITD Expenditures (Thru 06/21)	Adopted 2021/22	Forecast 2022/23	Forecast 2023/24	Forecast 2024/25	Forecast 2025/26	Future	Total Remaining Budget
General Fund	391.2	(78.4)	312.8	-	-	-	-	-	312.8
Total:	391.2	(78.4)	312.8	-	-	-	-	-	312.8

2 - Add Splash Pad and Improve Walkways at McCormick-Stillman Railroad Park - (PH01)

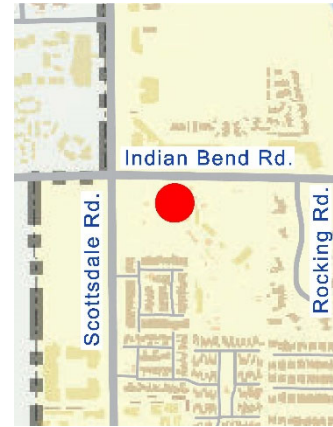
Est. Completion: 06/22

Location: McCormick-Stillman Railroad Park

Project Type: Construction Related

Description: Add a splash pad and improve walkways at McCormick-Stillman Railroad Park to implement the park’s master plan to boost attendance and revenues. The splash pad will boost park attendance and revenues from May through August when both numbers drop off. McCormick-Stillman Railroad Park is Scottsdale’s signature park and generates approximately \$1.5 million of revenue annually.

Funding by Expenditure Category (In thousands of dollars)	Total Project Cost
Administrative Costs	28.2
Art in Public Places	7.9
Construction	587.4
Contingency	145.7
Design/Construction Admin	119.8
Salaries	28.2
Total:	917.2



Funding Sources (In thousands of dollars)	Total Project Cost	ITD Expenditures (Thru 06/21)	Adopted 2021/22	Forecast 2022/23	Forecast 2023/24	Forecast 2024/25	Forecast 2025/26	Future	Total Remaining Budget
2019 GO Bond - Q1 20% - Parks Recreation & Senior Services	917.2	-	917.2	-	-	-	-	-	917.2
Total:	917.2	-	917.2	-	-	-	-	-	917.2

22 - Build New Swimming Pools and Replace Building at Cactus Pool - (TEMP1943-F)

Est. Completion: 06/29

Location: Cactus Pool

Project Type: Construction Related

Description: Renovate aging swimming pool and buildings at Cactus Aquatic Center to meet increasing demand and increase revenue. The current pool and building have many limitations including pool leakage, dated restrooms and showers, limited Americans with Disabilities Act (ADA) access and security concerns and limited possibilities for improvement. Cactus Pool hosts 144,000 guests annually and is the only city aquatics facility that can host swimming and diving competitions. The renovated facility is projects to increase revenue by \$125,000 annually.

Funding by Expenditure Category (In thousands of dollars)	Total Project Cost
Administrative Costs	960.0
Art in Public Places	269.6
Construction	20,480.0
Contingency	4,960.0
Design/Construction Admin	3,600.0
Salaries	960.0
Total:	31,229.6

Funding Sources (In thousands of dollars)	Total Project Cost	ITD Expenditures (Thru 06/21)	Adopted 2021/22	Forecast 2022/23	Forecast 2023/24	Forecast 2024/25	Forecast 2025/26	Future	Total Remaining Budget
2019 GO Bond - Q1 20% - Parks Recreation & Senior Services	31,229.6	-	-	-	3,123.0	3,123.0	-	24,983.7	31,229.6
Total:	31,229.6	-	-	-	3,123.0	3,123.0	-	24,983.7	31,229.6

23 - Repair Lakes and Irrigation at Vista del Camino Park in the Indian Bend Wash - (PH03)

Est. Completion: 06/25

Location: Vista del Camino Lakes

Project Type: Construction Related

Description: Repair failing lakes and irrigation from McKellips Road to Thomas Road in the Indian Bend Wash. The lake system is showing signs of aging and failure due to punctures in the lake liner, erosion of the lake edges and leaks in the spillway system. The irrigation systems are outdated, undersized and perform inadequately. Updating materials and technologies will lower annual operating cost, enhance water conservation and quality, resolve lake edge erosion and allow more effective use of park open space areas.

Funding by Expenditure Category (In thousands of dollars)	Total Project Cost
Administrative Costs	758.5
City Fees	379.2
Construction	15,801.6
Contingency	3,918.8
Design/Construction Admin	1,896.2
Salaries	758.5
Total:	23,512.8



Funding Sources (In thousands of dollars)	Total Project Cost	ITD Expenditures (Thru 06/21)	Adopted 2021/22	Forecast 2022/23	Forecast 2023/24	Forecast 2024/25	Forecast 2025/26	Future	Total Remaining Budget
2019 GO Bond - Q2 20% - Community Spaces & Infrastructure	23,512.8	(10.3)	10,962.3	-	12,540.2	-	-	-	23,502.5
Total:	23,512.8	(10.3)	10,962.3	-	12,540.2	-	-	-	23,502.5

24 - Install High Efficiency Sports Lighting at 4 Facilities - (PG07)

Est. Completion: 06/22

Location: Citywide

Project Type: Construction Related

Description: Replace, upgrade or install new lighting systems for sports fields at Laguna and Pima schools, Horizon Park and at two currently unlit fields at Scottsdale Sports Complex to meet increased demand and current sports lighting standards, and to minimize light spillage in adjacent neighborhoods. The newly lit fields at Scottsdale Sports Complex would generate approximately \$10,000 per year in additional revenue and offset any utility costs associated with the new lights. Additionally, these lights will eliminate the annual need to use diesel generators for lighting in some areas of the Phoenix Open and reduce light spillage into the surrounding area.

Funding by Expenditure Category (In thousands of dollars)	Total Project Cost
Construction	1,230.3
Contingency	200.6
Total:	1,430.9

Funding Sources (In thousands of dollars)	Total Project Cost	ITD Expenditures (Thru 06/21)	Adopted 2021/22	Forecast 2022/23	Forecast 2023/24	Forecast 2024/25	Forecast 2025/26	Future	Total Remaining Budget
General Fund	3.8	(3.8)	-	-	-	-	-	-	-
2019 GO Bond - Q1 20% - Parks Recreation & Senior Services	1,427.1	(803.6)	623.5	-	-	-	-	-	623.5
Total:	1,430.9	(807.4)	623.5	-	-	-	-	-	623.5

30 - Indian School Park Field 1 Lighting - (PI01)

Est. Completion: 06/22

Location: Hayden and Indian School Road

Project Type: Construction Related

Description: Replace the sub-standard light towers on Field 1 at Indian School Park to expand operating hours and increase revenue. The new lightning will be more energy efficient, comes with a 25-year maintenance-free guarantee, and reduces light spillage into the surrounding neighborhood by 50 percent.

Funding by Expenditure Category (In thousands of dollars)	Total Project Cost
Administrative Costs	26.8
Construction	582.0
Contingency	87.3
Total:	696.1



Funding Sources (In thousands of dollars)	Total Project Cost	ITD Expenditures (Thru 06/21)	Adopted 2021/22	Forecast 2022/23	Forecast 2023/24	Forecast 2024/25	Forecast 2025/26	Future	Total Remaining Budget
2019 GO Bond - Q1 20% - Parks Recreation & Senior Services	696.1	-	696.1	-	-	-	-	-	696.1
Total:	696.1	-	696.1	-	-	-	-	-	696.1

41 - Install Solar Heating System for Eldorado Pool - (BI10)

Est. Completion: 06/22

Location: Eldorado Aquatic Center

Project Type: Construction Related

Description: Install a ground mounted solar pool hot water heating system at Eldorado Pool to reduce energy costs for heating the pool during the shoulder seasons and winter months. The project is estimated to save approximately \$70,000 per year in energy costs.

Funding by Expenditure Category (In thousands of dollars)	Total Project Cost
Administrative Costs	17.2
Art in Public Places	4.8
Construction	358.8
Contingency	89.0
Design/Construction Admin	73.2
Salaries	17.2
Total:	560.3

Funding Sources (In thousands of dollars)	Total Project Cost	ITD Expenditures (Thru 06/21)	Adopted 2021/22	Forecast 2022/23	Forecast 2023/24	Forecast 2024/25	Forecast 2025/26	Future	Total Remaining Budget
2019 GO Bond - Q1 20% - Parks Recreation & Senior Services	560.3	-	560.3	-	-	-	-	-	560.3
Total:	560.3	-	560.3	-	-	-	-	-	560.3

42 - Add a Dog Park to Thompson Peak Park - (PI06)

Est. Completion: 06/25

Location: Thompson Peak Parkway and Hayden Road

Project Type: Construction Related

Description: Build a three-and-a-half-acre Dog Park consisting of three fenced and gated areas, a footbridge connecting the new space to existing amenities and an additional parking area with space for 100 cars at Thompson Peak Park.

Funding by Expenditure Category (In thousands of dollars)	Total Project Cost
Administrative Costs	142.6
Art in Public Places	40.0
Construction	2,969.8
Contingency	736.5
Design/Construction Admin	605.8
Salaries	142.6
Total:	4,637.4

Funding Sources (In thousands of dollars)	Total Project Cost	ITD Expenditures (Thru 06/21)	Adopted 2021/22	Forecast 2022/23	Forecast 2023/24	Forecast 2024/25	Forecast 2025/26	Future	Total Remaining Budget
2019 GO Bond - Q1 20% - Parks Recreation & Senior Services	4,637.4	-	927.5	-	-	3,709.9	-	-	4,637.4
Total:	4,637.4	-	927.5	-	-	3,709.9	-	-	4,637.4

53 - Build Multi-Use Sport Fields in the area of Bell Road - (PG09)

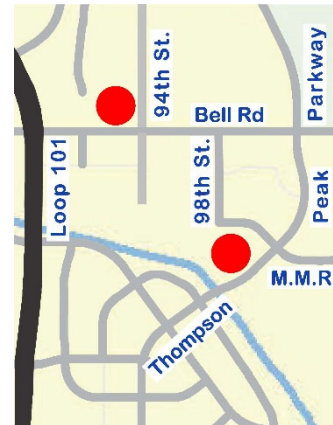
Est. Completion: 06/23

Location: WestWorld

Project Type: Construction Related

Description: Build up to 13 full sized multi-use sports fields at two locations, 94th Street and Bell Road and Thompson Peak Parkway and McDowell Mountain Ranch Road, to meet the increased demand for lighted sports fields in the community, create the ability for Scottsdale to host larger tournaments and increase revenue. The fields will be used for as parking for special events for a few weeks each year to replace temporary parking lots on Arizona State Land that will become unavailable as the land is sold.

Funding by Expenditure Category (In thousands of dollars)	Total Project Cost
Construction	33,439.5
Design/Construction Admin	2,000.0
Land/ROW	5,000.0
Total:	40,439.5



Funding Sources (In thousands of dollars)	Total Project Cost	ITD Expenditures (Thru 06/21)	Adopted 2021/22	Forecast 2022/23	Forecast 2023/24	Forecast 2024/25	Forecast 2025/26	Future	Total Remaining Budget
General Fund	404.9	(11.9)	393.0	-	-	-	-	-	393.0
2019 GO Bond - Q1 20% - Parks Recreation & Senior Services-Taxable	40,000.0	(12,174.8)	27,825.2	-	-	-	-	-	27,825.2
Salt River Pima Maricopa Indian Community IGA	34.6	(33.2)	1.4	-	-	-	-	-	1.4
Total:	40,439.5	(12,219.8)	28,219.7	-	-	-	-	-	28,219.7

55 - Build a 17-Acre Neighborhood Park at Ashler Hills Drive and 74th Way (Whisper Rock) - (PH02)

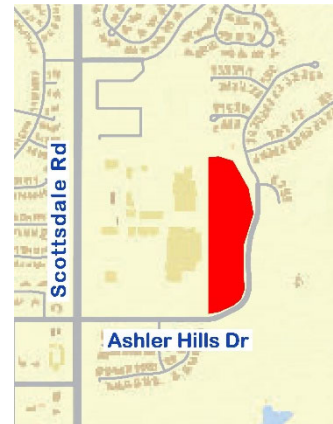
Est. Completion: 06/23

Location: Ashler Hills Drive and 74th Way

Project Type: Construction Related

Description: Build a 17-acre neighborhood park to include a turf area for unscheduled recreation activities, multi-use lighted sports courts, a playground for ages 2 - 5, a restroom building and lighted parking area at Ashler Hills Drive and 74th Way.

Funding by Expenditure Category (In thousands of dollars)	Total Project Cost
Administrative Costs	187.5
Art in Public Places	52.6
Construction	3,905.0
Contingency	968.7
Design/Construction Admin	796.4
Salaries	187.5
Total:	6,097.7



Funding Sources (In thousands of dollars)	Total Project Cost	ITD Expenditures (Thru 06/21)	Adopted 2021/22	Forecast 2022/23	Forecast 2023/24	Forecast 2024/25	Forecast 2025/26	Future	Total Remaining Budget
2019 GO Bond - Q1 20% - Parks Recreation & Senior Services	6,097.7	(175.5)	1,044.1	4,878.1	-	-	-	-	5,922.2
Total:	6,097.7	(175.5)	1,044.1	4,878.1	-	-	-	-	5,922.2

61 - Purchase land, expand Pinnacle Peak Park parking lot, staff office and restrooms, renovate hiking trail and construct an interpretive trail - (PI02)

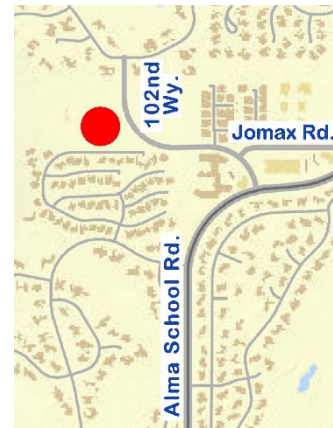
Est. Completion: 06/27

Location: Pinnacle Peak Park

Project Type: Construction Related

Description: Acquire two to three acres of land from the State of Arizona for major expansion of existing parking lot. Expand staff office and restroom to better service increasing volume of visitors. Renovate portions of the hiking trail and construct an interpretive trail. The project was originally going to be funded by Preservation Sales Tax. It was recently determined that the project does not meet the requirement of that funding source. As a result, the project will need a new funding source in order to be completed.

Funding by Expenditure Category (In thousands of dollars)	Total Project Cost
Construction	1,600.0
Contingency	80.0
Design/Construction Admin	320.0
Land/ROW	3,000.0
Total:	5,000.0



Funding Sources (In thousands of dollars)	Total Project Cost	ITD Expenditures (Thru 06/21)	Adopted 2021/22	Forecast 2022/23	Forecast 2023/24	Forecast 2024/25	Forecast 2025/26	Future	Total Remaining Budget
2019 GO Bond - Q1 20% - Parks Recreation & Senior Services	5,000.0	-	3,000.0	-	400.0	-	1,600.0	-	5,000.0
Total:	5,000.0	-	3,000.0	-	400.0	-	1,600.0	-	5,000.0

Aquatics Lifecycle Replacement - (PG04)

Est. Completion: 06/24

Location: Pools citywide

Project Type: Construction Related

Description: Replace pool equipment and amenities to maintain a safe and enjoyable environment for the public at each of the city's four swimming pools. This project replaces equipment such as pumps and filters, amenities like diving towers, slides and play features and structural elements such as pool decking as they reach the end of their lifecycle.

Funding by Expenditure Category (In thousands of dollars)	Total Project Cost
Administrative Costs	27.0
Contingency	645.0
Machinery and Equipment	3,434.2
Total:	4,106.2

Funding Sources (In thousands of dollars)	Total Project Cost	ITD Expenditures (Thru 06/21)	Adopted 2021/22	Forecast 2022/23	Forecast 2023/24	Forecast 2024/25	Forecast 2025/26	Future	Total Remaining Budget
General Fund	4,106.2	(1,102.9)	2,108.0	169.3	726.0	-	-	-	3,003.3
Total:	4,106.2	(1,102.9)	2,108.0	169.3	726.0	-	-	-	3,003.3

MS Railroad Park - Move the MERCI Train Car - (PI03)

Est. Completion: 12/21

Location: McCormick-Stillman Railroad Park

Project Type: Construction Related

Description: Move the MERCI Train Car in order to be able to rebuild the Bunkhouse and construct a splashpad in future years. This move is the first step of a three-step process to re-imagine the railroad park.

Funding by Expenditure Category (In thousands of dollars)	Total Project Cost
Administrative Costs	7.6
Art in Public Places	2.7
City Fees	1.3
Construction	212.1
Contingency	42.4
Design/Construction Admin	38.2
Salaries	7.6
Total:	312.0



Funding Sources (In thousands of dollars)	Total Project Cost	ITD Expenditures (Thru 06/21)	Adopted 2021/22	Forecast 2022/23	Forecast 2023/24	Forecast 2024/25	Forecast 2025/26	Future	Total Remaining Budget
General Fund	312.0	-	312.0	-	-	-	-	-	312.0
Total:	312.0	-	312.0	-	-	-	-	-	312.0

Paiute Park Splash Pad - (PG10)

Est. Completion: 12/21
Location: Paiute Park
Project Type: Construction Related
Description: Design and construct a splash pad at Paiute Park.

Funding by Expenditure Category (In thousands of dollars)	Total Project Cost
Construction	279.0
Total:	279.0

Funding Sources (In thousands of dollars)	Total Project Cost	ITD Expenditures (Thru 06/21)	Adopted 2021/22	Forecast 2022/23	Forecast 2023/24	Forecast 2024/25	Forecast 2025/26	Future	Total Remaining Budget
CDBG	263.0	(247.0)	16.0	-	-	-	-	-	16.0
Salt River Pima Maricopa Indian Community IGA	16.0	(15.8)	0.2	-	-	-	-	-	0.2
Total:	279.0	(262.8)	16.2	-	-	-	-	-	16.2

Park Amenities - (PG05)

Est. Completion: 06/24
Location: Parks citywide
Project Type: Construction Related
Description: Replace and improve equipment and amenities throughout the parks system as recommended by the Community Services Master Plan. The replacement of aging ramadas, installation of shade structures at ball fields, improvements to spray pads, replacement or installation of fencing in various locations, and addition to inventory of sand volleyball courts will maintain and improve the excellent level of service at Scottsdale parks.

Funding by Expenditure Category (In thousands of dollars)	Total Project Cost
Administrative Costs	62.6
City Fees	26.1
Construction	3,057.8
Contingency	193.4
Design/Construction Admin	130.4
Salaries	52.2
Total:	3,522.5

Funding Sources (In thousands of dollars)	Total Project Cost	ITD Expenditures (Thru 06/21)	Adopted 2021/22	Forecast 2022/23	Forecast 2023/24	Forecast 2024/25	Forecast 2025/26	Future	Total Remaining Budget
General Fund	3,522.5	(1,341.8)	832.7	694.0	654.0	-	-	-	2,180.7
Total:	3,522.5	(1,341.8)	832.7	694.0	654.0	-	-	-	2,180.7

Park Restrooms - (PG01)

Est. Completion: 06/24

Location: Eldorado, Pima, Vista del Camino and McCormick-Stillman Railroad Parks

Project Type: Construction Related

Description: Design, demolish and reconstruct restroom/storage buildings in four city parks.

Funding by Expenditure Category (In thousands of dollars)	Total Project Cost
Administrative Costs	144.0
Art in Public Places	50.3
City Fees	24.0
Construction	4,429.8
Contingency	368.8
Design/Construction Admin	859.6
Salaries	144.0
Total:	6,020.5

Funding Sources (In thousands of dollars)	Total Project Cost	ITD Expenditures (Thru 06/21)	Adopted 2021/22	Forecast 2022/23	Forecast 2023/24	Forecast 2024/25	Forecast 2025/26	Future	Total Remaining Budget
General Fund	6,020.5	(78.0)	742.9	2,091.2	3,108.4	-	-	-	5,942.5
Total:	6,020.5	(78.0)	742.9	2,091.2	3,108.4	-	-	-	5,942.5

Playground Rehabilitation - (PG02)

Est. Completion: 06/22

Location: Parks citywide

Project Type: Construction Related

Description: Replace aging and dilapidated playground equipment and install or replace shade structures at some city parks. As playground equipment reaches the end of its service life it becomes less useful and attractive to park users and in some cases must be closed due to safety concerns. Playground rehabilitation ensures park users can enjoy all park amenities. Shade structures also extend the life of playground equipment by protecting it from sun damage.

Funding by Expenditure Category (In thousands of dollars)	Total Project Cost
Administrative Costs	21.1
Contingency	131.1
Machinery and Equipment	1,057.0
Total:	1,209.2

Funding Sources (In thousands of dollars)	Total Project Cost	ITD Expenditures (Thru 06/21)	Adopted 2021/22	Forecast 2022/23	Forecast 2023/24	Forecast 2024/25	Forecast 2025/26	Future	Total Remaining Budget
General Fund	1,209.2	(947.6)	261.6	-	-	-	-	-	261.6
Total:	1,209.2	(947.6)	261.6	-	-	-	-	-	261.6

Scottsdale Stadium Renovations Phase 2 - (PH05)

Est. Completion: 12/22

Location: Scottsdale Stadium

Project Type: Construction Related

Description: Design and construct improvements not covered in Phase I that may include the left field berm and third base line seating, Gate A improvements and enhancements and seating bowl improvements.

Funding by Expenditure Category (In thousands of dollars)	Total Project Cost
Administrative Costs	57.9
Art in Public Places	277.8
City Fees	19.3
Construction	3,529.3
Contingency	350.6
Design/Construction Admin	385.7
Salaries	57.9
Total:	4,678.5

Funding Sources (In thousands of dollars)	Total Project Cost	ITD Expenditures (Thru 06/21)	Adopted 2021/22	Forecast 2022/23	Forecast 2023/24	Forecast 2024/25	Forecast 2025/26	Future	Total Remaining Budget
Stadiums Concessionaire	23.1	-	23.1	-	-	-	-	-	23.1
Tourism Development Funds	4,655.3	(9.8)	4,645.5	-	-	-	-	-	4,645.5
Total:	4,678.5	(9.8)	4,668.6	-	-	-	-	-	4,668.6



CITY OF SCOTTSDALE
1951 – 2021



Early Old Town Scottsdale Aerial View
Courtesy of Scottsdale Public Library

(In thousands of dollars)

Drainage / Flood Control

Drainage/Flood Control focuses on protecting a diverse, family-oriented community where neighborhoods are safe and well maintained by preventing property damage from flooding. This program achieves these goals through flood plain mapping, meeting regulatory requirements, and identifying and correcting hazards to reduce future flood damage potential. This is accomplished through the use of detention basins, culvert and channel projects, and a program of neighborhood drainage improvements. Approximately 2.4 percent (\$19.4 million) of the CIP has been identified to address the drainage and flood control needs of the city.

Project	Adopted 2021/22	Forecast 2022/23	Forecast 2023/24	Forecast 2024/25	Forecast 2025/26	Future	Total	Page
<u>Drainage / Flood Control</u>								
Drainage / Flood Control								
Crossroads East Flood Control Phase I (FB53)①	6,514.8	-	-	-	-	-	6,514.8	106
Granite Reef Watershed Phase 1 (FB50)	4,279.5	-	30,975.8	-	-	-	35,255.3	107
Granite Reef Watershed Phase 2A - Scottsdale's and FCDMC's Contribution (FI01)	923.7	12,885.3	-	-	-	-	13,808.9	108
Indian Bend Wash Levee Rehabilitation (FH01)	95.7	-	-	-	-	-	95.7	108
Princess Drive Drainage Project (FC01)	1,141.0	-	-	-	-	-	1,141.0	109
Rawhide Wash Flood Control COS Contribution (FE01)	1,606.9	-	-	-	-	-	1,606.9	109
Reata Wash Flood Control (FB55)	2,876.3	-	-	2,500.0	30,000.0	-	35,376.3	110
Roosevelt Street Storm Drain (TEMP2157)	-	-	-	212.3	724.8	-	937.0	110
Stormwater Fee Contingency (ZG01)	1,000.0	1,000.0	1,000.0	1,000.0	1,000.0	-	5,000.0	111
WestWorld Drainage Study (DH11)	15.5	-	-	-	-	-	15.5	111

① Project was partially or wholly funded with reallocated bond proceeds from MPC Series 2013 per Resolution 10335 and MPC2016-01.

② Recurring Capital Maintenance Projects.

Crossroads East Flood Control Phase I - (FB53)

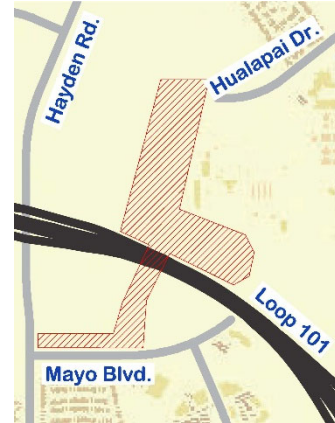
Est. Completion: 12/21

Location: Along the powerline corridor, and the Arizona State Route 101 Detention Basin Outfall

Project Type: Construction Related

Description:

Construct a trapezoidal open drainage channel along the powerline corridor, a stormwater detention basin on a 52-acre site north of the Arizona State Route 101, west of Pima Road and south of the Water Campus, known as the Loop 101 Detention Basin, and an outfall from the Loop 101 Detention Basin to Mayo Boulevard to protect Crossroads East and downstream development from the 100-year flood.

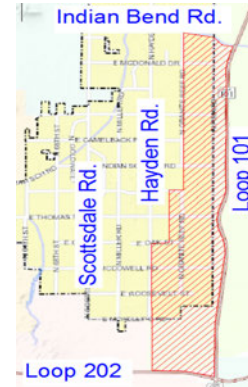


Funding Sources (In thousands of dollars)	Total Project Cost	ITD Expenditures (Thru 06/21)	Adopted 2021/22	Forecast 2022/23	Forecast 2023/24	Forecast 2024/25	Forecast 2025/26	Future	Total Remaining Budget
General Fund	1,423.2	(1,423.2)	-	-	-	-	-	-	-
AZ State Land Department Reimbursement	937.4	(92.3)	845.1	-	-	-	-	-	845.1
Contributions	593.1	(593.1)	-	-	-	-	-	-	-
MPC Bonds - Stormwater	14,062.6	(8,392.9)	5,669.7	-	-	-	-	-	5,669.7
Total:	17,016.3	(10,501.5)	6,514.8	-	-	-	-	-	6,514.8

Granite Reef Watershed Phase 1 - (FB50)

Est. Completion: 06/25
Location: Chaparral Road to the Salt River, Granite Reef Road to Pima Road
Project Type: Construction Related

Description: Perform value engineering, final design, and construction of the project in participation with Salt River Pima-Maricopa Indian Community and the Maricopa County Flood Control District. Design concept is being evaluated to efficiently convey stormwater from south of Indian School Road to the Salt River.



Funding Sources (In thousands of dollars)	Total Project Cost	ITD Expenditures (Thru 06/21)	Adopted 2021/22	Forecast 2022/23	Forecast 2023/24	Forecast 2024/25	Forecast 2025/26	Future	Total Remaining Budget
General Fund	179.3	(179.3)	-	-	-	-	-	-	-
Bond 2000	3,128.9	(3,128.9)	-	-	-	-	-	-	-
CIP Stormwater Utility Bill Fee	5,787.7	(2,281.7)	3,506.1	-	-	-	-	-	3,506.1
Flood Control District IGA	24,221.1	(4,545.3)	757.7	-	18,918.1	-	-	-	19,675.8
Salt River Pima Maricopa Indian Community IGA	14,532.7	(2,459.3)	15.7	-	12,057.7	-	-	-	12,073.4
Total:	47,849.8	(12,594.4)	4,279.5	-	30,975.8	-	-	-	35,255.3

Granite Reef Watershed Phase 2A - Scottsdale's and FCDMC's Contribution - (FI01)

Est. Completion: 12/23

Location: Pima Road north of Thomas Road to McKellips Road, west 1/2 mile on McKellips Road, south one mile to the Salt River

Project Type: Construction Related

Description: Construct a storm drain along Pima Road from just north of Thomas Road to McKellips Road, then west 1/2 mile on McKellips Road, then south one mile to the Salt River.

Funding by Expenditure Category (In thousands of dollars)	Total Project Cost
Construction	12,885.3
Design/Construction Admin	923.7
Total:	13,808.9

Funding Sources (In thousands of dollars)	Total Project Cost	ITD Expenditures (Thru 06/21)	Adopted 2021/22	Forecast 2022/23	Forecast 2023/24	Forecast 2024/25	Forecast 2025/26	Future	Total Remaining Budget
CIP Stormwater Utility Bill Fee	4,557.7	-	263.9	4,293.8	-	-	-	-	4,557.7
Flood Control District IGA	9,251.2	-	659.8	8,591.5	-	-	-	-	9,251.2
Total:	13,808.9	-	923.7	12,885.3	-	-	-	-	13,808.9

Indian Bend Wash Levee Rehabilitation - (FH01)

Est. Completion: 12/22

Location: Indian Bend Wash, from north of McDonald Drive to McKellips Road

Project Type: Construction Related

Description: Rehabilitate five levees along Indian Bend Wash between McDonald Drive and McKellips Road including repair of cracked concrete, air joint seal in concrete floodwall and eroded areas, treatment of rodent holes and the trim and removal of vegetation.

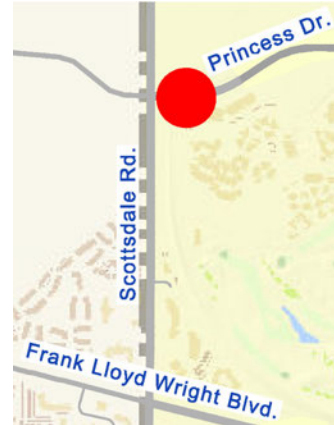
Funding by Expenditure Category (In thousands of dollars)	Total Project Cost
Construction	100.0
Total:	100.0

Funding Sources (In thousands of dollars)	Total Project Cost	ITD Expenditures (Thru 06/21)	Adopted 2021/22	Forecast 2022/23	Forecast 2023/24	Forecast 2024/25	Forecast 2025/26	Future	Total Remaining Budget
CIP Stormwater Utility Bill Fee	100.0	(4.3)	95.7	-	-	-	-	-	95.7
Total:	100.0	(4.3)	95.7	-	-	-	-	-	95.7

Princess Drive Drainage Project - (FC01)

Est. Completion: 06/22
Location: Princess Drive east of Scottsdale Road
Project Type: Construction Related

Description: Analyze the drainage that is conveyed through the existing box culvert under Princess Drive east of Scottsdale Road. Design and construct modifications to enhance the flow under Princess Drive to reduce sedimentation within the structure.



Funding Sources (In thousands of dollars)	Total Project Cost	ITD Expenditures (Thru 06/21)	Adopted 2021/22	Forecast 2022/23	Forecast 2023/24	Forecast 2024/25	Forecast 2025/26	Future	Total Remaining Budget
Contributions	1,425.0	(284.0)	1,141.0	-	-	-	-	-	1,141.0
Total:	1,425.0	(284.0)	1,141.0	-	-	-	-	-	1,141.0

Rawhide Wash Flood Control COS Contribution - (FE01)

Est. Completion: 06/22
Location: Rawhide Wash one-half mile north of Happy Valley Road to Pinnacle Peak Road, east of Scottsdale Road
Project Type: Construction Related
Description: Complete the City of Scottsdale's contribution to the larger Rawhide Wash project that will be completed in partnership with the City of Phoenix, the Arizona State Land Department, and the Maricopa County Flood Control District.

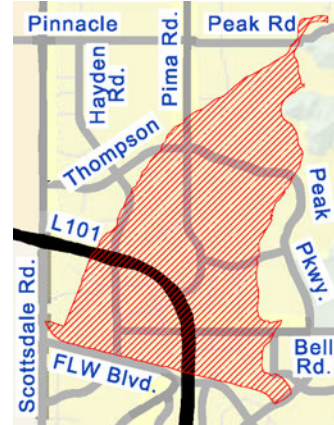
Funding by Expenditure Category (In thousands of dollars)	Total Project Cost
Design/Construction Admin	2,000.0
Total:	2,000.0

Funding Sources (In thousands of dollars)	Total Project Cost	ITD Expenditures (Thru 06/21)	Adopted 2021/22	Forecast 2022/23	Forecast 2023/24	Forecast 2024/25	Forecast 2025/26	Future	Total Remaining Budget
General Fund	69.4	(67.6)	1.8	-	-	-	-	-	1.8
CIP Stormwater Utility Bill Fee	760.6	(88.1)	672.4	-	-	-	-	-	672.4
Contributions	520.0	(105.5)	414.5	-	-	-	-	-	414.5
Flood Control District IGA	650.0	(131.8)	518.2	-	-	-	-	-	518.2
Total:	2,000.0	(393.1)	1,606.9	-	-	-	-	-	1,606.9

Reata Wash Flood Control - (FB55)

Est. Completion: 12/27
Location: Reata Wash from Pinnacle Peak Road to WestWorld
Project Type: Construction Related

Description: Design channel, levee, culvert, and erosion control improvements to reduce the size of the Reata Wash floodplain protecting existing homes, businesses and infrastructure.



Funding Sources (In thousands of dollars)	Total Project Cost	ITD Expenditures (Thru 06/21)	Adopted 2021/22	Forecast 2022/23	Forecast 2023/24	Forecast 2024/25	Forecast 2025/26	Future	Total Remaining Budget
General Fund	1,629.5	(1,629.5)	-	-	-	-	-	-	-
CIP Stormwater Utility Bill Fee	3,126.5	(250.2)	2,876.3	-	-	-	-	-	2,876.3
Flood Control District IGA	17,500.0	-	-	-	-	2,500.0	15,000.0	-	17,500.0
MPC Bonds - Stormwater	15,000.0	-	-	-	-	-	15,000.0	-	15,000.0
Total:	37,256.0	(1,879.7)	2,876.3	-	-	2,500.0	30,000.0	-	35,376.3

Roosevelt Street Storm Drain - (TEMP2157)

Est. Completion: 06/26
Location: Continental Drive, Roosevelt Street, 68th Street, 70th Street, and 74th Street
Project Type: Construction Related

Description: Construct a storm drain along Continental Drive and Roosevelt Street from just east of the Crosscut Canal to Miller Road. Also construct storm drains along 68th Street from just north of Culver Street to Continental Drive, along 70th Street from Belleview Street to Continental Drive, and along 74th Street from Diamond Street to Roosevelt Street.

Funding by Expenditure Category (In thousands of dollars)	Total Project Cost
Construction	724.8
Design/Construction Admin	212.3
Total:	937.0

Funding Sources (In thousands of dollars)	Total Project Cost	ITD Expenditures (Thru 06/21)	Adopted 2021/22	Forecast 2022/23	Forecast 2023/24	Forecast 2024/25	Forecast 2025/26	Future	Total Remaining Budget
CIP Stormwater Utility Bill Fee	937.0	-	-	-	-	212.3	724.8	-	937.0
Total:	937.0	-	-	-	-	212.3	724.8	-	937.0

Stormwater Fee Contingency - (ZG01)

Est. Completion: N/A
Location: Citywide
Project Type: Construction Related
Description: Provide a budgetary appropriation set aside for citywide emergencies or unforeseen expenditures not otherwise budgeted.

Funding by Expenditure Category (In thousands of dollars)	Total Project Cost
Contingency	5,000.0
Total:	5,000.0

Funding Sources (In thousands of dollars)	Total Project Cost	ITD Expenditures (Thru 06/21)	Adopted 2021/22	Forecast 2022/23	Forecast 2023/24	Forecast 2024/25	Forecast 2025/26	Future	Total Remaining Budget
CIP Stormwater Utility Bill Fee	5,000.0	-	1,000.0	1,000.0	1,000.0	1,000.0	1,000.0	-	5,000.0
Total:	5,000.0	-	1,000.0	1,000.0	1,000.0	1,000.0	1,000.0	-	5,000.0

WestWorld Drainage Study - (DH11)

Est. Completion: 06/22
Location: WestWorld
Project Type: Construction Related
Description: This study will complete a drainage investigation and recommendations of the handling of stormwater flows that enter WestWorld along Bell Road from 94th Street to the Reata Wash. The results of this study will lead to future capital improvement projects for the handling of these flows.

Funding by Expenditure Category (In thousands of dollars)	Total Project Cost
Design/Construction Admin	40.0
Total:	40.0

Funding Sources (In thousands of dollars)	Total Project Cost	ITD Expenditures (Thru 06/21)	Adopted 2021/22	Forecast 2022/23	Forecast 2023/24	Forecast 2024/25	Forecast 2025/26	Future	Total Remaining Budget
Stormwater In-Lieu Fees	40.0	(24.5)	15.5	-	-	-	-	-	15.5
Total:	40.0	(24.5)	15.5	-	-	-	-	-	15.5



CITY OF SCOTTSDALE
1951 – 2021



(In thousands of dollars)

Preservation

Preservation focuses on preserving the character and environment of Scottsdale. This goal is met by land acquisition activities for the McDowell Sonoran Preserve for the purpose of maintaining scenic views, preserving native plants and wildlife, and providing public access to the McDowell Mountains and Sonoran Desert. The 1998 election expanded the recommended study boundary from the original 12,876 acres to about 30,500 acres. The 2004 election provided an additional revenue stream (0.15 percent sales tax rate increase) as well as the bonding capacity (\$500.0 million) that continues to provide authority to carry on preservation efforts. Approximately 5.2 percent (\$42.5 million) of the CIP has been identified to address this program.

Project	Adopted 2021/22	Forecast 2022/23	Forecast 2023/24	Forecast 2024/25	Forecast 2025/26	Future	Total	Page
Preservation								
Preservation/Preservation Improvements								
Central Area Trail Construction (DB52)	243.6	-	-	-	-	-	243.6	114
Expanded McDowell Sonoran Preserve (PB66)	32,709.2	-	-	-	-	-	32,709.2	114
Fraesfield and Granite Mountain Trailheads (PD04)	371.8	-	-	-	-	-	371.8	115
North and Central Area Access Control & Stabilization (PB54)	580.7	-	-	-	-	-	580.7	115
North Area Trail Construction (PB50)	628.5	-	-	-	-	-	628.5	116
Pima/Dynamite Trailhead (PB65)	1,883.1	-	-	-	-	-	1,883.1	116
Restoration, Habitat, Invasive Plant, Wildland Fire Prevention & Safety Improvements (PB52)	1,947.2	300.0	-	-	-	-	2,247.2	116
South Area Access Control (PB61)	842.4	150.0	-	-	-	-	992.4	117
South Area Trail Construction (PB51)	554.0	-	-	-	-	-	554.0	117

① Project was partially or wholly funded with reallocated bond proceeds from MPC Series 2013 per Resolution 10335 and MPC2016-01.
 ② Recurring Capital Maintenance Projects.

Central Area Trail Construction - (DB52)

Est. Completion: 06/22

Location: McDowell Sonoran Preserve, various planned trail locations in the central area

Project Type: Construction Related

Description: Construct various multi-use trails in the central Preserve (approximately ten miles of trails). These multi-use trails are identified in the Master Trails Plan for the Preserve recommended by the McDowell Sonoran Preserve Commission and approved by the City Council.

Funding Sources (In thousands of dollars)	Total Project Cost	ITD Expenditures (Thru 06/21)	Adopted 2021/22	Forecast 2022/23	Forecast 2023/24	Forecast 2024/25	Forecast 2025/26	Future	Total Remaining Budget
Preserve Sales Tax 2004 (0.15)	406.4	(406.4)	-	-	-	-	-	-	-
Preserve Tax 04 - Land & Improvements	466.1	(222.5)	243.6	-	-	-	-	-	243.6
Total:	872.5	(628.9)	243.6	-	-	-	-	-	243.6

Expanded McDowell Sonoran Preserve - (PB66)

Est. Completion: N/A

Location: McDowell Sonoran Preserve

Project Type: Construction Related

Description: Purchase Preserve land within the estimated 30,500-acre planned Preserve boundary, as approved by the voters in May 1995 and November 1998.

Funding Sources (In thousands of dollars)	Total Project Cost	ITD Expenditures (Thru 06/21)	Adopted 2021/22	Forecast 2022/23	Forecast 2023/24	Forecast 2024/25	Forecast 2025/26	Future	Total Remaining Budget
G.O. Preserve Bonds	20,098.7	(20,098.7)	-	-	-	-	-	-	-
Preserve Tax 04 - Land & Improvements	32,877.3	(168.0)	32,709.2	-	-	-	-	-	32,709.2
Preserve Tax 95 Land Acquisition Only	15,291.0	(15,291.0)	-	-	-	-	-	-	-
Total:	68,267.0	(35,557.8)	32,709.2	-	-	-	-	-	32,709.2

Fraesfield and Granite Mountain Trailheads - (PD04)

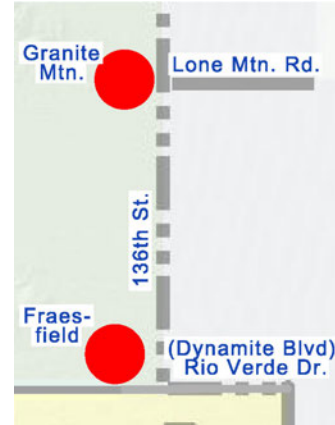
Est. Completion: 06/22

Location: McDowell Sonoran Preserve, Dynamite Boulevard and 134th Street and Lone Mountain Road and 136th Street

Project Type: Construction Related

Description:

Construct amenities including trail connections, signage, driveway, parking, shade ramadas, restrooms, interpretative materials, mountain climbing staging, equestrian amenities, staff/volunteer support facilities, storage and other infrastructure improvements to serve passive recreational users at the north community access areas in the McDowell Sonoran Preserve. These access areas will serve as staging areas for exploration of the Preserve through connection to the existing and planned citywide trail system both in and outside of the Preserve.



Funding Sources (In thousands of dollars)	Total Project Cost	ITD Expenditures (Thru 06/21)	Adopted 2021/22	Forecast 2022/23	Forecast 2023/24	Forecast 2024/25	Forecast 2025/26	Future	Total Remaining Budget
Preserve Tax 04 - Land & Improvements	7,000.0	(6,628.2)	371.8	-	-	-	-	-	371.8
Total:	7,000.0	(6,628.2)	371.8	-	-	-	-	-	371.8

North and Central Area Access Control & Stabilization - (PB54)

Est. Completion: 06/22

Location: McDowell Sonoran Preserve near Pima Road, 136th Street, Dynamite Boulevard and Stagecoach Road

Project Type: Construction Related

Description: Stabilize, plan and improve several existing informal trail access points in the northern region of the McDowell Sonoran Preserve. The project will include stabilization of entry roads and the installation of gates, fencing and signage as required around the perimeter of the central and northern region of the Preserve.

Funding Sources (In thousands of dollars)	Total Project Cost	ITD Expenditures (Thru 06/21)	Adopted 2021/22	Forecast 2022/23	Forecast 2023/24	Forecast 2024/25	Forecast 2025/26	Future	Total Remaining Budget
Preserve Sales Tax 2004 (0.15)	1,141.3	(1,141.3)	-	-	-	-	-	-	-
Preserve Tax 04 - Land & Improvements	2,758.7	(2,177.9)	580.7	-	-	-	-	-	580.7
Total:	3,900.0	(3,319.3)	580.7	-	-	-	-	-	580.7

North Area Trail Construction - (PB50)

Est. Completion: 06/22

Location: McDowell Sonoran Preserve, generally north of Dynamite Boulevard east of Pima Road

Project Type: Construction Related

Description: Eradicate approximately two-thirds of the existing trails and restore the land. Improve the remaining one-third of existing trails, which are included in the Conceptual Trails Plan for the Preserve recommended by the McDowell Sonoran Preserve Commission and approved by City Council.

Funding Sources (In thousands of dollars)	Total Project Cost	ITD Expenditures (Thru 06/21)	Adopted 2021/22	Forecast 2022/23	Forecast 2023/24	Forecast 2024/25	Forecast 2025/26	Future	Total Remaining Budget
Preserve Sales Tax 2004 (0.15)	964.3	(964.3)	-	-	-	-	-	-	-
Preserve Tax 04 - Land & Improvements	2,235.7	(1,607.2)	628.5	-	-	-	-	-	628.5
Total:	3,200.0	(2,571.5)	628.5	-	-	-	-	-	628.5

Pima/Dynamite Trailhead - (PB65)

Est. Completion: 06/22

Location: McDowell Sonoran Preserve, Northeast of Pima Road and Dynamite Boulevard

Project Type: Construction Related

Description: Construct amenities including trail connections, signage, driveway, parking, shade ramadas, restrooms, a small amphitheater, interpretative materials, equestrian amenities, staff/volunteer support facilities, storage and other infrastructure improvements to serve passive recreational users. This access area will serve as a staging area for exploration of the Preserve through connection to the existing and planned citywide trail system both in and outside of the Preserve.

Funding Sources (In thousands of dollars)	Total Project Cost	ITD Expenditures (Thru 06/21)	Adopted 2021/22	Forecast 2022/23	Forecast 2023/24	Forecast 2024/25	Forecast 2025/26	Future	Total Remaining Budget
Contributions	50.0	(50.0)	-	-	-	-	-	-	-
Preserve Tax 04 - Land & Improvements	8,270.9	(6,387.7)	1,883.1	-	-	-	-	-	1,883.1
Total:	8,320.9	(6,437.7)	1,883.1	-	-	-	-	-	1,883.1

Restoration, Habitat, Invasive Plant, Wildland Fire Prevention & Safety Improvements - (PB52)

Est. Completion: 06/23

Location: McDowell Sonoran Preserve

Project Type: Construction Related

Description: Eradicate unwanted trails and roads and restore these areas. Remove invasive plants and establish wildland fire prevention buffer along road and driveway edges of the Preserve.

Funding Sources (In thousands of dollars)	Total Project Cost	ITD Expenditures (Thru 06/21)	Adopted 2021/22	Forecast 2022/23	Forecast 2023/24	Forecast 2024/25	Forecast 2025/26	Future	Total Remaining Budget
Contributions	5.7	(5.7)	-	-	-	-	-	-	-
Preserve Sales Tax 2004 (0.15)	20.1	(20.1)	-	-	-	-	-	-	-
Preserve Tax 04 - Land & Improvements	2,681.2	(434.0)	1,947.2	300.0	-	-	-	-	2,247.2
Total:	2,707.0	(459.8)	1,947.2	300.0	-	-	-	-	2,247.2

South Area Access Control - (PB61)

Est. Completion: 06/23

Location: McDowell Sonoran Preserve generally South of the Deer Valley Road alignment

Project Type: Construction Related

Description: Improve and expand several existing trail heads in the southern region of the McDowell Sonoran Preserve. The project will include additional parking, entry roads, and the installation of fencing and signage as required around the perimeter of the southern region of the Preserve.

Funding Sources (In thousands of dollars)	Total Project Cost	ITD Expenditures (Thru 06/21)	Adopted 2021/22	Forecast 2022/23	Forecast 2023/24	Forecast 2024/25	Forecast 2025/26	Future	Total Remaining Budget
Preserve Sales Tax 2004 (0.15)	603.2	(603.2)	-	-	-	-	-	-	-
Preserve Tax 04 - Land & Improvements	2,146.8	(1,154.4)	842.4	150.0	-	-	-	-	992.4
Total:	2,750.0	(1,757.6)	842.4	150.0	-	-	-	-	992.4

South Area Trail Construction - (PB51)

Est. Completion: 06/22

Location: McDowell Sonoran Preserve, north-south corridor in the interior of the McDowell Mountains

Project Type: Construction Related

Description: Construct a remote, interior, secondary, multi-use trail connecting existing trails in the south part of the Preserve to existing trails in the central area of the Preserve along a north-south corridor. This multi-use trail is identified in the Master Trails Plan for the Preserve recommended by the McDowell Sonoran Preserve Commission and approved by City Council.

Funding Sources (In thousands of dollars)	Total Project Cost	ITD Expenditures (Thru 06/21)	Adopted 2021/22	Forecast 2022/23	Forecast 2023/24	Forecast 2024/25	Forecast 2025/26	Future	Total Remaining Budget
Preserve Sales Tax 2004 (0.15)	410.4	(410.4)	-	-	-	-	-	-	-
Preserve Tax 04 - Land & Improvements	579.6	(25.6)	554.0	-	-	-	-	-	554.0
Total:	990.0	(436.0)	554.0	-	-	-	-	-	554.0



CITY OF SCOTTSDALE
1951 – 2021



Scottsdale Civic Center Under Construction Aerial View
Courtesy of the Scottsdale Historical Society and Scottsdale Public Library

(In thousands of dollars)

Public Safety

Public Safety programs focus on enhancing and protecting a diverse, family-oriented community where neighborhoods are safe. This goal is met by providing fire and police stations, training facilities and automation systems related to fire and police operations. Approximately 3.5 percent (\$28.9 million) of the CIP has been identified to address the public safety needs of the city.

Project	Adopted 2021/22	Forecast 2022/23	Forecast 2023/24	Forecast 2024/25	Forecast 2025/26	Future	Total	Page
Public Safety								
Fire Protection								
28 - Build a New Fire Station near Hayden Road and the Loop 101 to Improve Response Times (BI02)	2,094.0	8,376.0	-	-	-	-	10,470.0	121
34 - Build New Fire Station at 90th Street and Via Linda to Replace Aging Facility (TEMP2025-F)	-	-	-	-	-	5,914.0	5,914.0	122
38 - Build a new Fire Department Training Facility (BH01)	3,548.4	14,606.8	-	-	-	-	18,155.2	123
EOC Upgrades (DH16)	143.6	-	-	-	-	-	143.6	123
Fire Station 603 Relocation (BC04)	492.2	-	-	-	-	-	492.2	124
Fire Station 612 Land Acquisition (BI08)	2,970.0	-	-	-	-	-	2,970.0	125
Fire Station 616 Design and Construction (BC03)	486.7	-	-	-	-	-	486.7	126
Microwave and Radio System Upgrade to Improve Coverage (JH08)	206.5	-	-	-	-	-	206.5	126
Public Safety - Fire Radio Replacement (YI31)②	485.4	568.8	624.8	500.0	-	-	2,179.1	127
Radio Channel Upgrade to Improve Capacity (JH09)	221.7	-	-	-	-	-	221.7	127
Renovate Fire Station 606 (BI01)	2,750.0	-	-	-	-	-	2,750.0	128
Police								
26 - Replace Deteriorating Vehicle Training Track at the Police and Fire Training Facility (BH03)	354.2	1,535.5	-	-	-	-	1,889.7	129
27 - Modernize and Expand the Police and Fire Training Facility (BH02)	751.5	3,381.8	-	-	-	-	4,133.3	130
29 - Replace Workstations at 911 Communications Dispatch Center to Accommodate New Technology (JH10)	638.5	-	-	-	-	-	638.5	131
33 - Renovate the Via Linda Police Station to Increase Efficiency (BI03)	3,000.0	-	-	-	-	13,600.0	16,600.0	132
35 - Install Bullet Proof Glass in Reception Areas of Police Department Facilities (BH04)	917.7	-	-	-	-	-	917.7	133

① Project was partially or wholly funded with reallocated bond proceeds from MPC Series 2013 per Resolution 10335 and MPC2016-01.

② Recurring Capital Maintenance Projects.

(In thousands of dollars)

Project	Adopted 2021/22	Forecast 2022/23	Forecast 2023/24	Forecast 2024/25	Forecast 2025/26	Future	Total	Page
39 - Renovate the Foothills Police Station to Accommodate Current Staffing Levels (TEMP2129-F)	-	-	-	-	-	1,024.0	1,024.0	134
40 - Renovate and Expand the Civic Center Jail and Downtown Police Facility to Meet Demand (BI04)	2,620.5	10,482.0	-	-	-	-	13,102.5	135
7 - Replace Outdated 9-1-1 Computer Aided Dispatch and Records Management to Improve Efficiency (JG04)	633.0	-	-	-	-	-	633.0	136
Ballistic Glass at Police Department Facilities (BE02)	143.6	-	-	-	-	-	143.6	136
Closed Circuit Television (CCTV) (Security Camera System) and Access Control Replacement (JD05)	605.6	-	-	-	-	-	605.6	137
Crime Laboratory Equipment Replacement (YI03)②	395.0	409.0	701.0	401.0	20.0	-	1,926.0	137
DNA Evidence Storage Facility (BH05)	1,058.3	-	-	-	-	-	1,058.3	138
Fire Alarm Monitoring Upgrade (JI05)	69.0	-	-	-	-	-	69.0	138
Jail Dormitory Phase II (TEMP2428-F)	-	346.7	-	-	-	-	346.7	139
Police Portable and Vehicle Radio Replacement (YI06)②	1,436.5	567.5	662.9	603.5	-	-	3,270.4	139
Security Cameras and Access Control Systems (JI06)	250.0	266.5	250.0	308.2	216.0	-	1,290.7	140
Uninterruptible Power Supply (JI07)	166.7	-	-	-	-	-	166.7	140

① Project was partially or wholly funded with reallocated bond proceeds from MPC Series 2013 per Resolution 10335 and MPC2016-01.

② Recurring Capital Maintenance Projects.

28 - Build a New Fire Station near Hayden Road and the Loop 101 to Improve Response Times - (BI02)

Est. Completion: 06/24

Location: Loop 101 and Hayden Road

Project Type: Construction Related

Description: Design and construct a new 12,000 square foot fire station northwest of the Airpark near the 101 and Hayden Road to improve response times. The response times from this station are significantly impacted by its location and explosive growth for residential and commercial properties in the area. As a result, both stations 609 and 611 have a response time that exceeds the goal of 4 minutes. By moving the station closer to the geographic center of the area it serves and improving access, the response times for emergency services will improve significantly.

Funding by Expenditure Category (In thousands of dollars)	Total Project Cost
Administrative Costs	284.6
Art in Public Places	91.9
City Fees	142.3
Construction	6,213.6
Contingency	1,185.8
Design/Construction Admin	1,067.2
Machinery and Equipment	1,200.0
Salaries	284.6
Total:	10,470.0



Funding Sources (In thousands of dollars)	Total Project Cost	ITD Expenditures (Thru 06/21)	Adopted 2021/22	Forecast 2022/23	Forecast 2023/24	Forecast 2024/25	Forecast 2025/26	Future	Total Remaining Budget
2019 GO Bond - Q3 20% - Public Safety & Technology	10,470.0	-	2,094.0	8,376.0	-	-	-	-	10,470.0
Total:	10,470.0	-	2,094.0	8,376.0	-	-	-	-	10,470.0

34 - Build New Fire Station at 90th Street and Via Linda to Replace Aging Facility - (TEMP2025-F)

Est. Completion: 03/29

Location: Fire Station 604

Project Type: Construction Related

Description: Build a new fire station at 90th Street and Via Linda to replace aging facility. The current station was built in 1988 and has been modified several times, but does not meet baseline requirements of the Scottsdale Fire Department. The new station will include crew quarters and facilities, office space, Occupational Safety and Health Administration (OSHA) certified decontamination area, safety gear storage, a double apparatus bay and public parking space with entrance.

Funding by Expenditure Category (In thousands of dollars)	Total Project Cost
Administrative Costs	179.5
Art in Public Places	50.4
Construction	3,738.6
Contingency	1,003.5
Design/Construction Admin	762.7
Salaries	179.5
Total:	5,914.0

Funding Sources (In thousands of dollars)	Total Project Cost	ITD Expenditures (Thru 06/21)	Adopted 2021/22	Forecast 2022/23	Forecast 2023/24	Forecast 2024/25	Forecast 2025/26	Future	Total Remaining Budget
2019 GO Bond - Q3 20% - Public Safety & Technology	5,914.0	-	-	-	-	-	-	5,914.0	5,914.0
Total:	5,914.0	-	-	-	-	-	-	5,914.0	5,914.0

38 - Build a new Fire Department Training Facility - (BH01)

Est. Completion: 12/24

Location: Hayden Road and the 101 Freeway

Project Type: Construction Related

Description: The Scottsdale Fire Department requires a modern training facility to meet staff requirements and ensure department personnel are best prepared to handle the full range of medical and emergency response needs in the community. The current training complex, located on the grounds of the Tom Hontz Fire-Police Training Facility, is a hodgepodge of various buildings and resources including a prefabricated training tower and building, converted mobile storage units and a portable classroom building that is at the end of its useful life. This project would remove these outdated elements, design and build a new training complex on the current site to provide Scottsdale's fire and emergency medical responders with a learning and training environment worthy of our staff and the community.

Funding by Expenditure Category (In thousands of dollars)	Total Project Cost
Administrative Costs	552.0
Art in Public Places	306.5
Construction	12,104.7
Contingency	2,397.3
Design/Construction Admin	2,346.0
Salaries	552.0
Total:	18,258.5

Funding Sources (In thousands of dollars)	Total Project Cost	ITD Expenditures (Thru 06/21)	Adopted 2021/22	Forecast 2022/23	Forecast 2023/24	Forecast 2024/25	Forecast 2025/26	Future	Total Remaining Budget
2019 GO Bond - Q3 20% - Public Safety & Technology	18,258.5	(103.3)	3,548.4	14,606.8	-	-	-	-	18,155.2
Total:	18,258.5	(103.3)	3,548.4	14,606.8	-	-	-	-	18,155.2

EOC Upgrades - (DH16)

Est. Completion: 06/22

Location: Citywide

Project Type: Construction Related

Description: Upgrades the Emergency Operations Center (EOC).

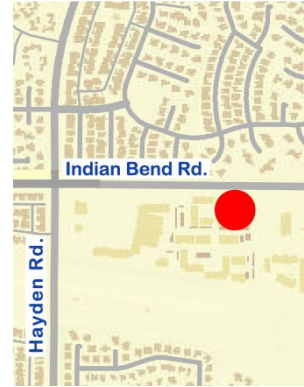
Funding by Expenditure Category (In thousands of dollars)	Total Project Cost
Machinery and Equipment	315.0
Total:	315.0

Funding Sources (In thousands of dollars)	Total Project Cost	ITD Expenditures (Thru 06/21)	Adopted 2021/22	Forecast 2022/23	Forecast 2023/24	Forecast 2024/25	Forecast 2025/26	Future	Total Remaining Budget
AZ Cares Funding	315.0	(171.4)	143.6	-	-	-	-	-	143.6
Total:	315.0	(171.4)	143.6	-	-	-	-	-	143.6

Fire Station 603 Relocation - (BC04)

Est. Completion: 12/21
Location: McCormick Ranch area
Project Type: Construction Related

Description: Purchase land, design and construct a new fire station in the McCormick Ranch area to replace the existing Fire Station 603 and improve response times to that portion of the city. The new station will include crew quarters and facilities, office space, Occupational Safety and Health Administration (OSHA) certified decontamination area, safety gear storage and an apparatus bay.



Funding Sources (In thousands of dollars)	Total Project Cost	ITD Expenditures (Thru 06/21)	Adopted 2021/22	Forecast 2022/23	Forecast 2023/24	Forecast 2024/25	Forecast 2025/26	Future	Total Remaining Budget
General Fund	480.6	(141.5)	339.1	-	-	-	-	-	339.1
2015 GO Bond - Q5 - Public Safety Fire	7,561.5	(7,454.9)	106.6	-	-	-	-	-	106.6
2015 GO Bond Interest	324.0	(277.6)	46.4	-	-	-	-	-	46.4
In-Lieu Fees Transportation	26.4	(26.4)	-	-	-	-	-	-	-
Total:	8,392.6	(7,900.4)	492.2	-	-	-	-	-	492.2

Fire Station 612 Land Acquisition - (BI08)

Est. Completion: 06/22

Location: Northwest of the Airpark near the Loop 101 and Hayden Road

Project Type: Construction Related

Description: Purchase land in preparation for the future construction of a new 12,000 square foot fire station northwest of the Airpark near the Arizona State Route 101 and Hayden Road.

Funding by Expenditure Category (In thousands of dollars)	Total Project Cost
Administrative Costs	30.0
Land/ROW	2,910.0
Salaries	30.0
Total:	2,970.0



Funding Sources (In thousands of dollars)	Total Project Cost	ITD Expenditures (Thru 06/21)	Adopted 2021/22	Forecast 2022/23	Forecast 2023/24	Forecast 2024/25	Forecast 2025/26	Future	Total Remaining Budget
General Fund	2,970.0	-	2,970.0	-	-	-	-	-	2,970.0
Total:	2,970.0	-	2,970.0	-	-	-	-	-	2,970.0

Fire Station 616 Design and Construction - (BC03)

Est. Completion: 06/22
Location: 110th Street and Cave Creek Road
Project Type: Construction Related

Description: Construct a new fire station to replace a temporary facility at 110th Street and Cave Creek Road. The new station will include crew quarters and facilities, office space, Occupational Safety and Health Administration (OSHA) certified decontamination area, safety gear storage and an apparatus bay.



Funding Sources (In thousands of dollars)	Total Project Cost	ITD Expenditures (Thru 06/21)	Adopted 2021/22	Forecast 2022/23	Forecast 2023/24	Forecast 2024/25	Forecast 2025/26	Future	Total Remaining Budget
General Fund	1,790.8	(1,340.9)	449.9	-	-	-	-	-	449.9
2015 GO Bond - Q5 - Public Safety Fire	3,719.3	(3,682.5)	36.8	-	-	-	-	-	36.8
Total:	5,510.1	(5,023.5)	486.7	-	-	-	-	-	486.7

Microwave and Radio System Upgrade to Improve Coverage - (JH08)

Est. Completion: 06/22
Location: Citywide
Project Type: Technology Related
Description: Add Microwave Very High Frequency (VHF) Radio System Equipment at the new Fire Station 616 to improve emergency services radio coverage in the north area of the city.

Funding by Expenditure Category (In thousands of dollars)	Total Project Cost
Contingency	42.0
Information Technology	210.0
Total:	252.0

Funding Sources (In thousands of dollars)	Total Project Cost	ITD Expenditures (Thru 06/21)	Adopted 2021/22	Forecast 2022/23	Forecast 2023/24	Forecast 2024/25	Forecast 2025/26	Future	Total Remaining Budget
General Fund	252.0	(45.5)	206.5	-	-	-	-	-	206.5
Total:	252.0	(45.5)	206.5	-	-	-	-	-	206.5

Public Safety - Fire Radio Replacement - (YI31)

Est. Completion: 06/26

Location: Citywide

Project Type: Technology Related

Description: Replace Public Safety - Fire radios carried in vehicles and by individual fire personnel to ensure reliable and effective public safety response to emergency calls. This equipment is used every day of the year and is subjected to extreme conditions and hazardous environments. Replacing radios on a scheduled lifecycle basis contributes to the safety of our first responders and to their ability to handle emergency response.

Funding by Expenditure Category (In thousands of dollars)	Total Project Cost
Construction	1,402.9
Machinery and Equipment	776.2
Total:	2,179.1

Funding Sources (In thousands of dollars)	Total Project Cost	ITD Expenditures (Thru 06/21)	Adopted 2021/22	Forecast 2022/23	Forecast 2023/24	Forecast 2024/25	Forecast 2025/26	Future	Total Remaining Budget
General Fund	2,179.1	-	485.4	568.8	624.8	500.0	-	-	2,179.1
Total:	2,179.1	-	485.4	568.8	624.8	500.0	-	-	2,179.1

Radio Channel Upgrade to Improve Capacity - (JH09)

Est. Completion: 06/22

Location: Citywide

Project Type: Technology Related

Description: Increase the Very High Frequency (VHF) radio channel capacity to be in compliance with the region requirements for automatic mutual aid and hazard zone communications.

Funding by Expenditure Category (In thousands of dollars)	Total Project Cost
Contingency	36.9
Information Technology	184.7
Total:	221.7

Funding Sources (In thousands of dollars)	Total Project Cost	ITD Expenditures (Thru 06/21)	Adopted 2021/22	Forecast 2022/23	Forecast 2023/24	Forecast 2024/25	Forecast 2025/26	Future	Total Remaining Budget
General Fund	221.7	-	221.7	-	-	-	-	-	221.7
Total:	221.7	-	221.7	-	-	-	-	-	221.7

Renovate Fire Station 606 - (BI01)

Est. Completion: 06/22

Location: Fire Station 606

Project Type: Construction Related

Description: Renovate the interior, exterior, and infrastructure of Fire Station 606.

Funding by Expenditure Category (In thousands of dollars)	Total Project Cost
Administrative Costs	70.2
Art in Public Places	23.4
City Fees	11.7
Construction	2,131.6
Contingency	208.9
Design/Construction Admin	234.0
Salaries	70.2
Total:	2,750.0



Funding Sources (In thousands of dollars)	Total Project Cost	ITD Expenditures (Thru 06/21)	Adopted 2021/22	Forecast 2022/23	Forecast 2023/24	Forecast 2024/25	Forecast 2025/26	Future	Total Remaining Budget
General Fund	2,750.0	-	2,750.0	-	-	-	-	-	2,750.0
Total:	2,750.0	-	2,750.0	-	-	-	-	-	2,750.0

26 - Replace Deteriorating Vehicle Training Track at the Police and Fire Training Facility - (BH03)

Est. Completion: 12/24

Location: Thomas Hontz Training Facility

Project Type: Construction Related

Description: Replace the Deteriorated Vehicle Training Track at the Police and Fire Training Facility to accommodate the weight of Fire Department Vehicles and Equipment. The current track was developed prior to the City having a municipal Fire Department and was designed for use by light duty vehicles, such as motorcycles and automobiles. With the formation of the Scottsdale Fire Department, the track is being utilized by larger and heavier equipment than the track was designed to handle. The track has excessive damage and constant repairs are needed resulting in training delays for police, fire, and municipal departments.

Funding by Expenditure Category (In thousands of dollars)	Total Project Cost
Administrative Costs	31.4
Construction	1,532.6
Contingency	238.4
Design/Construction Admin	85.5
Salaries	31.4
Total:	1,919.4



Funding Sources (In thousands of dollars)	Total Project Cost	ITD Expenditures (Thru 06/21)	Adopted 2021/22	Forecast 2022/23	Forecast 2023/24	Forecast 2024/25	Forecast 2025/26	Future	Total Remaining Budget
2019 GO Bond - Q3 20% - Public Safety & Technology	1,919.4	(29.7)	354.2	1,535.5	-	-	-	-	1,889.7
Total:	1,919.4	(29.7)	354.2	1,535.5	-	-	-	-	1,889.7

27 - Modernize and Expand the Police and Fire Training Facility - (BH02)

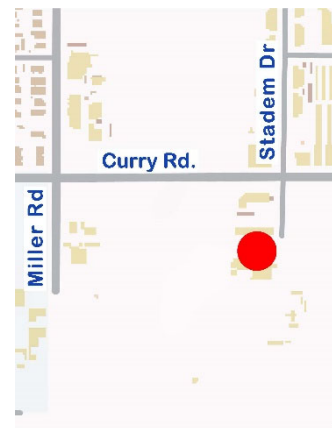
Est. Completion: 01/24

Location: Thomas Hontz Training Facility

Project Type: Construction Related

Description: Build a stand-alone 5,000 square foot, two story training structure, a 2,000 square foot live fire shoot house and renovate current ballistic range to accommodate 15 shooting lanes. The new training facility will accommodate the size of the police and fire departments and maintain pace with technological and legal changes within the law enforcement community. The current facility is over 20 years old, undersized, does not meet the national training curriculum standards and limits the type of training police officers and personnel can receive creating a safety issue.

Funding by Expenditure Category (In thousands of dollars)	Total Project Cost
Administrative Costs	116.1
Art in Public Places	65.2
Construction	2,403.8
Contingency	640.6
Design/Construction Admin	435.4
Machinery and Equipment	450.0
Salaries	116.1
Total:	4,227.3



Funding Sources (In thousands of dollars)	Total Project Cost	ITD Expenditures (Thru 06/21)	Adopted 2021/22	Forecast 2022/23	Forecast 2023/24	Forecast 2024/25	Forecast 2025/26	Future	Total Remaining Budget
2019 GO Bond - Q3 20% - Public Safety & Technology	4,227.3	(94.0)	751.5	3,381.8	-	-	-	-	4,133.3
Total:	4,227.3	(94.0)	751.5	3,381.8	-	-	-	-	4,133.3

29 - Replace Workstations at 911 Communications Dispatch Center to Accommodate New Technology - (JH10)

Est. Completion: 06/22

Location: District 3 Emergency 911 Communications Operations Center

Project Type: Construction Related

Description: The workstations used by Scottsdale’s 911 emergency dispatch operators are 10-15 years old and nearing the end of their service life. This project would install new workstations that include modern video monitors, telephones, radios and ergonomic features in addition to improving the acoustics and flooring throughout the dispatch center.

Funding by Expenditure Category (In thousands of dollars)	Total Project Cost
Contingency	52.7
Design/Construction Admin	100.0
Information Technology	17.0
Machinery and Equipment	468.8
Total:	638.5

Funding Sources (In thousands of dollars)	Total Project Cost	ITD Expenditures (Thru 06/21)	Adopted 2021/22	Forecast 2022/23	Forecast 2023/24	Forecast 2024/25	Forecast 2025/26	Future	Total Remaining Budget
2019 GO Bond - Q3 20% - Public Safety & Technology	638.5	-	638.5	-	-	-	-	-	638.5
Total:	638.5	-	638.5	-	-	-	-	-	638.5

33 - Renovate the Via Linda Police Station to Increase Efficiency - (BI03)

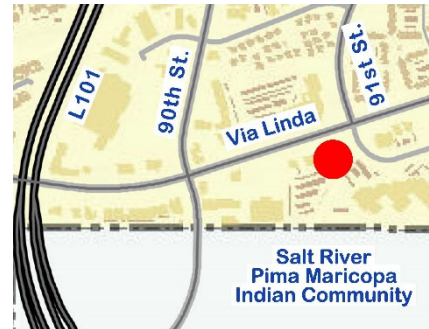
Est. Completion: 12/29

Location: Via Linda Police Station

Project Type: Construction Related

Description: Reconfigure the Via Linda Police Station to increase efficiency. Several areas in the current building are undersized for current staffing levels and are not usable in their current condition. The renovation will create increased efficiency throughout the department and maximize service delivery to our citizens.

Funding by Expenditure Category (In thousands of dollars)	Total Project Cost
Construction	16,600.0
Total:	16,600.0



Funding Sources (In thousands of dollars)	Total Project Cost	ITD Expenditures (Thru 06/21)	Adopted 2021/22	Forecast 2022/23	Forecast 2023/24	Forecast 2024/25	Forecast 2025/26	Future	Total Remaining Budget
2019 GO Bond - Q3 20% - Public Safety & Technology	16,600.0	-	3,000.0	-	-	-	-	13,600.0	16,600.0
Total:	16,600.0	-	3,000.0	-	-	-	-	13,600.0	16,600.0

35 - Install Bullet Proof Glass in Reception Areas of Police Department Facilities - (BH04)

Est. Completion: 06/22

Location: Public Safety - Police Facilities

Project Type: Construction Related

Description: Install approximately 420 square feet of ballistic rated glass in reception areas of the police facilities to improve safety. Over the past year the number of incidences of individuals shooting at or inside public buildings has climbed to an alarming number and the police department is most vulnerable in the areas that have direct public access.

Funding by Expenditure Category (In thousands of dollars)	Total Project Cost
Administrative Costs	30.5
Construction	770.3
Contingency	146.0
Salaries	30.5
Total:	977.3



Funding Sources (In thousands of dollars)	Total Project Cost	ITD Expenditures (Thru 06/21)	Adopted 2021/22	Forecast 2022/23	Forecast 2023/24	Forecast 2024/25	Forecast 2025/26	Future	Total Remaining Budget
2019 GO Bond - Q3 20% - Public Safety & Technology	977.3	(59.6)	917.7	-	-	-	-	-	917.7
Total:	977.3	(59.6)	917.7	-	-	-	-	-	917.7

39 - Renovate the Foothills Police Station to Accommodate Current Staffing Levels - (TEMP2129-F)

Est. Completion: 01/27

Location: Foothills Police Station

Project Type: Construction Related

Description: The original design of the Foothills Police Station was based on 60 percent of the current staffing levels - modifications are required to account for the increased occupancy, workload and provide more efficient use of the space. This project would expand and modernize the facility to accommodate the staff who work there and add a community meeting room available for meetings by and with residents.

Funding by Expenditure Category (In thousands of dollars)	Total Project Cost
Administrative Costs	62.0
Construction	900.0
Salaries	62.0
Total:	1,024.0

Funding Sources (In thousands of dollars)	Total Project Cost	ITD Expenditures (Thru 06/21)	Adopted 2021/22	Forecast 2022/23	Forecast 2023/24	Forecast 2024/25	Forecast 2025/26	Future	Total Remaining Budget
2019 GO Bond - Q3 20% - Public Safety & Technology	1,024.0	-	-	-	-	-	-	1,024.0	1,024.0
Total:	1,024.0	-	-	-	-	-	-	1,024.0	1,024.0

40 - Renovate and Expand the Civic Center Jail and Downtown Police Facility to Meet Demand - (BI04)

Est. Completion: 01/24

Location: Civic Center Jail

Project Type: Construction Related

Description: These facilities were built in 1971 and no longer provide appropriate working environments for staff or holding environments for prisoners. The layout and infrastructure of the jail (including cell doors, booking and intake areas) is severely outdated and creates potentially unsafe conditions. The police station is the smallest of Scottsdale's four patrol stations, and no longer appropriately accommodates current patrol operations or the specialty units (K-9, Bike Unit, High Enforcement Arrest Team) stationed there. This project would add approximately 7,800 square feet to the jail, including two additional cells, new intake and release points, supervisor offices, and attorney/client interview rooms. The police station would be enlarged and modernized to meet current needs and the entire facility will be brought up to standards of the Americans with Disabilities Act.

Funding by Expenditure Category (In thousands of dollars)	Total Project Cost
Administrative Costs	395.1
Art in Public Places	111.0
Construction	8,823.6
Contingency	1,646.2
Design/Construction Admin	1,481.6
Machinery and Equipment	250.0
Salaries	395.1
Total:	13,102.5

Funding Sources (In thousands of dollars)	Total Project Cost	ITD Expenditures (Thru 06/21)	Adopted 2021/22	Forecast 2022/23	Forecast 2023/24	Forecast 2024/25	Forecast 2025/26	Future	Total Remaining Budget
2019 GO Bond - Q3 20% - Public Safety & Technology	13,102.5	-	2,620.5	10,482.0	-	-	-	-	13,102.5
Total:	13,102.5	-	2,620.5	10,482.0	-	-	-	-	13,102.5

7 - Replace Outdated 9-1-1 Computer Aided Dispatch and Records Management to Improve Efficiency - (JG04)

Est. Completion: 06/22

Location: Citywide

Project Type: Technology Related

Description: Replace outdated Police Department Computer Aided Dispatch (CAD) and records management System (RMS) to create a web-based platform designed to interface with new applications and improve reporting and analytics capabilities. The upgrade will enhance mapping and radio capabilities, improve vehicle dispatching, upgrade text-to-9-1-1 capabilities, increase efficiency in report writing and provide better case management. The current suite of systems will not be supported by the vendor after FY 2018/19.

Funding by Expenditure Category (In thousands of dollars)	Total Project Cost
Information Technology	1,615.0
Total:	1,615.0

Funding Sources (In thousands of dollars)	Total Project Cost	ITD Expenditures (Thru 06/21)	Adopted 2021/22	Forecast 2022/23	Forecast 2023/24	Forecast 2024/25	Forecast 2025/26	Future	Total Remaining Budget
General Fund	745.8	(390.8)	355.0	-	-	-	-	-	355.0
2019 GO Bond - Q3 20% - Public Safety & Technology	591.2	(591.2)	-	-	-	-	-	-	-
RICO	278.0	-	278.0	-	-	-	-	-	278.0
Total:	1,615.0	(982.0)	633.0	-	-	-	-	-	633.0

Ballistic Glass at Police Department Facilities - (BE02)

Est. Completion: 06/22

Location: McKellips Police Station

Project Type: Construction Related

Description: Design and construct ballistic glass and other target hardening features at the McKellips Police Station.

Funding by Expenditure Category (In thousands of dollars)	Total Project Cost
Administrative Costs	25.2
Construction	280.0
Contingency	30.5
Total:	335.7

Funding Sources (In thousands of dollars)	Total Project Cost	ITD Expenditures (Thru 06/21)	Adopted 2021/22	Forecast 2022/23	Forecast 2023/24	Forecast 2024/25	Forecast 2025/26	Future	Total Remaining Budget
General Fund	335.7	(192.1)	143.6	-	-	-	-	-	143.6
Total:	335.7	(192.1)	143.6	-	-	-	-	-	143.6

Closed Circuit Television (CCTV) (Security Camera System) and Access Control Replacement - (JD05)

Est. Completion: 06/22

Location: Citywide

Project Type: Technology Related

Description: Replace non-functioning Closed Circuit Television (CCTV) security equipment.

Funding Sources (In thousands of dollars)	Total Project Cost	ITD Expenditures (Thru 06/21)	Adopted 2021/22	Forecast 2022/23	Forecast 2023/24	Forecast 2024/25	Forecast 2025/26	Future	Total Remaining Budget
General Fund	1,902.5	(1,377.2)	525.3	-	-	-	-	-	525.3
Court Enhancement Funds	198.0	(117.8)	80.2	-	-	-	-	-	80.2
Total:	2,100.5	(1,494.9)	605.6	-	-	-	-	-	605.6

Crime Laboratory Equipment Replacement - (YI03)

Est. Completion: 06/26

Location: McKellips Police Station

Project Type: Technology Related

Description: Replace or upgrade crime laboratory equipment and instrumentation that has reached or exceeded its manufacturer's life expectancy. This reduces the time it takes to examine forensic evidence, increases the reliability of examination results in court and reduces maintenance issues and system down-time. This equipment and instrumentation are used daily and are on a five-year replacement cycle. Maintaining updated equipment is a standard required by the Scottsdale crime lab's national accreditation, through which the police can access national forensic databases when investigating crimes.

Funding by Expenditure Category (In thousands of dollars)	Total Project Cost
Information Technology	719.4
Machinery and Equipment	1,206.6
Total:	1,926.0

Funding Sources (In thousands of dollars)	Total Project Cost	ITD Expenditures (Thru 06/21)	Adopted 2021/22	Forecast 2022/23	Forecast 2023/24	Forecast 2024/25	Forecast 2025/26	Future	Total Remaining Budget
General Fund	1,766.0	-	355.0	369.0	681.0	361.0	-	-	1,766.0
Forensic Science IGAs	160.0	-	40.0	40.0	20.0	40.0	20.0	-	160.0
Total:	1,926.0	-	395.0	409.0	701.0	401.0	20.0	-	1,926.0

DNA Evidence Storage Facility - (BH05)

Est. Completion: 06/22

Location: McKellips Services Center - Forensic Services

Project Type: Construction Related

Description: Build a new facility adjacent to the Forensic Services Crime Laboratory to securely and properly store Deoxyribonucleic acid (DNA) evidence in two 24 foot x 30 foot walk-in freezers.

Funding by Expenditure Category (In thousands of dollars)	Total Project Cost
Administrative Costs	26.4
City Fees	4.4
Construction	732.9
Contingency	146.6
Design/Construction Admin	131.9
Machinery and Equipment	10.0
Salaries	26.4
Total:	1,078.6

Funding Sources (In thousands of dollars)	Total Project Cost	ITD Expenditures (Thru 06/21)	Adopted 2021/22	Forecast 2022/23	Forecast 2023/24	Forecast 2024/25	Forecast 2025/26	Future	Total Remaining Budget
Court Enhancement Funds	1,078.6	(20.3)	1,058.3	-	-	-	-	-	1,058.3
Total:	1,078.6	(20.3)	1,058.3	-	-	-	-	-	1,058.3

Fire Alarm Monitoring Upgrade - (JI05)

Est. Completion: 06/22

Location: Citywide

Project Type: Technology Related

Description: Replace and enhance existing fire alarm monitoring equipment and build redundancy.

Funding by Expenditure Category (In thousands of dollars)	Total Project Cost
Design/Construction Admin	15.0
Information Technology	14.0
Machinery and Equipment	40.0
Total:	69.0

Funding Sources (In thousands of dollars)	Total Project Cost	ITD Expenditures (Thru 06/21)	Adopted 2021/22	Forecast 2022/23	Forecast 2023/24	Forecast 2024/25	Forecast 2025/26	Future	Total Remaining Budget
General Fund	69.0	-	69.0	-	-	-	-	-	69.0
Total:	69.0	-	69.0	-	-	-	-	-	69.0

Jail Dormitory Phase II - (TEMP2428-F)

Est. Completion: 02/23

Location: Downtown Police Station Jail

Project Type: Construction Related

Description: Construct Phase II of the District 2 Jail Dormitory project that includes one additional dormitory equipped with ten beds to house non-violent, low risk offenders sentenced in the Scottsdale City Court.

Funding by Expenditure Category (In thousands of dollars)	Total Project Cost
Administrative Costs	8.3
City Fees	1.4
Construction	230.9
Contingency	46.2
Design/Construction Admin	41.6
Machinery and Equipment	10.0
Salaries	8.3
Total:	346.7

Funding Sources (In thousands of dollars)	Total Project Cost	ITD Expenditures (Thru 06/21)	Adopted 2021/22	Forecast 2022/23	Forecast 2023/24	Forecast 2024/25	Forecast 2025/26	Future	Total Remaining Budget
General Fund	346.7	-	-	346.7	-	-	-	-	346.7
Total:	346.7	-	-	346.7	-	-	-	-	346.7

Police Portable and Vehicle Radio Replacement - (YI06)

Est. Completion: 06/25

Location: Citywide

Project Type: Technology Related

Description: Replace police radios carried in vehicles and by individual police personnel to ensure reliable and effective public safety response to emergency calls. Police radios see nearly continuous use every day of the year, most are subjected to extreme conditions and hazardous environments. Replacing radios on a scheduled lifecycle basis contributes to the safety of our first responders and to their ability to handle emergency response.

Funding by Expenditure Category (In thousands of dollars)	Total Project Cost
Machinery and Equipment	3,270.4
Total:	3,270.4

Funding Sources (In thousands of dollars)	Total Project Cost	ITD Expenditures (Thru 06/21)	Adopted 2021/22	Forecast 2022/23	Forecast 2023/24	Forecast 2024/25	Forecast 2025/26	Future	Total Remaining Budget
General Fund	3,270.4	-	1,436.5	567.5	662.9	603.5	-	-	3,270.4
Total:	3,270.4	-	1,436.5	567.5	662.9	603.5	-	-	3,270.4

Security Cameras and Access Control Systems - (JI06)

Est. Completion: 06/27

Location: Citywide

Project Type: Technology Related

Description: Replace older security cameras and facilities access control hardware, which includes supporting infrastructure, that is reaching the end of useful service life.

Funding by Expenditure Category (In thousands of dollars)	Total Project Cost
Information Technology	641.5
Machinery and Equipment	649.2
Total:	1,290.7

Funding Sources (In thousands of dollars)	Total Project Cost	ITD Expenditures (Thru 06/21)	Adopted 2021/22	Forecast 2022/23	Forecast 2023/24	Forecast 2024/25	Forecast 2025/26	Future	Total Remaining Budget
General Fund	1,290.7	-	250.0	266.5	250.0	308.2	216.0	-	1,290.7
Total:	1,290.7	-	250.0	266.5	250.0	308.2	216.0	-	1,290.7

Uninterruptible Power Supply - (JI07)

Est. Completion: 06/22

Location: McKellips Station, Forensic Services Crime Lab and Bowtie Building

Project Type: Technology Related

Description: Replace existing Uninterruptible Power Supplies (UPS) systems at 3 police facilities.

Funding by Expenditure Category (In thousands of dollars)	Total Project Cost
Design/Construction Admin	20.0
Machinery and Equipment	146.7
Total:	166.7

Funding Sources (In thousands of dollars)	Total Project Cost	ITD Expenditures (Thru 06/21)	Adopted 2021/22	Forecast 2022/23	Forecast 2023/24	Forecast 2024/25	Forecast 2025/26	Future	Total Remaining Budget
RICO	166.7	-	166.7	-	-	-	-	-	166.7
Total:	166.7	-	166.7	-	-	-	-	-	166.7



Los Arcos Mall Under Construction
Courtesy of the Scottsdale Historical Society and Scottsdale Public Library

(In thousands of dollars)

Service Facilities

Service Facilities focus on coordinating land use and infrastructure planning within the context of financial demands and available resources. These programs achieve this goal through the renovation of current facilities and technology needs necessary for the efficient and effective operations of the city. Approximately 4.9 percent (\$40.1 million) of the CIP has been identified to address this program.

Project	Adopted 2021/22	Forecast 2022/23	Forecast 2023/24	Forecast 2024/25	Forecast 2025/26	Future	Total	Page
Service Facilities								
Municipal Facilities/Improvements								
15 - Build 200 Space Parking Lot off 75th Street to Serve the City Court and Scottsdale Stadium (PI05)	306.1	1,224.6	-	-	-	-	1,530.7	144
57 - Install Solar Systems North Corporation Campus (DH02)	4,803.7	-	-	-	-	-	4,803.7	145
58 - Install Parasol Solar Shade Structure at City Hall Parking Lot (TEMP2314-F)	-	466.9	4,202.5	-	-	-	4,669.4	146
59 - Install Solar Systems at Civic Center Campus (TEMP2315-F)	-	-	278.5	2,506.1	-	-	2,784.5	147
60 - Double the Solar Power Generating Capacity at Appaloosa Library (TEMP2107-F)	-	39.7	-	-	-	-	39.7	148
63 - Build Parking Structures in Old Town Scottsdale (DH01)	4,385.1	5,525.9	5,525.9	5,525.9	-	-	20,962.8	149
Alley Conversion (DH08)	369.2	255.8	255.8	-	-	-	880.8	149
City Buildings Safety Retrofit - 28120 (DH15)	1,467.7	-	-	-	-	-	1,467.7	150
Community Facility Safety Upgrades - 28100 (DH14)	732.6	-	-	-	-	-	732.6	150
Energy Performance Project - Phase I (BI05)	1,665.0	1,415.0	-	-	-	-	3,080.0	151
Energy Performance Project - Phase II (BI06)	250.0	4,650.0	-	-	-	-	4,900.0	151
Facilities Upgrade and Replacement Program (YH01)ⓐ	2,067.4	-	-	-	-	-	2,067.4	152
Facilities Upgrade and Replacement Program (YI01)ⓐ	2,550.0	2,560.0	2,605.0	2,677.3	-	-	10,392.3	152
Fleet Electric Vehicle Infrastructure Implementation (BI09)	500.0	500.0	500.0	500.0	500.0	-	2,500.0	153
Greater Airpark Improvements Contingency (ZH02)	2,000.0	-	-	-	-	-	2,000.0	153
North Corp Yard CNG Compliance (BB53)	33.2	-	-	-	-	-	33.2	154
North Corporation Yard Garage (BH07)	3,792.0	-	-	-	-	-	3,792.0	154

ⓐ Project was partially or wholly funded with reallocated bond proceeds from MPC Series 2013 per Resolution 10335 and MPC2016-01.

ⓑ Recurring Capital Maintenance Projects.

SERVICE FACILITIES

(In thousands of dollars)

Project	Adopted 2021/22	Forecast 2022/23	Forecast 2023/24	Forecast 2024/25	Forecast 2025/26	Future	Total	Page
Old Town Improvements Contingency (ZH01)	3,200.0	-	-	-	-	-	3,200.0	155
Solid Waste Upgrades and Improvements Program (BG01)	212.4	195.0	375.0	225.0	217.8	-	1,225.2	155
Transfer Station Enhancements (BH06)	57.7	-	-	-	-	-	57.7	156
WestWorld Drainage (DI01)	200.0	-	-	-	-	-	200.0	156
Technology Improvements								
11 - Replace Document Management System to Improve Public Access to Information (JH02)	283.0	-	-	-	-	-	283.0	157
12 - Update Scottsdale's 15-year-old Digital Terrain Model (JH03)	177.2	-	-	-	-	-	177.2	157
14 - Replace Obsolete Planning and Permitting Software (JH07)	1,585.0	1,000.0	664.0	-	-	-	3,249.0	158
17 - Obtain a Citywide Data Management and Analytics Solution for Data-Based Decision Making (JI01)	72.0	-	-	-	-	-	72.0	159
36 - Provide Free Public WiFi at the Civic Center Plaza (JH06)	57.2	-	-	-	-	-	57.2	159
37 - Implement an Inventory and Asset Control System for City Technology (JH05)	572.0	-	-	-	-	-	572.0	160
46 - Replace the Public Address System at WestWorld (DH06)	352.9	-	-	-	-	-	352.9	160
5 - Modernize Computer Equipment Rooms to Protect City Servers (JH01)	289.7	104.0	-	418.0	-	-	811.7	161
6 - Replace Emergency Power Source for Public Safety Radio Network (JG01)	109.1	-	-	-	-	-	109.1	162
8 - Replace Website Management Software (JH04)	228.0	-	-	-	-	-	228.0	163
9 - Install Fiber Optic Infrastructure to Reduce Operating Costs (JG02)	3,399.5	3,152.3	3,244.9	49.6	-	6,332.4	16,178.6	164
CIP Contingency (ZB50)	5,000.0	5,000.0	5,000.0	5,000.0	5,000.0	-	25,000.0	164
CIP Contingency for Future Grants (ZB51)	5,000.0	5,000.0	5,000.0	5,000.0	5,000.0	-	25,000.0	165
Enterprise Resource Planning System (JI02)	4,988.0	-	-	-	-	-	4,988.0	165
Fleet Software (JI03)	280.0	-	-	-	-	-	280.0	166
Geographic Information System (GIS) Data Alignment (JI04)	300.0	-	-	-	-	-	300.0	166
IT - Network Infrastructure (YH07)Ⓜ	36.1	-	-	-	-	-	36.1	168
IT - Network Infrastructure (YI07)Ⓜ	1,320.9	545.2	572.7	1,465.0	108.0	-	4,011.8	167
IT - Server Infrastructure (YH08)Ⓜ	90.1	-	-	-	-	-	90.1	169
IT - Server Infrastructure (YI08)Ⓜ	560.4	1,773.1	3,885.6	838.9	106.3	-	7,164.2	170

Ⓜ Project was partially or wholly funded with reallocated bond proceeds from MPC Series 2013 per Resolution 10335 and MPC2016-01.

Ⓜ Recurring Capital Maintenance Projects.

SERVICE FACILITIES

(In thousands of dollars)

Project	Adopted 2021/22	Forecast 2022/23	Forecast 2023/24	Forecast 2024/25	Forecast 2025/26	Future	Total	Page
License and Permit Management System (JD04)	98.5	-	-	-	-	-	98.5	170
Public Safety Radio BDA Replacement (EI01)	130.0	130.0	130.0	-	-	-	390.0	171
Scottsdale Video Network Telecast/Production/Video Streaming and Kiva Presentation Equipment (YH04)①	49.9	-	-	-	-	-	49.9	172
Scottsdale Video Network Telecast/Production/Video Streaming and Kiva Presentation Equipment (YI04)②	190.0	96.0	70.0	60.0	-	-	416.0	171
Solid Waste Vehicle Monitoring System (JB66)	400.3	-	-	-	-	-	400.3	172
Street Operations Work and Asset Management System (JB56)	8.3	-	-	-	-	-	8.3	172
Utility Billing Management System (TEMP2119-F)	-	5,130.0	-	-	-	-	5,130.0	173

① Project was partially or wholly funded with reallocated bond proceeds from MPC Series 2013 per Resolution 10335 and MPC2016-01.

② Recurring Capital Maintenance Projects.

15 - Build 200 Space Parking Lot off 75th Street to Serve the City Court and Scottsdale Stadium - (PI05)

Est. Completion: 06/23

Location: 75th Street parking structure

Project Type: Construction Related

Description: This project would reconstruct 180–200 parking spaces on 75th Street for the public visiting the City Court and Scottsdale Stadium and improve stadium access for emergency vehicles, solid waste trucks and other services. The new parking would address the daily parking needs at the city court and reduce spillover parking in adjacent neighborhoods during Spring Training games and other large stadium events.

Funding by Expenditure Category (In thousands of dollars)	Total Project Cost
Administrative Costs	47.1
Art in Public Places	13.2
City Fees	23.5
Construction	980.3
Contingency	243.1
Design/Construction Admin	176.5
Salaries	47.1
Total:	1,530.7



Funding Sources (In thousands of dollars)	Total Project Cost	ITD Expenditures (Thru 06/21)	Adopted 2021/22	Forecast 2022/23	Forecast 2023/24	Forecast 2024/25	Forecast 2025/26	Future	Total Remaining Budget
2019 GO Bond - Q2 20% - Community Spaces & Infrastructure	1,530.7	-	306.1	1,224.6	-	-	-	-	1,530.7
Total:	1,530.7	-	306.1	1,224.6	-	-	-	-	1,530.7

57 - Install Solar Systems North Corporation Campus - (DH02)

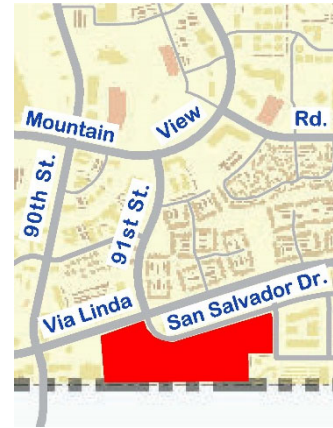
Est. Completion: 08/23

Location: 9191 East San Salvador Drive campus including the North Corporation Yard, Police Station 3 (PD-3) and Water Resources administrative buildings as well as existing covered parking structures.

Project Type: Construction Related

Description: Install photovoltaic (PV) solar systems on 80 percent of the existing covered parking and 30 percent of the roofs of the North Corporation Yard building, PD-3 building and two water resources buildings. Additionally, install two electric vehicle dual charging stations. This project will increase the city's solar generating capacity and reduce the energy cost of the North Campus by approximately \$240,380 per year. Increased energy efficiency in public facilities and increased renewable energy production are goals in the current General Plan.

Funding by Expenditure Category (In thousands of dollars)	Total Project Cost
Administrative Costs	147.9
Art in Public Places	41.5
Construction	3,080.8
Contingency	763.7
Design/Construction Admin	628.5
Salaries	147.9
Total:	4,810.3



Funding Sources (In thousands of dollars)	Total Project Cost	ITD Expenditures (Thru 06/21)	Adopted 2021/22	Forecast 2022/23	Forecast 2023/24	Forecast 2024/25	Forecast 2025/26	Future	Total Remaining Budget
General Fund	-	(0.9)	(0.9)	-	-	-	-	-	(0.9)
2019 GO Bond - Q2 20% - Community Spaces & Infrastructure	4,810.3	(5.7)	4,804.6	-	-	-	-	-	4,804.6
Total:	4,810.3	(6.6)	4,803.7	-	-	-	-	-	4,803.7

58 - Install Parasol Solar Shade Structure at City Hall Parking Lot - (TEMP2314-F)

Est. Completion: 08/24

Location: City Hall parking lot

Project Type: Construction Related

Description: Install a photovoltaic (PV) Parasol system over the City Hall parking lot and install two electric vehicle dual-charging stations. This project will increase the city's solar generating capacity, will create a shaded public space for events, and reduce the energy cost at the Civic Center Campus by approximately \$130,526 per year. Increased energy efficiency in public facilities and increased renewable energy production are goals in the current General Plan.

Funding by Expenditure Category (In thousands of dollars)	Total Project Cost
Administrative Costs	143.5
Art in Public Places	40.3
Construction	2,990.5
Contingency	741.6
Design/Construction Admin	610.0
Salaries	143.5
Total:	4,669.4

Funding Sources (In thousands of dollars)	Total Project Cost	ITD Expenditures (Thru 06/21)	Adopted 2021/22	Forecast 2022/23	Forecast 2023/24	Forecast 2024/25	Forecast 2025/26	Future	Total Remaining Budget
2019 GO Bond - Q2 20% - Community Spaces & Infrastructure	4,669.4	-	-	466.9	4,202.5	-	-	-	4,669.4
Total:	4,669.4	-	-	466.9	4,202.5	-	-	-	4,669.4

59 - Install Solar Systems at Civic Center Campus - (TEMP2315-F)

Est. Completion: 08/25

Location: Civic Center Campus including City Hall, One Civic Center and the Civic Center Library

Project Type: Construction Related

Description: Install a photovoltaic (PV) solar systems on a portion of the roof of City Hall, One Civic Center and the Civic Center Library, and install two electric vehicle dual-charging stations. This project will increase the solar generating capacity and reduce the energy cost of the Civic Center Campus by approximately \$143,869 per year. Increased energy efficiency in public facilities and increased renewable energy production are goals in the current General Plan.

Funding by Expenditure Category (In thousands of dollars)	Total Project Cost
Administrative Costs	85.6
Art in Public Places	24.0
Construction	1,783.1
Contingency	442.2
Design/Construction Admin	364.0
Salaries	85.6
Total:	2,784.5

Funding Sources (In thousands of dollars)	Total Project Cost	ITD Expenditures (Thru 06/21)	Adopted 2021/22	Forecast 2022/23	Forecast 2023/24	Forecast 2024/25	Forecast 2025/26	Future	Total Remaining Budget
2019 GO Bond - Q2 20% - Community Spaces & Infrastructure	2,784.5	-	-	-	278.5	2,506.1	-	-	2,784.5
Total:	2,784.5	-	-	-	278.5	2,506.1	-	-	2,784.5

60 - Double the Solar Power Generating Capacity at Appaloosa Library - (TEMP2107-F)

Est. Completion: 05/23

Location: Appaloosa Library

Project Type: Construction Related

Description: Install equipment to double solar electricity generating capacity at Appaloosa Library. The existing solar system was planned for additional generating capacity, but due to budget constraints, only a portion of the system was installed. Conduits and mounting racks for the additional panels are already in place. Increased energy efficiency in public facilities and increased renewable energy production are goals in the current General Plan.

Funding by Expenditure Category (In thousands of dollars)	Total Project Cost
Administrative Costs	1.2
Art in Public Places	0.3
Construction	25.4
Contingency	6.3
Design/Construction Admin	5.2
Salaries	1.2
Total:	39.7

Funding Sources (In thousands of dollars)	Total Project Cost	ITD Expenditures (Thru 06/21)	Adopted 2021/22	Forecast 2022/23	Forecast 2023/24	Forecast 2024/25	Forecast 2025/26	Future	Total Remaining Budget
2019 GO Bond - Q1 20% - Parks Recreation & Senior Services	39.7	-	-	39.7	-	-	-	-	39.7
Total:	39.7	-	-	39.7	-	-	-	-	39.7

63 - Build Parking Structures in Old Town Scottsdale - (DH01)

Est. Completion: 06/25

Location: Downtown Scottsdale

Project Type: Construction Related

Description: Build parking structures to ensure an effective supply of parking for residents, visitors, and businesses that park in Old Town Scottsdale.

Funding by Expenditure Category (In thousands of dollars)	Total Project Cost
Administrative Costs	825.0
Art in Public Places	186.0
City Fees	15.0
Construction	16,951.8
Contingency	1,860.0
Design/Construction Admin	300.0
Salaries	825.0
Total:	20,962.8

Funding Sources (In thousands of dollars)	Total Project Cost	ITD Expenditures (Thru 06/21)	Adopted 2021/22	Forecast 2022/23	Forecast 2023/24	Forecast 2024/25	Forecast 2025/26	Future	Total Remaining Budget
2019 GO Bond - Q2 20% - Community Spaces & Infrastructure	20,962.8	-	4,385.1	5,525.9	5,525.9	5,525.9	-	-	20,962.8
Total:	20,962.8	-	4,385.1	5,525.9	5,525.9	5,525.9	-	-	20,962.8

Alley Conversion - (DH08)

Est. Completion: 12/24

Location: Homes serviced by alley containers located in the boundaries of the southern city limits to Indian Bend Road, and the western city limits to Pima Road.

Project Type: Construction Related

Description: Replace existing 300-gallon sized solid waste containers in residential alleys with new 90-gallon size trash containers that will be rolled to the front curb for service and will impact 11,450 residential single-family homes. Subsequently the city will improve the condition of the alley traveling surface.

Funding by Expenditure Category (In thousands of dollars)	Total Project Cost
Design/Construction Admin	343.6
Machinery and Equipment	679.7
Total:	1,023.2

Funding Sources (In thousands of dollars)	Total Project Cost	ITD Expenditures (Thru 06/21)	Adopted 2021/22	Forecast 2022/23	Forecast 2023/24	Forecast 2024/25	Forecast 2025/26	Future	Total Remaining Budget
Sanitation Rates	1,023.2	(142.4)	369.2	255.8	255.8	-	-	-	880.8
Total:	1,023.2	(142.4)	369.2	255.8	255.8	-	-	-	880.8

City Buildings Safety Retrofit - 28120 - (DH15)

Est. Completion: 06/22

Location: Citywide

Project Type: Construction Related

Description: Upgrade various buildings with safety improvements including engineering for ultraviolet (UV) & disinfection technology and touch-free fixtures.

Funding by Expenditure Category (In thousands of dollars)	Total Project Cost
Construction	2,220.0
Total:	2,220.0

Funding Sources (In thousands of dollars)	Total Project Cost	ITD Expenditures (Thru 06/21)	Adopted 2021/22	Forecast 2022/23	Forecast 2023/24	Forecast 2024/25	Forecast 2025/26	Future	Total Remaining Budget
AZ Cares Funding	2,220.0	(752.3)	1,467.7	-	-	-	-	-	1,467.7
Total:	2,220.0	(752.3)	1,467.7	-	-	-	-	-	1,467.7

Community Facility Safety Upgrades - 28100 - (DH14)

Est. Completion: 06/22

Location: Citywide

Project Type: Construction Related

Description: Upgrade various buildings with safety improvements including automatic doors, engineering for ultraviolet (UV) & disinfection technology, and touch-free fixtures.

Funding by Expenditure Category (In thousands of dollars)	Total Project Cost
Construction	2,510.0
Total:	2,510.0

Funding Sources (In thousands of dollars)	Total Project Cost	ITD Expenditures (Thru 06/21)	Adopted 2021/22	Forecast 2022/23	Forecast 2023/24	Forecast 2024/25	Forecast 2025/26	Future	Total Remaining Budget
AZ Cares Funding	2,510.0	(1,777.4)	732.6	-	-	-	-	-	732.6
Total:	2,510.0	(1,777.4)	732.6	-	-	-	-	-	732.6

Energy Performance Project - Phase I - (BI05)

Est. Completion: 06/23

Location: Various locations

Project Type: Construction Related

Description: Assess facilities, modify and install recommended energy efficiency conservation measures as outlined in the Energy Services Performance Contractor's project approach.

Funding by Expenditure Category (In thousands of dollars)	Total Project Cost
Construction	2,700.0
Contingency	130.0
Design/Construction Admin	250.0
Total:	3,080.0

Funding Sources (In thousands of dollars)	Total Project Cost	ITD Expenditures (Thru 06/21)	Adopted 2021/22	Forecast 2022/23	Forecast 2023/24	Forecast 2024/25	Forecast 2025/26	Future	Total Remaining Budget
General Fund	3,080.0	-	1,665.0	1,415.0	-	-	-	-	3,080.0
Total:	3,080.0	-	1,665.0	1,415.0	-	-	-	-	3,080.0

Energy Performance Project - Phase II - (BI06)

Est. Completion: 06/23

Location: Various locations

Project Type: Construction Related

Description: Assess facilities, modify and install recommended energy efficiency conservation measures as outlined in the Energy Services Performance Contractor's project approach.

Funding by Expenditure Category (In thousands of dollars)	Total Project Cost
Construction	4,200.0
Contingency	200.0
Design/Construction Admin	500.0
Total:	4,900.0

Funding Sources (In thousands of dollars)	Total Project Cost	ITD Expenditures (Thru 06/21)	Adopted 2021/22	Forecast 2022/23	Forecast 2023/24	Forecast 2024/25	Forecast 2025/26	Future	Total Remaining Budget
General Fund	4,900.0	-	250.0	4,650.0	-	-	-	-	4,900.0
Total:	4,900.0	-	250.0	4,650.0	-	-	-	-	4,900.0

Facilities Upgrade and Replacement Program - (YI01)

Est. Completion: 06/26

Location: Citywide

Project Type: Construction Related

Description: Repair and replace equipment and facilities that serve the community including air conditioning and ventilation systems, lighting and plumbing, roofs, foundations, pathways and other structural elements.

Funding by Expenditure Category (In thousands of dollars)	Total Project Cost
Construction	2,594.0
Contingency	992.4
Design/Construction Admin	1,251.1
Machinery and Equipment	5,554.8
Total:	10,392.3

Funding Sources (In thousands of dollars)	Total Project Cost	ITD Expenditures (Thru 06/21)	Adopted 2021/22	Forecast 2022/23	Forecast 2023/24	Forecast 2024/25	Forecast 2025/26	Future	Total Remaining Budget
General Fund	10,392.3	-	2,550.0	2,560.0	2,605.0	2,677.3	-	-	10,392.3
Total:	10,392.3	-	2,550.0	2,560.0	2,605.0	2,677.3	-	-	10,392.3

Facilities Upgrade and Replacement Program - (YH01)

Est. Completion: 06/22

Location: Citywide

Project Type: Construction Related

Description: Repair and replace equipment and facilities that serve the community including air conditioning and ventilation systems, lighting and plumbing, roofs, foundations, pathways and other structural elements.

Funding by Expenditure Category (In thousands of dollars)	Total Project Cost
Construction	798.9
Contingency	280.8
Design/Construction Admin	89.0
Machinery and Equipment	1,333.9
Total:	2,502.5

Funding Sources (In thousands of dollars)	Total Project Cost	ITD Expenditures (Thru 06/21)	Adopted 2021/22	Forecast 2022/23	Forecast 2023/24	Forecast 2024/25	Forecast 2025/26	Future	Total Remaining Budget
General Fund	2,502.5	(435.1)	2,067.4	-	-	-	-	-	2,067.4
Total:	2,502.5	(435.1)	2,067.4	-	-	-	-	-	2,067.4

Fleet Electric Vehicle Infrastructure Implementation - (BI09)

Est. Completion: 06/26

Location: Citywide

Project Type: Construction Related

Description: Implement electric vehicle (EV) infrastructure in anticipation of additional of electric vehicles to the city fleet. Project elements include, but are not limited to, electric vehicle charging stations, equipment required for maintenance, and required infrastructure.

Funding by Expenditure Category (In thousands of dollars)	Total Project Cost
Administrative Costs	61.8
City Fees	10.3
Construction	1,714.6
Contingency	343.0
Design/Construction Admin	308.6
Salaries	61.8
Total:	2,500.0

Funding Sources (In thousands of dollars)	Total Project Cost	ITD Expenditures (Thru 06/21)	Adopted 2021/22	Forecast 2022/23	Forecast 2023/24	Forecast 2024/25	Forecast 2025/26	Future	Total Remaining Budget
Fleet Rates	2,500.0	-	500.0	500.0	500.0	500.0	500.0	-	2,500.0
Total:	2,500.0	-	500.0	500.0	500.0	500.0	500.0	-	2,500.0

Greater Airpark Improvements Contingency - (ZH02)

Est. Completion: N/A

Location: Citywide

Project Type: Construction Related

Description: Provide a budgetary appropriation set aside for citywide emergencies or unforeseen expenditures not otherwise budgeted.

Funding by Expenditure Category (In thousands of dollars)	Total Project Cost
Contingency	2,000.0
Total:	2,000.0

Funding Sources (In thousands of dollars)	Total Project Cost	ITD Expenditures (Thru 06/21)	Adopted 2021/22	Forecast 2022/23	Forecast 2023/24	Forecast 2024/25	Forecast 2025/26	Future	Total Remaining Budget
Greater Airpark Special Improvements	2,000.0	-	2,000.0	-	-	-	-	-	2,000.0
Total:	2,000.0	-	2,000.0	-	-	-	-	-	2,000.0

North Corp Yard CNG Compliance - (BB53)

Est. Completion: 06/22
Location: North Corporation Yard
Project Type: Construction Related

Description: Bring the city's fleet shop into compliance with current building codes for the service and maintenance of Compressed Natural Gas (CNG) vehicles.



Funding Sources (In thousands of dollars)	Total Project Cost	ITD Expenditures (Thru 06/21)	Adopted 2021/22	Forecast 2022/23	Forecast 2023/24	Forecast 2024/25	Forecast 2025/26	Future	Total Remaining Budget
Fleet Rates	1,558.4	(1,525.3)	33.2	-	-	-	-	-	33.2
Total:	1,558.4	(1,525.3)	33.2	-	-	-	-	-	33.2

North Corporation Yard Garage - (BH07)

Est. Completion: 09/22
Location: North Corporation Yard
Project Type: Construction Related

Description: Design and construct a new deck of structured parking at the city's North Corporation Yard facility to relocate the city's trolley fleet from the South Corporation Yard to the North Corporation Yard.

Funding by Expenditure Category (In thousands of dollars)	Total Project Cost
Administrative Costs	91.7
Art in Public Places	32.0
City Fees	15.3
Construction	2,546.7
Contingency	564.1
Design/Construction Admin	458.4
Salaries	91.7
Total:	3,800.0

Funding Sources (In thousands of dollars)	Total Project Cost	ITD Expenditures (Thru 06/21)	Adopted 2021/22	Forecast 2022/23	Forecast 2023/24	Forecast 2024/25	Forecast 2025/26	Future	Total Remaining Budget
Fleet Rates	3,800.0	(8.0)	3,792.0	-	-	-	-	-	3,792.0
Total:	3,800.0	(8.0)	3,792.0	-	-	-	-	-	3,792.0

Old Town Improvements Contingency - (ZH01)

Est. Completion: N/A

Location: Citywide

Project Type: Construction Related

Description: Provide a budgetary appropriation set aside for citywide emergencies or unforeseen expenditures not otherwise budgeted.

Funding by Expenditure Category (In thousands of dollars)	Total Project Cost
Contingency	3,200.0
Total:	3,200.0

Funding Sources (In thousands of dollars)	Total Project Cost	ITD Expenditures (Thru 06/21)	Adopted 2021/22	Forecast 2022/23	Forecast 2023/24	Forecast 2024/25	Forecast 2025/26	Future	Total Remaining Budget
Old Town Special Improvements	3,200.0	-	3,200.0	-	-	-	-	-	3,200.0
Total:	3,200.0	-	3,200.0	-	-	-	-	-	3,200.0

Solid Waste Upgrades and Improvements Program - (BG01)

Est. Completion: 06/26

Location: Solid Waste Transfer Station

Project Type: Construction Related

Description: Protect the city's solid waste infrastructure through the systematic and rational upgrade or replacement of specialized structures and machinery supporting Solid Waste Service.

Funding by Expenditure Category (In thousands of dollars)	Total Project Cost
Administrative Costs	8.7
Construction	897.3
Contingency	183.6
Design/Construction Admin	63.5
Machinery and Equipment	562.2
Total:	1,715.3

Funding Sources (In thousands of dollars)	Total Project Cost	ITD Expenditures (Thru 06/21)	Adopted 2021/22	Forecast 2022/23	Forecast 2023/24	Forecast 2024/25	Forecast 2025/26	Future	Total Remaining Budget
Sanitation Rates	1,715.3	(490.1)	212.4	195.0	375.0	225.0	217.8	-	1,225.2
Total:	1,715.3	(490.1)	212.4	195.0	375.0	225.0	217.8	-	1,225.2

Transfer Station Enhancements - (BH06)

Est. Completion: 06/22

Location: Residents and commercial customers serviced, located north of Indian Bend Road.

Project Type: Construction Related

Description: Assess the possibility of adding new lines of service to the existing layout of the transfer station facility, such as a stand-alone residential household hazardous materials and electronics storage building to be used as a drop off location for city residents. Additionally, research the doubling of the current tipping floor loading space per existing plans to service new customers such as city residents and private haulers.

Funding by Expenditure Category (In thousands of dollars)	Total Project Cost
Design/Construction Admin	76.0
Total:	76.0

Funding Sources (In thousands of dollars)	Total Project Cost	ITD Expenditures (Thru 06/21)	Adopted 2021/22	Forecast 2022/23	Forecast 2023/24	Forecast 2024/25	Forecast 2025/26	Future	Total Remaining Budget
Sanitation Rates	76.0	(18.3)	57.7	-	-	-	-	-	57.7
Total:	76.0	(18.3)	57.7	-	-	-	-	-	57.7

WestWorld Drainage - (DI01)

Est. Completion: 12/21

Location: WestWorld

Project Type: Construction Related

Description: Resolve a surface drainage issue on the south side of the WestWorld facility due to the lack of a sub ground storm drainage system.

Funding by Expenditure Category (In thousands of dollars)	Total Project Cost
Design/Construction Admin	200.0
Total:	200.0

Funding Sources (In thousands of dollars)	Total Project Cost	ITD Expenditures (Thru 06/21)	Adopted 2021/22	Forecast 2022/23	Forecast 2023/24	Forecast 2024/25	Forecast 2025/26	Future	Total Remaining Budget
General Fund	200.0	-	200.0	-	-	-	-	-	200.0
Total:	200.0	-	200.0	-	-	-	-	-	200.0

11 - Replace Document Management System to Improve Public Access to Information - (JH02)

Est. Completion: 03/22

Location: Citywide

Project Type: Technology Related

Description: The City of Scottsdale has millions of public records in electronic format. Maintaining those documents in compliance with federal, state and local laws and ensuring they are accessible quickly and efficiently requires an electronic document management system. The city's current system is 15 years old and increasingly difficult and expensive to maintain and expand. A new system will provide a modern and cost-effective solution that best serves the needs of the organization and the public.

Funding by Expenditure Category (In thousands of dollars)	Total Project Cost
Design/Construction Admin	15.0
Information Technology	674.0
Total:	689.0

Funding Sources (In thousands of dollars)	Total Project Cost	ITD Expenditures (Thru 06/21)	Adopted 2021/22	Forecast 2022/23	Forecast 2023/24	Forecast 2024/25	Forecast 2025/26	Future	Total Remaining Budget
General Fund	15.0	-	15.0	-	-	-	-	-	15.0
2019 GO Bond - Q3 6% - Public Safety & Technology	674.0	(406.0)	268.0	-	-	-	-	-	268.0
Total:	689.0	(406.0)	283.0	-	-	-	-	-	283.0

12 - Update Scottsdale's 15-year-old Digital Terrain Model - (JH03)

Est. Completion: 06/22

Location: Citywide

Project Type: Technology Related

Description: Key city services including fire, parks, police, solid waste and water rely on location data contained in the city's geographic information system. The heart of that system is the digital terrain model - a three-dimensional elevation map of the city upon which buildings, streets, waterlines and other city infrastructure is placed. As the surface of Scottsdale changes with development and redevelopment, the accuracy of our digital terrain model, now 15 years old, continuously degrades. Updating this model is required to maintain the fidelity of data and accuracy of information the city relies on to provide service and make data-based decisions.

Funding by Expenditure Category (In thousands of dollars)	Total Project Cost
Contingency	21.2
Information Technology	156.0
Total:	177.2

Funding Sources (In thousands of dollars)	Total Project Cost	ITD Expenditures (Thru 06/21)	Adopted 2021/22	Forecast 2022/23	Forecast 2023/24	Forecast 2024/25	Forecast 2025/26	Future	Total Remaining Budget
2019 GO Bond - Q3 6% - Public Safety & Technology	177.2	-	177.2	-	-	-	-	-	177.2
Total:	177.2	-	177.2	-	-	-	-	-	177.2

14 - Replace Obsolete Planning and Permitting Software - (JH07)

Est. Completion: 06/24

Location: Citywide

Project Type: Technology Related

Description: Purchase a fully integrated web-based Community Development System (CDS) to increase efficiency and enhance the customer experience for Planning & Zoning, Long Range Planning, Environmental Initiatives, Plan Review for Building & Engineering, Stormwater Management, One Stop Shop permitting, the Records department, Inspections, Building & Engineering, and Code Enforcement. The new system will allow customers an intuitive, user-friendly interface to submit cases, construction plans, re-submittals, and other documents at the One Stop Shop which collects over \$20 million in revenue annually.

Funding by Expenditure Category (In thousands of dollars)	Total Project Cost
Design/Construction Admin	285.0
Information Technology	2,964.0
Total:	3,249.0

Funding Sources (In thousands of dollars)	Total Project Cost	ITD Expenditures (Thru 06/21)	Adopted 2021/22	Forecast 2022/23	Forecast 2023/24	Forecast 2024/25	Forecast 2025/26	Future	Total Remaining Budget
General Fund	285.0	-	285.0	-	-	-	-	-	285.0
2019 GO Bond - Q3 6% - Public Safety & Technology	2,964.0	-	1,300.0	1,000.0	664.0	-	-	-	2,964.0
Total:	3,249.0	-	1,585.0	1,000.0	664.0	-	-	-	3,249.0

17 - Obtain a Citywide Data Management and Analytics Solution for Data-Based Decision Making - (JI01)

Est. Completion: 06/23

Location: Citywide

Project Type: Technology Related

Description: Identify and purchase a software system to store and analyze vast amounts of data generated across the organization so this information can power data-based decision making. The goal is to improve service to residents, identify potential problems and increase the efficiency of city operations by combining disparate data sets into actionable intelligence.

Funding by Expenditure Category (In thousands of dollars)	Total Project Cost
Contingency	12.0
Design/Construction Admin	10.0
Information Technology	50.0
Total:	72.0

Funding Sources (In thousands of dollars)	Total Project Cost	ITD Expenditures (Thru 06/21)	Adopted 2021/22	Forecast 2022/23	Forecast 2023/24	Forecast 2024/25	Forecast 2025/26	Future	Total Remaining Budget
General Fund	10.0	-	10.0	-	-	-	-	-	10.0
2019 GO Bond - Q3 6% - Public Safety & Technology	62.0	-	62.0	-	-	-	-	-	62.0
Total:	72.0	-	72.0	-	-	-	-	-	72.0

36 - Provide Free Public WiFi at the Civic Center Plaza - (JH06)

Est. Completion: 12/21

Location: Civic Center Mall

Project Type: Technology Related

Description: Provide free public WiFi on Civic Center Plaza in order to remain a competitive events venue. The Civic Center area is a gathering point for citizens and visitors alike and a venue for the city to host world-class festivals, concerts, performances, etc. Free public WiFi is a service patrons commonly expect and is becoming the norm at other venues in the valley.

Funding by Expenditure Category (In thousands of dollars)	Total Project Cost
Contingency	7.2
Information Technology	50.0
Total:	57.2

Funding Sources (In thousands of dollars)	Total Project Cost	ITD Expenditures (Thru 06/21)	Adopted 2021/22	Forecast 2022/23	Forecast 2023/24	Forecast 2024/25	Forecast 2025/26	Future	Total Remaining Budget
2019 GO Bond - Q3 6% - Public Safety & Technology	57.2	-	57.2	-	-	-	-	-	57.2
Total:	57.2	-	57.2	-	-	-	-	-	57.2

37 - Implement an Inventory and Asset Control System for City Technology - (JH05)

Est. Completion: 12/22

Location: Citywide

Project Type: Technology Related

Description: Implement a citywide RFID (Radio Frequency Identification) inventory system for all technology items which integrates with the Asset Tracking System. This newer technology would greatly improve the time, accuracy and efficiency of the annual technology inventory and recover approximately two months of staff time to focus on other projects.

Funding by Expenditure Category (In thousands of dollars)	Total Project Cost
Information Technology	572.0
Total:	572.0

Funding Sources (In thousands of dollars)	Total Project Cost	ITD Expenditures (Thru 06/21)	Adopted 2021/22	Forecast 2022/23	Forecast 2023/24	Forecast 2024/25	Forecast 2025/26	Future	Total Remaining Budget
2019 GO Bond - Q3 6% - Public Safety & Technology	572.0	-	572.0	-	-	-	-	-	572.0
Total:	572.0	-	572.0	-	-	-	-	-	572.0

46 - Replace the Public Address System at WestWorld - (DH06)

Est. Completion: 06/22

Location: WestWorld

Project Type: Technology Related

Description: Replace the outdated Public Address System at WestWorld. The current Public Address System utilized for 95 percent of all events held at WestWorld and is included as part of the base rental. The current system uses outdated technology and is experiencing frequent issues and expensive repairs, which will continue to escalate until a new system is purchased.

Funding by Expenditure Category (In thousands of dollars)	Total Project Cost
Contingency	45.0
Machinery and Equipment	321.2
Total:	366.1

Funding Sources (In thousands of dollars)	Total Project Cost	ITD Expenditures (Thru 06/21)	Adopted 2021/22	Forecast 2022/23	Forecast 2023/24	Forecast 2024/25	Forecast 2025/26	Future	Total Remaining Budget
2019 GO Bond - Q2 20% - Community Spaces & Infrastructure	366.1	(13.2)	352.9	-	-	-	-	-	352.9
Total:	366.1	(13.2)	352.9	-	-	-	-	-	352.9

5 - Modernize Computer Equipment Rooms to Protect City Servers - (JH01)

Est. Completion: 06/25

Location: The Scottsdale Data Center; the South Corporation Yard network room; and the Public Safety Administrative Building network/computer room.

Project Type: Technology Related

Description: Replace the battery backup power and the large cooling units that support the city’s primary data center, which has reached the end of its life cycle. Battery backup power allows the data center to remain operational during various weather or power provider events that can cause power disruptions throughout the year. The data center supports the primary data network, phone, and server computing environments that run all of the applications and communications equipment required for the city to operate and supports all eServices for the citizens of Scottsdale.

Funding by Expenditure Category (In thousands of dollars)	Total Project Cost
Design/Construction Admin	12.0
Information Technology	124.0
Machinery and Equipment	691.6
Total:	827.6

Funding Sources (In thousands of dollars)	Total Project Cost	ITD Expenditures (Thru 06/21)	Adopted 2021/22	Forecast 2022/23	Forecast 2023/24	Forecast 2024/25	Forecast 2025/26	Future	Total Remaining Budget
General Fund	136.0	-	136.0	-	-	-	-	-	136.0
2019 GO Bond - Q3 6% - Public Safety & Technology	691.6	(15.9)	153.7	104.0	-	418.0	-	-	675.7
Total:	827.6	(15.9)	289.7	104.0	-	418.0	-	-	811.7

6 - Replace Emergency Power Source for Public Safety Radio Network - (JG01)

Est. Completion: 06/22

Location: Citywide

Project Type: Technology Related

Description: Replace the batteries in Uninterrupted Power Supplies (UPS) at public safety radio sites. The batteries were installed in 2010 and have an average life of seven years. The batteries are used when there is a commercial power interruption and provide the critical link between commercial power and generator power. If the batteries are not replaced, the UPS units would not be functional, and the public safety radio system would be vulnerable to a commercial power outage. This means that the Police and Fire radios might not transmit critical and time sensitive information.

Funding by Expenditure Category (In thousands of dollars)	Total Project Cost
Machinery and Equipment	305.2
Total:	305.2

Funding Sources (In thousands of dollars)	Total Project Cost	ITD Expenditures (Thru 06/21)	Adopted 2021/22	Forecast 2022/23	Forecast 2023/24	Forecast 2024/25	Forecast 2025/26	Future	Total Remaining Budget
General Fund	-	(5.0)	(5.0)	-	-	-	-	-	(5.0)
2019 GO Bond - Q3 20% - Public Safety & Technology	305.2	(191.2)	114.0	-	-	-	-	-	114.0
Total:	305.2	(196.2)	109.1	-	-	-	-	-	109.1

8 - Replace Website Management Software - (JH04)

Est. Completion: 06/22

Location: Citywide

Project Type: Technology Related

Description: The software used to build and maintain the city’s public service websites, including ScottsdaleAZ.gov, ScottsdaleLibrary.org, and ChooseScottsdale.com was purchased in 2006 and is no longer supported by the vendor. A new web content management platform is required to meet accessibility standards and provide a modern customer service experience for residents who access city services and information online.

Funding by Expenditure Category (In thousands of dollars)	Total Project Cost
Contingency	28.0
Information Technology	200.0
Total:	228.0

Funding Sources (In thousands of dollars)	Total Project Cost	ITD Expenditures (Thru 06/21)	Adopted 2021/22	Forecast 2022/23	Forecast 2023/24	Forecast 2024/25	Forecast 2025/26	Future	Total Remaining Budget
2019 GO Bond - Q3 6% - Public Safety & Technology	188.6	-	188.6	-	-	-	-	-	188.6
Aviation Funds	1.1	-	1.1	-	-	-	-	-	1.1
CDBG	0.9	-	0.9	-	-	-	-	-	0.9
Fleet Rates	2.5	-	2.5	-	-	-	-	-	2.5
Sanitation Rates	3.0	-	3.0	-	-	-	-	-	3.0
Self Insurance	0.7	-	0.7	-	-	-	-	-	0.7
Sewer Rates	5.5	-	5.5	-	-	-	-	-	5.5
Transportation 0.2% Sales Tax	8.0	-	8.0	-	-	-	-	-	8.0
Water Rates	17.8	-	17.8	-	-	-	-	-	17.8
Total:	228.0	-	228.0	-	-	-	-	-	228.0

9 - Install Fiber Optic Infrastructure to Reduce Operating Costs - (JG02)

Est. Completion: 06/27

Location: Citywide – most major streets (i.e. Scottsdale, Hayden and Thomas Roads), parks (i.e. McCormick-Stillman Railroad Park and Paiute Community Center), all libraries (except Civic Center Library), most water sites, all fire stations and WestWorld.

Project Type: Technology Related

Description: Install city-owned fiber throughout the city to meet increasing need for network bandwidth to conduct business operations and reduce the dependency on leased-lines from telecommunications providers that require ongoing operating costs. The majority of the remote city sites require network bandwidth increases to meet either citizen or city employee needs including Community Centers, Parks, Libraries, Fire Stations, and other community-use or city employee-based locations.

Funding by Expenditure Category (In thousands of dollars)	Total Project Cost
Contingency	1,164.0
Information Technology	16,554.0
Total:	17,718.0

Funding Sources (In thousands of dollars)	Total Project Cost	ITD Expenditures (Thru 06/21)	Adopted 2021/22	Forecast 2022/23	Forecast 2023/24	Forecast 2024/25	Forecast 2025/26	Future	Total Remaining Budget
2019 GO Bond - Q3 6% - Public Safety & Technology	11,385.6	(1,539.3)	3,399.5	3,152.3	3,244.9	49.6	-	-	9,846.2
Other	6,332.4	-	-	-	-	-	-	6,332.4	6,332.4
Total:	17,718.0	(1,539.3)	3,399.5	3,152.3	3,244.9	49.6	-	6,332.4	16,178.6

CIP Contingency - (ZB50)

Est. Completion: N/A

Location: Citywide

Project Type: Construction Related

Description: Provide budgetary appropriation set aside for citywide emergencies or unforeseen expenditures not otherwise budgeted.

Funding Sources (In thousands of dollars)	Total Project Cost	ITD Expenditures (Thru 06/21)	Adopted 2021/22	Forecast 2022/23	Forecast 2023/24	Forecast 2024/25	Forecast 2025/26	Future	Total Remaining Budget
General Fund	25,000.0	-	5,000.0	5,000.0	5,000.0	5,000.0	5,000.0	-	25,000.0
Total:	25,000.0	-	5,000.0	5,000.0	5,000.0	5,000.0	5,000.0	-	25,000.0

CIP Contingency for Future Grants - (ZB51)

Est. Completion: N/A
Location: Citywide
Project Type: Construction Related
Description: Provide budgetary appropriation set aside for citywide unforeseen grants not otherwise budgeted.

Funding Sources (In thousands of dollars)	Total Project Cost	ITD Expenditures (Thru 06/21)	Adopted 2021/22	Forecast 2022/23	Forecast 2023/24	Forecast 2024/25	Forecast 2025/26	Future	Total Remaining Budget
Grant	25,000.0	-	5,000.0	5,000.0	5,000.0	5,000.0	5,000.0	-	25,000.0
Total:	25,000.0	-	5,000.0	5,000.0	5,000.0	5,000.0	5,000.0	-	25,000.0

Enterprise Resource Planning System - (JI02)

Est. Completion: 12/23
Location: Citywide
Project Type: Technology Related
Description: Replace outdated enterprise resource planning system to enable the effective administration of the city's financial, purchasing, and warehouse systems. The system that has managed the general ledger, fixed assets, budget, capital projects, accounts receivable, accounts payable, purchasing, requisitions, and supplies (warehouse) no longer meets the needs of the city. A new system will streamline overall financial operations and allow the city to continue to operate effectively in meeting the various local, state, and federal mandates.

Funding by Expenditure Category (In thousands of dollars)	Total Project Cost
Contingency	400.0
Information Technology	4,588.0
Total:	4,988.0

Funding Sources (In thousands of dollars)	Total Project Cost	ITD Expenditures (Thru 06/21)	Adopted 2021/22	Forecast 2022/23	Forecast 2023/24	Forecast 2024/25	Forecast 2025/26	Future	Total Remaining Budget
General Fund	4,125.1	-	4,125.1	-	-	-	-	-	4,125.1
Aviation Funds	24.9	-	24.9	-	-	-	-	-	24.9
CDBG	20.0	-	20.0	-	-	-	-	-	20.0
Fleet Rates	54.9	-	54.9	-	-	-	-	-	54.9
Sanitation Rates	64.8	-	64.8	-	-	-	-	-	64.8
Self Insurance	15.0	-	15.0	-	-	-	-	-	15.0
Sewer Rates	119.7	-	119.7	-	-	-	-	-	119.7
Transportation 0.2% Sales Tax	174.6	-	174.6	-	-	-	-	-	174.6
Water Rates	389.1	-	389.1	-	-	-	-	-	389.1
Total:	4,988.0	-	4,988.0	-	-	-	-	-	4,988.0

Fleet Software - (JI03)

Est. Completion: 01/22

Location: Citywide

Project Type: Technology Related

Description: Purchase and replace the existing fleet management software with technology that will provide vehicle life cycles, maintenance and operations monitoring.

Funding by Expenditure Category (In thousands of dollars)	Total Project Cost
Information Technology	280.0
Total:	280.0

Funding Sources (In thousands of dollars)	Total Project Cost	ITD Expenditures (Thru 06/21)	Adopted 2021/22	Forecast 2022/23	Forecast 2023/24	Forecast 2024/25	Forecast 2025/26	Future	Total Remaining Budget
Fleet Rates	280.0	-	280.0	-	-	-	-	-	280.0
Total:	280.0	-	280.0	-	-	-	-	-	280.0

Geographic Information System (GIS) Data Alignment - (JI04)

Est. Completion: 12/22

Location: Citywide

Project Type: Technology Related

Description: This project seeks to realign our geospatial projection to match the Arizona State/Plane coordinate system. This work involves consulting with the city's Geographic Information System (GIS) vendor and working with their professional services group to convert our GeoSpatial data into the standard Arizona State/Plane projection system.

Funding by Expenditure Category (In thousands of dollars)	Total Project Cost
Contingency	50.0
Information Technology	250.0
Total:	300.0

Funding Sources (In thousands of dollars)	Total Project Cost	ITD Expenditures (Thru 06/21)	Adopted 2021/22	Forecast 2022/23	Forecast 2023/24	Forecast 2024/25	Forecast 2025/26	Future	Total Remaining Budget
General Fund	300.0	-	300.0	-	-	-	-	-	300.0
Total:	300.0	-	300.0	-	-	-	-	-	300.0

IT - Network Infrastructure - (Y107)

Est. Completion: 06/26

Location: Citywide

Project Type: Technology Related

Description: Upgrade and replace computer network hardware including routers, cabling, firewalls, security appliances and other components that comprise the electronic backbone of city services. The city's computer networks are used continuously and support the full array of city operations. These components are on a seven-year lifecycle replacement that accounts for routine wear and tear and constantly evolving business needs and service demands (the industry average varies with different types of equipment, but the average life of network equipment is seven years). The replacement list is reviewed and updated annually to reflect the functionality of the current equipment, business needs and changes in technology.

Funding by Expenditure Category (In thousands of dollars)	Total Project Cost
Information Technology	4,011.8
Total:	4,011.8

Funding Sources (In thousands of dollars)	Total Project Cost	ITD Expenditures (Thru 06/21)	Adopted 2021/22	Forecast 2022/23	Forecast 2023/24	Forecast 2024/25	Forecast 2025/26	Future	Total Remaining Budget
General Fund	3,225.0	-	1,094.9	446.5	472.3	1,211.3	-	-	3,225.0
Aviation Funds	20.2	-	5.9	2.6	2.6	6.7	2.4	-	20.2
CDBG	18.6	-	5.6	2.4	2.5	6.2	1.9	-	18.6
Fleet Rates	49.9	-	14.5	6.3	6.4	16.2	6.5	-	49.9
Sanitation Rates	58.3	-	16.7	7.3	7.4	18.7	8.2	-	58.3
Self Insurance	17.4	-	4.8	2.1	2.1	5.4	2.9	-	17.4
Sewer Rates	109.5	-	31.2	13.6	13.9	35.0	15.8	-	109.5
Transportation 0.2% Sales Tax	149.4	-	43.0	18.8	19.1	48.3	20.1	-	149.4
Water Rates	363.5	-	104.3	45.5	46.3	117.1	50.3	-	363.5
Total:	4,011.8	-	1,320.9	545.2	572.7	1,465.0	108.0	-	4,011.8

IT - Network Infrastructure - (YH07)

Est. Completion: 06/22

Location: Citywide

Project Type: Technology Related

Description: Upgrade and replace computer network hardware including routers, cabling, firewalls, security appliances and other components that comprise the electronic backbone of city services. The city's computer networks are used continuously and support the full array of city operations. These components are on a seven-year lifecycle replacement that accounts for routine wear and tear and constantly evolving business needs and service demands (the industry average varies with different types of equipment, but the average life of network equipment is seven years). The replacement list is reviewed and updated annually to reflect the functionality of the current equipment, business needs and changes in technology.

Funding by Expenditure Category (In thousands of dollars)	Total Project Cost
Information Technology	636.3
Total:	636.3

Funding Sources (In thousands of dollars)	Total Project Cost	ITD Expenditures (Thru 06/21)	Adopted 2021/22	Forecast 2022/23	Forecast 2023/24	Forecast 2024/25	Forecast 2025/26	Future	Total Remaining Budget
General Fund	528.1	(528.1)	-	-	-	-	-	-	-
Aviation Funds	2.8	(2.7)	0.2	-	-	-	-	-	0.2
CDBG	2.7	(2.7)	-	-	-	-	-	-	-
Fleet Rates	6.9	(6.9)	-	-	-	-	-	-	-
Sanitation Rates	8.0	(2.7)	5.3	-	-	-	-	-	5.3
Self Insurance	2.3	(2.3)	-	-	-	-	-	-	-
Sewer Rates	14.9	-	14.9	-	-	-	-	-	14.9
Transportation 0.2% Sales Tax	20.6	(20.6)	-	-	-	-	-	-	-
Water Rates	49.9	(34.2)	15.7	-	-	-	-	-	15.7
Total:	636.3	(600.2)	36.1	-	-	-	-	-	36.1

IT - Server Infrastructure - (YH08)

Est. Completion: 06/26

Location: Citywide

Project Type: Technology Related

Description: Upgrade and replace computer servers and related infrastructure as these systems reach the end of their service life. These critical systems host applications and data supporting both public and internal services and business processes such as public safety dispatch systems, the city’s website and the online utility billing and payment portal. This hardware is on a five-year replacement lifecycle (the industry average for server equipment is three to five years). The replacement list is reviewed and updated annually to reflect the latest business needs and changes in technology.

Funding by Expenditure Category (In thousands of dollars)	Total Project Cost
Information Technology	591.2
Total:	591.2

Funding Sources (In thousands of dollars)	Total Project Cost	ITD Expenditures (Thru 06/21)	Adopted 2021/22	Forecast 2022/23	Forecast 2023/24	Forecast 2024/25	Forecast 2025/26	Future	Total Remaining Budget
General Fund	488.1	(447.7)	40.4	-	-	-	-	-	40.4
Aviation Funds	2.9	(2.9)	-	-	-	-	-	-	-
CDBG	2.5	-	2.5	-	-	-	-	-	2.5
Fleet Rates	7.1	-	7.1	-	-	-	-	-	7.1
Sanitation Rates	7.4	-	7.4	-	-	-	-	-	7.4
Self Insurance	1.7	-	1.7	-	-	-	-	-	1.7
Sewer Rates	15.9	-	15.9	-	-	-	-	-	15.9
Transportation 0.2% Sales Tax	21.6	(7.9)	13.7	-	-	-	-	-	13.7
Water Rates	43.8	(42.6)	1.2	-	-	-	-	-	1.2
Total:	591.2	(501.1)	90.1	-	-	-	-	-	90.1

IT - Server Infrastructure - (YI08)

Est. Completion: 06/26

Location: Citywide

Project Type: Technology Related

Description: Upgrade and replace computer servers and related infrastructure as these systems reach the end of their service life. These critical systems host applications and data supporting both public and internal services and business processes such as public safety dispatch systems, the city’s website and the online utility billing and payment portal. This hardware is on a five-year replacement lifecycle (the industry average for server equipment is three to five years). The replacement list is reviewed and updated annually to reflect the latest business needs and changes in technology.

Funding by Expenditure Category (In thousands of dollars)	Total Project Cost
Information Technology	7,164.2
Total:	7,164.2

Funding Sources (In thousands of dollars)	Total Project Cost	ITD Expenditures (Thru 06/21)	Adopted 2021/22	Forecast 2022/23	Forecast 2023/24	Forecast 2024/25	Forecast 2025/26	Future	Total Remaining Budget
General Fund	5,680.0	-	462.7	1,464.1	3,059.6	693.6	-	-	5,680.0
Aviation Funds	40.5	-	2.7	8.7	22.9	3.8	2.4	-	40.5
CDBG	35.8	-	2.4	7.6	20.4	3.6	1.8	-	35.8
Fleet Rates	99.7	-	6.7	21.3	56.0	9.3	6.4	-	99.7
Sanitation Rates	108.2	-	7.1	22.3	60.0	10.7	8.0	-	108.2
Self Insurance	27.3	-	1.6	5.1	14.6	3.1	2.8	-	27.3
Sewer Rates	222.9	-	15.1	47.7	124.5	20.0	15.6	-	222.9
Transportation 0.2% Sales Tax	302.8	-	20.5	64.9	169.9	27.7	19.8	-	302.8
Water Rates	647.1	-	41.5	131.4	357.7	67.0	49.5	-	647.1
Total:	7,164.2	-	560.4	1,773.1	3,885.6	838.9	106.3	-	7,164.2

License and Permit Management System - (JD04)

Est. Completion: 06/22

Location: Citywide

Project Type: Technology Related

Description: Implement a new, modern license and permit management system to enable the administration of over 30,000 regulatory license and permit holders and collection of over \$3 million annually.

Funding Sources (In thousands of dollars)	Total Project Cost	ITD Expenditures (Thru 06/21)	Adopted 2021/22	Forecast 2022/23	Forecast 2023/24	Forecast 2024/25	Forecast 2025/26	Future	Total Remaining Budget
General Fund	472.5	(374.0)	98.5	-	-	-	-	-	98.5
Total:	472.5	(374.0)	98.5	-	-	-	-	-	98.5

Public Safety Radio BDA Replacement - (EI01)

Est. Completion: 06/24

Location: Citywide

Project Type: Technology Related

Description: Replace 21 aging city owned Bi-Directional Amplifiers (BDA) used for public safety and municipal communications system.

Funding by Expenditure Category (In thousands of dollars)	Total Project Cost
Information Technology	390.0
Total:	390.0

Funding Sources (In thousands of dollars)	Total Project Cost	ITD Expenditures (Thru 06/21)	Adopted 2021/22	Forecast 2022/23	Forecast 2023/24	Forecast 2024/25	Forecast 2025/26	Future	Total Remaining Budget
General Fund	390.0	-	130.0	130.0	130.0	-	-	-	390.0
Total:	390.0	-	130.0	130.0	130.0	-	-	-	390.0

Scottsdale Video Network Telecast/Production/Video Streaming and Kiva Presentation Equipment - (YI04)

Est. Completion: 06/26

Location: Citywide

Project Type: Technology Related

Description: Replace audio, visual and television broadcast equipment in City Hall and the Scottsdale video production studio that support recording and televising public meetings of the City Council and citizen board and commissions, and video productions to help residents stay informed about city priorities, projects, programs and services. Telecast equipment has an average lifespan of five to ten years, and equipment in the Kiva meeting space at City Hall (such as the video projector) is used far more often than similar equipment.

Funding by Expenditure Category (In thousands of dollars)	Total Project Cost
Machinery and Equipment	416.0
Total:	416.0

Funding Sources (In thousands of dollars)	Total Project Cost	ITD Expenditures (Thru 06/21)	Adopted 2021/22	Forecast 2022/23	Forecast 2023/24	Forecast 2024/25	Forecast 2025/26	Future	Total Remaining Budget
General Fund	416.0	-	190.0	96.0	70.0	60.0	-	-	416.0
Total:	416.0	-	190.0	96.0	70.0	60.0	-	-	416.0

Scottsdale Video Network Telecast/Production/Video Streaming and Kiva Presentation Equipment - (YH04)

Est. Completion: 06/22

Location: Citywide

Project Type: Technology Related

Description: Replace audio, visual and television broadcast equipment in City Hall and the Scottsdale video production studio that support recording and televising public meetings of the City Council and citizen board and commissions, and video productions to help residents stay informed about city priorities, projects, programs and services. Telecast equipment has an average lifespan of five to ten years, and equipment in the Kiva meeting space at City Hall (such as the video projector) is used far more often than similar equipment.

Funding by Expenditure Category (In thousands of dollars)	Total Project Cost
Machinery and Equipment	114.4
Total:	114.4

Funding Sources (In thousands of dollars)	Total Project Cost	ITD Expenditures (Thru 06/21)	Adopted 2021/22	Forecast 2022/23	Forecast 2023/24	Forecast 2024/25	Forecast 2025/26	Future	Total Remaining Budget
General Fund	114.4	(64.5)	49.9	-	-	-	-	-	49.9
Total:	114.4	(64.5)	49.9	-	-	-	-	-	49.9

Solid Waste Vehicle Monitoring System - (JB66)

Est. Completion: 06/22

Location: Citywide

Project Type: Technology Related

Description: Purchase and replace existing vehicle monitoring system hardware for the solid waste vehicle fleet that will provide vehicle maintenance and operations monitoring. The applications will assist in increasing the productivity and efficiency of solid waste operations.

Funding Sources (In thousands of dollars)	Total Project Cost	ITD Expenditures (Thru 06/21)	Adopted 2021/22	Forecast 2022/23	Forecast 2023/24	Forecast 2024/25	Forecast 2025/26	Future	Total Remaining Budget
Sanitation Rates	1,056.5	(656.2)	400.3	-	-	-	-	-	400.3
Total:	1,056.5	(656.2)	400.3	-	-	-	-	-	400.3

Street Operations Work and Asset Management System - (JB56)

Est. Completion: 12/21

Location: Citywide

Project Type: Technology Related

Description: Purchase and integrate a software package to provide asset and work management capabilities for all the maintenance work falling under the jurisdiction of the Street Operations department. This includes work and assets relating to shoulders and drainage, pavement management, signs and markings, traffic signals, streetlights and street cleaning.

Funding Sources (In thousands of dollars)	Total Project Cost	ITD Expenditures (Thru 06/21)	Adopted 2021/22	Forecast 2022/23	Forecast 2023/24	Forecast 2024/25	Forecast 2025/26	Future	Total Remaining Budget
Transportation 0.2% Sales Tax	168.0	(159.7)	8.3	-	-	-	-	-	8.3
Total:	168.0	(159.7)	8.3	-	-	-	-	-	8.3

Utility Billing Management System - (TEMP2119-F)

Est. Completion: 01/24

Location: Citywide

Project Type: Technology Related

Description: Implement a new, modern utility billing system to enable the administration of over 100,000 utility accounts managing \$120 million annually.

Funding by Expenditure Category (In thousands of dollars)	Total Project Cost
Contingency	450.0
Information Technology	4,680.0
Total:	5,130.0

Funding Sources (In thousands of dollars)	Total Project Cost	ITD Expenditures (Thru 06/21)	Adopted 2021/22	Forecast 2022/23	Forecast 2023/24	Forecast 2024/25	Forecast 2025/26	Future	Total Remaining Budget
Sanitation Rates	180.0	-	-	180.0	-	-	-	-	180.0
Sewer Rates	450.0	-	-	450.0	-	-	-	-	450.0
Water Rates	4,500.0	-	-	4,500.0	-	-	-	-	4,500.0
Total:	5,130.0	-	-	5,130.0	-	-	-	-	5,130.0



CITY OF SCOTTSDALE
1951 – 2021



"Son of Godzilla" Automated Garbage Truck
Courtesy of Scottsdale Public Library

(In thousands of dollars)

Transportation

Transportation programs focus on providing for the safe, efficient, and affordable movement of people and goods. This program meets this goal by attempting to offer real transportation choices in a way that meets the needs of the community. In 1989 voters authorized a 0.2 percent privilege tax to fund transportation operations and improvements. In 2004 voters approved a 20-year extension of a half-cent transportation sales tax in Maricopa County that was first approved in 1985 to fund freeway construction. This program looks for the best use of these funding sources and addresses the multi-modal concept. In 2018 voters approved a 0.1 percent privilege tax for a period of ten years for transportation improvement projects. Approximately 31.5 percent (\$258.6 million) of the CIP has been identified to address the transportation needs of the city.

Project	Adopted 2021/22	Forecast 2022/23	Forecast 2023/24	Forecast 2024/25	Forecast 2025/26	Future	Total	Page
Transportation								
Aviation/Aviation Improvements								
Airport Drainage Master Plan Update (TEMP2499)	-	-	400.0	-	-	-	400.0	180
Airport Future Grants Contingency (ZB53)	3,600.0	3,600.0	3,600.0	3,600.0	3,600.0	-	18,000.0	180
Airport Master Plan Update (TEMP2274-F)	-	-	400.0	-	-	-	400.0	181
Airport Security Fencing Improvements (AG06)	306.5	-	-	-	-	-	306.5	181
Aviation Annual Pavement Preservation (AI01)	200.0	200.0	200.0	200.0	200.0	-	1,000.0	182
Aviation Match Contingency (ZB52)	450.0	450.0	450.0	450.0	450.0	-	2,250.0	182
Design/Construct North General Aviation Box Hangars (AF01)	2,535.9	-	-	-	-	-	2,535.9	183
Environmental Assessment for Land Acquisition (AH03)	200.0	-	-	-	-	-	200.0	183
Exit Taxiways B2, B9 and B15 (TEMP2084-F)	-	-	200.0	1,950.6	-	-	2,150.6	184
Kilo Ramp Rehabilitation (AG02)	3,111.0	-	-	-	-	-	3,111.0	184
Land Acquisition 4.0 Acres (TEMP1882-F)	-	-	-	0.0	-	-	0.0	185
Reconfigure Aircraft Run-up Hold Apron RY21 End (TEMP2503)	-	-	-	126.1	1,134.9	-	1,261.0	185
Reconstruct Greenway Hangar Taxilane and Taxiway Alpha By-Pass (TEMP2498)	-	103.0	927.2	-	-	-	1,030.2	186
Rehabilitate Airport Drive (TEMP2497)	-	846.8	-	-	-	-	846.8	186
Rehabilitate/Geometry Improvements - Partial Parallel Taxiway A and Connectors, Design/Construct (AI02)	529.5	4,765.2	-	-	-	-	5,294.6	187
Runway 03/21 Rehabilitation/Reconstruction (AG04)	10,737.2	-	-	-	-	-	10,737.2	187
Streets/Street Improvements								
48 - Widen 94th Street at WestWorld to Improve Access (TEMP1992-F)	-	-	-	-	-	1,469.2	1,469.2	188

- ① Project was partially or wholly funded with reallocated bond proceeds from MPC Series 2013 per Resolution 10335 and MPC2016-01.
- ② Recurring Capital Maintenance Projects.

(In thousands of dollars)

Project	Adopted 2021/22	Forecast 2022/23	Forecast 2023/24	Forecast 2024/25	Forecast 2025/26	Future	Total	Page
62 - Build a Bridge on Thompson Peak Parkway over Reata Pass Wash to Improve Safety (TEMP2066-F)	-	-	-	6,300.0	-	-	6,300.0	189
68th Street: Indian School Road to Thomas Road (SG02)	811.1	-	-	-	-	-	811.1	190
ADA Transition Plan Implementation (SF03)	262.5	-	-	-	-	-	262.5	191
ADA Transition Plan Implementation (Y133)Ⓜ	300.0	300.0	300.0	300.0	300.0	-	1,500.0	191
Carefree Highway: Cave Creek Road to Scottsdale Road (SH04)	1,584.0	1,200.0	8,645.7	-	-	-	11,429.7	192
CIP Transportation Fund Contingency (ZF01)	3,000.0	3,000.0	3,000.0	3,000.0	3,000.0	-	15,000.0	192
Dynamite Boulevard: Pima Road to 136th Street Turn Bays and Bike Lanes (SH05)	1,416.4	-	-	-	-	-	1,416.4	193
Frank Lloyd Wright Boulevard at Arizona State Route 101 Traffic Interchange (SG04)	4,000.0	-	-	-	-	-	4,000.0	194
Goldwater Boulevard and Highland Avenue Intersection Improvement (TEMP1960)	-	433.0	2,515.0	-	-	-	2,948.0	195
Goldwater Boulevard Pedestrian and Bicycle Underpass at Scottsdale Road (SI03)	682.2	-	2,352.4	-	-	-	3,034.6	196
Happy Valley Road: Pima Road to Alma School Road (SE02)	22,442.9	-	-	-	-	-	22,442.9	197
Hayden Road at Arizona State Route 101 Interchange Improvements (TEMP1981-F)	-	-	-	5,307.4	-	-	5,307.4	198
Hayden Road/Miller Road: Pinnacle Peak Road to Happy Valley Road (SH02)	5,521.1	8,173.2	-	-	-	-	13,694.4	199
Illuminated Street Signs (SH07)	1,181.7	-	-	-	-	-	1,181.7	199
Indian Bend Wash Path Renovation - Phase I (SI04)	311.2	1,807.5	-	-	-	-	2,118.7	200
Indian Bend Wash Underpass at Chaparral Road (SF01)	1,862.8	-	-	-	-	-	1,862.8	201
McDowell Road Bicycle Lanes from Pima Road to 64th Street (SD01)	4,073.3	-	-	-	-	-	4,073.3	201
Miller Road Underpass at Arizona State Route 101 (SC03)	8,768.1	-	-	-	-	-	8,768.1	202
Old Town Streetlight Replacements (SI05)	1,150.7	1,001.5	1,001.5	-	-	-	3,153.7	202
Osborn Road Complete Street: Hayden Road to Scottsdale Road (SF02)	4,653.9	-	-	-	-	-	4,653.9	203
Parking Lot Pavement Project (SI06)	150.0	720.4	708.7	745.6	-	-	2,324.8	203
Pavement Overlay - Alleys (Y134)Ⓜ	500.0	500.0	500.0	500.0	500.0	-	2,500.0	204
Pavement Overlay Program (YH29)Ⓜ	979.4	-	-	-	-	-	979.4	204

Ⓜ Project was partially or wholly funded with reallocated bond proceeds from MPC Series 2013 per Resolution 10335 and MPC2016-01.

Ⓜ Recurring Capital Maintenance Projects.

(In thousands of dollars)

Project	Adopted 2021/22	Forecast 2022/23	Forecast 2023/24	Forecast 2024/25	Forecast 2025/26	Future	Total	Page
Pavement Overlay Program (YI29)Ⓜ	6,550.0	6,550.0	6,550.0	6,550.0	6,550.0	-	32,750.0	205
Pima Road: Chaparral Road to Thomas Road (TEMP1965-F)	-	-	10,032.8	-	-	-	10,032.8	205
Pima Road: Dynamite Boulevard to Las Piedras (SI01)	1,300.0	700.0	17,885.7	-	-	-	19,885.7	206
Pima Road: Happy Valley Road to Jomax Road (SH01)	2,055.7	7,520.0	12,760.0	-	-	-	22,335.7	206
Pima Road: Krail Street to Chaparral Road (SC04)	18,475.8	-	-	-	-	-	18,475.8	207
Pima Road: Pinnacle Peak Road to Happy Valley Road (SC01)	36,130.3	-	-	-	-	-	36,130.3	208
Pima Road: Via de Ventura to Via Linda (SB57)	1,752.9	-	-	-	-	-	1,752.9	208
PM-10 Dirt Road Paving (SI07)	639.0	4,089.3	-	-	-	-	4,728.3	209
Raintree Drive at Arizona State Route 101 Traffic Interchange (SG01)	1,200.0	-	-	-	-	-	1,200.0	210
Raintree Drive: Hayden Road to Arizona State Route 101 (SC02)	5,255.6	-	-	-	-	-	5,255.6	211
Raintree Drive: Scottsdale Road to Hayden Road (SB53)Ⓜ	29,882.0	-	-	-	-	-	29,882.0	212
Redfield Road: Raintree Drive to Hayden Road (SB56)	239.0	-	-	-	-	-	239.0	212
Scottsdale Road Overhead Power Undergrounding (DH09)	750.0	-	-	-	-	-	750.0	213
Scottsdale Road: Dixileta Drive to Carefree Highway (TEMP1972-F)	-	2,000.0	14,911.4	-	-	-	16,911.4	213
Scottsdale Road: Jomax Road to Dixileta Drive (SG05)	23,352.1	-	-	-	-	-	23,352.1	214
Scottsdale Road: Pinnacle Peak Parkway to Jomax Road (TEMP1970-F)	-	-	-	-	2,571.4	-	2,571.4	215
Scottsdale Road: Thompson Peak Parkway to Pinnacle Peak Road Phase II (TEMP1969-F)	-	-	-	-	8,754.3	-	8,754.3	216
Shea Boulevard Intersections: Arizona State Route 101 to 136th Street (SG06)	13,728.1	-	5,371.4	-	-	-	19,099.5	217
Slurry/Milling Unpaved Alleys (SH06)	595.6	265.4	299.7	-	-	-	1,160.7	218
Streetlight Replacement (YH30)Ⓜ	105.8	-	-	-	-	-	105.8	219
Streetlight Replacement (YI30)Ⓜ	200.0	200.0	200.0	200.0	200.0	-	1,000.0	218
Thomas Road: 56th Street to 73rd Street (SG03)	4,722.1	-	-	-	-	-	4,722.1	219
Widen 98th Street North of McDowell Mountain Ranch Road to Improve Access (SI02)	1,327.9	-	-	-	-	-	1,327.9	220

Ⓜ Project was partially or wholly funded with reallocated bond proceeds from MPC Series 2013 per Resolution 10335 and MPC2016-01.

Ⓜ Recurring Capital Maintenance Projects.

(In thousands of dollars)

Project	Adopted 2021/22	Forecast 2022/23	Forecast 2023/24	Forecast 2024/25	Forecast 2025/26	Future	Total	Page
Traffic/Traffic Reduction								
Camelback Road and Saddlebag Trail Pedestrian Hybrid Beacon (TH06)	264.5	-	-	-	-	-	264.5	221
Intelligent Transportation System (ITS) Infrastructure and Network Improvements (TH05)	3,526.4	-	-	-	-	-	3,526.4	221
Neighborhood Traffic Management Program (YH21)Ⓜ	200.0	-	-	-	-	-	200.0	222
Neighborhood Traffic Management Program (YI21)Ⓜ	250.0	250.0	250.0	250.0	250.0	-	1,250.0	222
Roadway Capacity & Safety Improvements (YH19)Ⓜ	666.3	-	-	-	-	-	666.3	223
Roadway Capacity & Safety Improvements (YI19)Ⓜ	900.0	900.0	900.0	900.0	900.0	-	4,500.0	223
Shared-Use Path Sign Program (TH01)	802.4	-	-	-	-	-	802.4	224
Traffic Signal Construction (YH23)Ⓜ	234.2	-	-	-	-	-	234.2	224
Traffic Signal Construction (YI23)Ⓜ	600.0	600.0	600.0	600.0	600.0	-	3,000.0	225
Transit/Transit Improvements								
18 - Build Roadway and Pedestrian Improvements along 2nd Street from Drinkwater Boulevard to Goldwater Boulevard (DH03)	1,833.1	-	-	-	-	-	1,833.1	226
19 - Build Roadway and Pedestrian Improvements along Marshall Way North of Indian School Road (TEMP2124-F)	-	-	-	-	-	1,800.8	1,800.8	227
20 - Build Roadway and Pedestrian Improvements along Main Street from Scottsdale Road to Brown Avenue (TEMP2134-F)	-	-	-	-	-	994.2	994.2	228
43 - Improve 5th Avenue from Scottsdale Road to Goldwater Boulevard (TEMP2264-F)	-	-	-	-	-	3,569.9	3,569.9	229
Arizona Canal Path Public Art Project (TE02)	602.6	-	-	-	-	-	602.6	230
Bikeways Program (YH28)Ⓜ	123.5	-	-	-	-	-	123.5	231
Bikeways Program (YI28)Ⓜ	400.0	400.0	400.0	400.0	400.0	-	2,000.0	230
Buffered Bike Lane Installation (TH04)	575.2	400.0	-	-	-	-	975.2	231
Downtown Main Street Streetscape & Pedestrian Improvements (DE03)	2,141.3	-	-	-	-	-	2,141.3	232
Hualapai Drive: Hayden Road to Pima Road (TG01)	4,450.0	6,200.0	-	-	-	-	10,650.0	233
Old Town Pedestrian Improvements (TD01)	1,673.0	-	-	-	-	-	1,673.0	233
Pedestrian Crossing Improvements (TH03)	989.9	-	-	-	-	-	989.9	234

Ⓜ Project was partially or wholly funded with reallocated bond proceeds from MPC Series 2013 per Resolution 10335 and MPC2016-01.

Ⓜ Recurring Capital Maintenance Projects.

(In thousands of dollars)

Project	Adopted 2021/22	Forecast 2022/23	Forecast 2023/24	Forecast 2024/25	Forecast 2025/26	Future	Total	Page
Pima Road: Jomax Road to Dynamite Boulevard (TEMP2302-F)	-	-	11,717.1	-	-	-	11,717.1	234
Pima Road: Las Piedras to Stagecoach Pass (TEMP2303-F)	-	-	25,900.0	-	-	-	25,900.0	235
Scottsdale Road and Palm Lane Hybrid Beacon (TG03)	30.0	-	-	-	-	-	30.0	236
Shea Underpass Access at 124th Street (TB66)①	502.4	-	-	-	-	-	502.4	236
Sidewalk Improvements (YH20)②	199.0	-	-	-	-	-	199.0	237
Sidewalk Improvements (YI20)②	200.0	200.0	200.0	200.0	200.0	-	1,000.0	237
Trail Improvement Program (YH18)②	186.9	-	-	-	-	-	186.9	238
Trail Improvement Program (YI18)②	200.0	200.0	200.0	200.0	200.0	-	1,000.0	238
Transit Stop Improvements (YH32)②	299.8	-	-	-	-	-	299.8	239
Transit Stop Improvements (YI32)②	300.0	300.0	300.0	300.0	300.0	-	1,500.0	239
Trolley Vehicle Purchase (TEMP2526)	-	-	-	8,125.0	-	-	8,125.0	240
Trolley Vehicle Purchases (TG02)	344.5	-	-	-	-	-	344.5	240

① Project was partially or wholly funded with reallocated bond proceeds from MPC Series 2013 per Resolution 10335 and MPC2016-01.

② Recurring Capital Maintenance Projects.

Airport Drainage Master Plan Update - (TEMP2499)

Est. Completion: 12/24
Location: Scottsdale Airport
Project Type: Construction Related
Description: Airport drainage Master Plan update.

Funding by Expenditure Category (In thousands of dollars)	Total Project Cost
Design/Construction Admin	400.0
Total:	400.0

Funding Sources (In thousands of dollars)	Total Project Cost	ITD Expenditures (Thru 06/21)	Adopted 2021/22	Forecast 2022/23	Forecast 2023/24	Forecast 2024/25	Forecast 2025/26	Future	Total Remaining Budget
Aviation Funds	17.9	-	-	-	17.9	-	-	-	17.9
Grant	382.1	-	-	-	382.1	-	-	-	382.1
Total:	400.0	-	-	-	400.0	-	-	-	400.0

Airport Future Grants Contingency - (ZB53)

Est. Completion: N/A
Location: Scottsdale Airport
Project Type: Construction Related
Description: Provide budgetary appropriation set aside for unforeseen aviation grants not otherwise budgeted.

Funding Sources (In thousands of dollars)	Total Project Cost	ITD Expenditures (Thru 06/21)	Adopted 2021/22	Forecast 2022/23	Forecast 2023/24	Forecast 2024/25	Forecast 2025/26	Future	Total Remaining Budget
Grant	18,000.0	-	3,600.0	3,600.0	3,600.0	3,600.0	3,600.0	-	18,000.0
Total:	18,000.0	-	3,600.0	3,600.0	3,600.0	3,600.0	3,600.0	-	18,000.0

Airport Master Plan Update - (TEMP2274-F)

Est. Completion: 12/24
Location: Scottsdale Airport
Project Type: Construction Related
Description: Update the Airport Master Plan (AMP)

Funding by Expenditure Category (In thousands of dollars)	Total Project Cost
Construction	395.0
Contingency	2.5
Salaries	2.5
Total:	400.0

Funding Sources (In thousands of dollars)	Total Project Cost	ITD Expenditures (Thru 06/21)	Adopted 2021/22	Forecast 2022/23	Forecast 2023/24	Forecast 2024/25	Forecast 2025/26	Future	Total Remaining Budget
Aviation Funds	17.9	-	-	-	17.9	-	-	-	17.9
Grant	382.1	-	-	-	382.1	-	-	-	382.1
Total:	400.0	-	-	-	400.0	-	-	-	400.0

Airport Security Fencing Improvements - (AG06)

Est. Completion: 12/21
Location: Scottsdale Airport
Project Type: Construction Related
Description: Upgrade 3,000 linear feet of existing airport security fencing, including the replacement of fencing panels as needed and upgrade vehicle and aircraft automated gates.

Funding by Expenditure Category (In thousands of dollars)	Total Project Cost
Construction	200.4
Contingency	30.0
Design/Construction Admin	100.0
Salaries	5.0
Total:	335.4

Funding Sources (In thousands of dollars)	Total Project Cost	ITD Expenditures (Thru 06/21)	Adopted 2021/22	Forecast 2022/23	Forecast 2023/24	Forecast 2024/25	Forecast 2025/26	Future	Total Remaining Budget
Aviation Funds	33.5	(2.9)	30.6	-	-	-	-	-	30.6
Grant	301.9	(26.0)	275.8	-	-	-	-	-	275.8
Total:	335.4	(28.9)	306.5	-	-	-	-	-	306.5

Aviation Annual Pavement Preservation - (AI01)

Est. Completion: 06/26

Location: Scottsdale Airport

Project Type: Construction Related

Description: Maintain airport pavement annually. The scope varies each year depending on needs but will typically include crack sealing, seal coating, and asphalt pavement repairs.

Funding by Expenditure Category (In thousands of dollars)	Total Project Cost
Construction	1,000.0
Total:	1,000.0

Funding Sources (In thousands of dollars)	Total Project Cost	ITD Expenditures (Thru 06/21)	Adopted 2021/22	Forecast 2022/23	Forecast 2023/24	Forecast 2024/25	Forecast 2025/26	Future	Total Remaining Budget
Aviation Funds	1,000.0	-	200.0	200.0	200.0	200.0	200.0	-	1,000.0
Total:	1,000.0	-	200.0	200.0	200.0	200.0	200.0	-	1,000.0

Aviation Match Contingency - (ZB52)

Est. Completion: N/A

Location: Scottsdale Airport

Project Type: Construction Related

Description: Provide budget appropriation set aside for the city's matching portion of unforeseen grants not otherwise budgeted.

Funding Sources (In thousands of dollars)	Total Project Cost	ITD Expenditures (Thru 06/21)	Adopted 2021/22	Forecast 2022/23	Forecast 2023/24	Forecast 2024/25	Forecast 2025/26	Future	Total Remaining Budget
Aviation Funds	2,250.0	-	450.0	450.0	450.0	450.0	450.0	-	2,250.0
Total:	2,250.0	-	450.0	450.0	450.0	450.0	450.0	-	2,250.0

Design/Construct North General Aviation Box Hangars - (AF01)

Est. Completion: 06/22

Location: Scottsdale Airport

Project Type: Construction Related

Description: Design and construct up to 18 aircraft box hangars at the North Apron (Taxiway Kilo).

Funding by Expenditure Category (In thousands of dollars)	Total Project Cost
Administrative Costs	53.0
Construction	9,032.0
Contingency	159.0
Design/Construction Admin	303.0
Total:	9,547.0

Funding Sources (In thousands of dollars)	Total Project Cost	ITD Expenditures (Thru 06/21)	Adopted 2021/22	Forecast 2022/23	Forecast 2023/24	Forecast 2024/25	Forecast 2025/26	Future	Total Remaining Budget
Aviation Funds	9,547.0	(7,011.1)	2,535.9	-	-	-	-	-	2,535.9
Total:	9,547.0	(7,011.1)	2,535.9	-	-	-	-	-	2,535.9

Environmental Assessment for Land Acquisition - (AH03)

Est. Completion: 06/24

Location: Scottsdale Airport

Project Type: Construction Related

Description: Conduct an environmental assessment as a prerequisite to land acquisition surrounding the airport. This land will be used to accommodate future aviation needs and increase airport capacity.

Funding by Expenditure Category (In thousands of dollars)	Total Project Cost
Contingency	10.0
Land/ROW	188.0
Salaries	2.0
Total:	200.0

Funding Sources (In thousands of dollars)	Total Project Cost	ITD Expenditures (Thru 06/21)	Adopted 2021/22	Forecast 2022/23	Forecast 2023/24	Forecast 2024/25	Forecast 2025/26	Future	Total Remaining Budget
Aviation Funds	8.9	-	8.9	-	-	-	-	-	8.9
Grant	191.1	-	191.1	-	-	-	-	-	191.1
Total:	200.0	-	200.0	-	-	-	-	-	200.0

Exit Taxiways B2, B9 and B15 - (TEMP2084-F)

Est. Completion: 12/25

Location: Scottsdale Airport

Project Type: Construction Related

Description: Construct approximately 7,400 square yards of new exit taxiways (B2, B9 and B15) to improve efficiency of aircraft ground operations. Project includes the addition of pavement shoulders, medium intensity taxiway lights (MITL), guidance signs and a new secondary windcone.

Funding by Expenditure Category (In thousands of dollars)	Total Project Cost
Construction	1,620.6
Contingency	100.0
Design/Construction Admin	400.0
Salaries	30.0
Total:	2,150.6

Funding Sources (In thousands of dollars)	Total Project Cost	ITD Expenditures (Thru 06/21)	Adopted 2021/22	Forecast 2022/23	Forecast 2023/24	Forecast 2024/25	Forecast 2025/26	Future	Total Remaining Budget
Aviation Funds	96.1	-	-	-	8.9	87.2	-	-	96.1
Grant	2,054.4	-	-	-	191.1	1,863.4	-	-	2,054.4
Total:	2,150.6	-	-	-	200.0	1,950.6	-	-	2,150.6

Kilo Ramp Rehabilitation - (AG02)

Est. Completion: 06/22

Location: Scottsdale Airport

Project Type: Construction Related

Description: Design and rehabilitation of approximately 34,000 square yards of apron pavement on the north end of the airport where aircraft parking is located, known as Kilo ramp.

Funding by Expenditure Category (In thousands of dollars)	Total Project Cost
Construction	2,701.0
Contingency	50.0
Design/Construction Admin	345.0
Salaries	15.0
Total:	3,111.0

Funding Sources (In thousands of dollars)	Total Project Cost	ITD Expenditures (Thru 06/21)	Adopted 2021/22	Forecast 2022/23	Forecast 2023/24	Forecast 2024/25	Forecast 2025/26	Future	Total Remaining Budget
Aviation Funds	139.1	-	139.1	-	-	-	-	-	139.1
Grant	2,971.9	-	2,971.9	-	-	-	-	-	2,971.9
Total:	3,111.0	-	3,111.0	-	-	-	-	-	3,111.0

Land Acquisition 4.0 Acres - (TEMP1882-F)

Est. Completion: 12/25

Location: Scottsdale Airport

Project Type: Construction Related

Description: Acquire approximately four acres of land for airport development on the north side of the property.

Funding by Expenditure Category (In thousands of dollars)	Total Project Cost
Land/ROW	-
Total:	-

Funding Sources (In thousands of dollars)	Total Project Cost	ITD Expenditures (Thru 06/21)	Adopted 2021/22	Forecast 2022/23	Forecast 2023/24	Forecast 2024/25	Forecast 2025/26	Future	Total Remaining Budget
Aviation Funds	-	-	-	-	-	-	-	-	-
Total:	-	-	-	-	-	-	-	-	-

Reconfigure Aircraft Run-up Hold Apron RY21 End - (TEMP2503)

Est. Completion: 06/26

Location: Scottsdale Airport

Project Type: Construction Related

Description: Reconfigure aircraft run-up/hold apron associated with Runway 21.

Funding by Expenditure Category (In thousands of dollars)	Total Project Cost
Construction	954.9
Contingency	75.0
Design/Construction Admin	226.1
Salaries	5.0
Total:	1,261.0

Funding Sources (In thousands of dollars)	Total Project Cost	ITD Expenditures (Thru 06/21)	Adopted 2021/22	Forecast 2022/23	Forecast 2023/24	Forecast 2024/25	Forecast 2025/26	Future	Total Remaining Budget
Aviation Funds	56.4	-	-	-	-	5.6	50.7	-	56.4
Grant	1,204.7	-	-	-	-	120.5	1,084.2	-	1,204.7
Total:	1,261.0	-	-	-	-	126.1	1,134.9	-	1,261.0

Reconstruct Greenway Hangar Taxilane and Taxiway Alpha By-Pass - (TEMP2498)

Est. Completion: 06/24

Location: Scottsdale Airport

Project Type: Construction Related

Description: Reconstruct existing Greenway Hangar Taxilane and Taxiway Alpha by-pass.

Funding by Expenditure Category (In thousands of dollars)	Total Project Cost
Construction	782.2
Contingency	52.0
Design/Construction Admin	191.0
Salaries	5.0
Total:	1,030.2

Funding Sources (In thousands of dollars)	Total Project Cost	ITD Expenditures (Thru 06/21)	Adopted 2021/22	Forecast 2022/23	Forecast 2023/24	Forecast 2024/25	Forecast 2025/26	Future	Total Remaining Budget
Aviation Funds	46.0	-	-	4.6	41.4	-	-	-	46.0
Grant	984.1	-	-	98.4	885.7	-	-	-	984.1
Total:	1,030.2	-	-	103.0	927.2	-	-	-	1,030.2

Rehabilitate Airport Drive - (TEMP2497)

Est. Completion: 06/23

Location: Scottsdale Airport

Project Type: Construction Related

Description: Rehabilitate asphalt pavement for full length of the Airport Drive (approximately 7,880 square yards).

Funding by Expenditure Category (In thousands of dollars)	Total Project Cost
Construction	674.8
Contingency	42.0
Design/Construction Admin	125.0
Salaries	5.0
Total:	846.8

Funding Sources (In thousands of dollars)	Total Project Cost	ITD Expenditures (Thru 06/21)	Adopted 2021/22	Forecast 2022/23	Forecast 2023/24	Forecast 2024/25	Forecast 2025/26	Future	Total Remaining Budget
Aviation Funds	84.7	-	-	84.7	-	-	-	-	84.7
Grant	762.1	-	-	762.1	-	-	-	-	762.1
Total:	846.8	-	-	846.8	-	-	-	-	846.8

Rehabilitate/Geometry Improvements - Partial Parallel Taxiway A and Connectors, Design/Construct - (AI02)

Est. Completion: 12/24

Location: Scottsdale Airport

Project Type: Construction Related

Description: Rehabilitate and improve partial parallel Taxiway A and connector taxiways to extend their useful life.

Funding by Expenditure Category (In thousands of dollars)	Total Project Cost
Construction	4,223.6
Contingency	300.0
Design/Construction Admin	766.0
Salaries	5.0
Total:	5,294.6

Funding Sources (In thousands of dollars)	Total Project Cost	ITD Expenditures (Thru 06/21)	Adopted 2021/22	Forecast 2022/23	Forecast 2023/24	Forecast 2024/25	Forecast 2025/26	Future	Total Remaining Budget
Aviation Funds	236.7	-	23.7	213.0	-	-	-	-	236.7
Grant	5,057.9	-	505.8	4,552.2	-	-	-	-	5,057.9
Total:	5,294.6	-	529.5	4,765.2	-	-	-	-	5,294.6

Runway 03/21 Rehabilitation/Reconstruction - (AG04)

Est. Completion: 06/22

Location: Scottsdale Airport

Project Type: Construction Related

Description: Design and construct pavement rehabilitation/reconstruction of Runway 03/21.

Funding by Expenditure Category (In thousands of dollars)	Total Project Cost
Construction	10,500.0
Contingency	205.0
Design/Construction Admin	842.5
Salaries	52.5
Total:	11,600.0

Funding Sources (In thousands of dollars)	Total Project Cost	ITD Expenditures (Thru 06/21)	Adopted 2021/22	Forecast 2022/23	Forecast 2023/24	Forecast 2024/25	Forecast 2025/26	Future	Total Remaining Budget
Aviation Funds	518.5	-	518.5	-	-	-	-	-	518.5
Grant	11,081.5	(862.8)	10,218.7	-	-	-	-	-	10,218.7
Total:	11,600.0	(862.8)	10,737.2	-	-	-	-	-	10,737.2

48 - Widen 94th Street at WestWorld to Improve Access - (TEMP1992-F)

Est. Completion: 12/27

Location: WestWorld

Project Type: Construction Related

Description: Widen 94th Street from WestWorld Drive to Bahia Drive to include a sidewalk, curbing, gutter, and streetlights to improve access and reduce safety hazards. This is one of the main entrances into WestWorld, and a thoroughfare for many of the 800,000+ attendees to WestWorld events. Temporary light towers, currently used for guest safety, are expensive to operate and generate complaints and would no longer be needed with the new streetlight system.

Funding by Expenditure Category (In thousands of dollars)	Total Project Cost
Administrative Costs	45.2
Art in Public Places	12.7
City Fees	22.6
Construction	940.8
Contingency	233.3
Design/Construction Admin	169.4
Salaries	45.2
Total:	1,469.2

Funding Sources (In thousands of dollars)	Total Project Cost	ITD Expenditures (Thru 06/21)	Adopted 2021/22	Forecast 2022/23	Forecast 2023/24	Forecast 2024/25	Forecast 2025/26	Future	Total Remaining Budget
2019 GO Bond - Q2 20% - Community Spaces & Infrastructure	1,469.2	-	-	-	-	-	-	1,469.2	1,469.2
Total:	1,469.2	-	-	-	-	-	-	1,469.2	1,469.2

62 - Build a Bridge on Thompson Peak Parkway over Reata Pass Wash to Improve Safety - (TEMP2066-F)

Est. Completion: 12/29

Location: Thompson Peak Parkway

Project Type: Construction Related

Description: Construct the second bridge (east bridge for northbound) on Thompson Peak Parkway, including two lanes, bike lane and sidewalk.

Funding by Expenditure Category (In thousands of dollars)	Total Project Cost
Construction	4,652.3
Contingency	1,182.5
Design/Construction Admin	465.2
Total:	6,300.0

Funding Sources (In thousands of dollars)	Total Project Cost	ITD Expenditures (Thru 06/21)	Adopted 2021/22	Forecast 2022/23	Forecast 2023/24	Forecast 2024/25	Forecast 2025/26	Future	Total Remaining Budget
2019 GO Bond - Q2 20% - Community Spaces & Infrastructure	6,300.0	-	-	-	-	6,300.0	-	-	6,300.0
Total:	6,300.0	-	-	-	-	6,300.0	-	-	6,300.0

68th Street: Indian School Road to Thomas Road - (SG02)

Est. Completion: 06/22

Location: 68th Street: Indian School Road to Thomas Road

Project Type: Construction Related

Description: Design and construct left turn bays, bike lanes, pedestrian improvements and complete the street including intersection improvements at Osborn Road.

Funding by Expenditure Category (In thousands of dollars)	Total Project Cost
Administrative Costs	7.8
Construction	681.9
Contingency	28.4
Design/Construction Admin	179.1
Total:	897.2



Funding Sources (In thousands of dollars)	Total Project Cost	ITD Expenditures (Thru 06/21)	Adopted 2021/22	Forecast 2022/23	Forecast 2023/24	Forecast 2024/25	Forecast 2025/26	Future	Total Remaining Budget
Grant	615.2	-	615.2	-	-	-	-	-	615.2
Transportation 0.2% Sales Tax	282.0	(86.1)	195.9	-	-	-	-	-	195.9
Total:	897.2	(86.1)	811.1	-	-	-	-	-	811.1

ADA Transition Plan Implementation - (YI33)

Est. Completion: 06/26

Location: Citywide

Project Type: Construction Related

Description: Implement Americans with Disabilities Act (ADA) improvements throughout Scottsdale that are not already being incorporated into large transportation projects. The ADA passed by the United States Congress in 1990, in part, requires that all public and private facilities accommodate persons with physical or mental impairments. These accommodations include infrastructure such as ramps at street intersections, shared-use path, sidewalk widths and slopes, traffic signal pedestrian pushbuttons, access to and from bus stops, and bus stop surfaces.

Funding by Expenditure Category (In thousands of dollars)	Total Project Cost
Construction	1,500.0
Total:	1,500.0

Funding Sources (In thousands of dollars)	Total Project Cost	ITD Expenditures (Thru 06/21)	Adopted 2021/22	Forecast 2022/23	Forecast 2023/24	Forecast 2024/25	Forecast 2025/26	Future	Total Remaining Budget
Transportation 0.2% Sales Tax	1,500.0	-	300.0	300.0	300.0	300.0	300.0	-	1,500.0
Total:	1,500.0	-	300.0	300.0	300.0	300.0	300.0	-	1,500.0

ADA Transition Plan Implementation - (SF03)

Est. Completion: 06/22

Location: Citywide

Project Type: Construction Related

Description: Implement Americans with Disabilities Act (ADA) improvements throughout Scottsdale that are not already being incorporated into large transportation projects. The ADA passed by the United States Congress in 1990, in part, requires that all public and private facilities accommodate persons with physical or mental impairments. These accommodations include infrastructure such as ramps at street intersections, shared-use path, sidewalk widths and slopes, traffic signal pedestrian pushbuttons, access to and from bus stops, and bus stop surfaces.

Funding by Expenditure Category (In thousands of dollars)	Total Project Cost
Administrative Costs	70.0
Construction	650.0
Contingency	60.0
Design/Construction Admin	90.0
Salaries	30.0
Total:	900.0

Funding Sources (In thousands of dollars)	Total Project Cost	ITD Expenditures (Thru 06/21)	Adopted 2021/22	Forecast 2022/23	Forecast 2023/24	Forecast 2024/25	Forecast 2025/26	Future	Total Remaining Budget
Transportation 0.2% Sales Tax	900.0	(637.5)	262.5	-	-	-	-	-	262.5
Total:	900.0	(637.5)	262.5	-	-	-	-	-	262.5

Carefree Highway: Cave Creek Road to Scottsdale Road - (SH04)

Est. Completion: 06/25

Location: Carefree Highway: Cave Creek Road to Scottsdale Road

Project Type: Construction Related

Description: Widen Carefree Highway from Cave Creek Road to Scottsdale Road into a minor arterial four-lane complete street.

Funding by Expenditure Category (In thousands of dollars)	Total Project Cost
Construction	10,869.7
Contingency	560.0
Total:	11,429.7

Funding Sources (In thousands of dollars)	Total Project Cost	ITD Expenditures (Thru 06/21)	Adopted 2021/22	Forecast 2022/23	Forecast 2023/24	Forecast 2024/25	Forecast 2025/26	Future	Total Remaining Budget
Regional Sales Tax - Arterial Life Cycle Program	8,012.0	-	1,120.0	840.0	6,052.0	-	-	-	8,012.0
Transportation 0.1% Sales Tax 2019	3,417.7	-	464.0	360.0	2,593.7	-	-	-	3,417.7
Total:	11,429.7	-	1,584.0	1,200.0	8,645.7	-	-	-	11,429.7

CIP Transportation Fund Contingency - (ZF01)

Est. Completion: N/A

Location: Citywide

Project Type: Construction Related

Description: Provides budgetary appropriation set aside for citywide emergencies or unforeseen expenditures not otherwise budgeted.

Funding by Expenditure Category (In thousands of dollars)	Total Project Cost
Contingency	15,000.0
Total:	15,000.0

Funding Sources (In thousands of dollars)	Total Project Cost	ITD Expenditures (Thru 06/21)	Adopted 2021/22	Forecast 2022/23	Forecast 2023/24	Forecast 2024/25	Forecast 2025/26	Future	Total Remaining Budget
Transportation 0.2% Sales Tax	15,000.0	-	3,000.0	3,000.0	3,000.0	3,000.0	3,000.0	-	15,000.0
Total:	15,000.0	-	3,000.0	3,000.0	3,000.0	3,000.0	3,000.0	-	15,000.0

Dynamite Boulevard: Pima Road to 136th Street Turn Bays and Bike Lanes - (SH05)

Est. Completion: 06/22

Location: Dynamite Boulevard: Pima Road to 136th Street

Project Type: Construction Related

Description: Design and construct a minimum of five turn bays & median crossings and approximately 2.5 lane miles of bike lanes where none currently exist.

Funding by Expenditure Category (In thousands of dollars)	Total Project Cost
Construction	800.0
Contingency	330.0
Design/Construction Admin	513.5
Total:	1,643.5

Funding Sources (In thousands of dollars)	Total Project Cost	ITD Expenditures (Thru 06/21)	Adopted 2021/22	Forecast 2022/23	Forecast 2023/24	Forecast 2024/25	Forecast 2025/26	Future	Total Remaining Budget
Transportation 0.2% Sales Tax	1,643.5	(227.1)	1,416.4	-	-	-	-	-	1,416.4
Total:	1,643.5	(227.1)	1,416.4	-	-	-	-	-	1,416.4

Frank Lloyd Wright Boulevard at Arizona State Route 101 Traffic Interchange - (SG04)

Est. Completion: 12/23

Location: Frank Lloyd Wright Boulevard at Arizona State Route 101 Traffic Interchange

Project Type: Construction Related

Description: Redesign the Frank Lloyd Wright Boulevard intersection to improve safety and capacity including left turn and right turn bay modifications. Examine existing signal timing and phasing and consider modifications to improve efficiency.

Funding by Expenditure Category (In thousands of dollars)	Total Project Cost
Administrative Costs	34.3
Art in Public Places	25.0
City Fees	10.0
Construction	3,152.9
Contingency	373.3
Design/Construction Admin	350.0
Salaries	54.6
Total:	4,000.0

Funding Sources (In thousands of dollars)	Total Project Cost	ITD Expenditures (Thru 06/21)	Adopted 2021/22	Forecast 2022/23	Forecast 2023/24	Forecast 2024/25	Forecast 2025/26	Future	Total Remaining Budget
Regional Sales Tax - Arterial Life Cycle Program	2,800.0	-	2,800.0	-	-	-	-	-	2,800.0
Transportation 0.1% Sales Tax 2019	1,200.0	-	1,200.0	-	-	-	-	-	1,200.0
Total:	4,000.0	-	4,000.0	-	-	-	-	-	4,000.0

Goldwater Boulevard and Highland Avenue Intersection Improvement - (TEMP1960)

Est. Completion: 06/24

Location: Intersection of Goldwater Boulevard and Highland Avenue

Project Type: Construction Related

Description: Design and construct intersection improvements to improve pedestrian facilities, safety, and left turn access from Highland Avenue onto Goldwater Boulevard.

Funding by Expenditure Category (In thousands of dollars)	Total Project Cost
Administrative Costs	72.2
Art in Public Places	25.2
City Fees	12.0
Construction	2,004.6
Contingency	400.9
Design/Construction Admin	360.8
Salaries	72.2
Total:	2,948.0

Funding Sources (In thousands of dollars)	Total Project Cost	ITD Expenditures (Thru 06/21)	Adopted 2021/22	Forecast 2022/23	Forecast 2023/24	Forecast 2024/25	Forecast 2025/26	Future	Total Remaining Budget
Transportation 0.2% Sales Tax	2,948.0	-	-	433.0	2,515.0	-	-	-	2,948.0
Total:	2,948.0	-	-	433.0	2,515.0	-	-	-	2,948.0

Goldwater Boulevard Pedestrian and Bicycle Underpass at Scottsdale Road - (SI03)

Est. Completion: 06/24

Location: Under Goldwater Boulevard on the west side of Scottsdale Road between Chaparral Road and Rancho Vista Drive

Project Type: Construction Related

Description: Design and construct a 14-foot-wide by 10-foot-tall bike and pedestrian underpass with lighting, sidewalk, curb ramps, and signage.

Funding by Expenditure Category (In thousands of dollars)	Total Project Cost
Construction	2,187.7
Contingency	606.9
Design/Construction Admin	240.0
Total:	3,034.6



Funding Sources (In thousands of dollars)	Total Project Cost	ITD Expenditures (Thru 06/21)	Adopted 2021/22	Forecast 2022/23	Forecast 2023/24	Forecast 2024/25	Forecast 2025/26	Future	Total Remaining Budget
Grant	2,352.4	-	-	-	2,352.4	-	-	-	2,352.4
Transportation 0.2% Sales Tax	682.2	-	682.2	-	-	-	-	-	682.2
Total:	3,034.6	-	682.2	-	2,352.4	-	-	-	3,034.6

Happy Valley Road: Pima Road to Alma School Road - (SE02)

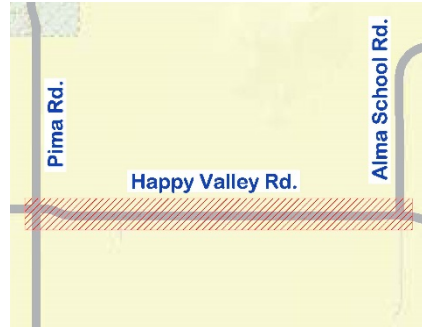
Est. Completion: 06/23

Location: Happy Valley Road: Pima Road to Alma School Road

Project Type: Construction Related

Description: Widen Happy Valley Road from Pima Road to Alma School Road to two-lanes-per-direction with a raised median, bicycle lanes, sidewalk and trail to improve safety, capacity and accessibility safety for motor vehicles, bicycles, and pedestrians. Roundabouts at the Alma School Road and Golf Club Drive intersections are included. This segment of roadway is currently one lane in each direction with no center median.

Funding by Expenditure Category (In thousands of dollars)	Total Project Cost
Administrative Costs	205.0
City Fees	112.4
Construction	20,307.7
Contingency	1,319.9
Design/Construction Admin	600.0
Land/ROW	1,100.0
Salaries	146.4
Total:	23,791.4



Funding Sources (In thousands of dollars)	Total Project Cost	ITD Expenditures (Thru 06/21)	Adopted 2021/22	Forecast 2022/23	Forecast 2023/24	Forecast 2024/25	Forecast 2025/26	Future	Total Remaining Budget
In-Lieu Fees Transportation	837.7	-	837.7	-	-	-	-	-	837.7
Regional Sales Tax - Arterial Life Cycle Program	16,628.8	(944.0)	15,684.8	-	-	-	-	-	15,684.8
Transportation 0.1% Sales Tax 2019	1,773.8	-	1,773.8	-	-	-	-	-	1,773.8
Transportation 0.2% Sales Tax	4,551.1	(404.6)	4,146.6	-	-	-	-	-	4,146.6
Total:	23,791.4	(1,348.5)	22,442.9	-	-	-	-	-	22,442.9

Hayden Road at Arizona State Route 101 Interchange Improvements - (TEMP1981-F)

Est. Completion: 06/26

Location: Hayden Road at Arizona State Route 101 Interchange

Project Type: Construction Related

Description: Construct capacity and safety improvements at the Arizona State Route 101 and Hayden interchange.

Funding by Expenditure Category (In thousands of dollars)	Total Project Cost
Construction	4,536.2
Design/Construction Admin	425.7
Land/ROW	345.5
Total:	5,307.4

Funding Sources (In thousands of dollars)	Total Project Cost	ITD Expenditures (Thru 06/21)	Adopted 2021/22	Forecast 2022/23	Forecast 2023/24	Forecast 2024/25	Forecast 2025/26	Future	Total Remaining Budget
Regional Sales Tax - Arterial Life Cycle Program	3,715.1	-	-	-	-	3,715.1	-	-	3,715.1
Transportation 0.1% Sales Tax 2019	1,592.3	-	-	-	-	1,592.3	-	-	1,592.3
Total:	5,307.4	-	-	-	-	5,307.4	-	-	5,307.4

Hayden Road/Miller Road: Pinnacle Peak Road to Happy Valley Road - (SH02)

Est. Completion: 06/24

Location: Miller Road at Pinnacle Peak Road and Happy Valley Road

Project Type: Construction Related

Description: Construct a four-lane major collector complete street to connect the existing Miller Road roadway sections to the north and south, including a bridged crossing of the Rawhide Wash. Completion of this project will allow for a direct link on the Hayden/Miller Road alignment from the Arizona State Route 101 to Happy Valley Road.

Funding by Expenditure Category (In thousands of dollars)	Total Project Cost
Administrative Costs	250.0
Construction	12,412.2
Contingency	500.0
Design/Construction Admin	800.0
Salaries	250.0
Total:	14,212.2

Funding Sources (In thousands of dollars)	Total Project Cost	ITD Expenditures (Thru 06/21)	Adopted 2021/22	Forecast 2022/23	Forecast 2023/24	Forecast 2024/25	Forecast 2025/26	Future	Total Remaining Budget
Regional Sales Tax - Arterial Life Cycle Program	9,991.3	-	4,270.0	5,721.3	-	-	-	-	9,991.3
Transportation 0.1% Sales Tax 2019	4,221.0	(517.9)	1,251.1	2,452.0	-	-	-	-	3,703.1
Total:	14,212.2	(517.9)	5,521.1	8,173.2	-	-	-	-	13,694.4

Illuminated Street Signs - (SH07)

Est. Completion: 06/22

Location: Scottsdale Road from McKellips Road to Thompson Peak Parkway

Project Type: Construction Related

Description: Install illuminated street signs at the 51 intersections on Scottsdale Road. This includes all the intersections between McKellips Road to Thompson Peak Parkway. Typically, there are four signs per intersection, however there are some T intersections with three. The total number of signs requested is 200.

Funding by Expenditure Category (In thousands of dollars)	Total Project Cost
Construction	600.0
Contingency	100.0
Machinery and Equipment	500.0
Total:	1,200.0

Funding Sources (In thousands of dollars)	Total Project Cost	ITD Expenditures (Thru 06/21)	Adopted 2021/22	Forecast 2022/23	Forecast 2023/24	Forecast 2024/25	Forecast 2025/26	Future	Total Remaining Budget
Transportation 0.2% Sales Tax	1,200.0	(18.3)	1,181.7	-	-	-	-	-	1,181.7
Total:	1,200.0	(18.3)	1,181.7	-	-	-	-	-	1,181.7

Indian Bend Wash Path Renovation - Phase I - (SI04)

Est. Completion: 06/23

Location: Indian Bend Wash

Project Type: Construction Related

Description: Remove approximately one mile of 40-year old eight-foot wide concrete path and replace with current standard widths of 10 to 12 feet depending on nearby activity levels. Segments to be addressed in Phase I include: Earll Drive to Osborn Road bridge, Hayden Road underpass to Camelback Road, south of Via de Ventura (approximately 850 feet), and Via de Ventura to Hayden Road.

Funding by Expenditure Category (In thousands of dollars)	Total Project Cost
Administrative Costs	51.9
Art in Public Places	18.1
City Fees	8.7
Construction	1,440.7
Contingency	288.1
Design/Construction Admin	259.3
Salaries	51.9
Total:	2,118.7

Funding Sources (In thousands of dollars)	Total Project Cost	ITD Expenditures (Thru 06/21)	Adopted 2021/22	Forecast 2022/23	Forecast 2023/24	Forecast 2024/25	Forecast 2025/26	Future	Total Remaining Budget
Transportation 0.2% Sales Tax	2,118.7	-	311.2	1,807.5	-	-	-	-	2,118.7
Total:	2,118.7	-	311.2	1,807.5	-	-	-	-	2,118.7

Indian Bend Wash Underpass at Chaparral Road - (SF01)

Est. Completion: 06/22

Location: Under Chaparral Road adjacent to and east of Hayden Road

Project Type: Construction Related

Description: Design and construct an underpass for the Indian Bend Wash path under Chaparral Road east of Hayden Road.

Funding by Expenditure Category (In thousands of dollars)	Total Project Cost
Administrative Costs	130.0
Art in Public Places	18.3
City Fees	32.5
Construction	1,354.1
Contingency	270.8
Design/Construction Admin	240.6
Salaries	65.0
Total:	2,111.3

Funding Sources (In thousands of dollars)	Total Project Cost	ITD Expenditures (Thru 06/21)	Adopted 2021/22	Forecast 2022/23	Forecast 2023/24	Forecast 2024/25	Forecast 2025/26	Future	Total Remaining Budget
Grant	1,182.6	-	1,182.6	-	-	-	-	-	1,182.6
Transportation 0.2% Sales Tax	928.7	(248.5)	680.2	-	-	-	-	-	680.2
Total:	2,111.3	(248.5)	1,862.8	-	-	-	-	-	1,862.8

McDowell Road Bicycle Lanes from Pima Road to 64th Street - (SD01)

Est. Completion: 06/22

Location: McDowell Road from Pima Road to 64th Street

Project Type: Construction Related

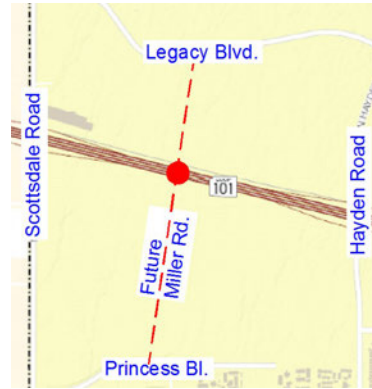
Description: Design and construct bicycle lanes to provide continuous bicycle lane facilities along entire corridor. The motor vehicle travel lanes and median on McDowell Road will be narrowed, but the number of lanes will remain the same at three per direction.

Funding Sources (In thousands of dollars)	Total Project Cost	ITD Expenditures (Thru 06/21)	Adopted 2021/22	Forecast 2022/23	Forecast 2023/24	Forecast 2024/25	Forecast 2025/26	Future	Total Remaining Budget
Grant	4,576.0	(612.0)	3,964.0	-	-	-	-	-	3,964.0
Transportation 0.2% Sales Tax	301.6	(192.3)	109.3	-	-	-	-	-	109.3
Total:	4,877.6	(804.3)	4,073.3	-	-	-	-	-	4,073.3

Miller Road Underpass at Arizona State Route 101 - (SC03)

Est. Completion: 06/22
Location: Miller Road at Arizona State Route 101
Project Type: Construction Related

Description: Complete the City of Scottsdale's proportionate share of the design and construction of an underpass of Miller Road at Arizona State Route 101 to connect the south side of the freeway to the north. This street connection is identified on the Streets Plan in the Transportation Master Plan and is one of the regional Arterial Life Cycle Program (ALCP) projects.



Funding Sources (In thousands of dollars)	Total Project Cost	ITD Expenditures (Thru 06/21)	Adopted 2021/22	Forecast 2022/23	Forecast 2023/24	Forecast 2024/25	Forecast 2025/26	Future	Total Remaining Budget
Regional Sales Tax - Arterial Life Cycle Program	9,358.0	(323.4)	9,034.6	-	-	-	-	-	9,034.6
Transportation 0.2% Sales Tax	3,872.1	(4,138.6)	(266.5)	-	-	-	-	-	(266.5)
Total:	13,230.1	(4,462.0)	8,768.1	-	-	-	-	-	8,768.1

Old Town Streetlight Replacements - (SI05)

Est. Completion: 06/24
Location: Old Town
Project Type: Construction Related
Description: Design and install new Old Town streetlight poles and lights replacing the existing western themed streetlights.

Funding by Expenditure Category (In thousands of dollars)	Total Project Cost
Administrative Costs	29.5
City Fees	2.0
Construction	2,454.6
Contingency	490.9
Design/Construction Admin	147.3
Salaries	29.5
Total:	3,153.7

Funding Sources (In thousands of dollars)	Total Project Cost	ITD Expenditures (Thru 06/21)	Adopted 2021/22	Forecast 2022/23	Forecast 2023/24	Forecast 2024/25	Forecast 2025/26	Future	Total Remaining Budget
Transportation 0.2% Sales Tax	3,153.7	-	1,150.7	1,001.5	1,001.5	-	-	-	3,153.7
Total:	3,153.7	-	1,150.7	1,001.5	1,001.5	-	-	-	3,153.7

Osborn Road Complete Street: Hayden Road to Scottsdale Road - (SF02)

Est. Completion: 06/22

Location: Osborn Road from Hayden Road to Scottsdale Road

Project Type: Construction Related

Description: Design and construct bicycle lanes and sidewalk segments along Osborn Road from Hayden Road to Scottsdale Road. This project includes an Indian Bend Wash path connection and a roundabout at Miller Road and Osborn Road.

Funding by Expenditure Category (In thousands of dollars)	Total Project Cost
Administrative Costs	162.6
Art in Public Places	12.9
City Fees	40.6
Construction	4,621.5
Design/Construction Admin	435.3
Land/ROW	477.1
Salaries	81.3
Total:	5,831.3

Funding Sources (In thousands of dollars)	Total Project Cost	ITD Expenditures (Thru 06/21)	Adopted 2021/22	Forecast 2022/23	Forecast 2023/24	Forecast 2024/25	Forecast 2025/26	Future	Total Remaining Budget
Grant	3,209.5	-	3,209.5	-	-	-	-	-	3,209.5
Transportation 0.2% Sales Tax	2,621.7	(1,177.4)	1,444.4	-	-	-	-	-	1,444.4
Total:	5,831.3	(1,177.4)	4,653.9	-	-	-	-	-	4,653.9

Parking Lot Pavement Project - (SI06)

Est. Completion: 06/33

Location: Citywide

Project Type: Construction Related

Description: Complete a condition study, develop and execute a multi-year pavement treatment plan for city owned parking lots.

Funding by Expenditure Category (In thousands of dollars)	Total Project Cost
City Fees	44.7
Construction	1,886.6
Contingency	243.5
Design/Construction Admin	150.0
Total:	2,324.8

Funding Sources (In thousands of dollars)	Total Project Cost	ITD Expenditures (Thru 06/21)	Adopted 2021/22	Forecast 2022/23	Forecast 2023/24	Forecast 2024/25	Forecast 2025/26	Future	Total Remaining Budget
General Fund	2,324.8	-	150.0	720.4	708.7	745.6	-	-	2,324.8
Total:	2,324.8	-	150.0	720.4	708.7	745.6	-	-	2,324.8

Pavement Overlay - Alleys - (YI34)

Est. Completion: 06/26

Location: Citywide

Project Type: Construction Related

Description: Complete ongoing public alley overlays and all associated improvements, which may include milling and surface treatments, new striping plans, and new signage.

Funding by Expenditure Category (In thousands of dollars)	Total Project Cost
Construction	2,500.0
Total:	2,500.0

Funding Sources (In thousands of dollars)	Total Project Cost	ITD Expenditures (Thru 06/21)	Adopted 2021/22	Forecast 2022/23	Forecast 2023/24	Forecast 2024/25	Forecast 2025/26	Future	Total Remaining Budget
Transportation 0.2% Sales Tax	2,500.0	-	500.0	500.0	500.0	500.0	500.0	-	2,500.0
Total:	2,500.0	-	500.0	500.0	500.0	500.0	500.0	-	2,500.0

Pavement Overlay Program - (YH29)

Est. Completion: 06/22

Location: Citywide

Project Type: Construction Related

Description: Complete ongoing street pavement and public alley overlays and all associated improvements, which may include milling and surface treatments on the existing roadway, traffic control, new pavement thickness, water valve and manhole lowering and raising, signal detection upgrades from loops to video, Americans with Disabilities Act (ADA) upgrades for concrete ramps and signal push buttons, concrete repairs to curbs and sidewalks, new striping plans, new thermo plastic striping and new signage for bike lanes and sidewalks.

Funding by Expenditure Category (In thousands of dollars)	Total Project Cost
Construction	6,550.0
Total:	6,550.0

Funding Sources (In thousands of dollars)	Total Project Cost	ITD Expenditures (Thru 06/21)	Adopted 2021/22	Forecast 2022/23	Forecast 2023/24	Forecast 2024/25	Forecast 2025/26	Future	Total Remaining Budget
Transportation 0.2% Sales Tax	6,550.0	(5,570.6)	979.4	-	-	-	-	-	979.4
Total:	6,550.0	(5,570.6)	979.4	-	-	-	-	-	979.4

Pavement Overlay Program - (Y129)

Est. Completion: 06/26

Location: Citywide

Project Type: Construction Related

Description: Complete ongoing street pavement and public alley overlays and all associated improvements, which may include milling and surface treatments on the existing roadway, traffic control, new pavement thickness, water valve and manhole lowering and raising, signal detection upgrades from loops to video, Americans with Disabilities Act (ADA) upgrades for concrete ramps and signal push buttons, concrete repairs to curbs and sidewalks, new striping plans, new thermo plastic striping and new signage for bike lanes and sidewalks.

Funding by Expenditure Category (In thousands of dollars)	Total Project Cost
Construction	32,750.0
Total:	32,750.0

Funding Sources (In thousands of dollars)	Total Project Cost	ITD Expenditures (Thru 06/21)	Adopted 2021/22	Forecast 2022/23	Forecast 2023/24	Forecast 2024/25	Forecast 2025/26	Future	Total Remaining Budget
Transportation 0.2% Sales Tax	32,750.0	-	6,550.0	6,550.0	6,550.0	6,550.0	6,550.0	-	32,750.0
Total:	32,750.0	-	6,550.0	6,550.0	6,550.0	6,550.0	6,550.0	-	32,750.0

Pima Road: Chaparral Road to Thomas Road - (TEMP1965-F)

Est. Completion: 12/24

Location: Pima Road: Chaparral Road to Thomas Road

Project Type: Construction Related

Description: Design and construct the ultimate minor arterial configuration of Pima Road including major intersections. This project will extend the Pima Road improvements between Chaparral Road and Thomas Road.

Funding by Expenditure Category (In thousands of dollars)	Total Project Cost
Construction	9,270.8
Design/Construction Admin	762.0
Total:	10,032.8

Funding Sources (In thousands of dollars)	Total Project Cost	ITD Expenditures (Thru 06/21)	Adopted 2021/22	Forecast 2022/23	Forecast 2023/24	Forecast 2024/25	Forecast 2025/26	Future	Total Remaining Budget
Regional Sales Tax - Arterial Life Cycle Program	7,023.0	-	-	-	7,023.0	-	-	-	7,023.0
Salt River Pima Maricopa Indian Community IGA	1,805.9	-	-	-	1,805.9	-	-	-	1,805.9
Transportation 0.1% Sales Tax 2019	1,203.9	-	-	-	1,203.9	-	-	-	1,203.9
Total:	10,032.8	-	-	-	10,032.8	-	-	-	10,032.8

Pima Road: Dynamite Boulevard to Las Piedras - (SI01)

Est. Completion: 06/25

Location: Pima Road: Dynamite Boulevard to Las Piedras

Project Type: Construction Related

Description: Design and construct Pima Road from Dynamite Boulevard to Las Piedras to the ultimate four-lane minor arterial cross-section to improve safety, capacity and accessibility for motor vehicles, bicycles, and pedestrians.

Funding by Expenditure Category (In thousands of dollars)	Total Project Cost
Construction	16,138.4
Design/Construction Admin	1,781.1
Land/ROW	1,966.2
Total:	19,885.7

Funding Sources (In thousands of dollars)	Total Project Cost	ITD Expenditures (Thru 06/21)	Adopted 2021/22	Forecast 2022/23	Forecast 2023/24	Forecast 2024/25	Forecast 2025/26	Future	Total Remaining Budget
Regional Sales Tax - Arterial Life Cycle Program	13,920.0	-	910.0	490.0	12,520.0	-	-	-	13,920.0
Transportation 0.1% Sales Tax 2019	5,965.7	-	390.0	210.0	5,365.7	-	-	-	5,965.7
Total:	19,885.7	-	1,300.0	700.0	17,885.7	-	-	-	19,885.7

Pima Road: Happy Valley Road to Jomax Road - (SH01)

Est. Completion: 12/25

Location: Pima Road: Happy Valley Road to Jomax Road

Project Type: Construction Related

Description: Construct Pima Road to its ultimate four-lane minor arterial cross section including the major intersection of Jomax Road, but not including the Happy Valley Road intersection.

Funding by Expenditure Category (In thousands of dollars)	Total Project Cost
Construction	20,620.8
Design/Construction Admin	815.1
Land/ROW	899.7
Total:	22,335.7

Funding Sources (In thousands of dollars)	Total Project Cost	ITD Expenditures (Thru 06/21)	Adopted 2021/22	Forecast 2022/23	Forecast 2023/24	Forecast 2024/25	Forecast 2025/26	Future	Total Remaining Budget
Regional Sales Tax - Arterial Life Cycle Program	15,646.0	-	1,450.0	5,264.0	8,932.0	-	-	-	15,646.0
Transportation 0.1% Sales Tax 2019	6,689.7	-	605.7	2,256.0	3,828.0	-	-	-	6,689.7
Total:	22,335.7	-	2,055.7	7,520.0	12,760.0	-	-	-	22,335.7

Pima Road: Krail Street to Chaparral Road - (SC04)

Est. Completion: 06/23

Location: Pima Road: Krail Street to Chaparral Road

Project Type: Construction Related

Description: Widen Pima Road from Krail Street (south of Indian Bend Road) to Chaparral Road to two-lanes-per-direction with a raised median, bicycle lanes, and sidewalks to improve capacity and safety for motor vehicles, bicycles, and pedestrians. This segment of roadway is currently one lane in each direction with no center median. The Salt River Pima-Maricopa Indian Community (SRPMIC) and the Maricopa Association of Governments (MAG) will pay part of the cost.

Funding Sources (In thousands of dollars)	Total Project Cost	ITD Expenditures (Thru 06/21)	Adopted 2021/22	Forecast 2022/23	Forecast 2023/24	Forecast 2024/25	Forecast 2025/26	Future	Total Remaining Budget
Regional Sales Tax - Arterial Life Cycle Program	14,894.0	(1,957.6)	12,936.4	-	-	-	-	-	12,936.4
Salt River Pima Maricopa Indian Community IGA	3,697.3	-	3,697.3	-	-	-	-	-	3,697.3
Transportation 0.1% Sales Tax 2019	1,865.0	-	1,865.0	-	-	-	-	-	1,865.0
Transportation 0.2% Sales Tax	821.2	(844.1)	(22.9)	-	-	-	-	-	(22.9)
Total:	21,277.5	(2,801.7)	18,475.8	-	-	-	-	-	18,475.8

Pima Road: Pinnacle Peak Road to Happy Valley Road - (SC01)

Est. Completion: 06/23
Location: Pima Road: Pinnacle Peak Road to Happy Valley Road
Project Type: Construction Related

Description: Design, acquire right-of-way and construct a six-lane major arterial cross-section with landscaped median, turn lanes, bike lanes, sidewalks, curb and gutter, roadway drainage and Intelligent Transportation Systems (ITS) facilities.



Funding Sources (In thousands of dollars)	Total Project Cost	ITD Expenditures (Thru 06/21)	Adopted 2021/22	Forecast 2022/23	Forecast 2023/24	Forecast 2024/25	Forecast 2025/26	Future	Total Remaining Budget
CIP Stormwater Utility Bill Fee	8,400.0	-	8,400.0	-	-	-	-	-	8,400.0
Regional Sales Tax - Arterial Life Cycle Program	20,982.7	(2,158.5)	18,824.2	-	-	-	-	-	18,824.2
Transportation 0.1% Sales Tax 2019	2,138.9	-	2,138.9	-	-	-	-	-	2,138.9
Transportation 0.2% Sales Tax	6,852.3	(85.1)	6,767.2	-	-	-	-	-	6,767.2
Total:	38,373.9	(2,243.6)	36,130.3	-	-	-	-	-	36,130.3

Pima Road: Via de Ventura to Via Linda - (SB57)

Est. Completion: 06/23
Location: Pima Road/90th Street at Via Linda Road
Project Type: Construction Related
Description: Design and construct intersection and median landscape improvements along Pima Road and 90th Street up to Via Linda Road.

Funding Sources (In thousands of dollars)	Total Project Cost	ITD Expenditures (Thru 06/21)	Adopted 2021/22	Forecast 2022/23	Forecast 2023/24	Forecast 2024/25	Forecast 2025/26	Future	Total Remaining Budget
Regional Sales Tax - Arterial Life Cycle Program	1,338.7	(102.3)	1,236.4	-	-	-	-	-	1,236.4
Transportation 0.1% Sales Tax 2019	516.6	-	516.6	-	-	-	-	-	516.6
Transportation 0.2% Sales Tax	57.4	(57.4)	-	-	-	-	-	-	-
Total:	1,912.7	(159.7)	1,752.9	-	-	-	-	-	1,752.9

PM-10 Dirt Road Paving - (SI07)

Est. Completion: 12/23

Location: Via Dona Road - Hayden Road to Pima Road; Black Cross Road - Lone Mountain Road to Black Cross Road cul-de-sac; Granite Reef Road - Lone Mountain Road to Ranch Road; Ranch Road - Granite Reef Road to Pima Road; Smokehouse Trail - 81st Street to 83rd Street; Peak View Road - 66th Street to 69th Street

Project Type: Construction Related

Description: Design and construct three-inch asphalt paving to match existing grade and alignment on 2.9 miles of unpaved roads.

Funding by Expenditure Category (In thousands of dollars)	Total Project Cost
Construction	3,438.7
Contingency	154.9
Design/Construction Admin	1,134.7
Total:	4,728.3

Funding Sources (In thousands of dollars)	Total Project Cost	ITD Expenditures (Thru 06/21)	Adopted 2021/22	Forecast 2022/23	Forecast 2023/24	Forecast 2024/25	Forecast 2025/26	Future	Total Remaining Budget
Grant	3,856.2	-	-	3,856.2	-	-	-	-	3,856.2
Transportation 0.2% Sales Tax	872.1	-	639.0	233.1	-	-	-	-	872.1
Total:	4,728.3	-	639.0	4,089.3	-	-	-	-	4,728.3

Raintree Drive at Arizona State Route 101 Traffic Interchange - (SG01)

Est. Completion: 12/23

Location: Raintree Drive at Arizona State Route 101 Traffic Interchange

Project Type: Construction Related

Description: Analyze, design and construct interchange improvements at Raintree Drive and the Arizona State Route 101 to reduce delay and queues, and improve capacity and safety.

Funding by Expenditure Category (In thousands of dollars)	Total Project Cost
Administrative Costs	358.3
Land/ROW	841.7
Total:	1,200.0



Funding Sources (In thousands of dollars)	Total Project Cost	ITD Expenditures (Thru 06/21)	Adopted 2021/22	Forecast 2022/23	Forecast 2023/24	Forecast 2024/25	Forecast 2025/26	Future	Total Remaining Budget
Regional Sales Tax - Arterial Life Cycle Program	840.0	-	840.0	-	-	-	-	-	840.0
Transportation 0.1% Sales Tax 2019	360.0	-	360.0	-	-	-	-	-	360.0
Total:	1,200.0	-	1,200.0	-	-	-	-	-	1,200.0

Raintree Drive: Hayden Road to Arizona State Route 101 - (SC02)

Est. Completion: 06/22
Location: Scottsdale Airpark
Project Type: Construction Related

Description: Improve the existing five-lane Raintree Drive corridor between Hayden Road and Arizona State Route 101 by rebuilding intersections, modifying medians, and enhancing pedestrian, bicycle, and transit facilities. This is one of the segments of the overarching project to extend Raintree Drive from Scottsdale Road to Arizona State Route 101.

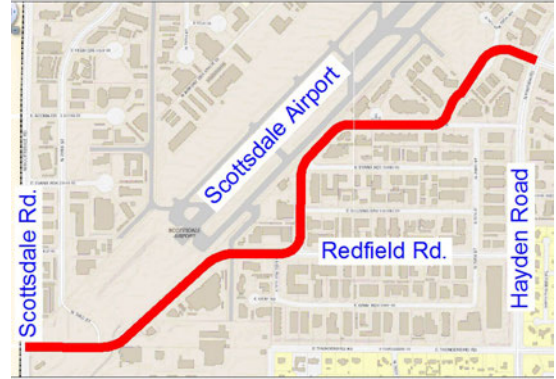


Funding Sources (In thousands of dollars)	Total Project Cost	ITD Expenditures (Thru 06/21)	Adopted 2021/22	Forecast 2022/23	Forecast 2023/24	Forecast 2024/25	Forecast 2025/26	Future	Total Remaining Budget
Regional Sales Tax - Arterial Life Cycle Program	4,321.0	(642.0)	3,679.0	-	-	-	-	-	3,679.0
Transportation 0.2% Sales Tax	1,851.9	(275.2)	1,576.6	-	-	-	-	-	1,576.6
Total:	6,172.9	(917.3)	5,255.6	-	-	-	-	-	5,255.6

Raintree Drive: Scottsdale Road to Hayden Road - (SB53)

Est. Completion: 12/22
Location: Scottsdale Airpark
Project Type: Construction Related

Description: Design and reconstruct a portion of Thunderbird/Redfield Road, 76th Place, Acoma Drive and 78th Way to create the extension of Raintree Drive west of Hayden Road. This is one of the segments of the overarching project to extend Raintree Drive from Scottsdale Road to Hayden Road.



Funding Sources (In thousands of dollars)	Total Project Cost	ITD Expenditures (Thru 06/21)	Adopted 2021/22	Forecast 2022/23	Forecast 2023/24	Forecast 2024/25	Forecast 2025/26	Future	Total Remaining Budget
Art in Public Places - Transportation Sales Tax (0.10%) Fund	77.6	-	77.6	-	-	-	-	-	77.6
Bond 2000	991.8	(991.8)	-	-	-	-	-	-	-
Downtown Cultural Trust	120.0	-	120.0	-	-	-	-	-	120.0
Regional Sales Tax - Arterial Life Cycle Program	28,553.0	(9,254.9)	19,298.1	-	-	-	-	-	19,298.1
Transportation 0.1% Sales Tax 2019	4,480.8	-	4,480.8	-	-	-	-	-	4,480.8
Transportation 0.2% Sales Tax	6,806.8	(901.4)	5,905.5	-	-	-	-	-	5,905.5
Total:	41,030.0	(11,148.0)	29,882.0	-	-	-	-	-	29,882.0

Redfield Road: Raintree Drive to Hayden Road - (SB56)

Est. Completion: 06/22
Location: Scottsdale Airpark
Project Type: Construction Related

Description: Repave and restripe the existing Redfield Road from 76th Place to Hayden Road as a three-lane minor collector with bike lanes and new ADA sidewalk ramps. The project will connect to the new Raintree Drive at 76th Place.

Funding Sources (In thousands of dollars)	Total Project Cost	ITD Expenditures (Thru 06/21)	Adopted 2021/22	Forecast 2022/23	Forecast 2023/24	Forecast 2024/25	Forecast 2025/26	Future	Total Remaining Budget
Regional Sales Tax - Arterial Life Cycle Program	170.0	-	170.0	-	-	-	-	-	170.0
Transportation 0.2% Sales Tax	72.9	(3.9)	69.0	-	-	-	-	-	69.0
Total:	242.9	(3.9)	239.0	-	-	-	-	-	239.0

Scottsdale Road Overhead Power Undergrounding - (DH09)

Est. Completion: 06/22

Location: Scottsdale Road and Indian Bend adjacent to The Palmeraie Development

Project Type: Construction Related

Description: Design and construction of the undergrounding of Arizona Public Service (APS) overhead power line adjacent to the frontage of the Palmeraie Development on Scottsdale Road.

Funding by Expenditure Category (In thousands of dollars)	Total Project Cost
Construction	750.0
Total:	750.0

Funding Sources (In thousands of dollars)	Total Project Cost	ITD Expenditures (Thru 06/21)	Adopted 2021/22	Forecast 2022/23	Forecast 2023/24	Forecast 2024/25	Forecast 2025/26	Future	Total Remaining Budget
General Fund	750.0	-	750.0	-	-	-	-	-	750.0
Total:	750.0	-	750.0	-	-	-	-	-	750.0

Scottsdale Road: Dixileta Drive to Carefree Highway - (TEMP1972-F)

Est. Completion: 12/25

Location: Scottsdale Road: Dixileta Drive to Carefree Highway

Project Type: Construction Related

Description: Design and construct Scottsdale Road to the ultimate minor arterial cross-section to improve safety, capacity and accessibility for motor vehicles, bicycles and pedestrians.

Funding by Expenditure Category (In thousands of dollars)	Total Project Cost
Administrative Costs	200.0
Construction	6,166.9
Contingency	3,382.3
Design/Construction Admin	200.0
Land/ROW	6,762.2
Salaries	200.0
Total:	16,911.4

Funding Sources (In thousands of dollars)	Total Project Cost	ITD Expenditures (Thru 06/21)	Adopted 2021/22	Forecast 2022/23	Forecast 2023/24	Forecast 2024/25	Forecast 2025/26	Future	Total Remaining Budget
Regional Sales Tax - Arterial Life Cycle Program	11,838.0	-	-	1,400.0	10,438.0	-	-	-	11,838.0
Transportation 0.1% Sales Tax 2019	5,073.4	-	-	600.0	4,473.4	-	-	-	5,073.4
Total:	16,911.4	-	-	2,000.0	14,911.4	-	-	-	16,911.4

Scottsdale Road: Jomax Road to Dixileta Drive - (SG05)

Est. Completion: 06/23

Location: Scottsdale Road: Jomax Road to Dixileta Drive

Project Type: Construction Related

Description: Design and construct Scottsdale Road to the ultimate minor arterial cross section including the major intersections with landscaped median, bike lanes, sidewalks and trails to improve safety, capacity and accessibility for motor vehicles, bicycles and pedestrians.

Funding by Expenditure Category (In thousands of dollars)	Total Project Cost
Administrative Costs	575.0
Art in Public Places	189.0
City Fees	125.0
Construction	16,144.6
Contingency	3,300.0
Design/Construction Admin	2,830.0
Land/ROW	54.0
Salaries	575.0
Total:	23,792.6

Funding Sources (In thousands of dollars)	Total Project Cost	ITD Expenditures (Thru 06/21)	Adopted 2021/22	Forecast 2022/23	Forecast 2023/24	Forecast 2024/25	Forecast 2025/26	Future	Total Remaining Budget
Grant	1,874.2	-	1,874.2	-	-	-	-	-	1,874.2
Regional Sales Tax - Arterial Life Cycle Program	16,659.0	(308.3)	16,350.7	-	-	-	-	-	16,350.7
Transportation 0.1% Sales Tax 2019	5,259.4	(132.1)	5,127.2	-	-	-	-	-	5,127.2
Total:	23,792.6	(440.4)	23,352.1	-	-	-	-	-	23,352.1

Scottsdale Road: Pinnacle Peak Parkway to Jomax Road - (TEMP1970-F)

Est. Completion: 06/26

Location: Scottsdale Road: Pinnacle Peak Parkway to Jomax Road

Project Type: Construction Related

Description: Design and construct Scottsdale Road to the ultimate major arterial cross section from Pinnacle Peak Parkway to Happy Valley Road, and the minor arterial cross-section from Happy Valley Road to Jomax Road to improve safety, capacity and accessibility for motor vehicles, bicycles and pedestrians.

Funding by Expenditure Category (In thousands of dollars)	Total Project Cost
Administrative Costs	257.1
Art in Public Places	25.7
City Fees	25.7
Construction	1,234.3
Contingency	514.3
Design/Construction Admin	257.1
Salaries	257.1
Total:	2,571.4

Funding Sources (In thousands of dollars)	Total Project Cost	ITD Expenditures (Thru 06/21)	Adopted 2021/22	Forecast 2022/23	Forecast 2023/24	Forecast 2024/25	Forecast 2025/26	Future	Total Remaining Budget
Regional Sales Tax - Arterial Life Cycle Program	1,800.0	-	-	-	-	-	1,800.0	-	1,800.0
Transportation 0.1% Sales Tax 2019	771.4	-	-	-	-	-	771.4	-	771.4
Total:	2,571.4	-	-	-	-	-	2,571.4	-	2,571.4

Scottsdale Road: Thompson Peak Parkway to Pinnacle Peak Road Phase II - (TEMP1969-F)

Est. Completion: 06/27

Location: Scottsdale Road: Thompson Peak Parkway to Pinnacle Peak Road

Project Type: Construction Related

Description: Complete Scottsdale Road to the ultimate six-lane major arterial configuration including the major intersections of Thompson Peak Parkway, Deer Valley Road, Williams Drive, and Pinnacle Peak Road to improve safety, capacity and accessibility for motor vehicles, bicycles and pedestrians.

Funding by Expenditure Category (In thousands of dollars)	Total Project Cost
Administrative Costs	437.7
Art in Public Places	87.5
Construction	5,165.0
Contingency	1,750.9
Design/Construction Admin	875.4
Salaries	437.7
Total:	8,754.3

Funding Sources (In thousands of dollars)	Total Project Cost	ITD Expenditures (Thru 06/21)	Adopted 2021/22	Forecast 2022/23	Forecast 2023/24	Forecast 2024/25	Forecast 2025/26	Future	Total Remaining Budget
Regional Sales Tax - Arterial Life Cycle Program	6,128.0	-	-	-	-	-	6,128.0	-	6,128.0
Transportation 0.1% Sales Tax 2019	2,626.3	-	-	-	-	-	2,626.3	-	2,626.3
Total:	8,754.3	-	-	-	-	-	8,754.3	-	8,754.3

Shea Boulevard Intersections: Arizona State Route 101 to 136th Street - (SG06)

Est. Completion: 12/25

Location: Shea Boulevard Intersections

Project Type: Construction Related

Description: Construct capacity, Intelligent Transportation System (ITS), and safety improvements at the Shea Boulevard corridor intersections from Arizona State Route 101 to 136th Street. Design and construct turn lanes, sidewalks, and bike lanes, at multiple locations. If sufficient Arterial Life Cycle Program (ALCP) funding is available, design and construct roundabouts or other intersection improvements at several locations on parallel roadways such as Cactus Road and Mountain View Road to encourage some Shea Boulevard traffic to choose other routes.

Funding by Expenditure Category (In thousands of dollars)	Total Project Cost
Administrative Costs	480.0
Art in Public Places	125.0
City Fees	80.0
Construction	13,219.5
Contingency	2,709.3
Design/Construction Admin	2,381.4
Salaries	480.0
Total:	19,475.3

Funding Sources (In thousands of dollars)	Total Project Cost	ITD Expenditures (Thru 06/21)	Adopted 2021/22	Forecast 2022/23	Forecast 2023/24	Forecast 2024/25	Forecast 2025/26	Future	Total Remaining Budget
Regional Sales Tax - Arterial Life Cycle Program	13,687.0	(262.9)	9,664.1	-	3,760.0	-	-	-	13,424.1
Transportation 0.1% Sales Tax 2019	5,788.3	(112.9)	4,064.0	-	1,611.4	-	-	-	5,675.4
Total:	19,475.3	(375.8)	13,728.1	-	5,371.4	-	-	-	19,099.5

Slurry/Milling Unpaved Alleys - (SH06)

Est. Completion: 12/25

Location: Citywide

Project Type: Construction Related

Description: Mill and apply slurry seal to citywide alleys as part of the Solid Waste campaign to end alley trash pickup and move toward street pickup. For efficiency, Street Operations will work in conjunction with Solid Waste and follow behind them taking the opportunity slurry seal or milling unpaved alleys based on dust complaints, traffic and maintenance accessibility.

Funding by Expenditure Category (In thousands of dollars)	Total Project Cost
Construction	878.3
Salaries	334.3
Total:	1,212.6

Funding Sources (In thousands of dollars)	Total Project Cost	ITD Expenditures (Thru 06/21)	Adopted 2021/22	Forecast 2022/23	Forecast 2023/24	Forecast 2024/25	Forecast 2025/26	Future	Total Remaining Budget
Transportation 0.2% Sales Tax	1,212.6	(51.9)	595.6	265.4	299.7	-	-	-	1,160.7
Total:	1,212.6	(51.9)	595.6	265.4	299.7	-	-	-	1,160.7

Streetlight Replacement - (YI30)

Est. Completion: 06/26

Location: Citywide; primarily in residential neighborhoods south of the Arizona Canal

Project Type: Construction Related

Description: Replace of a portion of the streetlight poles that have reached the end of their useful life. The total inventory of city streetlight poles is 7,400.

Funding by Expenditure Category (In thousands of dollars)	Total Project Cost
Administrative Costs	40.0
Construction	960.0
Total:	1,000.0

Funding Sources (In thousands of dollars)	Total Project Cost	ITD Expenditures (Thru 06/21)	Adopted 2021/22	Forecast 2022/23	Forecast 2023/24	Forecast 2024/25	Forecast 2025/26	Future	Total Remaining Budget
Transportation 0.2% Sales Tax	1,000.0	-	200.0	200.0	200.0	200.0	200.0	-	1,000.0
Total:	1,000.0	-	200.0	200.0	200.0	200.0	200.0	-	1,000.0

Streetlight Replacement - (YH30)

Est. Completion: 06/22

Location: Citywide; primarily in residential neighborhoods south of the Arizona Canal

Project Type: Construction Related

Description: Replace of a portion of the streetlight poles that have reached the end of their useful life. The total inventory of city streetlight poles is 7,400.

Funding by Expenditure Category (In thousands of dollars)	Total Project Cost
Administrative Costs	5.0
Construction	195.0
Total:	200.0

Funding Sources (In thousands of dollars)	Total Project Cost	ITD Expenditures (Thru 06/21)	Adopted 2021/22	Forecast 2022/23	Forecast 2023/24	Forecast 2024/25	Forecast 2025/26	Future	Total Remaining Budget
Transportation 0.2% Sales Tax	200.0	(94.2)	105.8	-	-	-	-	-	105.8
Total:	200.0	(94.2)	105.8	-	-	-	-	-	105.8

Thomas Road: 56th Street to 73rd Street - (SG03)

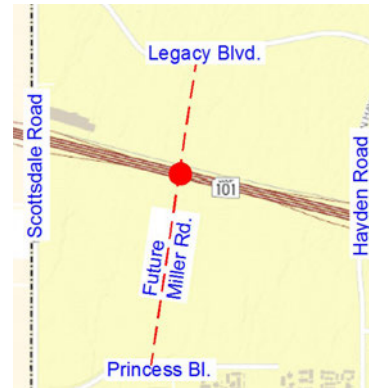
Est. Completion: 12/25

Location: Thomas Road: 56th Street to 73rd Street

Project Type: Construction Related

Description: Design and construct a complete street project that will include left turn bays, bike lanes and pedestrian improvements in the major intersections to improve safety, capacity and accessibility to motor vehicles, bicycles and pedestrians. This project will reduce eastbound Thomas Road from three travel lanes per direction to two travel lanes per direction.

Funding by Expenditure Category (In thousands of dollars)	Total Project Cost
Administrative Costs	194.3
Construction	4,009.2
Design/Construction Admin	605.9
Total:	4,809.3



Funding Sources (In thousands of dollars)	Total Project Cost	ITD Expenditures (Thru 06/21)	Adopted 2021/22	Forecast 2022/23	Forecast 2023/24	Forecast 2024/25	Forecast 2025/26	Future	Total Remaining Budget
Grant	3,682.0	-	3,682.0	-	-	-	-	-	3,682.0
Transportation 0.2% Sales Tax	1,127.4	(87.2)	1,040.2	-	-	-	-	-	1,040.2
Total:	4,809.3	(87.2)	4,722.1	-	-	-	-	-	4,722.1

Widen 98th Street North of McDowell Mountain Ranch Road to Improve Access - (SI02)

Est. Completion: 09/25

Location: 98th Street: North of McDowell Mountain Road / WestWorld and south of Notre Dame Preparatory High School

Project Type: Construction Related

Description: Construct the west half-street adjacent to WestWorld (one-eighth mile length) including potential roundabout at McDowell Mountain Ranch Road intersection.

Funding by Expenditure Category (In thousands of dollars)	Total Project Cost
Administrative Costs	32.5
Art in Public Places	11.4
City Fees	5.4
Construction	903.0
Contingency	180.6
Design/Construction Admin	162.5
Salaries	32.5
Total:	1,327.9



Funding Sources (In thousands of dollars)	Total Project Cost	ITD Expenditures (Thru 06/21)	Adopted 2021/22	Forecast 2022/23	Forecast 2023/24	Forecast 2024/25	Forecast 2025/26	Future	Total Remaining Budget
Transportation 0.2% Sales Tax	1,327.9	-	1,327.9	-	-	-	-	-	1,327.9
Total:	1,327.9	-	1,327.9	-	-	-	-	-	1,327.9

Camelback Road and Saddlebag Trail Pedestrian Hybrid Beacon - (TH06)

Est. Completion: 12/22

Location: Intersection of Camelback Road and Saddlebag Trail

Project Type: Construction Related

Description: Construct a Pedestrian Hybrid Beacon at the intersection of Camelback Road and Saddlebag Trail.

Funding by Expenditure Category (In thousands of dollars)	Total Project Cost
Construction	264.5
Total:	264.5

Funding Sources (In thousands of dollars)	Total Project Cost	ITD Expenditures (Thru 06/21)	Adopted 2021/22	Forecast 2022/23	Forecast 2023/24	Forecast 2024/25	Forecast 2025/26	Future	Total Remaining Budget
MAG Roadway Safety Program	264.5	-	264.5	-	-	-	-	-	264.5
Total:	264.5	-	264.5	-	-	-	-	-	264.5

Intelligent Transportation System (ITS) Infrastructure and Network Improvements - (TH05)

Est. Completion: 06/22

Location: Citywide

Project Type: Construction Related

Description: Improve Intelligent Transportation System (ITS) infrastructure, including vehicle detection systems, cabinets, controllers and fiber network infrastructure.

Funding by Expenditure Category (In thousands of dollars)	Total Project Cost
Construction	3,527.2
Total:	3,527.2

Funding Sources (In thousands of dollars)	Total Project Cost	ITD Expenditures (Thru 06/21)	Adopted 2021/22	Forecast 2022/23	Forecast 2023/24	Forecast 2024/25	Forecast 2025/26	Future	Total Remaining Budget
Grant	2,527.2	-	2,527.2	-	-	-	-	-	2,527.2
Transportation 0.2% Sales Tax	1,000.0	(0.8)	999.2	-	-	-	-	-	999.2
Total:	3,527.2	(0.8)	3,526.4	-	-	-	-	-	3,526.4

Neighborhood Traffic Management Program - (YH21)

Est. Completion: 06/22

Location: Citywide

Project Type: Construction Related

Description: Modify streets throughout Scottsdale to reduce traffic speed and volume, such as narrowing travel lanes with medians or restricting turning movements with barriers. These modifications are made exclusively at the request of neighborhood residents.

Funding by Expenditure Category (In thousands of dollars)	Total Project Cost
Administrative Costs	10.0
Construction	170.0
Contingency	20.0
Design/Construction Admin	40.0
Salaries	10.0
Total:	250.0

Funding Sources (In thousands of dollars)	Total Project Cost	ITD Expenditures (Thru 06/21)	Adopted 2021/22	Forecast 2022/23	Forecast 2023/24	Forecast 2024/25	Forecast 2025/26	Future	Total Remaining Budget
Transportation 0.2% Sales Tax	250.0	(50.0)	200.0	-	-	-	-	-	200.0
Total:	250.0	(50.0)	200.0	-	-	-	-	-	200.0

Neighborhood Traffic Management Program - (YI21)

Est. Completion: 06/26

Location: Citywide

Project Type: Construction Related

Description: Modify streets throughout Scottsdale to reduce traffic speed and volume, such as narrowing travel lanes with medians or restricting turning movements with barriers. These modifications are made exclusively at the request of neighborhood residents.

Funding by Expenditure Category (In thousands of dollars)	Total Project Cost
Administrative Costs	50.0
Construction	850.0
Contingency	100.0
Design/Construction Admin	200.0
Salaries	50.0
Total:	1,250.0

Funding Sources (In thousands of dollars)	Total Project Cost	ITD Expenditures (Thru 06/21)	Adopted 2021/22	Forecast 2022/23	Forecast 2023/24	Forecast 2024/25	Forecast 2025/26	Future	Total Remaining Budget
Transportation 0.2% Sales Tax	1,250.0	-	250.0	250.0	250.0	250.0	250.0	-	1,250.0
Total:	1,250.0	-	250.0	250.0	250.0	250.0	250.0	-	1,250.0

Roadway Capacity & Safety Improvements - (YH19)

Est. Completion: 06/22

Location: Citywide

Project Type: Construction Related

Description: Modify roadways throughout Scottsdale in order to make the street system work more efficiently, and to improve safety and capacity. Improvements include adding and lengthening left-turn or right-turn lanes, building missing short segments of through travel lanes and adding medians.

Funding by Expenditure Category (In thousands of dollars)	Total Project Cost
Administrative Costs	29.5
Construction	737.7
Contingency	29.5
Design/Construction Admin	73.8
Salaries	29.5
Total:	900.0

Funding Sources (In thousands of dollars)	Total Project Cost	ITD Expenditures (Thru 06/21)	Adopted 2021/22	Forecast 2022/23	Forecast 2023/24	Forecast 2024/25	Forecast 2025/26	Future	Total Remaining Budget
Transportation 0.2% Sales Tax	900.0	(233.7)	666.3	-	-	-	-	-	666.3
Total:	900.0	(233.7)	666.3	-	-	-	-	-	666.3

Roadway Capacity & Safety Improvements - (YI19)

Est. Completion: 06/26

Location: Citywide

Project Type: Construction Related

Description: Modify roadways throughout Scottsdale in order to make the street system work more efficiently, and to improve safety and capacity. Improvements include adding and lengthening left-turn or right-turn lanes, building missing short segments of through travel lanes and adding medians.

Funding by Expenditure Category (In thousands of dollars)	Total Project Cost
Administrative Costs	147.5
Construction	3,688.5
Contingency	147.5
Design/Construction Admin	368.9
Salaries	147.5
Total:	4,500.0

Funding Sources (In thousands of dollars)	Total Project Cost	ITD Expenditures (Thru 06/21)	Adopted 2021/22	Forecast 2022/23	Forecast 2023/24	Forecast 2024/25	Forecast 2025/26	Future	Total Remaining Budget
Transportation 0.2% Sales Tax	4,500.0	-	900.0	900.0	900.0	900.0	900.0	-	4,500.0
Total:	4,500.0	-	900.0	900.0	900.0	900.0	900.0	-	4,500.0

Shared-Use Path Sign Program - (TH01)

Est. Completion: 06/22

Location: Indian Bend Wash, Camelback Walk and Salt River Canal Paths

Project Type: Construction Related

Description: Fabricate and install signage along and connect to major shared-use path corridors to assist emergency response and provide guidance to path users.

Funding by Expenditure Category (In thousands of dollars)	Total Project Cost
Administrative Costs	28.2
City Fees	14.1
Contingency	92.0
Machinery and Equipment	640.2
Salaries	28.2
Total:	802.6

Funding Sources (In thousands of dollars)	Total Project Cost	ITD Expenditures (Thru 06/21)	Adopted 2021/22	Forecast 2022/23	Forecast 2023/24	Forecast 2024/25	Forecast 2025/26	Future	Total Remaining Budget
Transportation 0.2% Sales Tax	802.6	(0.2)	802.4	-	-	-	-	-	802.4
Total:	802.6	(0.2)	802.4	-	-	-	-	-	802.4

Traffic Signal Construction - (YH23)

Est. Completion: 06/22

Location: Citywide

Project Type: Construction Related

Description: Install new traffic and pedestrian signals and relocate existing signals to improve signal timing and public safety. The project will accommodate changes to traffic and pedestrian patterns in Scottsdale as the city develops.

Funding by Expenditure Category (In thousands of dollars)	Total Project Cost
Construction	285.0
Contingency	40.0
Total:	325.0

Funding Sources (In thousands of dollars)	Total Project Cost	ITD Expenditures (Thru 06/21)	Adopted 2021/22	Forecast 2022/23	Forecast 2023/24	Forecast 2024/25	Forecast 2025/26	Future	Total Remaining Budget
In-Lieu Fees Transportation	25.0	-	25.0	-	-	-	-	-	25.0
Transportation 0.2% Sales Tax	300.0	(90.8)	209.2	-	-	-	-	-	209.2
Total:	325.0	(90.8)	234.2	-	-	-	-	-	234.2

Traffic Signal Construction - (Y123)

Est. Completion: 06/26

Location: Citywide

Project Type: Construction Related

Description: Install new traffic and pedestrian signals and relocate existing signals to improve signal timing and public safety. The project will accommodate changes to traffic and pedestrian patterns in Scottsdale as the city develops.

Funding by Expenditure Category (In thousands of dollars)	Total Project Cost
Construction	2,600.0
Contingency	400.0
Total:	3,000.0

Funding Sources (In thousands of dollars)	Total Project Cost	ITD Expenditures (Thru 06/21)	Adopted 2021/22	Forecast 2022/23	Forecast 2023/24	Forecast 2024/25	Forecast 2025/26	Future	Total Remaining Budget
Transportation 0.2% Sales Tax	3,000.0	-	600.0	600.0	600.0	600.0	600.0	-	3,000.0
Total:	3,000.0	-	600.0	600.0	600.0	600.0	600.0	-	3,000.0

18 - Build Roadway and Pedestrian Improvements along 2nd Street from Drinkwater Boulevard to Goldwater Boulevard - (DH03)

Est. Completion: 10/22

Location: Old Town Scottsdale

Project Type: Construction Related

Description: Widen and repair sidewalks, add bike lanes, new landscaping and pedestrian lighting, and build two pocket parks to help create a better pedestrian experience in this portion of Old Town Scottsdale per the Main Street Streetscape and Pedestrian Design plan.

Funding by Expenditure Category (In thousands of dollars)	Total Project Cost
Administrative Costs	56.7
Art in Public Places	15.9
City Fees	28.4
Construction	1,181.8
Contingency	293.1
Design/Construction Admin	212.7
Salaries	56.7
Total:	1,845.4

Funding Sources (In thousands of dollars)	Total Project Cost	ITD Expenditures (Thru 06/21)	Adopted 2021/22	Forecast 2022/23	Forecast 2023/24	Forecast 2024/25	Forecast 2025/26	Future	Total Remaining Budget
General Fund	-	(1.1)	(1.1)	-	-	-	-	-	(1.1)
2019 GO Bond - Q2 20% - Community Spaces & Infrastructure	1,845.4	(11.2)	1,834.3	-	-	-	-	-	1,834.3
Total:	1,845.4	(12.3)	1,833.1	-	-	-	-	-	1,833.1

19 - Build Roadway and Pedestrian Improvements along Marshall Way North of Indian School Road - (TEMP2124-F)

Est. Completion: 10/27

Location: Downtown Scottsdale

Project Type: Construction Related

Description: Narrow the traffic lanes and widen sidewalks, add bike lanes, new landscaping and pedestrian lighting and add at least two pocket parks to improve the pedestrian experience in this portion of Old Town Scottsdale. The focus of this project is the section of Marshall Way from Indian School Road north to 5th Avenue; Marshall Way has long been envisioned as a major pedestrian corridor connecting the northern and southern ends of Goldwater Boulevard. This project implements recommendations of a handful of planning efforts including the Tourism Strategic Plan, Downtown 2.0, the Public Spaces Master Plan, and the Economic Development Strategic Plan as well as the City of Scottsdale General Plan 2001 and the Old Town Scottsdale Character Area Plan.

Funding by Expenditure Category (In thousands of dollars)	Total Project Cost
Administrative Costs	43.2
Art in Public Places	13.2
Construction	1,316.2
Contingency	223.1
Design/Construction Admin	161.9
Salaries	43.2
Total:	1,800.8

Funding Sources (In thousands of dollars)	Total Project Cost	ITD Expenditures (Thru 06/21)	Adopted 2021/22	Forecast 2022/23	Forecast 2023/24	Forecast 2024/25	Forecast 2025/26	Future	Total Remaining Budget
2019 GO Bond - Q2 20% - Community Spaces & Infrastructure	1,800.8	-	-	-	-	-	-	1,800.8	1,800.8
Total:	1,800.8	-	-	-	-	-	-	1,800.8	1,800.8

20 - Build Roadway and Pedestrian Improvements along Main Street from Scottsdale Road to Brown Avenue - (TEMP2134-F)

Est. Completion: 10/29

Location: Historic Old Town Scottsdale, Main Street from Scottsdale Road east to Brown Avenue

Project Type: Construction Related

Description: Design and build streetscape and pedestrian improvements from Scottsdale Road east to Brown Avenue in Historic Old Town. Main Street has long been envisioned as a major east/west pedestrian corridor; this project would create a better pedestrian experience via improved sidewalks, lighting and landscaping and two pocket parks. This project implements recommendations of a handful of planning efforts including the Tourism Strategic Plan, Downtown 2.0, the Public Spaces Master Plan, and the Economic Development Strategic Plan as well as the City of Scottsdale General Plan 2001 and the Old Town Scottsdale Character Area Plan.

Funding by Expenditure Category (In thousands of dollars)	Total Project Cost
Administrative Costs	18.3
Art in Public Places	8.0
Construction	787.0
Contingency	94.3
Design/Construction Admin	68.4
Salaries	18.3
Total:	994.2

Funding Sources (In thousands of dollars)	Total Project Cost	ITD Expenditures (Thru 06/21)	Adopted 2021/22	Forecast 2022/23	Forecast 2023/24	Forecast 2024/25	Forecast 2025/26	Future	Total Remaining Budget
2019 GO Bond - Q2 20% - Community Spaces & Infrastructure	994.2	-	-	-	-	-	-	994.2	994.2
Total:	994.2	-	-	-	-	-	-	994.2	994.2

43 - Improve 5th Avenue from Scottsdale Road to Goldwater Boulevard - (TEMP2264-F)

Est. Completion: 10/30

Location: Old Town Scottsdale

Project Type: Construction Related

Description: Modify the size of traffic lanes, widen sidewalks, add bike lanes, improve street landscaping elements, and replace and improve street and pedestrian lighting on 5th Avenue from Scottsdale Road to Goldwater Boulevard.

Funding by Expenditure Category (In thousands of dollars)	Total Project Cost
Administrative Costs	109.7
Art in Public Places	30.8
City Fees	54.9
Construction	2,286.2
Contingency	567.0
Design/Construction Admin	411.5
Salaries	109.7
Total:	3,569.9

Funding Sources (In thousands of dollars)	Total Project Cost	ITD Expenditures (Thru 06/21)	Adopted 2021/22	Forecast 2022/23	Forecast 2023/24	Forecast 2024/25	Forecast 2025/26	Future	Total Remaining Budget
2019 GO Bond - Q2 20% - Community Spaces & Infrastructure	3,569.9	-	-	-	-	-	-	3,569.9	3,569.9
Total:	3,569.9	-	-	-	-	-	-	3,569.9	3,569.9

Arizona Canal Path Public Art Project - (TE02)

Est. Completion: 06/22

Location: Arizona Canal from Chaparral Road to McDonald Road

Project Type: Construction Related

Description: Design and construct the public art component of the Arizona Canal Path - Chaparral to McDonald to Indian Bend Wash project.

Funding by Expenditure Category (In thousands of dollars)	Total Project Cost
Administrative Costs	22.0
Art in Public Places	55.0
Construction	511.0
Contingency	50.0
Salaries	11.0
Total:	649.0

Funding Sources (In thousands of dollars)	Total Project Cost	ITD Expenditures (Thru 06/21)	Adopted 2021/22	Forecast 2022/23	Forecast 2023/24	Forecast 2024/25	Forecast 2025/26	Future	Total Remaining Budget
Transportation 0.2% Sales Tax	649.0	(46.4)	602.6	-	-	-	-	-	602.6
Total:	649.0	(46.4)	602.6	-	-	-	-	-	602.6

Bikeways Program - (YI28)

Est. Completion: 06/26

Location: Citywide

Project Type: Construction Related

Description: Improve bicycle and shared-use paths throughout Scottsdale by making connections between missing segments of paved travel ways for bicyclists, pedestrians, and wheelchairs. The project will focus on missing path segments adjacent to canals, in facilities such as Indian Bend Wash, and bicycle lanes on streets.

Funding by Expenditure Category (In thousands of dollars)	Total Project Cost
Administrative Costs	75.0
Construction	1,500.0
Contingency	150.0
Design/Construction Admin	200.0
Salaries	75.0
Total:	2,000.0

Funding Sources (In thousands of dollars)	Total Project Cost	ITD Expenditures (Thru 06/21)	Adopted 2021/22	Forecast 2022/23	Forecast 2023/24	Forecast 2024/25	Forecast 2025/26	Future	Total Remaining Budget
Transportation 0.2% Sales Tax	2,000.0	-	400.0	400.0	400.0	400.0	400.0	-	2,000.0
Total:	2,000.0	-	400.0	400.0	400.0	400.0	400.0	-	2,000.0

Bikeways Program - (YH28)

Est. Completion: 06/26

Location: Citywide

Project Type: Construction Related

Description: Improve bicycle and shared-use paths throughout Scottsdale by making connections between missing segments of paved travel ways for bicyclists, pedestrians, and wheelchairs. The project will focus on missing path segments adjacent to canals, in facilities such as Indian Bend Wash, and bicycle lanes on streets.

Funding by Expenditure Category (In thousands of dollars)	Total Project Cost
Administrative Costs	15.0
Construction	300.0
Contingency	30.0
Design/Construction Admin	40.0
Salaries	15.0
Total:	400.0

Funding Sources (In thousands of dollars)	Total Project Cost	ITD Expenditures (Thru 06/21)	Adopted 2021/22	Forecast 2022/23	Forecast 2023/24	Forecast 2024/25	Forecast 2025/26	Future	Total Remaining Budget
Transportation 0.2% Sales Tax	400.0	(276.5)	123.5	-	-	-	-	-	123.5
Total:	400.0	(276.5)	123.5	-	-	-	-	-	123.5

Buffered Bike Lane Installation - (TH04)

Est. Completion: 06/23

Location: Citywide

Project Type: Construction Related

Description: Design and install roadway markings for approximately 30 lane miles of buffered bike lanes on low to moderate volume roadways. The project will include a striped buffer two feet to six feet wide that separates the travel lane to the bike lane. When the distance is greater than three feet wide, the buffer will include cross hatched striping.

Funding by Expenditure Category (In thousands of dollars)	Total Project Cost
Construction	840.0
Contingency	240.0
Design/Construction Admin	120.0
Total:	1,200.0

Funding Sources (In thousands of dollars)	Total Project Cost	ITD Expenditures (Thru 06/21)	Adopted 2021/22	Forecast 2022/23	Forecast 2023/24	Forecast 2024/25	Forecast 2025/26	Future	Total Remaining Budget
Transportation 0.2% Sales Tax	1,200.0	(224.8)	575.2	400.0	-	-	-	-	975.2
Total:	1,200.0	(224.8)	575.2	400.0	-	-	-	-	975.2

Downtown Main Street Streetscape & Pedestrian Improvements - (DE03)

Est. Completion: 06/22

Location: Main Street from 69th Street to Scottsdale Road

Project Type: Construction Related

Description: Design and construct bicycle lanes, sidewalks and roadside landscaping, and replace street and pedestrian lighting. Promote Main Street as a major east/west pedestrian corridor traversing downtown from 69th Street to Brown Avenue and the Civic Center Mall.

Funding by Expenditure Category (In thousands of dollars)	Total Project Cost
Administrative Costs	142.5
City Fees	27.4
Construction	1,507.6
Contingency	273.8
Design/Construction Admin	267.2
Salaries	71.3
Total:	2,289.7

Funding Sources (In thousands of dollars)	Total Project Cost	ITD Expenditures (Thru 06/21)	Adopted 2021/22	Forecast 2022/23	Forecast 2023/24	Forecast 2024/25	Forecast 2025/26	Future	Total Remaining Budget
General Fund	2,289.7	(148.5)	2,141.3	-	-	-	-	-	2,141.3
Total:	2,289.7	(148.5)	2,141.3	-	-	-	-	-	2,141.3

Hualapai Drive: Hayden Road to Pima Road - (TG01)

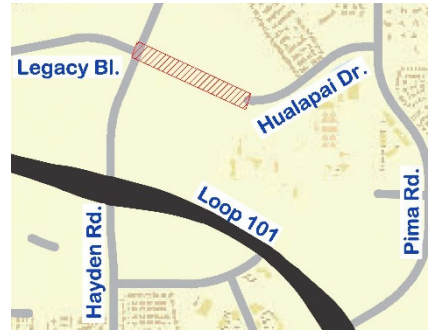
Est. Completion: 06/24

Location: Hualapai Drive north of the Scottsdale Water Campus from Hayden Road to Pima Road

Project Type: Construction Related

Description: Design and construct the ultimate minor arterial configuration of Hualapai Road, including major intersections. This project will provide a new east-west connection between Hayden Road and Pima Road.

Funding by Expenditure Category (In thousands of dollars)	Total Project Cost
Administrative Costs	243.3
Art in Public Places	93.3
City Fees	31.0
Construction	5,344.5
Contingency	1,032.5
Design/Construction Admin	619.5
Land/ROW	3,150.0
Salaries	185.9
Total:	10,700.0



Funding Sources (In thousands of dollars)	Total Project Cost	ITD Expenditures (Thru 06/21)	Adopted 2021/22	Forecast 2022/23	Forecast 2023/24	Forecast 2024/25	Forecast 2025/26	Future	Total Remaining Budget
Regional Sales Tax - Arterial Life Cycle Program	7,490.0	(35.0)	3,115.0	4,340.0	-	-	-	-	7,455.0
Transportation 0.1% Sales Tax 2019	3,210.0	(15.0)	1,335.0	1,860.0	-	-	-	-	3,195.0
Total:	10,700.0	(50.0)	4,450.0	6,200.0	-	-	-	-	10,650.0

Old Town Pedestrian Improvements - (TD01)

Est. Completion: 06/22

Location: Old Town Scottsdale

Project Type: Construction Related

Description: Design and construct pedestrian improvements including continuous sidewalk corridors, widen narrow sidewalks, add accessible ramps where needed, modify sidewalk to conform to Americans with Disabilities Act (ADA) requirements and install pedestrian related amenities such as lighting along these areas as appropriate.

Funding Sources (In thousands of dollars)	Total Project Cost	ITD Expenditures (Thru 06/21)	Adopted 2021/22	Forecast 2022/23	Forecast 2023/24	Forecast 2024/25	Forecast 2025/26	Future	Total Remaining Budget
Transportation 0.2% Sales Tax	3,541.1	(1,868.1)	1,673.0	-	-	-	-	-	1,673.0
Total:	3,541.1	(1,868.1)	1,673.0	-	-	-	-	-	1,673.0

Pedestrian Crossing Improvements - (TH03)

Est. Completion: 06/22

Location: Citywide

Project Type: Construction Related

Description: Design and construct High-Intensity Activated crossWalk beacons (HAWKS), Rectangular Rapid Flash Beacons (RRFBs), and pedestrian refuges at sites recommended through various safety studies including the Pedestrian Crossing study completed for Scottsdale by MAG in 2019.

Funding by Expenditure Category (In thousands of dollars)	Total Project Cost
Construction	1,005.0
Contingency	280.0
Design/Construction Admin	140.0
Total:	1,425.0

Funding Sources (In thousands of dollars)	Total Project Cost	ITD Expenditures (Thru 06/21)	Adopted 2021/22	Forecast 2022/23	Forecast 2023/24	Forecast 2024/25	Forecast 2025/26	Future	Total Remaining Budget
Grant	250.0	-	250.0	-	-	-	-	-	250.0
In-Lieu Fees Transportation	25.0	(25.0)	-	-	-	-	-	-	-
Transportation 0.2% Sales Tax	1,150.0	(410.1)	739.9	-	-	-	-	-	739.9
Total:	1,425.0	(435.1)	989.9	-	-	-	-	-	989.9

Pima Road: Jomax Road to Dynamite Boulevard - (TEMP2302-F)

Est. Completion: 06/25

Location: Pima Road: Dynamite Road to Jomax Road

Project Type: Construction Related

Description: Design and construct Pima Road to the ultimate four-lane minor arterial cross section to improve safety, capacity and accessibility for motor vehicles, bicycles and pedestrians.

Funding by Expenditure Category (In thousands of dollars)	Total Project Cost
Construction	10,247.8
Design/Construction Admin	698.4
Land/ROW	770.9
Total:	11,717.1

Funding Sources (In thousands of dollars)	Total Project Cost	ITD Expenditures (Thru 06/21)	Adopted 2021/22	Forecast 2022/23	Forecast 2023/24	Forecast 2024/25	Forecast 2025/26	Future	Total Remaining Budget
Regional Sales Tax - Arterial Life Cycle Program	8,202.0	-	-	-	8,202.0	-	-	-	8,202.0
Transportation 0.1% Sales Tax 2019	3,515.1	-	-	-	3,515.1	-	-	-	3,515.1
Total:	11,717.1	-	-	-	11,717.1	-	-	-	11,717.1

Pima Road: Las Piedras to Stagecoach Pass - (TEMP2303-F)

Est. Completion: 06/25

Location: Pima Road: Las Piedras to Stagecoach Pass

Project Type: Construction Related

Description: Design and construct Pima Road between Las Piedras and Stagecoach Pass to the ultimate four-lane minor arterial cross section to improve safety, capacity and accessibility for motor vehicles, bicycles and pedestrians.

Funding by Expenditure Category (In thousands of dollars)	Total Project Cost
Construction	15,896.4
Design/Construction Admin	4,754.8
Land/ROW	5,248.8
Total:	25,900.0

Funding Sources (In thousands of dollars)	Total Project Cost	ITD Expenditures (Thru 06/21)	Adopted 2021/22	Forecast 2022/23	Forecast 2023/24	Forecast 2024/25	Forecast 2025/26	Future	Total Remaining Budget
Regional Sales Tax - Arterial Life Cycle Program	18,130.0	-	-	-	18,130.0	-	-	-	18,130.0
Transportation 0.1% Sales Tax 2019	7,770.0	-	-	-	7,770.0	-	-	-	7,770.0
Total:	25,900.0	-	-	-	25,900.0	-	-	-	25,900.0

Scottsdale Road and Palm Lane Hybrid Beacon - (TG03)

Est. Completion: 06/22

Location: Intersection of Hayden Road and Thomas Road

Project Type: Construction Related

Description: Provide a traffic control device to improve safety and enhance awareness of the pedestrian crossing.

Funding by Expenditure Category (In thousands of dollars)	Total Project Cost
Administrative Costs	7.2
Art in Public Places	2.5
City Fees	1.2
Construction	180.8
Contingency	40.0
Design/Construction Admin	36.0
Salaries	7.2
Total:	275.0

Funding Sources (In thousands of dollars)	Total Project Cost	ITD Expenditures (Thru 06/21)	Adopted 2021/22	Forecast 2022/23	Forecast 2023/24	Forecast 2024/25	Forecast 2025/26	Future	Total Remaining Budget
In-Lieu Fees Transportation	40.0	(40.0)	-	-	-	-	-	-	-
MAG Roadway Safety Program	185.1	(185.1)	-	-	-	-	-	-	-
Transportation 0.2% Sales Tax	49.9	(19.9)	30.0	-	-	-	-	-	30.0
Total:	275.0	(245.0)	30.0	-	-	-	-	-	30.0

Shea Underpass Access at 124th Street - (TB66)

Est. Completion: 12/22

Location: Shea Boulevard east of 124th Street

Project Type: Construction Related

Description: Design and construct a concrete shared use path and an unpaved trail between Sahuaro Drive and Via Linda Road including access to an existing tunnel under Shea Boulevard.

Funding Sources (In thousands of dollars)	Total Project Cost	ITD Expenditures (Thru 06/21)	Adopted 2021/22	Forecast 2022/23	Forecast 2023/24	Forecast 2024/25	Forecast 2025/26	Future	Total Remaining Budget
Grant	1,253.0	(1,130.7)	122.4	-	-	-	-	-	122.4
In Lieu Fees	20.7	(20.7)	-	-	-	-	-	-	-
In-Lieu Fees Transportation	42.3	(42.3)	-	-	-	-	-	-	-
Regional Sales Tax - Arterial Life Cycle Program	428.4	(204.1)	224.3	-	-	-	-	-	224.3
Transportation 0.2% Sales Tax	1,013.0	(857.3)	155.7	-	-	-	-	-	155.7
Total:	2,757.5	(2,255.0)	502.4	-	-	-	-	-	502.4

Sidewalk Improvements - (YH20)

Est. Completion: 06/26

Location: Citywide

Project Type: Construction Related

Description: Design and construct missing segments of sidewalks to improve connectivity and repair sidewalks that require more than routine maintenance to enhance the sidewalk system in Scottsdale.

Funding by Expenditure Category (In thousands of dollars)	Total Project Cost
Administrative Costs	8.0
Construction	150.5
Contingency	10.5
Design/Construction Admin	21.0
Salaries	10.0
Total:	200.0

Funding Sources (In thousands of dollars)	Total Project Cost	ITD Expenditures (Thru 06/21)	Adopted 2021/22	Forecast 2022/23	Forecast 2023/24	Forecast 2024/25	Forecast 2025/26	Future	Total Remaining Budget
Transportation 0.2% Sales Tax	200.0	(1.0)	199.0	-	-	-	-	-	199.0
Total:	200.0	(1.0)	199.0	-	-	-	-	-	199.0

Sidewalk Improvements - (YI20)

Est. Completion: 06/26

Location: Citywide

Project Type: Construction Related

Description: Design and construct missing segments of sidewalks to improve connectivity and repair sidewalks that require more than routine maintenance to enhance the sidewalk system in Scottsdale.

Funding by Expenditure Category (In thousands of dollars)	Total Project Cost
Administrative Costs	40.0
Construction	752.5
Contingency	52.5
Design/Construction Admin	105.0
Salaries	50.0
Total:	1,000.0

Funding Sources (In thousands of dollars)	Total Project Cost	ITD Expenditures (Thru 06/21)	Adopted 2021/22	Forecast 2022/23	Forecast 2023/24	Forecast 2024/25	Forecast 2025/26	Future	Total Remaining Budget
Transportation 0.2% Sales Tax	1,000.0	-	200.0	200.0	200.0	200.0	200.0	-	1,000.0
Total:	1,000.0	-	200.0	200.0	200.0	200.0	200.0	-	1,000.0

Trail Improvement Program - (YI18)

Est. Completion: 06/26

Location: Citywide

Project Type: Construction Related

Description: Build missing segments of unpaved trails for hikers, equestrians, and mountain bicyclists.

Funding by Expenditure Category (In thousands of dollars)	Total Project Cost
Administrative Costs	75.0
Construction	500.0
Contingency	150.0
Design/Construction Admin	200.0
Salaries	75.0
Total:	1,000.0

Funding Sources (In thousands of dollars)	Total Project Cost	ITD Expenditures (Thru 06/21)	Adopted 2021/22	Forecast 2022/23	Forecast 2023/24	Forecast 2024/25	Forecast 2025/26	Future	Total Remaining Budget
Transportation 0.2% Sales Tax	1,000.0	-	200.0	200.0	200.0	200.0	200.0	-	1,000.0
Total:	1,000.0	-	200.0	200.0	200.0	200.0	200.0	-	1,000.0

Trail Improvement Program - (YH18)

Est. Completion: 06/26

Location: Citywide

Project Type: Construction Related

Description: Build missing segments of unpaved trails for hikers, equestrians, and mountain bicyclists.

Funding by Expenditure Category (In thousands of dollars)	Total Project Cost
Administrative Costs	15.0
Construction	101.6
Contingency	30.0
Design/Construction Admin	40.0
Salaries	15.0
Total:	201.6

Funding Sources (In thousands of dollars)	Total Project Cost	ITD Expenditures (Thru 06/21)	Adopted 2021/22	Forecast 2022/23	Forecast 2023/24	Forecast 2024/25	Forecast 2025/26	Future	Total Remaining Budget
In-Lieu Fees Transportation	1.6	-	1.6	-	-	-	-	-	1.6
Transportation 0.2% Sales Tax	200.0	(14.7)	185.3	-	-	-	-	-	185.3
Total:	201.6	(14.7)	186.9	-	-	-	-	-	186.9

Transit Stop Improvements - (YH32)

Est. Completion: 06/26

Location: Citywide

Project Type: Construction Related

Description: Implement transit stop modifications that include shade, benches and bicycle racks to comply with city standards and federal requirements, and enhance the transit stop system in Scottsdale.

Funding by Expenditure Category (In thousands of dollars)	Total Project Cost
Administrative Costs	5.0
Construction	270.0
Design/Construction Admin	20.0
Salaries	5.0
Total:	300.0

Funding Sources (In thousands of dollars)	Total Project Cost	ITD Expenditures (Thru 06/21)	Adopted 2021/22	Forecast 2022/23	Forecast 2023/24	Forecast 2024/25	Forecast 2025/26	Future	Total Remaining Budget
Transportation 0.2% Sales Tax	300.0	(0.2)	299.8	-	-	-	-	-	299.8
Total:	300.0	(0.2)	299.8	-	-	-	-	-	299.8

Transit Stop Improvements - (YI32)

Est. Completion: 06/26

Location: Citywide

Project Type: Construction Related

Description: Implement transit stop modifications that include shade, benches and bicycle racks to comply with city standards and federal requirements, and enhance the transit stop system in Scottsdale.

Funding by Expenditure Category (In thousands of dollars)	Total Project Cost
Administrative Costs	25.0
Construction	1,370.0
Design/Construction Admin	80.0
Salaries	25.0
Total:	1,500.0

Funding Sources (In thousands of dollars)	Total Project Cost	ITD Expenditures (Thru 06/21)	Adopted 2021/22	Forecast 2022/23	Forecast 2023/24	Forecast 2024/25	Forecast 2025/26	Future	Total Remaining Budget
Transportation 0.2% Sales Tax	1,500.0	-	300.0	300.0	300.0	300.0	300.0	-	1,500.0
Total:	1,500.0	-	300.0	300.0	300.0	300.0	300.0	-	1,500.0

Trolley Vehicle Purchase - (TEMP2526)

Est. Completion: 06/25

Location: Citywide

Project Type: Construction Related

Description: Purchase 13 trolley buses to replace the existing (nine trolley buses purchased in 2013 and four trolley buses purchased in 2014) that will meet their useful life based on the years of service.

Funding by Expenditure Category (In thousands of dollars)	Total Project Cost
Machinery and Equipment	8,125.0
Total:	8,125.0

Funding Sources (In thousands of dollars)	Total Project Cost	ITD Expenditures (Thru 06/21)	Adopted 2021/22	Forecast 2022/23	Forecast 2023/24	Forecast 2024/25	Forecast 2025/26	Future	Total Remaining Budget
CIP Regional Sales Tax - Transit	1,218.8	-	-	-	-	1,218.8	-	-	1,218.8
Grant	6,906.3	-	-	-	-	6,906.3	-	-	6,906.3
Total:	8,125.0	-	-	-	-	8,125.0	-	-	8,125.0

Trolley Vehicle Purchases - (TG02)

Est. Completion: 06/22

Location: Citywide

Project Type: Construction Related

Description: Purchase three trolley buses.

Funding by Expenditure Category (In thousands of dollars)	Total Project Cost
Machinery and Equipment	2,025.0
Total:	2,025.0

Funding Sources (In thousands of dollars)	Total Project Cost	ITD Expenditures (Thru 06/21)	Adopted 2021/22	Forecast 2022/23	Forecast 2023/24	Forecast 2024/25	Forecast 2025/26	Future	Total Remaining Budget
CIP Regional Sales Tax - Transit	303.8	(252.1)	51.7	-	-	-	-	-	51.7
Grant	1,721.3	(1,428.4)	292.8	-	-	-	-	-	292.8
Total:	2,025.0	(1,680.5)	344.5	-	-	-	-	-	344.5



Scottsdale Civic Center Aerial View
Courtesy of the Scottsdale Historical Society and Scottsdale Public Library

(In thousands of dollars)

Water Management

Water Management focuses on coordinating land use and infrastructure planning within the context of financial demands and available resources. The program achieves this goal by delivering safe, reliable water and providing water reclamation services. This program also reflects the city's commitment to federal and state regulations. Approximately 39.8 percent (\$326.9 million) of the CIP has been identified to address the water and water reclamation needs of the city.

Project	Adopted 2021/22	Forecast 2022/23	Forecast 2023/24	Forecast 2024/25	Forecast 2025/26	Future	Total	Page
Water Management								
Wastewater Improvements								
Advance Water Treatment Plant Membranes - Wastewater (VB69)	1,466.5	500.0	800.0	830.0	350.0	-	3,946.5	244
Camelback Road Sewer Improvements (VI01)	1,234.0	-	-	-	-	-	1,234.0	244
Capital Asset Replacement and System Upgrades (VH01)	672.2	535.0	535.0	534.0	535.0	-	2,811.2	245
Crossroads East Sewer (VF03)	3,970.5	-	-	-	-	-	3,970.5	246
Dynamite Road Sewer Interceptor (VF01)	1,396.9	-	-	-	-	-	1,396.9	247
Jomax Road Sewer Interceptor and Lift Station (VF02)	2,358.7	-	-	-	-	-	2,358.7	248
Master Plan Water Reclamation (VH07)	429.4	160.0	-	182.0	500.0	-	1,271.4	248
Radio Telemetry Monitoring Automation Citywide - Wastewater (VH05)	1,403.3	200.0	-	375.0	350.0	-	2,328.3	249
RWDS System Improvements (WH04)	7,952.0	2,750.0	1,200.0	1,000.0	600.0	-	13,502.0	249
Sanitary Sewer Lateral Rehabilitation (VH06)	287.5	50.0	50.0	75.0	50.0	-	512.5	250
SROG Regional Wastewater Facilities (VF04)	24,675.4	5,000.0	5,000.0	5,000.0	17,061.0	-	56,736.4	250
Technology Master Plan Identified Wastewater Projects (VE01)	2,488.3	2,000.0	200.0	200.0	200.0	-	5,088.3	251
Wastewater Fund Contingency (ZE01)	2,000.0	2,000.0	2,000.0	2,000.0	2,000.0	-	10,000.0	251
Wastewater Impact Fees (VC01)	96.2	1.0	1.0	1.0	50.0	-	149.2	252
Wastewater System Improvements (VF06)	17,529.8	6,000.0	5,350.0	1,300.0	2,500.0	-	32,679.8	252
Wastewater System Oversizing (VF05)	461.5	-	-	50.0	100.0	-	611.5	253
Wastewater Treatment Facility Improvements (VH08)	11,861.2	4,000.0	3,500.0	3,750.0	2,250.0	-	25,361.2	253
Water Reclamation Participation Program (VH04)	2,083.9	550.0	650.0	700.0	700.0	-	4,683.9	254
Water Reclamation Participation Program - City Portion (VH02)	1,227.1	500.0	500.0	500.0	500.0	-	3,227.1	254
Water Reclamation Security Enhancements (VH03)	351.7	100.0	100.0	100.0	100.0	-	751.7	255

① Project was partially or wholly funded with reallocated bond proceeds from MPC Series 2013 per Resolution 10335 and MPC2016-01.

② Recurring Capital Maintenance Projects.

WATER MANAGEMENT

(In thousands of dollars)

Project	2021/22	2022/23	2023/24	2024/25	2025/26	Future	Total	Page
Water Improvements								
Advance Water Treatment Plant Membranes Replacement (WF01)	550.5	200.0	155.0	300.0	150.0	-	1,355.5	256
Booster Station 57 Replacement (WE01)	3,454.3	-	-	-	-	-	3,454.3	256
Booster Station Upgrades (WH20)	7,878.5	2,000.0	2,000.0	1,300.0	3,750.0	-	16,928.5	257
Capital Asset Replacement and System Upgrades (WH02)	944.4	535.0	535.0	534.0	500.0	-	3,048.4	257
Chaparral Water Treatment Plant Pretreatment (WH11)	8,992.4	-	-	-	-	-	8,992.4	258
Cluster 3 Arsenic Treatment (WG04)	7,099.5	-	-	-	-	-	7,099.5	258
Crossroads East Water (WF06)	14,577.2	-	-	-	-	-	14,577.2	259
Deep Well Recharge/Recovery Projects (WF08)	20,718.3	9,000.0	100.0	100.0	100.0	-	30,018.3	260
East Dynamite Area Transmission Main (WD01)	4,968.3	-	-	-	-	-	4,968.3	260
Frank Lloyd Wright 24-inch Transmission Main & Booster Station 83B Modifications (WC03)	7,466.3	-	-	-	-	-	7,466.3	261
Infrastructure Asset Management and Condition Assessment (WI01)	200.0	150.0	150.0	150.0	150.0	-	800.0	261
Irrigation Water Distribution System Improvements (WH12)	2,963.5	-	-	-	-	-	2,963.5	262
IWDS / Harquahala Valley Irrigation District Property - Desert Mountain Golf Club (WH16)	15,078.3	-	-	-	-	-	15,078.3	262
IWDS Improvements (WH05)	3,000.0	-	-	100.0	-	-	3,100.0	263
IWDS/HVID Property - Desert Mountain Golf Club (WH07)	15,000.0	-	-	-	-	-	15,000.0	263
IWDS/HVID Property - Scottsdale National Golf Club (WH08)	4,000.0	-	-	-	-	-	4,000.0	264
Master Plan - Water (WH22)	645.4	-	500.0	-	-	-	1,145.4	264
Radio Telemetry Monitoring Automation Citywide - Water (WH14)	3,826.3	1,000.0	250.0	600.0	650.0	-	6,326.3	265
Regional Recharge Basins (WH18)	1,393.2	453.0	-	-	-	-	1,846.2	265
Rio Verde/128th Street Transmission Mains (WG01)	5,265.7	-	-	-	-	-	5,265.7	266
Site 146 Zone 11 Pumping Improvement (WI02)	914.4	-	-	-	-	-	914.4	266
Site 42 Reservoir Storage Expansion (WF02)	7,211.3	-	-	-	-	-	7,211.3	267
State Land Near Legend Trails I (WF03)	5,585.2	-	-	-	-	-	5,585.2	268
State Land Near Legend Trails II (WF04)	6,284.0	-	1,133.1	-	-	-	7,417.1	269

① Project was partially or wholly funded with reallocated bond proceeds from MPC Series 2013 per Resolution 10335 and MPC2016-01.

② Recurring Capital Maintenance Projects.

WATER MANAGEMENT

(In thousands of dollars)

Project	2021/22	2022/23	2023/24	2024/25	2025/26	Future	Total	Page
Technology Master Plan Identified Water Projects (WE02)	5,200.6	2,750.0	100.0	200.0	200.0	-	8,450.6	270
Thomas Groundwater Treatment Facility (WC07)	2,045.3	-	-	-	-	-	2,045.3	270
Verde River Watershed Feasibility Project (WI03)	50.0	100.0	100.0	50.0	-	-	300.0	271
Water Campus Vadose Well Construction (WH01)	3,266.7	-	-	-	-	-	3,266.7	271
Water Campus Vadose Well Rehabilitation (WB79)	674.5	50.0	25.0	50.0	-	-	799.5	272
Water Distribution System Improvements (WH21)	26,899.9	9,100.0	8,000.0	9,000.0	7,800.0	-	60,799.9	272
Water Fund Contingency (ZE02)	3,000.0	3,000.0	3,000.0	3,000.0	3,000.0	-	15,000.0	273
Water Impact Fees (WC01)	78.1	1.0	1.0	1.0	50.0	-	131.1	273
Water Meter Replacement Program (WH15)	5,209.6	3,900.0	2,000.0	2,500.0	2,000.0	-	15,609.6	274
Water Participation Program (WH10)	1,097.6	-	-	-	100.0	-	1,197.6	274
Water Participation Program - City Portion (WH03)	947.2	500.0	500.0	500.0	500.0	-	2,947.2	275
Water Quality Lab Equipment Replacement (WG05)	957.2	-	-	50.0	50.0	-	1,057.2	275
Water Resources Impact Fees (WC02)	194.7	1.0	1.0	1.0	50.0	-	247.7	276
Water System Oversizing (WF07)	96.0	150.0	150.0	100.0	150.0	-	646.0	276
Water System Security Enhancement Projects (WE03)	789.3	200.0	180.0	180.0	200.0	-	1,549.3	277
Water Treatment Facility Improvements (WD04)	9,748.0	10,000.0	10,000.0	4,000.0	5,000.0	-	38,748.0	277
Water Treatment Plant Membranes (WH17)	1,516.1	2,160.0	1,200.0	1,100.0	1,100.0	-	7,076.1	278
Well Site - In Crossroads East - North of the Arizona State Route 101 (WF05)	2,920.4	-	-	-	-	-	2,920.4	278
Well Sites (WH19)	1,663.3	200.0	200.0	200.0	200.0	-	2,463.3	279
Well Sites Rehabilitation (WH09)	1,219.7	-	-	-	150.0	-	1,369.7	279
Westworld System Improvements (WH06)	4,492.5	200.0	150.0	150.0	-	-	4,992.5	280
Zone 14/16 Water System Improvements Phase 2 (WH23)	3,359.8	-	-	-	-	-	3,359.8	280
Zone 3W Water System Improvements (WD03)	4,775.0	-	-	-	-	-	4,775.0	281
Zone 8 Jomax Road Transmission Line (WG03)	740.0	-	-	-	-	-	740.0	281
Zone 8-D Jomax Road Transmission Line (WG02)	946.0	-	-	-	-	-	946.0	282

① Project was partially or wholly funded with reallocated bond proceeds from MPC Series 2013 per Resolution 10335 and MPC2016-01.

② Recurring Capital Maintenance Projects.

Advance Water Treatment Plant Membranes - Wastewater - (VB69)

Est. Completion: 06/26

Location: Scottsdale Water Campus

Project Type: Construction Related

Description: Replace water treatment membranes at the Advanced Water Treatment (AWT) Plant at the Water Campus.

Funding Sources (In thousands of dollars)	Total Project Cost	ITD Expenditures (Thru 06/21)	Adopted 2021/22	Forecast 2022/23	Forecast 2023/24	Forecast 2024/25	Forecast 2025/26	Future	Total Remaining Budget
Sewer Rates	5,488.0	(1,541.5)	1,466.5	500.0	800.0	830.0	350.0	-	3,946.5
Total:	5,488.0	(1,541.5)	1,466.5	500.0	800.0	830.0	350.0	-	3,946.5

Camelback Road Sewer Improvements - (VI01)

Est. Completion: 06/23

Location: Camelback Road from 75th Street to Miller Road

Project Type: Construction Related

Description: Upsize the existing 15-inch diameter sewer in Camelback Road to a 21-inch diameter sewer to increase capacity for current and future connections.

Funding by Expenditure Category (In thousands of dollars)	Total Project Cost
Administrative Costs	49.4
Art in Public Places	12.3
City Fees	111.1
Construction	1,011.9
Salaries	49.4
Total:	1,234.0



Funding Sources (In thousands of dollars)	Total Project Cost	ITD Expenditures (Thru 06/21)	Adopted 2021/22	Forecast 2022/23	Forecast 2023/24	Forecast 2024/25	Forecast 2025/26	Future	Total Remaining Budget
Sewer Development Fees	642.0	-	642.0	-	-	-	-	-	642.0
Sewer Rates	592.0	-	592.0	-	-	-	-	-	592.0
Total:	1,234.0	-	1,234.0	-	-	-	-	-	1,234.0

Capital Asset Replacement and System Upgrades - (VH01)

Est. Completion: 06/26

Location: Systemwide (Sewer)

Project Type: Construction Related

Description: Perform sewer system capital asset replacements and system upgrades with a unit cost of at least \$10,000 and life of at least two years. Improvements and upgrades to an existing Capital Asset will provide additional value such as substantial extension of life or a significant upgrade to the Capital Asset's ability to provide increased service capacity or efficiency.

Funding by Expenditure Category (In thousands of dollars)	Total Project Cost
Machinery and Equipment	3,424.0
Total:	3,424.0

Funding Sources (In thousands of dollars)	Total Project Cost	ITD Expenditures (Thru 06/21)	Adopted 2021/22	Forecast 2022/23	Forecast 2023/24	Forecast 2024/25	Forecast 2025/26	Future	Total Remaining Budget
Sewer Rates	3,424.0	(612.8)	672.2	535.0	535.0	534.0	535.0	-	2,811.2
Total:	3,424.0	(612.8)	672.2	535.0	535.0	534.0	535.0	-	2,811.2

Crossroads East Sewer - (VF03)

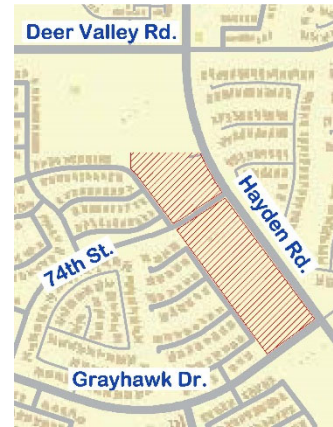
Est. Completion: 06/22

Location: 74th Street to Hayden Road, North of Arizona State Route 101

Project Type: Construction Related

Description: Construct sewer lines within the area consistent with a development agreement and the Infrastructure Improvement Plan (IIP). The IIP is a written document per Arizona Revised Statute 9-463.05, identifying growth driven water and wastewater infrastructure needs that are funded with development fees. Advanced construction of streets within the Core North/Core South area by the city will require concurrent installation of sewer lines to provide service for future adjacent development.

Funding by Expenditure Category (In thousands of dollars)	Total Project Cost
Administrative Costs	267.2
City Fees	66.8
Construction	5,775.7
Contingency	602.2
Design/Construction Admin	273.8
Salaries	133.6
Total:	7,119.3



Funding Sources (In thousands of dollars)	Total Project Cost	ITD Expenditures (Thru 06/21)	Adopted 2021/22	Forecast 2022/23	Forecast 2023/24	Forecast 2024/25	Forecast 2025/26	Future	Total Remaining Budget
Sewer Development Fees	7,025.0	(3,101.5)	3,923.5	-	-	-	-	-	3,923.5
Sewer Rates	94.2	(47.3)	47.0	-	-	-	-	-	47.0
Total:	7,119.3	(3,148.8)	3,970.5	-	-	-	-	-	3,970.5

Dynamite Road Sewer Interceptor - (VF01)

Est. Completion: 06/30

Location: Dynamite Road east of Pima Road

Project Type: Construction Related

Description: Install a sewer interceptor in Dynamite Road right-of-way to convey sewer flow to the Scottsdale Water Campus for treatment. This is consistent with the Infrastructure Improvement Plan (IIP). The IIP is a written document per Arizona Revised Statute 9-463.05, identifying growth driven water and wastewater infrastructure needs that are funded with development fees.

Funding by Expenditure Category (In thousands of dollars)	Total Project Cost
Administrative Costs	161.6
City Fees	30.4
Construction	745.6
Contingency	274.0
Design/Construction Admin	124.6
Salaries	60.8
Total:	1,397.0

Funding Sources (In thousands of dollars)	Total Project Cost	ITD Expenditures (Thru 06/21)	Adopted 2021/22	Forecast 2022/23	Forecast 2023/24	Forecast 2024/25	Forecast 2025/26	Future	Total Remaining Budget
Sewer Development Fees	1,357.0	(0.1)	1,356.9	-	-	-	-	-	1,356.9
Sewer Rates	40.0	-	40.0	-	-	-	-	-	40.0
Total:	1,397.0	(0.1)	1,396.9	-	-	-	-	-	1,396.9

Jomax Road Sewer Interceptor and Lift Station - (VF02)

Est. Completion: 06/23

Location: Jomax Road and 56th Street

Project Type: Construction Related

Description: Install sewer interceptor and lift station in Jomax Road right-of-way to convey sewer flow to the city's Water Campus for treatment consistent with the Infrastructure Improvement Plan (IIP). The IIP is a written document per Arizona Revised Statute 9-463.05, identifying growth driven water and wastewater infrastructure needs that are funded with development fees.

Funding by Expenditure Category (In thousands of dollars)	Total Project Cost
Administrative Costs	378.0
City Fees	72.0
Construction	950.8
Contingency	649.2
Design/Construction Admin	295.1
Salaries	144.0
Total:	2,489.0

Funding Sources (In thousands of dollars)	Total Project Cost	ITD Expenditures (Thru 06/21)	Adopted 2021/22	Forecast 2022/23	Forecast 2023/24	Forecast 2024/25	Forecast 2025/26	Future	Total Remaining Budget
Sewer Development Fees	2,399.0	(107.5)	2,291.5	-	-	-	-	-	2,291.5
Sewer Rates	90.0	(22.8)	67.2	-	-	-	-	-	67.2
Total:	2,489.0	(130.3)	2,358.7	-	-	-	-	-	2,358.7

Master Plan Water Reclamation - (VH07)

Est. Completion: 06/26

Location: Citywide

Project Type: Construction Related

Description: Update master plan for wastewater system management needs including federal regulatory impacts and capital project needs. Master planning activities include condition assessment analyses of existing sewer systems, lift stations, and treatment facilities, as well as updating operating manuals and standard operating procedures. Provides for facility planning, land use planning, and project cost estimating. Facilitates updates to the water reclamation Infrastructure Improvement Plan (IIP) needed to define sewer development fees associated with growth.

Funding by Expenditure Category (In thousands of dollars)	Total Project Cost
Construction	1,395.6
Total:	1,395.6

Funding Sources (In thousands of dollars)	Total Project Cost	ITD Expenditures (Thru 06/21)	Adopted 2021/22	Forecast 2022/23	Forecast 2023/24	Forecast 2024/25	Forecast 2025/26	Future	Total Remaining Budget
Sewer Rates	1,395.6	(124.2)	429.4	160.0	-	182.0	500.0	-	1,271.4
Total:	1,395.6	(124.2)	429.4	160.0	-	182.0	500.0	-	1,271.4

Radio Telemetry Monitoring Automation Citywide - Wastewater - (VH05)

Est. Completion: 06/26

Location: Citywide

Project Type: Construction Related

Description: Construct radio telemetry facilities at new and existing wastewater facilities to continue to improve operational efficiency through automation.

Funding by Expenditure Category (In thousands of dollars)	Total Project Cost
Administrative Costs	(2.0)
Construction	2,330.3
Total:	2,328.3

Funding Sources (In thousands of dollars)	Total Project Cost	ITD Expenditures (Thru 06/21)	Adopted 2021/22	Forecast 2022/23	Forecast 2023/24	Forecast 2024/25	Forecast 2025/26	Future	Total Remaining Budget
Sewer Rates	2,328.3	-	1,403.3	200.0	-	375.0	350.0	-	2,328.3
Total:	2,328.3	-	1,403.3	200.0	-	375.0	350.0	-	2,328.3

RWDS System Improvements - (WH04)

Est. Completion: 06/26

Location: North of Central Arizona Project Canal

Project Type: Construction Related

Description: Improve the Reclaimed Water Distribution System (RWDS) pipeline pump stations and reservoirs. This project is funded by the golf courses receiving reclaimed effluent from the Water Campus through the RWDS.

Funding by Expenditure Category (In thousands of dollars)	Total Project Cost
Administrative Costs	427.5
Construction	13,822.5
Total:	14,250.0

Funding Sources (In thousands of dollars)	Total Project Cost	ITD Expenditures (Thru 06/21)	Adopted 2021/22	Forecast 2022/23	Forecast 2023/24	Forecast 2024/25	Forecast 2025/26	Future	Total Remaining Budget
Reclaimed Water Distribution System Fund	14,250.0	(748.0)	7,952.0	2,750.0	1,200.0	1,000.0	600.0	-	13,502.0
Total:	14,250.0	(748.0)	7,952.0	2,750.0	1,200.0	1,000.0	600.0	-	13,502.0

Sanitary Sewer Lateral Rehabilitation - (VH06)

Est. Completion: 06/26

Location: Citywide

Project Type: Construction Related

Description: Rehabilitate or replace failing sewer service laterals located within the public right-of-way.

Funding by Expenditure Category (In thousands of dollars)	Total Project Cost
Construction	512.5
Total:	512.5

Funding Sources (In thousands of dollars)	Total Project Cost	ITD Expenditures (Thru 06/21)	Adopted 2021/22	Forecast 2022/23	Forecast 2023/24	Forecast 2024/25	Forecast 2025/26	Future	Total Remaining Budget
Sewer Rates	512.5	-	287.5	50.0	50.0	75.0	50.0	-	512.5
Total:	512.5	-	287.5	50.0	50.0	75.0	50.0	-	512.5

SROG Regional Wastewater Facilities - (VF04)

Est. Completion: 12/26

Location: Wastewater Treatment Plant, 91st Avenue in Phoenix

Project Type: Construction Related

Description: Expand, modify and improve the regional wastewater conveyance facilities and the 91st Avenue Wastewater Treatment Plant (located in Phoenix) according to existing intergovernmental agreements with the Sub-Regional Operating Group (SROG).

Funding by Expenditure Category (In thousands of dollars)	Total Project Cost
Administrative Costs	100.0
Construction	64,212.8
Total:	64,312.8

Funding Sources (In thousands of dollars)	Total Project Cost	ITD Expenditures (Thru 06/21)	Adopted 2021/22	Forecast 2022/23	Forecast 2023/24	Forecast 2024/25	Forecast 2025/26	Future	Total Remaining Budget
Sewer Rates	64,312.8	(7,576.4)	24,675.4	5,000.0	5,000.0	5,000.0	17,061.0	-	56,736.4
Total:	64,312.8	(7,576.4)	24,675.4	5,000.0	5,000.0	5,000.0	17,061.0	-	56,736.4

Technology Master Plan Identified Wastewater Projects - (VE01)

Est. Completion: 12/26

Location: Citywide

Project Type: Technology Related

Description: Design and implement multiple capital improvements identified in the Technology Master Plan. Improvement areas will focus on Supervisory Control and Data Acquisition (SCADA) systems, integration of asset management with work order systems, communications and future master plan updates.

Funding by Expenditure Category (In thousands of dollars)	Total Project Cost
Administrative Costs	155.0
Construction	5,245.0
Contingency	225.0
Design/Construction Admin	375.0
Total:	6,000.0

Funding Sources (In thousands of dollars)	Total Project Cost	ITD Expenditures (Thru 06/21)	Adopted 2021/22	Forecast 2022/23	Forecast 2023/24	Forecast 2024/25	Forecast 2025/26	Future	Total Remaining Budget
Sewer Rates	6,000.0	(911.7)	2,488.3	2,000.0	200.0	200.0	200.0	-	5,088.3
Total:	6,000.0	(911.7)	2,488.3	2,000.0	200.0	200.0	200.0	-	5,088.3

Wastewater Fund Contingency - (ZE01)

Est. Completion: N/A

Location: Citywide

Project Type: Construction Related

Description: Provide budgetary appropriation set aside for water reclamation system emergencies or unforeseen expenditures not otherwise budgeted.

Funding by Expenditure Category (In thousands of dollars)	Total Project Cost
Contingency	10,000.0
Total:	10,000.0

Funding Sources (In thousands of dollars)	Total Project Cost	ITD Expenditures (Thru 06/21)	Adopted 2021/22	Forecast 2022/23	Forecast 2023/24	Forecast 2024/25	Forecast 2025/26	Future	Total Remaining Budget
Sewer Rates	10,000.0	-	2,000.0	2,000.0	2,000.0	2,000.0	2,000.0	-	10,000.0
Total:	10,000.0	-	2,000.0	2,000.0	2,000.0	2,000.0	2,000.0	-	10,000.0

Wastewater Impact Fees - (VC01)

Est. Completion: 12/26

Location: Citywide

Project Type: Construction Related

Description: Perform a sewer development fee study and audit requirements as required per Arizona Revised Statute 9-463.05.

Funding Sources (In thousands of dollars)	Total Project Cost	ITD Expenditures (Thru 06/21)	Adopted 2021/22	Forecast 2022/23	Forecast 2023/24	Forecast 2024/25	Forecast 2025/26	Future	Total Remaining Budget
Sewer Development Fees	220.0	(178.7)	41.3	-	-	-	-	-	41.3
Sewer Rates	108.0	(0.1)	54.9	1.0	1.0	1.0	50.0	-	107.9
Total:	328.0	(178.8)	96.2	1.0	1.0	1.0	50.0	-	149.2

Wastewater System Improvements - (VF06)

Est. Completion: 06/26

Location: Citywide

Project Type: Construction Related

Description: Design and construct sewer lines, complete treatment plant work and rehabilitate sewer manholes in the aging sewer system per the Asset Management Program. Many of the sewer lines in the city have been in use for over 30 years. In conjunction with the Asset Management Program, sewer lines will be videotaped to identify potential problems. Design will be initiated to correct any identified problems. Additionally, this project will replace undersized sewer lines and provide new infrastructure to support redevelopment associated with downtown revitalization, consistent with the Infrastructure Improvement Plan (IIP).

Funding by Expenditure Category (In thousands of dollars)	Total Project Cost
Administrative Costs	1,789.7
City Fees	642.9
Construction	34,812.1
Contingency	5,668.0
Design/Construction Admin	3,034.3
Salaries	1,243.4
Total:	47,190.3

Funding Sources (In thousands of dollars)	Total Project Cost	ITD Expenditures (Thru 06/21)	Adopted 2021/22	Forecast 2022/23	Forecast 2023/24	Forecast 2024/25	Forecast 2025/26	Future	Total Remaining Budget
Sewer Development Fees	1,905.5	(341.4)	1,564.0	-	-	-	-	-	1,564.0
Sewer Rates	45,284.8	(14,169.1)	15,965.7	6,000.0	5,350.0	1,300.0	2,500.0	-	31,115.7
Total:	47,190.3	(14,510.6)	17,529.8	6,000.0	5,350.0	1,300.0	2,500.0	-	32,679.8

Wastewater System Oversizing - (VF05)

Est. Completion: 12/26

Location: Citywide

Project Type: Construction Related

Description: Oversize city lines and facilities to meet future capacity to Master Plan standards. Residential owners and developers are required by City Code to extend sewer lines (typically an eight-inch sewer line) at the resident/developer cost, and the city wishes to use that opportunity to upsize the line to accommodate regional flows. The city pays the cost difference between the upsized line and the price the resident/developer would have paid to extend the sewer line in-kind.

Funding by Expenditure Category (In thousands of dollars)	Total Project Cost
Administrative Costs	10.0
Construction	615.3
Total:	625.3

Funding Sources (In thousands of dollars)	Total Project Cost	ITD Expenditures (Thru 06/21)	Adopted 2021/22	Forecast 2022/23	Forecast 2023/24	Forecast 2024/25	Forecast 2025/26	Future	Total Remaining Budget
Sewer Rates	625.3	(13.9)	461.5	-	-	50.0	100.0	-	611.5
Total:	625.3	(13.9)	461.5	-	-	50.0	100.0	-	611.5

Wastewater Treatment Facility Improvements - (VH08)

Est. Completion: 06/26

Location: Scottsdale Water Campus, Gainey Wastewater Treatment Facility

Project Type: Construction Related

Description: Design and construct treatment plant modifications at the Scottsdale Water Campus and the Gainey Ranch Wastewater Treatment Facility. This includes the rehabilitation and replacement of wastewater headworks, piping, clarifiers, pumps, filters, electrical and control systems, heating, ventilation and air conditioning (HVAC) equipment, odor control infrastructure, disinfection and other chemical systems. Also provides for miscellaneous site work such as access drives, shade canopies, grading improvements, and site lighting.

Funding by Expenditure Category (In thousands of dollars)	Total Project Cost
Construction	27,160.3
Total:	27,160.3

Funding Sources (In thousands of dollars)	Total Project Cost	ITD Expenditures (Thru 06/21)	Adopted 2021/22	Forecast 2022/23	Forecast 2023/24	Forecast 2024/25	Forecast 2025/26	Future	Total Remaining Budget
Sewer Rates	27,160.3	(1,799.1)	11,861.2	4,000.0	3,500.0	3,750.0	2,250.0	-	25,361.2
Total:	27,160.3	(1,799.1)	11,861.2	4,000.0	3,500.0	3,750.0	2,250.0	-	25,361.2

Water Reclamation Participation Program - (VH04)

Est. Completion: 06/26

Location: Citywide

Project Type: Construction Related

Description: Facilitate the extension of sewer collection lines as required by City Code. The program allows the city to administer payback agreements to assist single-family residences connecting to the city's sewer collection system. These paybacks are settled in the future, and the funding outlays made through this program will be repaid to the city with interest.

Funding by Expenditure Category (In thousands of dollars)	Total Project Cost
Construction	5,188.9
Total:	5,188.9

Funding Sources (In thousands of dollars)	Total Project Cost	ITD Expenditures (Thru 06/21)	Adopted 2021/22	Forecast 2022/23	Forecast 2023/24	Forecast 2024/25	Forecast 2025/26	Future	Total Remaining Budget
Sewer Rates	5,188.9	(504.9)	2,083.9	550.0	650.0	700.0	700.0	-	4,683.9
Total:	5,188.9	(504.9)	2,083.9	550.0	650.0	700.0	700.0	-	4,683.9

Water Reclamation Participation Program - City Portion - (VH02)

Est. Completion: 06/28

Location: Systemwide (Sewer)

Project Type: Construction Related

Description: Construct city portion of sewer line extension program that is not covered by customer reimbursement.

Funding by Expenditure Category (In thousands of dollars)	Total Project Cost
Construction	3,500.0
Total:	3,500.0

Funding Sources (In thousands of dollars)	Total Project Cost	ITD Expenditures (Thru 06/21)	Adopted 2021/22	Forecast 2022/23	Forecast 2023/24	Forecast 2024/25	Forecast 2025/26	Future	Total Remaining Budget
Sewer Rates	3,500.0	(272.9)	1,227.1	500.0	500.0	500.0	500.0	-	3,227.1
Total:	3,500.0	(272.9)	1,227.1	500.0	500.0	500.0	500.0	-	3,227.1

Water Reclamation Security Enhancements - (VH03)

Est. Completion: 06/26

Location: Citywide

Project Type: Construction Related

Description: Enhance security at wastewater facilities throughout the city by upgrading existing prevention, detection and response systems. This project is the result of recommendations developed through a security survey of all wastewater facilities in the city. Enhancements to existing security measures were identified in the areas of access control, security personnel, surveillance, intrusion detection, site hardening and back-up power.

Funding by Expenditure Category (In thousands of dollars)	Total Project Cost
Construction	1,046.4
Total:	1,046.4

Funding Sources (In thousands of dollars)	Total Project Cost	ITD Expenditures (Thru 06/21)	Adopted 2021/22	Forecast 2022/23	Forecast 2023/24	Forecast 2024/25	Forecast 2025/26	Future	Total Remaining Budget
Sewer Rates	1,046.4	(294.7)	351.7	100.0	100.0	100.0	100.0	-	751.7
Total:	1,046.4	(294.7)	351.7	100.0	100.0	100.0	100.0	-	751.7

Advance Water Treatment Plant Membranes Replacement - (WF01)

Est. Completion: 06/26

Location: Scottsdale Water Campus

Project Type: Construction Related

Description: Replace water treatment membranes at the Water Campus Advanced Water Treatment (AWT) Plant.

Funding by Expenditure Category (In thousands of dollars)	Total Project Cost
Administrative Costs	84.0
Construction	1,323.1
Total:	1,407.1

Funding Sources (In thousands of dollars)	Total Project Cost	ITD Expenditures (Thru 06/21)	Adopted 2021/22	Forecast 2022/23	Forecast 2023/24	Forecast 2024/25	Forecast 2025/26	Future	Total Remaining Budget
Water Rates	1,407.1	(51.6)	550.5	200.0	155.0	300.0	150.0	-	1,355.5
Total:	1,407.1	(51.6)	550.5	200.0	155.0	300.0	150.0	-	1,355.5

Booster Station 57 Replacement - (WE01)

Est. Completion: 06/22

Location: 33475 North Scottsdale Road

Project Type: Construction Related

Description: Rebuild the developer-built booster station that is approximately 25 years old and has reached the end of its useful life. Site improvements include the replacement of substandard electrical and mechanical infrastructure and the existing undersized storage reservoir with a new storage reservoir that provides for sufficient storage volume to meet projected demand and fire flow. The project location is near the Scottsdale Road/Westland Road intersection and is a vital facility for supplying potable water to this portion of the city's Water Service Area.

Funding by Expenditure Category (In thousands of dollars)	Total Project Cost
Administrative Costs	237.6
City Fees	48.8
Construction	3,860.0
Contingency	684.8
Design/Construction Admin	300.0
Salaries	48.8
Total:	5,180.0

Funding Sources (In thousands of dollars)	Total Project Cost	ITD Expenditures (Thru 06/21)	Adopted 2021/22	Forecast 2022/23	Forecast 2023/24	Forecast 2024/25	Forecast 2025/26	Future	Total Remaining Budget
MPC Bonds	0.3	(0.3)	-	-	-	-	-	-	-
Water Rates	5,179.7	(1,725.4)	3,454.3	-	-	-	-	-	3,454.3
Total:	5,180.0	(1,725.7)	3,454.3	-	-	-	-	-	3,454.3

Booster Station Upgrades - (WH20)

Est. Completion: 06/26

Location: Multiple locations

Project Type: Construction Related

Description: Rehabilitate multiple potable water booster stations and associated equipment that have reached the end of their useful service lives. Many of these facilities were constructed by developers, are more than 25 years old and no longer meet current accepted design standards.

Funding by Expenditure Category (In thousands of dollars)	Total Project Cost
Administrative Costs	265.0
Construction	17,347.2
Design/Construction Admin	1,325.0
Total:	18,937.2

Funding Sources (In thousands of dollars)	Total Project Cost	ITD Expenditures (Thru 06/21)	Adopted 2021/22	Forecast 2022/23	Forecast 2023/24	Forecast 2024/25	Forecast 2025/26	Future	Total Remaining Budget
Water Rates	18,937.2	(2,008.7)	7,878.5	2,000.0	2,000.0	1,300.0	3,750.0	-	16,928.5
Total:	18,937.2	(2,008.7)	7,878.5	2,000.0	2,000.0	1,300.0	3,750.0	-	16,928.5

Capital Asset Replacement and System Upgrades - (WH02)

Est. Completion: 06/26

Location: Systemwide (Water)

Project Type: Construction Related

Description: Perform water system capital asset replacements and system upgrades with a unit cost of at least \$10,000 and life of at least two years. Improvements and upgrades to an existing Capital Asset will provide additional value such as substantial extension of life or a significant upgrade to the Capital Asset's ability to provide increased service capacity or efficiency.

Funding by Expenditure Category (In thousands of dollars)	Total Project Cost
Machinery and Equipment	3,389.0
Total:	3,389.0

Funding Sources (In thousands of dollars)	Total Project Cost	ITD Expenditures (Thru 06/21)	Adopted 2021/22	Forecast 2022/23	Forecast 2023/24	Forecast 2024/25	Forecast 2025/26	Future	Total Remaining Budget
Water Rates	3,389.0	(340.6)	944.4	535.0	535.0	534.0	500.0	-	3,048.4
Total:	3,389.0	(340.6)	944.4	535.0	535.0	534.0	500.0	-	3,048.4

Chaparral Water Treatment Plant Pretreatment - (WH11)

Est. Completion: 06/22

Location: Chaparral Water Treatment Plant

Project Type: Construction Related

Description: Design and construct pretreatment infrastructure to improve operational performance given new challenges posed by deteriorating source water quality. Funds will be used to address infrastructure and operational needs to achieve compliance with tighter water quality regulations.

Funding by Expenditure Category (In thousands of dollars)	Total Project Cost
Construction	9,146.8
Total:	9,146.8

Funding Sources (In thousands of dollars)	Total Project Cost	ITD Expenditures (Thru 06/21)	Adopted 2021/22	Forecast 2022/23	Forecast 2023/24	Forecast 2024/25	Forecast 2025/26	Future	Total Remaining Budget
Water Rates	9,146.8	(154.4)	8,992.4	-	-	-	-	-	8,992.4
Total:	9,146.8	(154.4)	8,992.4	-	-	-	-	-	8,992.4

Cluster 3 Arsenic Treatment - (WG04)

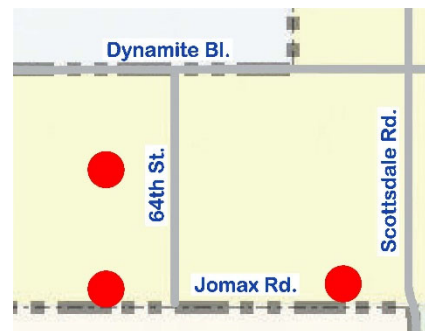
Est. Completion: 06/27

Location: Remote well sites north of the Scottsdale Water Campus

Project Type: Construction Related

Description: Design and construct groundwater treatment infrastructure for arsenic treatment. Strengthen the resiliency of city water supply system in the event Central Arizona Project (CAP) water deliveries are reduced or interrupted, and for long-term supply reliability. Facilitate groundwater delivery from Cluster 3 wells into the potable water distribution system while achieving all regulatory water quality standards and city water quality operating goals.

Funding by Expenditure Category (In thousands of dollars)	Total Project Cost
Administrative Costs	480.0
City Fees	120.0
Construction	5,620.0
Contingency	1,000.0
Design/Construction Admin	600.0
Salaries	280.0
Total:	8,100.0



Funding Sources (In thousands of dollars)	Total Project Cost	ITD Expenditures (Thru 06/21)	Adopted 2021/22	Forecast 2022/23	Forecast 2023/24	Forecast 2024/25	Forecast 2025/26	Future	Total Remaining Budget
Water Rates	8,100.0	(1,000.5)	7,099.5	-	-	-	-	-	7,099.5
Total:	8,100.0	(1,000.5)	7,099.5	-	-	-	-	-	7,099.5

Crossroads East Water - (WF06)

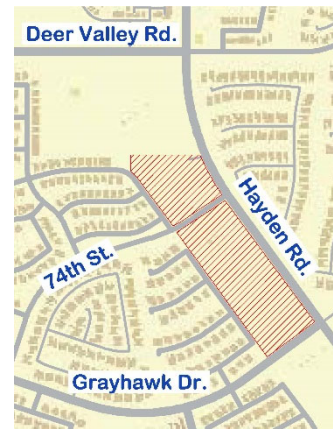
Est. Completion: 06/24

Location: 74th Street to Hayden Road, North of the Arizona State Route 101

Project Type: Construction Related

Description: Construct water lines within the area consistent with a development agreement and the Infrastructure Improvement Plan (IIP). The IIP is a written document per Arizona Revised Statute 9-463.05, identifying growth driven water and wastewater infrastructure needs that are funded with development fees. Advance construction of streets within the Core North and Core South area by the city that will require concurrent installation of water lines to provide service for future adjacent development. These lines are normally installed by the development community and will be reimbursed via reimbursement agreements.

Funding by Expenditure Category (In thousands of dollars)	Total Project Cost
Administrative Costs	556.8
City Fees	139.2
Construction	12,227.4
Contingency	1,255.0
Design/Construction Admin	570.4
Salaries	278.4
Total:	15,027.1



Funding Sources (In thousands of dollars)	Total Project Cost	ITD Expenditures (Thru 06/21)	Adopted 2021/22	Forecast 2022/23	Forecast 2023/24	Forecast 2024/25	Forecast 2025/26	Future	Total Remaining Budget
Water Development Fees	12,458.1	(403.0)	12,055.1	-	-	-	-	-	12,055.1
Water Rates	2,569.0	(46.9)	2,522.1	-	-	-	-	-	2,522.1
Total:	15,027.1	(449.9)	14,577.2	-	-	-	-	-	14,577.2

Deep Well Recharge/Recovery Projects - (WF08)

Est. Completion: 06/26

Location: Multiple locations

Project Type: Construction Related

Description: Design and construct deep well water recharge and recovery facilities to ensure long term sustainability of the city's drinking water aquifer. The city uses this aquifer for both the long-term and short-term storage of water and needs improved capacity to store more water to meet 'Safe Yield' and enhance drought preparedness. This program will determine the best areas for this to occur and design and construct wells to best meet the city's needs.

Funding by Expenditure Category (In thousands of dollars)	Total Project Cost
Administrative Costs	252.0
Construction	32,276.8
Design/Construction Admin	509.9
Total:	33,038.7

Funding Sources (In thousands of dollars)	Total Project Cost	ITD Expenditures (Thru 06/21)	Adopted 2021/22	Forecast 2022/23	Forecast 2023/24	Forecast 2024/25	Forecast 2025/26	Future	Total Remaining Budget
Water Rates	33,038.7	(3,020.4)	20,718.3	9,000.0	100.0	100.0	100.0	-	30,018.3
Total:	33,038.7	(3,020.4)	20,718.3	9,000.0	100.0	100.0	100.0	-	30,018.3

East Dynamite Area Transmission Main - (WD01)

Est. Completion: 06/24

Location: East Dynamite Corridor and 116th Street

Project Type: Construction Related

Description: Design and construct backbone piping in the East Dynamite Area along 116th Street to support growth and maintain a looped system on a regional level. The work associated with this piping will be consistent with the Infrastructure Improvement Plan (IIP). The IIP is a written document per Arizona Revised Statute 9-463.05, identifying growth driven water and wastewater infrastructure needs that are funded with development fees.

Funding Sources (In thousands of dollars)	Total Project Cost	ITD Expenditures (Thru 06/21)	Adopted 2021/22	Forecast 2022/23	Forecast 2023/24	Forecast 2024/25	Forecast 2025/26	Future	Total Remaining Budget
MPC Bonds	350.0	(350.0)	-	-	-	-	-	-	-
Water Development Fees	1,827.0	(1,297.5)	529.5	-	-	-	-	-	529.5
Water Rates	4,450.0	(11.2)	4,438.8	-	-	-	-	-	4,438.8
Total:	6,627.0	(1,658.7)	4,968.3	-	-	-	-	-	4,968.3

Frank Lloyd Wright 24-inch Transmission Main & Booster Station 83B Modifications - (WC03)

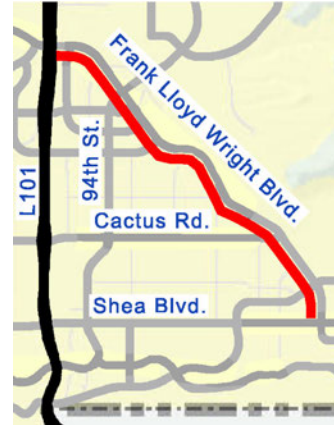
Est. Completion: 06/23

Location: Frank Lloyd Wright corridor from the vicinity of the Arizona State Route 101 and Bell Road to Shea Boulevard

Project Type: Construction Related

Description:

Design and construct approximately four miles of large diameter water transmission main in the Frank Lloyd Wright corridor east of the Arizona State Route 101. The new transmission main will improve the pumping capacity at Booster Station 83B and address existing low operational capacities and pressures in the east Shea Boulevard portion of the service area during peak summer water demand periods.



Funding Sources (In thousands of dollars)	Total Project Cost	ITD Expenditures (Thru 06/21)	Adopted 2021/22	Forecast 2022/23	Forecast 2023/24	Forecast 2024/25	Forecast 2025/26	Future	Total Remaining Budget
MPC Bonds	9,886.6	(9,792.9)	93.7	-	-	-	-	-	93.7
Water Rates	7,513.4	(140.8)	7,372.6	-	-	-	-	-	7,372.6
Total:	17,400.0	(9,933.7)	7,466.3	-	-	-	-	-	7,466.3

Infrastructure Asset Management and Condition Assessment - (WI01)

Est. Completion: 06/26

Location: Systemwide (Water/Wastewater)

Project Type: Construction Related

Description: Perform Asset Management Program (AMP) assessment condition assessments of water infrastructure.

Funding by Expenditure Category (In thousands of dollars)	Total Project Cost
Salaries	800.0
Total:	800.0

Funding Sources (In thousands of dollars)	Total Project Cost	ITD Expenditures (Thru 06/21)	Adopted 2021/22	Forecast 2022/23	Forecast 2023/24	Forecast 2024/25	Forecast 2025/26	Future	Total Remaining Budget
Sewer Rates	400.0	-	100.0	75.0	75.0	75.0	75.0	-	400.0
Water Rates	400.0	-	100.0	75.0	75.0	75.0	75.0	-	400.0
Total:	800.0	-	200.0	150.0	150.0	150.0	150.0	-	800.0

Irrigation Water Distribution System Improvements - (WH12)

Est. Completion: 06/24

Location: Citywide

Project Type: Construction Related

Description: Improve the Irrigation Water Distribution System (IWDS) pipeline, pump stations, reservoirs and recharge wells. This project will be fully funded by the golf courses receiving Central Arizona Project (CAP) water from the Water Campus through the IWDS.

Funding by Expenditure Category (In thousands of dollars)	Total Project Cost
Construction	2,982.7
Total:	2,982.7

Funding Sources (In thousands of dollars)	Total Project Cost	ITD Expenditures (Thru 06/21)	Adopted 2021/22	Forecast 2022/23	Forecast 2023/24	Forecast 2024/25	Forecast 2025/26	Future	Total Remaining Budget
Irrigation Water Distribution System	2,982.7	(19.2)	2,963.5	-	-	-	-	-	2,963.5
Total:	2,982.7	(19.2)	2,963.5	-	-	-	-	-	2,963.5

IWDS / Harquahala Valley Irrigation District Property - Desert Mountain Golf Club - (WH16)

Est. Completion: 06/24

Location: Irrigation Water Distribution System / Harquahala Valley Irrigation District Property

Project Type: Construction Related

Description: Design and construct groundwater supply wells and a transmission pipeline from the wells to the Central Arizona Project (CAP) canal in the Harquahala Valley. This project will be fully funded by the golf courses receiving water through the Irrigation Water Distribution System (IWDS).

Funding by Expenditure Category (In thousands of dollars)	Total Project Cost
Construction	15,211.1
Total:	15,211.1

Funding Sources (In thousands of dollars)	Total Project Cost	ITD Expenditures (Thru 06/21)	Adopted 2021/22	Forecast 2022/23	Forecast 2023/24	Forecast 2024/25	Forecast 2025/26	Future	Total Remaining Budget
Irrigation Water Distribution	15,211.1	(132.7)	15,078.3	-	-	-	-	-	15,078.3
Total:	15,211.1	(132.7)	15,078.3	-	-	-	-	-	15,078.3

IWDS Improvements - (WH05)

Est. Completion: 06/25

Location: Citywide

Project Type: Construction Related

Description: Improve the Irrigation Water Distribution System (IWDS) pipeline, pump stations, reservoirs and recharge wells. This project will be fully funded by the golf courses receiving Central Arizona Project (CAP) water from the Water Campus through the IWDS.

Funding by Expenditure Category (In thousands of dollars)	Total Project Cost
Design/Construction Admin	3,100.0
Total:	3,100.0

Funding Sources (In thousands of dollars)	Total Project Cost	ITD Expenditures (Thru 06/21)	Adopted 2021/22	Forecast 2022/23	Forecast 2023/24	Forecast 2024/25	Forecast 2025/26	Future	Total Remaining Budget
Irrigation Water Distribution System	3,100.0	-	3,000.0	-	-	100.0	-	-	3,100.0
Total:	3,100.0	-	3,000.0	-	-	100.0	-	-	3,100.0

IWDS/HVID Property - Desert Mountain Golf Club - (WH07)

Est. Completion: 06/25

Location: Irrigation Water Distribution System / Harquahala Valley Irrigation District Property

Project Type: Construction Related

Description: Design and construct groundwater supply wells and a transmission pipeline from the wells to the Central Arizona Project (CAP) canal in the Harquahala Valley. This project will be fully funded by the golf courses receiving water through the Irrigation Water Distribution System (IWDS).

Funding by Expenditure Category (In thousands of dollars)	Total Project Cost
Design/Construction Admin	15,000.0
Total:	15,000.0

Funding Sources (In thousands of dollars)	Total Project Cost	ITD Expenditures (Thru 06/21)	Adopted 2021/22	Forecast 2022/23	Forecast 2023/24	Forecast 2024/25	Forecast 2025/26	Future	Total Remaining Budget
Irrigation Water Distribution	15,000.0	-	15,000.0	-	-	-	-	-	15,000.0
Total:	15,000.0	-	15,000.0	-	-	-	-	-	15,000.0

IWDS/HVID Property - Scottsdale National Golf Club - (WH08)

Est. Completion: 06/24

Location: Irrigation Water Distribution System / Harquahala Valley Irrigation District Property

Project Type: Construction Related

Description: Design and construct groundwater supply wells and a transmission pipeline from the wells to the Central Arizona Project (CAP) canal in the Harquahala Valley. This project will be fully funded by a golf course receiving water through the Irrigation Water Distribution System (IWDS).

Funding by Expenditure Category (In thousands of dollars)	Total Project Cost
Design/Construction Admin	4,000.0
Total:	4,000.0

Funding Sources (In thousands of dollars)	Total Project Cost	ITD Expenditures (Thru 06/21)	Adopted 2021/22	Forecast 2022/23	Forecast 2023/24	Forecast 2024/25	Forecast 2025/26	Future	Total Remaining Budget
Irrigation Water Distribution	4,000.0	-	4,000.0	-	-	-	-	-	4,000.0
Total:	4,000.0	-	4,000.0	-	-	-	-	-	4,000.0

Master Plan - Water - (WH22)

Est. Completion: 06/24

Location: Citywide

Project Type: Construction Related

Description: Update integrated master plan to determine water system management needs including federal regulatory impacts and capital project needs. Master planning activities include condition assessment analyses of existing pipelines, reservoirs, pump stations and treatment facilities, as well as updating operating manuals and standard operating procedures. Provides for facility planning, land use planning, and project cost estimating. Facilitates updates to the water Infrastructure Improvement Plan (IIP) needed to define water development fees associated with growth.

Funding by Expenditure Category (In thousands of dollars)	Total Project Cost
Administrative Costs	10.0
Construction	881.2
Design/Construction Admin	490.0
Total:	1,381.2

Funding Sources (In thousands of dollars)	Total Project Cost	ITD Expenditures (Thru 06/21)	Adopted 2021/22	Forecast 2022/23	Forecast 2023/24	Forecast 2024/25	Forecast 2025/26	Future	Total Remaining Budget
Water Rates	1,381.2	(235.8)	645.4	-	500.0	-	-	-	1,145.4
Total:	1,381.2	(235.8)	645.4	-	500.0	-	-	-	1,145.4

Radio Telemetry Monitoring Automation Citywide - Water - (WH14)

Est. Completion: 06/26

Location: Citywide

Project Type: Construction Related

Description: Construct radio telemetry facilities at new and existing water facilities to continue to improve operational efficiency through automation.

Funding by Expenditure Category (In thousands of dollars)	Total Project Cost
Construction	6,355.6
Total:	6,355.6

Funding Sources (In thousands of dollars)	Total Project Cost	ITD Expenditures (Thru 06/21)	Adopted 2021/22	Forecast 2022/23	Forecast 2023/24	Forecast 2024/25	Forecast 2025/26	Future	Total Remaining Budget
Water Rates	6,355.6	(29.2)	3,826.3	1,000.0	250.0	600.0	650.0	-	6,326.3
Total:	6,355.6	(29.2)	3,826.3	1,000.0	250.0	600.0	650.0	-	6,326.3

Regional Recharge Basins - (WH18)

Est. Completion: 06/23

Location: Various locations

Project Type: Construction Related

Description: Recharge the city's unused allocation of Central Arizona Project (CAP) water in the Central Arizona Water Conservation District's (CAWCD) established Tonopah Desert Recharge Project, the Superstition Mountain Recharge Project, the Granite Reef Underground Storage Project and the Salt River Project Groundwater Savings Facility. Recharge in these facilities is critical due to forecasted persistent drought conditions and projected rise of CAP rates. These facilities provide cost effective direct recharge which results in water storage credits that can be used to offset groundwater pumping needed to meet customer demand during peak summer months or extended periods of drought.

Funding by Expenditure Category (In thousands of dollars)	Total Project Cost
Construction	2,022.0
Total:	2,022.0

Funding Sources (In thousands of dollars)	Total Project Cost	ITD Expenditures (Thru 06/21)	Adopted 2021/22	Forecast 2022/23	Forecast 2023/24	Forecast 2024/25	Forecast 2025/26	Future	Total Remaining Budget
Water Rates	2,022.0	(175.8)	1,393.2	453.0	-	-	-	-	1,846.2
Total:	2,022.0	(175.8)	1,393.2	453.0	-	-	-	-	1,846.2

Rio Verde/128th Street Transmission Mains - (WG01)

Est. Completion: 12/22

Location: Rio Verde Drive and 128th Street

Project Type: Construction Related

Description: Design and construct transmission main infrastructure identified by the Infrastructure Improvement Plan (IIP). The IIP is a written document per Arizona Revised Statute 9-463.05, identifying growth driven water and wastewater infrastructure needs that are funded with development fees.

Funding by Expenditure Category (In thousands of dollars)	Total Project Cost
Administrative Costs	447.5
City Fees	84.4
Construction	3,458.3
Contingency	760.8
Design/Construction Admin	345.8
Salaries	168.8
Total:	5,265.7



Funding Sources (In thousands of dollars)	Total Project Cost	ITD Expenditures (Thru 06/21)	Adopted 2021/22	Forecast 2022/23	Forecast 2023/24	Forecast 2024/25	Forecast 2025/26	Future	Total Remaining Budget
Water Development Fees	5,155.7	-	5,155.7	-	-	-	-	-	5,155.7
Water Rates	110.0	-	110.0	-	-	-	-	-	110.0
Total:	5,265.7	-	5,265.7	-	-	-	-	-	5,265.7

Site 146 Zone 11 Pumping Improvement - (WI02)

Est. Completion: 10/22

Location: 10939 East Saguaro Canyon Trail (DC Ranch)

Project Type: Construction Related

Description: Replace booster pumps and buried water tank to increase capacity to homes.

Funding by Expenditure Category (In thousands of dollars)	Total Project Cost
Machinery and Equipment	914.4
Total:	914.4

Funding Sources (In thousands of dollars)	Total Project Cost	ITD Expenditures (Thru 06/21)	Adopted 2021/22	Forecast 2022/23	Forecast 2023/24	Forecast 2024/25	Forecast 2025/26	Future	Total Remaining Budget
Water Development Fees	387.0	-	387.0	-	-	-	-	-	387.0
Water Rates	527.4	-	527.4	-	-	-	-	-	527.4
Total:	914.4	-	914.4	-	-	-	-	-	914.4

Site 42 Reservoir Storage Expansion - (WF02)

Est. Completion: 06/22

Location: Jomax Road and Pima Road

Project Type: Construction Related

Description: Rehabilitate existing 2.5 million-gallon (MG) tank and construct a new 2.5 MG tank. The work associated with these tanks will be consistent with the Infrastructure Improvement Plan (IIP). The IIP is a written document per Arizona Revised Statute 9-463.05, identifying growth driven water and wastewater infrastructure needs that are funded with development fees.

Funding by Expenditure Category (In thousands of dollars)	Total Project Cost
Administrative Costs	251.2
City Fees	47.8
Construction	6,743.7
Contingency	430.9
Design/Construction Admin	195.9
Salaries	95.6
Total:	7,765.0

Funding Sources (In thousands of dollars)	Total Project Cost	ITD Expenditures (Thru 06/21)	Adopted 2021/22	Forecast 2022/23	Forecast 2023/24	Forecast 2024/25	Forecast 2025/26	Future	Total Remaining Budget
Water Development Fees	6,990.0	(550.1)	6,439.9	-	-	-	-	-	6,439.9
Water Rates	775.0	(3.7)	771.3	-	-	-	-	-	771.3
Total:	7,765.0	(553.7)	7,211.3	-	-	-	-	-	7,211.3

State Land Near Legend Trails I - (WF03)

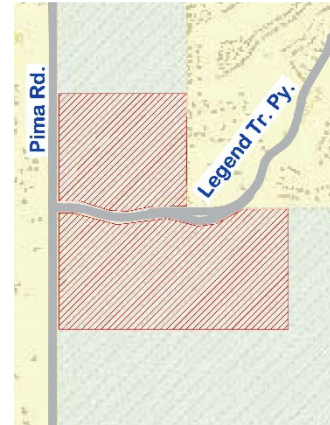
Est. Completion: 06/25

Location: Legend Trails Parkway and Pima Road

Project Type: Construction Related

Description: Design and construct transmission main infrastructure identified by the Infrastructure Improvement Plan (IIP). The IIP is a written document per Arizona Revised Statute 9-463.05, identifying growth driven water and wastewater infrastructure needs that are funded with development fees.

Funding by Expenditure Category (In thousands of dollars)	Total Project Cost
Administrative Costs	358.5
City Fees	89.6
Construction	3,782.9
Contingency	808.0
Design/Construction Admin	367.3
Salaries	179.2
Total:	5,585.5



Funding Sources (In thousands of dollars)	Total Project Cost	ITD Expenditures (Thru 06/21)	Adopted 2021/22	Forecast 2022/23	Forecast 2023/24	Forecast 2024/25	Forecast 2025/26	Future	Total Remaining Budget
Water Development Fees	5,475.5	(0.3)	5,475.2	-	-	-	-	-	5,475.2
Water Rates	110.0	-	110.0	-	-	-	-	-	110.0
Total:	5,585.5	(0.3)	5,585.2	-	-	-	-	-	5,585.2

State Land Near Legend Trails II - (WF04)

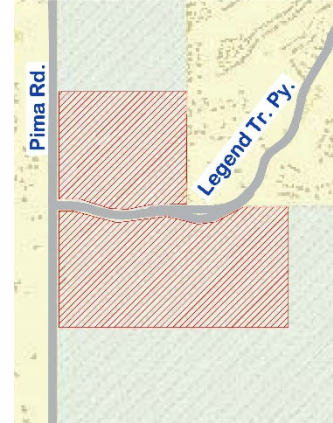
Est. Completion: 12/24

Location: Pima Road and Legend Trails Parkway

Project Type: Construction Related

Description: Design and construct transmission main infrastructure identified by the Infrastructure Improvement Plan (IIP). The IIP is a written document per Arizona Revised Statute 9-463.05, identifying growth driven water and wastewater infrastructure needs that are funded with development fees.

Funding by Expenditure Category (In thousands of dollars)	Total Project Cost
Administrative Costs	476.9
City Fees	119.2
Construction	5,019.1
Contingency	1,074.9
Design/Construction Admin	488.6
Salaries	238.4
Total:	7,417.1



Funding Sources (In thousands of dollars)	Total Project Cost	ITD Expenditures (Thru 06/21)	Adopted 2021/22	Forecast 2022/23	Forecast 2023/24	Forecast 2024/25	Forecast 2025/26	Future	Total Remaining Budget
Water Development Fees	6,134.0	-	6,134.0	-	-	-	-	-	6,134.0
Water Rates	1,283.1	-	150.0	-	1,133.1	-	-	-	1,283.1
Total:	7,417.1	-	6,284.0	-	1,133.1	-	-	-	7,417.1

Technology Master Plan Identified Water Projects - (WE02)

Est. Completion: 12/26

Location: Citywide

Project Type: Technology Related

Description: Design and implement capital improvements identified in the Technology Master Plan. Recommended improvements will focus on the areas of Supervisory Control and Data Acquisition (SCADA) systems, integration of asset management with work order systems, communications implementation, water Smart Meter technology and future master plan updates.

Funding by Expenditure Category (In thousands of dollars)	Total Project Cost
Administrative Costs	137.0
Construction	105.0
Contingency	4,400.0
Design/Construction Admin	3,158.0
Information Technology	2,300.0
Total:	10,100.0

Funding Sources (In thousands of dollars)	Total Project Cost	ITD Expenditures (Thru 06/21)	Adopted 2021/22	Forecast 2022/23	Forecast 2023/24	Forecast 2024/25	Forecast 2025/26	Future	Total Remaining Budget
Water Rates	10,100.0	(1,649.4)	5,200.6	2,750.0	100.0	200.0	200.0	-	8,450.6
Total:	10,100.0	(1,649.4)	5,200.6	2,750.0	100.0	200.0	200.0	-	8,450.6

Thomas Groundwater Treatment Facility - (WC07)

Est. Completion: 06/22

Location: 8600 East Thomas Road

Project Type: Construction Related

Description: Design and construct a new Reverse Osmosis (RO) treatment facility which will receive and treat a side stream of product water discharged from the adjacent Central Groundwater Treatment Facility (CGTF). The added water RO treatment will eliminate existing complex blending plans, enhance groundwater availability, and establish more robust technology needed to address potential future regulations. The naturally occurring water hardness in the groundwater will be reduced to levels similar to water in the city's water distribution system.

Funding Sources (In thousands of dollars)	Total Project Cost	ITD Expenditures (Thru 06/21)	Adopted 2021/22	Forecast 2022/23	Forecast 2023/24	Forecast 2024/25	Forecast 2025/26	Future	Total Remaining Budget
MPC Bonds	12,938.4	(12,915.0)	23.4	-	-	-	-	-	23.4
Water Rates	18,484.2	(16,462.4)	2,021.8	-	-	-	-	-	2,021.8
Total:	31,422.6	(29,377.4)	2,045.3	-	-	-	-	-	2,045.3

Verde River Watershed Feasibility Project - (WI03)

Est. Completion: 11/24

Location: Upstream reservoir, Horseshoe Lake and the downstream reservoir Bartlett Lake on the Verde River Watershed

Project Type: Construction Related

Description: Perform a feasibility study, alongside the US Bureau of Reclamation (BOR), to evaluate infrastructure improvements, ways to protect current storage capacity and potentially secure additional supply to address the uncertain nature of the Salt River Project's (SRP) future water management capabilities as a result of natural sedimentation build up concerns.

Funding by Expenditure Category (In thousands of dollars)	Total Project Cost
Construction	300.0
Total:	300.0

Funding Sources (In thousands of dollars)	Total Project Cost	ITD Expenditures (Thru 06/21)	Adopted 2021/22	Forecast 2022/23	Forecast 2023/24	Forecast 2024/25	Forecast 2025/26	Future	Total Remaining Budget
Water Rates	300.0	-	50.0	100.0	100.0	50.0	-	-	300.0
Total:	300.0	-	50.0	100.0	100.0	50.0	-	-	300.0

Water Campus Vadose Well Construction - (WH01)

Est. Completion: 12/25

Location: Scottsdale Water Campus

Project Type: Construction Related

Description: Construct eight new Vadose wells in existing recharge well field consistent with the Infrastructure Improvement Plan (IIP). The IIP is a written document per Arizona Revised Statute 9-463.05, identifying growth driven water and wastewater infrastructure needs that are funded with development fees.

Funding by Expenditure Category (In thousands of dollars)	Total Project Cost
Administrative Costs	33.5
Construction	2,948.5
Design/Construction Admin	285.0
Total:	3,267.0

Funding Sources (In thousands of dollars)	Total Project Cost	ITD Expenditures (Thru 06/21)	Adopted 2021/22	Forecast 2022/23	Forecast 2023/24	Forecast 2024/25	Forecast 2025/26	Future	Total Remaining Budget
Water Development Fees	3,200.0	-	3,200.0	-	-	-	-	-	3,200.0
Water Rates	67.0	(0.3)	66.7	-	-	-	-	-	66.7
Total:	3,267.0	(0.3)	3,266.7	-	-	-	-	-	3,266.7

Water Campus Vadose Well Rehabilitation - (WB79)

Est. Completion: 12/25

Location: Scottsdale Water Campus

Project Type: Construction Related

Description: Rehabilitate Vadose Zone recharge wells at the Water Campus to cost effectively extend the useful life of these aging assets. The Vadose Well complex at the Water Campus serves to recharge advanced treated water for the purposes of future groundwater withdrawals. Systematic rehabilitation of the existing recharge wells will reinforce this sustainable practice.

Funding Sources (In thousands of dollars)	Total Project Cost	ITD Expenditures (Thru 06/21)	Adopted 2021/22	Forecast 2022/23	Forecast 2023/24	Forecast 2024/25	Forecast 2025/26	Future	Total Remaining Budget
Water Rates	840.0	(40.5)	674.5	50.0	25.0	50.0	-	-	799.5
Total:	840.0	(40.5)	674.5	50.0	25.0	50.0	-	-	799.5

Water Distribution System Improvements - (WH21)

Est. Completion: 06/26

Location: Citywide

Project Type: Construction Related

Description: Improve the water distribution system due to system aging, and increasing demands including downtown revitalization. The project includes replacement of mains, pressure regulating valves, meters and other valves, as well as the design and construction of new water mains at various locations throughout the distribution system to improve service and to reduce operating cost. Replacement of existing small mains (four-inches and smaller) is required to meet fire flow requirements as set forth by city ordinance. This project will also include inspection, design, repair and replacement of water storage reservoirs and pump stations as driven by findings from the Asset Management Program.

Funding by Expenditure Category (In thousands of dollars)	Total Project Cost
Administrative Costs	1,135.3
Construction	63,348.4
Design/Construction Admin	5,676.5
Total:	70,160.1

Funding Sources (In thousands of dollars)	Total Project Cost	ITD Expenditures (Thru 06/21)	Adopted 2021/22	Forecast 2022/23	Forecast 2023/24	Forecast 2024/25	Forecast 2025/26	Future	Total Remaining Budget
Water Rates	70,160.1	(9,360.2)	26,899.9	9,100.0	8,000.0	9,000.0	7,800.0	-	60,799.9
Total:	70,160.1	(9,360.2)	26,899.9	9,100.0	8,000.0	9,000.0	7,800.0	-	60,799.9

Water Fund Contingency - (ZE02)

Est. Completion: 12/25

Location: Citywide

Project Type: Construction Related

Description: Provide budgetary appropriation set aside for water system emergencies or unforeseen expenditures not otherwise budgeted.

Funding by Expenditure Category (In thousands of dollars)	Total Project Cost
Contingency	15,000.0
Total:	15,000.0

Funding Sources (In thousands of dollars)	Total Project Cost	ITD Expenditures (Thru 06/21)	Adopted 2021/22	Forecast 2022/23	Forecast 2023/24	Forecast 2024/25	Forecast 2025/26	Future	Total Remaining Budget
Water Rates	15,000.0	-	3,000.0	3,000.0	3,000.0	3,000.0	3,000.0	-	15,000.0
Total:	15,000.0	-	3,000.0	3,000.0	3,000.0	3,000.0	3,000.0	-	15,000.0

Water Impact Fees - (WC01)

Est. Completion: 12/26

Location: Citywide

Project Type: Construction Related

Description: Perform a water development fee study and audit requirements as required per Arizona Revised Statute 9-463.05.

Funding Sources (In thousands of dollars)	Total Project Cost	ITD Expenditures (Thru 06/21)	Adopted 2021/22	Forecast 2022/23	Forecast 2023/24	Forecast 2024/25	Forecast 2025/26	Future	Total Remaining Budget
Water Development Fees	220.0	(196.8)	23.2	-	-	-	-	-	23.2
Water Rates	108.0	(0.1)	54.9	1.0	1.0	1.0	50.0	-	107.9
Total:	328.0	(196.9)	78.1	1.0	1.0	1.0	50.0	-	131.1

Water Meter Replacement Program - (WH15)

Est. Completion: 06/26

Location: Citywide

Project Type: Construction Related

Description: Purchase and install automated meter equipment and input into work order and billing system. The city is in the process of a multi-year transition from conventional-read water meters to automated metering devices for all customers.

Funding by Expenditure Category (In thousands of dollars)	Total Project Cost
Administrative Costs	292.3
Construction	18,142.8
Total:	18,435.1

Funding Sources (In thousands of dollars)	Total Project Cost	ITD Expenditures (Thru 06/21)	Adopted 2021/22	Forecast 2022/23	Forecast 2023/24	Forecast 2024/25	Forecast 2025/26	Future	Total Remaining Budget
Water Rates	18,435.1	(2,825.5)	5,209.6	3,900.0	2,000.0	2,500.0	2,000.0	-	15,609.6
Total:	18,435.1	(2,825.5)	5,209.6	3,900.0	2,000.0	2,500.0	2,000.0	-	15,609.6

Water Participation Program - (WH10)

Est. Completion: 06/26

Location: Citywide

Project Type: Construction Related

Description: Facilitate the extension of water lines as required by City Code. The program allows the city to administer payback agreements to assist single-family residences connecting to the city's water distribution system. These paybacks are settled in the future, and the funding outlays made through this program will be re-paid to the city with interest.

Funding by Expenditure Category (In thousands of dollars)	Total Project Cost
Construction	1,197.6
Total:	1,197.6

Funding Sources (In thousands of dollars)	Total Project Cost	ITD Expenditures (Thru 06/21)	Adopted 2021/22	Forecast 2022/23	Forecast 2023/24	Forecast 2024/25	Forecast 2025/26	Future	Total Remaining Budget
Water Rates	1,197.6	-	1,097.6	-	-	-	100.0	-	1,197.6
Total:	1,197.6	-	1,097.6	-	-	-	100.0	-	1,197.6

Water Participation Program - City Portion - (WH03)

Est. Completion: 06/28

Location: Systemwide (Water)

Project Type: Construction Related

Description: Construct city portion of water line extension program that is not covered by customer reimbursement.

Funding by Expenditure Category (In thousands of dollars)	Total Project Cost
Construction	3,000.0
Total:	3,000.0

Funding Sources (In thousands of dollars)	Total Project Cost	ITD Expenditures (Thru 06/21)	Adopted 2021/22	Forecast 2022/23	Forecast 2023/24	Forecast 2024/25	Forecast 2025/26	Future	Total Remaining Budget	
Water Rates	3,000.0	(52.8)	947.2	500.0	500.0	500.0	500.0	-	2,947.2	
Total:	3,000.0	(52.8)	947.2	500.0	500.0	500.0	500.0	500.0	-	2,947.2

Water Quality Lab Equipment Replacement - (WG05)

Est. Completion: 06/26

Location: Scottsdale Water Campus Laboratory

Project Type: Technology Related

Description: Replace and acquire new laboratory equipment and software that is used for the analysis of drinking water, reclaimed water and advanced treated reclaimed water in the Water Quality Laboratory.

Funding by Expenditure Category (In thousands of dollars)	Total Project Cost
Administrative Costs	200.0
Machinery and Equipment	900.0
Total:	1,100.0

Funding Sources (In thousands of dollars)	Total Project Cost	ITD Expenditures (Thru 06/21)	Adopted 2021/22	Forecast 2022/23	Forecast 2023/24	Forecast 2024/25	Forecast 2025/26	Future	Total Remaining Budget
Water Rates	1,100.0	(42.8)	957.2	-	-	50.0	50.0	-	1,057.2
Total:	1,100.0	(42.8)	957.2	-	-	50.0	50.0	-	1,057.2

Water Resources Impact Fees - (WC02)

Est. Completion: 12/26

Location: Citywide

Project Type: Construction Related

Description: Perform a water resources development fee study and audit requirements as required per Arizona Revised Statute 9-463.05.

Funding Sources (In thousands of dollars)	Total Project Cost	ITD Expenditures (Thru 06/21)	Adopted 2021/22	Forecast 2022/23	Forecast 2023/24	Forecast 2024/25	Forecast 2025/26	Future	Total Remaining Budget
Water Rates	108.0	(0.1)	54.9	1.0	1.0	1.0	50.0	-	107.9
Water Resource Development Fees	220.0	(80.2)	139.8	-	-	-	-	-	139.8
Total:	328.0	(80.3)	194.7	1.0	1.0	1.0	50.0	-	247.7

Water System Oversizing - (WF07)

Est. Completion: 06/26

Location: Citywide

Project Type: Construction Related

Description: Oversize lines and facilities to meet future capacity according to the Water Master Plan standards. Residential owners and developers are required by City Code to extend water lines (typically an eight-inch water line) at the resident/developer cost, and the city wishes to use that opportunity to upsize the line to accommodate regional flows. The city pays the cost difference between the upsized line and the price the resident/developer would have paid to extend the water line in-kind.

Funding by Expenditure Category (In thousands of dollars)	Total Project Cost
Administrative Costs	22.0
Construction	1,028.6
Total:	1,050.6

Funding Sources (In thousands of dollars)	Total Project Cost	ITD Expenditures (Thru 06/21)	Adopted 2021/22	Forecast 2022/23	Forecast 2023/24	Forecast 2024/25	Forecast 2025/26	Future	Total Remaining Budget
Water Rates	1,050.6	(404.6)	96.0	150.0	150.0	100.0	150.0	-	646.0
Total:	1,050.6	(404.6)	96.0	150.0	150.0	100.0	150.0	-	646.0

Water System Security Enhancement Projects - (WE03)

Est. Completion: 12/26

Location: Citywide

Project Type: Construction Related

Description: Enact security enhancements at water facilities identified in the Water Resources Vulnerability Assessment. This includes upgrades of existing prevention, detection and response systems as needed.

Funding by Expenditure Category (In thousands of dollars)	Total Project Cost
Administrative Costs	115.0
Construction	2,739.0
Design/Construction Admin	206.0
Total:	3,060.0

Funding Sources (In thousands of dollars)	Total Project Cost	ITD Expenditures (Thru 06/21)	Adopted 2021/22	Forecast 2022/23	Forecast 2023/24	Forecast 2024/25	Forecast 2025/26	Future	Total Remaining Budget
Water Rates	3,060.0	(1,510.7)	789.3	200.0	180.0	180.0	200.0	-	1,549.3
Total:	3,060.0	(1,510.7)	789.3	200.0	180.0	180.0	200.0	-	1,549.3

Water Treatment Facility Improvements - (WD04)

Est. Completion: 06/26

Location: Water Treatment Facilities - Central Arizona Project (CAP) Plant, Chaparral Water Plant and Arsenic Treatment Facility

Project Type: Construction Related

Description: Improve the water treatment facilities due to aging components. This project will include minor design, maintenance and construction modifications to various water treatment plant infrastructure. In addition, design and replace pump stations and storage tanks will be conducted as identified in the Asset Management Program.

Funding Sources (In thousands of dollars)	Total Project Cost	ITD Expenditures (Thru 06/21)	Adopted 2021/22	Forecast 2022/23	Forecast 2023/24	Forecast 2024/25	Forecast 2025/26	Future	Total Remaining Budget
MPC Bonds	400.0	(399.0)	1.0	-	-	-	-	-	1.0
Water Rates	61,850.0	(23,103.0)	9,747.0	10,000.0	10,000.0	4,000.0	5,000.0	-	38,747.0
Total:	62,250.0	(23,502.0)	9,748.0	10,000.0	10,000.0	4,000.0	5,000.0	-	38,748.0

Water Treatment Plant Membranes - (WH17)

Est. Completion: 06/26

Location: Water Treatment Plants

Project Type: Construction Related

Description: Replace water treatment membranes at the Chaparral Water Treatment Plant, Central Arizona Project (CAP) Water Treatment Plant and Advanced Water Treatment Plant.

Funding by Expenditure Category (In thousands of dollars)	Total Project Cost
Administrative Costs	127.7
Construction	7,595.2
Total:	7,722.9

Funding Sources (In thousands of dollars)	Total Project Cost	ITD Expenditures (Thru 06/21)	Adopted 2021/22	Forecast 2022/23	Forecast 2023/24	Forecast 2024/25	Forecast 2025/26	Future	Total Remaining Budget
Water Rates	7,722.9	(646.8)	1,516.1	2,160.0	1,200.0	1,100.0	1,100.0	-	7,076.1
Total:	7,722.9	(646.8)	1,516.1	2,160.0	1,200.0	1,100.0	1,100.0	-	7,076.1

Well Site - In Crossroads East - North of the Arizona State Route 101 - (WF05)

Est. Completion: 12/23

Location: Between Scottsdale Road and Hayden Road, north of the Arizona State Route 101

Project Type: Construction Related

Description: Design and construct a new well north of the Arizona State Route 101 near Hayden Road for recharge and recovery consistent with the Infrastructure Improvement Plan (IIP). The IIP is a written document per Arizona Revised Statute 9-463.05, identifying growth driven water and wastewater infrastructure needs that are funded with development fees.

Funding by Expenditure Category (In thousands of dollars)	Total Project Cost
Administrative Costs	338.6
City Fees	64.7
Construction	2,649.6
Contingency	582.9
Design/Construction Admin	265.0
Salaries	129.3
Total:	4,030.0

Funding Sources (In thousands of dollars)	Total Project Cost	ITD Expenditures (Thru 06/21)	Adopted 2021/22	Forecast 2022/23	Forecast 2023/24	Forecast 2024/25	Forecast 2025/26	Future	Total Remaining Budget
Water Development Fees	3,950.0	(1,109.6)	2,840.4	-	-	-	-	-	2,840.4
Water Rates	80.0	-	80.0	-	-	-	-	-	80.0
Total:	4,030.0	(1,109.6)	2,920.4	-	-	-	-	-	2,920.4

Well Sites - (WH19)

Est. Completion: 06/26

Location: Multiple locations

Project Type: Construction Related

Description: Design and construct new wells and upgrade existing wells to meet anticipated demands at locations determined consistent with the Master Plan. The city will need to replace existing wells once the well has reached its useful life.

Funding by Expenditure Category (In thousands of dollars)	Total Project Cost
Administrative Costs	20.0
Construction	2,370.0
Design/Construction Admin	100.0
Total:	2,490.0

Funding Sources (In thousands of dollars)	Total Project Cost	ITD Expenditures (Thru 06/21)	Adopted 2021/22	Forecast 2022/23	Forecast 2023/24	Forecast 2024/25	Forecast 2025/26	Future	Total Remaining Budget
Water Rates	2,490.0	(26.7)	1,663.3	200.0	200.0	200.0	200.0	-	2,463.3
Total:	2,490.0	(26.7)	1,663.3	200.0	200.0	200.0	200.0	-	2,463.3

Well Sites Rehabilitation - (WH09)

Est. Completion: 06/26

Location: Citywide

Project Type: Construction Related

Description: Analyze, chemically or mechanically clean and rehabilitate wells and associated facilities as necessary. The wells in the city provide a critical water supply and need to be in proper working order to support peak summer and future water demands.

Funding by Expenditure Category (In thousands of dollars)	Total Project Cost
Construction	1,543.2
Total:	1,543.2

Funding Sources (In thousands of dollars)	Total Project Cost	ITD Expenditures (Thru 06/21)	Adopted 2021/22	Forecast 2022/23	Forecast 2023/24	Forecast 2024/25	Forecast 2025/26	Future	Total Remaining Budget
Water Rates	1,543.2	(173.5)	1,219.7	-	-	-	150.0	-	1,369.7
Total:	1,543.2	(173.5)	1,219.7	-	-	-	150.0	-	1,369.7

Westworld System Improvements - (WH06)

Est. Completion: 06/25

Location: McDowell Mountain

Project Type: Construction Related

Description: Improve the McDowell Mountain Golf recharge recovery pipeline, pump stations reservoirs, and recharge wells. This project will be fully funded by the golf courses and city facilities receiving Central Arizona Project (CAP) water from the CAP Canal and delivered through the improvements.

Funding by Expenditure Category (In thousands of dollars)	Total Project Cost
Administrative Costs	88.4
Construction	4,734.8
Design/Construction Admin	437.0
Total:	5,260.2

Funding Sources (In thousands of dollars)	Total Project Cost	ITD Expenditures (Thru 06/21)	Adopted 2021/22	Forecast 2022/23	Forecast 2023/24	Forecast 2024/25	Forecast 2025/26	Future	Total Remaining Budget
WestWorld Golf	5,260.2	(267.8)	4,492.5	200.0	150.0	150.0	-	-	4,992.5
Total:	5,260.2	(267.8)	4,492.5	200.0	150.0	150.0	-	-	4,992.5

Zone 14/16 Water System Improvements Phase 2 - (WH23)

Est. Completion: 06/23

Location: Carefree Highway and Bartlett Road

Project Type: Construction Related

Description: Design and construct two potable water booster stations and a 500,000-gallon storage reservoir to meet projected customer demand and fire flow in the water service area known as Wildcat Hill. This area is located south of Cave Creek Road and east of Pima Road in north Scottsdale. The work will be consistent with the Infrastructure Improvement Plan (IIP). The IIP is a written document per Arizona Revised Statute 9-463.05, identifying growth driven water and wastewater infrastructure needs that are funded with development fees.

Funding by Expenditure Category (In thousands of dollars)	Total Project Cost
Construction	3,367.1
Total:	3,367.1

Funding Sources (In thousands of dollars)	Total Project Cost	ITD Expenditures (Thru 06/21)	Adopted 2021/22	Forecast 2022/23	Forecast 2023/24	Forecast 2024/25	Forecast 2025/26	Future	Total Remaining Budget
Water Development Fees	19.1	(2.5)	16.5	-	-	-	-	-	16.5
Water Rates	3,348.0	(4.7)	3,343.3	-	-	-	-	-	3,343.3
Total:	3,367.1	(7.2)	3,359.8	-	-	-	-	-	3,359.8

Zone 3W Water System Improvements - (WD03)

Est. Completion: 06/22

Location: Hayden Road and Frank Lloyd Wright Boulevard west of the Arizona State Route 101

Project Type: Construction Related

Description: Design and construct water system improvements in the Airpark area due to growth driven capacity demands including the installation of 12-inch, 20-inch and 30-inch transmission mains. The improvements will help meet growing water demands due to projected increased densities in the greater Airpark region. The work will be consistent with the Infrastructure Improvement Plan (IIP). The IIP is a written document per Arizona Revised Statute 9-463.05, identifying growth driven water and wastewater infrastructure needs that are funded with development fees.

Funding Sources (In thousands of dollars)	Total Project Cost	ITD Expenditures (Thru 06/21)	Adopted 2021/22	Forecast 2022/23	Forecast 2023/24	Forecast 2024/25	Forecast 2025/26	Future	Total Remaining Budget
Water Rates	4,775.0	-	4,775.0	-	-	-	-	-	4,775.0
Total:	4,775.0	-	4,775.0	-	-	-	-	-	4,775.0

Zone 8 Jomax Road Transmission Line - (WG03)

Est. Completion: 12/24

Location: Jomax Road

Project Type: Construction Related

Description: Install water transmission line for future growth according to the 2015 Water Master Plan and the Infrastructure Improvement Plan (IIP). The IIP is a written document per Arizona Revised Statute 9-463.05, identifying growth driven water and wastewater infrastructure needs that are funded with development fees.

Funding by Expenditure Category (In thousands of dollars)	Total Project Cost
Administrative Costs	62.5
City Fees	11.9
Construction	486.3
Contingency	107.0
Design/Construction Admin	48.6
Salaries	23.7
Total:	740.0

Funding Sources (In thousands of dollars)	Total Project Cost	ITD Expenditures (Thru 06/21)	Adopted 2021/22	Forecast 2022/23	Forecast 2023/24	Forecast 2024/25	Forecast 2025/26	Future	Total Remaining Budget
Water Development Fees	725.0	-	725.0	-	-	-	-	-	725.0
Water Rates	15.0	-	15.0	-	-	-	-	-	15.0
Total:	740.0	-	740.0	-	-	-	-	-	740.0

Zone 8-D Jomax Road Transmission Line - (WG02)

Est. Completion: 12/24

Location: Jomax Road

Project Type: Construction Related

Description: Install Water Transmission line for future growth according to the 2015 Water Master Plan and the Infrastructure Improvement Plan (IIP). The IIP is a written document per Arizona Revised Statute 9-463.05, identifying growth driven water and wastewater infrastructure needs that are funded with development fees.

Funding by Expenditure Category (In thousands of dollars)	Total Project Cost
Administrative Costs	79.7
City Fees	15.2
Construction	621.8
Contingency	136.8
Design/Construction Admin	62.2
Salaries	30.3
Total:	946.0

Funding Sources (In thousands of dollars)	Total Project Cost	ITD Expenditures (Thru 06/21)	Adopted 2021/22	Forecast 2022/23	Forecast 2023/24	Forecast 2024/25	Forecast 2025/26	Future	Total Remaining Budget
Water Development Fees	927.0	-	927.0	-	-	-	-	-	927.0
Water Rates	19.0	-	19.0	-	-	-	-	-	19.0
Total:	946.0	-	946.0	-	-	-	-	-	946.0



CITY OF SCOTTSDALE
1951 – 2021



CITY HALL

Scottsdale City Hall
Courtesy of the Scottsdale Historical Society and Scottsdale Public Library

ORDINANCE NO. 4502

AN ORDINANCE OF THE COUNCIL OF THE CITY OF SCOTTSDALE, MARICOPA COUNTY, ARIZONA, FINALLY DETERMINING AND ADOPTING ESTIMATES OF PROPOSED EXPENDITURES BY THE CITY OF SCOTTSDALE FOR THE FISCAL YEAR BEGINNING JULY 1, 2021, AND ENDING JUNE 30, 2022, AND DECLARING THAT SUCH SHALL CONSTITUTE THE BUDGET FOR THE CITY OF SCOTTSDALE; RECOGNIZING CONDITIONS ON TRANSFERS OF BUDGETED MONIES; AND ADOPTING THE FINAL FY 2021/22 JOB CLASSIFICATION PLAN.

WHEREAS, in accordance with the provisions of Title 42, Chapter 17 of the Arizona Revised Statutes, and the Scottsdale City Charter, the City Council did, on May 18, 2021, make a budget estimate of the different amounts required to meet the public expenses for the fiscal year beginning July 1, 2021, and ending June 30, 2022 ("Fiscal Year 2021/2022"), an estimate of receipts from sources other than direct taxation, and the amount to be raised by taxation upon real and personal property within the City of Scottsdale, Arizona;

WHEREAS, following publication of notice as required by law, the City Council held a public hearing on June 8, 2021, at which any taxpayer could appear and be heard in favor of or against any proposed expenditure or property tax levy;

WHEREAS, following the public hearing, the City Council convened in a special meeting for purposes of finally determining and adopting the estimates of proposed expenditures, which estimates, when adopted, would constitute the budget of the City of Scottsdale for Fiscal Year 2021/2022;

WHEREAS, it appears that publication has been duly made, as required by law, of said budget estimates, together with a notice that the City Council will meet on June 22, 2021 for the purpose of assessing the primary and secondary property tax levies;

WHEREAS, the sums to be raised by taxation, as specified therein, do not, in the aggregate, exceed that amount for primary property taxes as computed in A.R.S. § 42-17051;

WHEREAS, in accordance with Scottsdale Revised Code section 14-22, the City Council must annually adopt the job classification plan, including a listing of official titles with the authorized number of positions, salary range, and a breakdown of titles and numbers of positions by section; and now, therefore

BE IT ORDAINED by the Council of the City of Scottsdale, Maricopa County, Arizona, as follows:

Section 1. That pursuant to the laws of the State of Arizona and the Scottsdale City Charter, Schedules A through G, as further described below, attached hereto as Exhibit 1 and incorporated herein by this reference in their entirety, are hereby adopted as the Final Budget of the City of Scottsdale Fiscal Year 2021/2022:

Schedule A, Summary Schedule of Estimated Revenues and Expenditures/Expenses Fiscal Year 2021/2022

Schedule B, Summary of Property Tax Levy and Property Tax Rate Information Fiscal Year 2021/2022

Schedule C, Summary by Fund of Revenues Other than Property Taxes Fiscal Year 2021/2022

Schedule D, Summary by Fund Type of Other Financing Sources/(Uses) and Interfund Transfers Fiscal Year 2021/2022

Schedule E, Summary by Division of Expenditures/Expenses Within Each Fund Type Fiscal Year 2021/2022

Schedule F, Summary by Division of Expenditures/Expenses Fiscal Year 2021/2022

Schedule G, Full-Time Employees and Personnel Compensation Fiscal Year 2021/2022

Section 2. That upon the recommendation of the City Manager, and with the approval of the City Council, expenditures may be made for the budget from contingencies and reserves.

Section 3. That the City Council expressly authorizes the City Manager, at any time, to transfer funds from any unencumbered macro level appropriation balance stated for a specific purpose to a division and/or fund in conformity with that purpose.

Section 4. That resources from any fund may be used to meet the adopted budget, except funds specifically restricted by Federal or State law or by City ordinance or resolution.

Section 5. That the City Council, subject to the limitation in Section 4 and to the extent allowable by law, expressly authorizes the City Manager, at any time, to transfer grant/match contingency funds to airport Capital Improvement Plan projects as may become necessary or desirable during the fiscal year.

Section 6. That pursuant to section 14-20 *et seq.* of the Scottsdale Revised Code, the Final FY 2021/22 Job Classification Plan, which is on file with, and available for review at, the Office of the City Clerk, is hereby adopted.


PASSED AND ADOPTED by the Council of the City of Scottsdale, Maricopa County, Arizona, this 8th day of June, 2021.

ATTEST:



Ben Lane, City Clerk

CITY OF SCOTTSDALE, an Arizona municipal corporation



David D. Ortega, Mayor

APPROVED AS TO FORM:



Sherry R. Scott, City Attorney

By: Kimberly Campbell, Senior Assistant City Attorney

APPENDIX | Budget Adoption Ordinance

CITY OF SCOTTSDALE
Summary Schedule of Estimated Revenues and Expenditures/Expenses
Fiscal Year 2021/2022
Schedule A

FUNDS

Fiscal Year		SCH	General Fund	Special Revenue Fund	Debt Service Fund	Capital Project Funds	Permanent Fund	Enterprise Funds	Internal Service Funds	Total All Funds
2021	Adopted/Adjusted Budgeted Expenditures/Expenses*	E 1	\$353,456,052	\$89,860,643	\$95,169,683	\$718,612,106	\$30,385	\$236,231,729	\$47,047,911	\$1,540,408,509
2021	Actual Expenditures/Expenses**	E 2	\$269,101,448	\$103,058,444	\$87,514,526	\$690,862,106	\$0	\$157,384,727	\$12,912,689	\$1,320,833,940
2022	Fund Balance/Net Position at July 1	3	\$130,296,640	\$122,779,074	\$8,384,936	\$302,492,206	\$51,390	\$84,271,420	\$53,676,013	\$701,951,679
2022	Primary Property Tax Levy	B 4	\$34,767,021	\$0	\$0	\$0	\$0	\$0	\$290,000	\$35,057,021
2022	Secondary Property Tax Levy	B 5	\$0	\$0	\$35,078,990	\$0	\$0	\$0	\$0	\$35,078,990
2022	Estimated Revenues Other than Property Taxes	C 6	\$289,319,349	\$161,738,154	\$0	\$685,454,442	\$0	\$212,028,825	\$11,076,977	\$1,359,617,747
2022	Other Financing Sources	D 7	\$0	\$0	\$0	\$0	\$0	\$0	\$0	\$0
2022	Other Financing (Uses)	D 8	\$0	\$0	\$0	\$0	\$0	\$0	\$0	\$0
2022	Interfund Transfers In	D 9	\$11,381,324	\$110,000	\$53,530,541	\$96,028,664	\$0	\$9,938,339	\$100,000	\$171,088,868
2022	Interfund Transfers (Out)	D 10	\$30,953,405	\$71,414,766	\$0	\$6,806,922	\$0	\$61,036,298	\$877,477	\$171,088,868
2022	Line:11: Reduction for Fund Balance Reserved for Future Budget Year Expenditures	11								
	Maintained for Future Debt Retirement									
	Maintained for Future Capital Projects									
	Maintained for Future Financial Stability									
2022	Total Financial Resources Available	12	\$454,383,010	\$284,517,228	\$43,463,926	\$987,946,648	\$51,390	\$296,300,245	\$65,042,990	\$2,131,705,437
2022	Budgeted Expenditures/Expenses	E 13	\$412,410,929	\$129,434,843	\$96,994,467	\$849,487,038	\$0	\$243,009,691	\$53,999,591	\$1,785,336,559

Expenditure Limitation Comparison

	<u>2020/2021</u>	<u>2021/2022</u>
1. Budgeted expenditures/expenses	\$1,540,408,509	\$1,785,336,559
2. Add/subtract : estimated net reconciling items	-	-
3. Budgeted expenditures/expenses adjusted for reconciling items	1,540,408,509	1,785,336,559
4. Less: estimated exclusions	(1,092,309,834)	(1,480,585,869)
5. Amount subject to the expenditure limitation	448,098,675	304,750,690
6. EEC expenditure limitation	\$523,942,496	\$535,530,417

*Includes expenditure adjustments approved in FY 2020/2021 from Schedule E.

**Includes actual amounts as of the date the adopted budget was prepared, adjusted for estimated activity for the remainder of the fiscal year.

CITY OF SCOTTSDALE
Summary of Property Tax Levy and Property Tax Rate Information
Fiscal Year 2021/2022
Schedule B

	Fiscal Year 2020/2021	Fiscal Year 2021/2022
1. Maximum allowable primary property tax levy. A.R.S. §42-17051(A)	33,721,128	35,061,021
2. Amount received from primary property taxation in the current year in excess of the sum of that year's maximum allowable primary property tax levy. A.R.S. §42-17102(A)(18)	-	-
3. Property tax levy amounts		
A. Primary property taxes	34,893,709	35,057,021
<u>Property tax judgment</u>	-	-
B. Secondary property taxes	33,372,880	35,078,990
<u>Property tax judgment</u>	-	-
C. Total property tax levy amounts	<u>68,266,589</u>	<u>70,136,011</u>
4. Property taxes collected*		
A. Primary property taxes		
(1) 2020/2021 levy	34,165,777	
(2) Prior years' levies	374,460	
(3) Total primary property taxes	<u>34,540,237</u>	
B. Secondary property taxes		
(1) 2020/2021 levy	32,676,675	
(2) Prior years' levies	358,139	
(3) Total secondary property taxes	<u>33,034,814</u>	
C. Total property taxes collected	<u>67,575,051</u>	
5. Property tax rates		
A. City tax rate		
(1) Primary property tax rate	0.5273	0.5039
<u>Property tax judgement</u>	0.0000	0.0000
(2) Secondary property tax rate	0.5043	0.5042
<u>Property tax judgement</u>	0.0000	0.0000
(3) Total city tax rate	<u>1.0316</u>	<u>1.0081</u>
B. Special assessment district tax rates		

Secondary property tax rates - As of the date the adopted budget was prepared, the city was operating 355 special assessment districts (streetlight improvement districts) for which secondary property taxes are levied. For information pertaining to these special assessment districts and their tax rates, please contact the City of Scottsdale City Treasurer Division.

*Includes actual property taxes collected as of the date the adopted budget was prepared, plus estimated property tax collections for the remainder of the fiscal year.

CITY OF SCOTTSDALE
 Summary by Fund of Revenues Other than Property Taxes
 Fiscal Year 2021/2022
 Schedule C

Source of Revenues	Budgeted Revenues 2020/2021	Actual Revenues 2020/2021*	Adopted Revenues 2021/2022
GENERAL FUND			
TAXES - LOCAL			
AUTOMOTIVE	\$16,881,926	\$16,881,926	\$21,093,663
CONSTRUCTION	\$9,781,919	\$9,781,919	\$13,252,688
DINING/ENTERTNMNT	\$8,766,663	\$8,766,663	\$11,364,899
FOOD STORES	\$9,875,273	\$9,875,273	\$10,066,211
HOTEL/MOTEL	\$4,017,504	\$4,017,504	\$6,752,727
MAJOR DEPT STORES	\$10,624,341	\$10,624,341	\$10,568,750
MISC RETAIL STORES	\$23,985,270	\$23,985,270	\$30,308,753
OTHER ACTIVITY	\$13,434,578	\$13,434,578	\$15,882,757
RENTAL	\$19,837,702	\$19,837,702	\$19,684,030
UTILITIES	\$5,426,564	\$5,426,564	\$5,265,083
ELECTRIC & GAS FRANCHISE	\$8,660,966	\$8,660,966	\$8,148,680
CABLE TV LICENSE FEE	\$4,206,063	\$4,206,063	\$4,000,000
SALT RIVER PROJECT IN LIEU	\$232,348	\$232,348	\$234,671
STORMWATER FEE	\$942,896	\$942,896	\$942,896
TOTAL TAXES - LOCAL	\$136,674,013	\$136,674,013	\$157,565,808
STATE SHARED REVENUES			
STATE SHARED SALES TAX	\$24,525,227	\$24,525,227	\$30,301,260
STATE SHARED INCOME TAX	\$37,081,460	\$37,081,460	\$33,671,804
AUTO LIEU TAX	\$10,595,315	\$10,595,315	\$11,967,636
TOTAL STATE SHARED REVENUES	\$72,202,002	\$72,202,002	\$75,940,700
CHARGES FOR SERVICE/OTHER			
WESTWORLD EQUESTRIAN FACILITY FEES	\$5,046,027	\$4,398,027	\$5,152,517
INTERGOVERNMENTAL AGREEMENTS	\$4,094,331	\$4,094,331	\$4,412,249
MISCELLANEOUS	\$1,101,286	\$1,101,286	\$1,544,454
PROPERTY RENTAL	\$3,326,396	\$3,974,396	\$3,258,857
TOTAL CHARGES FOR SERVICE/OTHER	\$13,568,040	\$13,568,040	\$14,368,077
LICENSE PERMITS & FEES			
BUSINESS & LIQUOR LICENSES	\$1,791,200	\$1,791,200	\$1,782,860
FIRE CHARGES FOR SERVICES	\$1,767,150	\$1,767,150	\$1,916,804
RECREATION FEES	\$2,829,658	\$2,829,658	\$4,460,597
TOTAL LICENSE PERMITS & FEES	\$6,388,008	\$6,388,008	\$8,160,261
FINES FEES & FORFEITURES			
COURT FINES	\$4,003,074	\$4,003,074	\$3,983,438
LIBRARY	\$252,175	\$252,175	\$103,668
PARKING FINES	\$282,030	\$282,030	\$290,392
PHOTO RADAR	\$2,656,115	\$2,656,115	\$2,343,564
JAIL DORMITORY	\$342,000	\$342,000	\$182,250
TOTAL FINES FEES & FORFEITURES	\$7,535,394	\$7,535,394	\$6,903,312

APPENDIX | Budget Adoption Ordinance

Source of Revenues	Budgeted Revenues 2020/2021	Actual Revenues 2020/2021*	Adopted Revenues 2021/2022
INTEREST EARNINGS			
INTEREST EARNINGS	\$3,464,832	\$3,464,832	\$1,939,790
TOTAL INTEREST EARNINGS	\$3,464,832	\$3,464,832	\$1,939,790
BUILDING PERMIT FEES & CHARGES			
BUILDING & RELATED PERMITS	\$16,518,181	\$16,518,181	\$17,222,793
TOTAL BUILDING PERMIT FEES & CHARGES	\$16,518,181	\$16,518,181	\$17,222,793
INDIRECT/DIRECT COST ALLOCATIONS			
INDIRECT COSTS	\$6,522,218	\$6,522,218	\$6,793,734
DIRECT COST ALLOCATION (FIRE)	\$444,281	\$444,281	\$424,874
TOTAL INDIRECT/DIRECT COST ALLOCATIONS	\$6,966,499	\$6,966,499	\$7,218,608
TOTAL GENERAL FUND	\$263,316,969	\$263,316,969	\$289,319,349
SPECIAL REVENUE FUNDS			
PRESERVATION FUNDS			
AUTOMOTIVE	\$5,371,520	\$5,371,520	\$6,711,620
CONSTRUCTION	\$3,112,429	\$3,112,429	\$4,216,765
DINING/ENTERTNMNT	\$2,789,392	\$2,789,392	\$3,616,104
FOOD STORES	\$3,142,132	\$3,142,132	\$3,202,885
HOTEL/MOTEL	\$1,278,296	\$1,278,296	\$2,148,595
MAJOR DEPT STORES	\$3,380,472	\$3,380,472	\$3,362,784
MISC RETAIL STORES	\$7,631,678	\$7,631,678	\$9,643,694
OTHER ACTIVITY	\$3,654,677	\$3,654,677	\$4,379,863
RENTAL	\$6,311,996	\$6,311,996	\$6,263,101
UTILITIES	\$1,726,633	\$1,726,633	\$1,675,254
INTEREST EARNINGS	\$745,318	\$745,318	\$402,589
TOTAL PRESERVATION FUNDS	\$39,144,543	\$39,144,543	\$45,623,254
TRANSPORTATION FUND			
AUTOMOTIVE	\$2,959,140	\$2,959,140	\$3,627,266
CONSTRUCTION	\$1,714,619	\$1,714,619	\$2,335,039
DINING/ENTERTNMNT	\$1,536,661	\$1,536,661	\$2,053,596
FOOD STORES	\$1,730,983	\$1,730,983	\$1,825,782
HOTEL/MOTEL	\$704,207	\$704,207	\$1,215,792
MAJOR DEPT STORES	\$1,862,282	\$1,862,282	\$1,856,699
MISC RETAIL STORES	\$4,204,247	\$4,204,247	\$4,994,111
OTHER ACTIVITY	\$2,013,341	\$2,013,341	\$2,166,919
RENTAL	\$3,477,243	\$3,477,243	\$3,542,499
UTILITIES	\$951,192	\$951,192	\$943,814
HIGHWAY USER TAX	\$17,999,622	\$17,999,622	\$17,167,454
LOCAL TRANSPORTATION ASSISTANCE FUND	\$655,000	\$655,000	\$655,000
INTERGOVERNMENTAL AGREEMENTS	\$120,000	\$120,000	\$100,000
MISCELLANEOUS	\$6,000	\$6,000	\$4,930
INDIRECT/DIRECT COST ALLOCATIONS	\$453,514	\$453,514	\$0
TOTAL TRANSPORTATION FUND	\$40,388,051	\$40,388,051	\$42,488,901

APPENDIX | Budget Adoption Ordinance

Source of Revenues	Budgeted Revenues 2020/2021	Actual Revenues 2020/2021*	Adopted Revenues 2021/2022
TOURISM DEVELOPMENT FUND			
TRANSIENT OCCUPANCY TAX	\$15,020,374	\$15,020,374	\$21,637,230
MISCELLANEOUS	\$0	\$0	\$10,000
PROPERTY RENTAL	\$1,500,000	\$1,500,000	\$1,602,000
TOTAL TOURISM DEVELOPMENT FUND	\$16,520,374	\$16,520,374	\$23,249,230
SPECIAL PROGRAMS FUND			
ELECTRIC & GAS FRANCHISE	\$251,507	\$251,507	\$240,000
STORMWATER FEE - CIP	\$0	\$0	\$4,320,100
INTERGOVERNMENTAL AGREEMENTS	\$203,937	\$203,937	\$203,937
MISCELLANEOUS	\$548,603	\$30,176,617	\$1,544,451
PROPERTY RENTAL	\$2,170,157	\$2,170,157	\$1,204,937
CONTRIBUTIONS & DONATIONS	\$3,502,989	\$3,502,989	\$1,000,952
BUSINESS & LIQUOR LICENSES	\$56,500	\$56,500	\$56,000
RECREATION FEES	\$2,347,753	\$2,347,753	\$2,491,712
COURT FINES	\$2,070,751	\$2,070,751	\$1,660,724
POLICE FEES	\$145,800	\$145,800	\$95,400
INTEREST EARNINGS	\$132,879	\$132,879	\$71,134
BUILDING & RELATED PERMITS	\$15,000	\$15,000	\$16,040
TOTAL SPECIAL PROGRAMS FUND	\$11,445,876	\$41,073,890	\$12,905,387
TOTAL SPECIAL REVENUE FUNDS	\$107,498,844	\$137,126,858	\$124,266,772
GRANTS & SPECIAL DISTRICTS			
SPECIAL DISTRICTS			
STREETLIGHT DISTRICTS	\$553,252	\$553,252	\$530,438
TOTAL SPECIAL DISTRICTS	\$553,252	\$553,252	\$530,438
GRANT FUNDS			
PROPERTY RENTAL	\$54,764	\$54,764	\$62,674
CONTRIBUTIONS & DONATIONS	\$2,117,091	\$2,117,091	\$2,204,921
FEDERAL GRANTS	\$17,029,371	\$17,029,371	\$34,175,349
STATE GRANTS	\$12,901,370	\$12,901,370	\$498,000
TOTAL GRANT FUNDS	\$32,102,596	\$32,102,596	\$36,940,944
TOTAL GRANTS & SPECIAL DISTRICTS	\$32,655,848	\$32,655,848	\$37,471,382

APPENDIX | Budget Adoption Ordinance

Source of Revenues	Budgeted Revenues 2020/2021	Actual Revenues 2020/2021*	Adopted Revenues 2021/2022
CAPITAL IMPROVEMENT PROJECT FUNDS			
AUTOMOTIVE	\$1,534,721	\$1,534,721	\$1,917,606
CONSTRUCTION	\$881,340	\$881,340	\$1,204,790
DINING/ENTERTNMNT	\$796,969	\$796,969	\$1,033,173
FOOD STORES	\$897,752	\$897,752	\$915,110
HOTEL/MOTEL	\$365,227	\$365,227	\$613,884
MAJOR DEPT STORES	\$965,850	\$965,850	\$960,795
MISC RETAIL STORES	\$2,180,479	\$2,180,479	\$2,755,341
OTHER ACTIVITY	\$1,044,195	\$1,044,195	\$1,251,390
RENTAL	\$1,803,427	\$1,803,427	\$1,789,457
UTILITIES	\$493,324	\$493,324	\$478,644
STORMWATER FEE - CIP	\$3,258,800	\$3,258,800	\$0
OTHER WATER REVENUE	\$2,250,000	\$2,250,000	\$2,250,000
OTHER WATER RECLAMATION REVENUE	\$2,400,000	\$2,400,000	\$2,400,000
NON-POTABLE WATER SERVICE CHARGES	\$1,500,000	\$1,500,000	\$1,500,000
INTERGOVERNMENTAL AGREEMENTS	\$53,631,554	\$53,631,554	\$21,832,300
MISCELLANEOUS	\$149,500	\$149,500	\$2,010
INTEREST EARNINGS	\$4,440,940	\$4,440,940	\$1,786,422
BUILDING & RELATED PERMITS	\$65,000	\$65,000	\$65,000
FEDERAL GRANTS	\$20,789,900	\$20,789,900	\$30,892,260
BOND PROCEEDS	\$40,000,000	\$40,000,000	\$75,000,000
ESTIMATED UNEXPENDED PRIOR YEAR	\$439,155,006	\$439,155,006	\$536,806,260
TOTAL CAPITAL IMPROVEMENT PROJECT FUNDS	\$578,603,984	\$578,603,984	\$685,454,442
ENTERPRISE FUNDS			
AVIATION FUND			
JET FUEL	\$175,000	\$175,000	\$150,000
AIRPORT FEES	\$5,391,621	\$5,391,621	\$5,935,079
PROPERTY RENTAL	\$176,467	\$176,467	\$177,348
INTEREST EARNINGS	\$151,861	\$151,861	\$59,026
TOTAL AVIATION FUND	\$5,894,949	\$5,894,949	\$6,321,453
WATER & WATER RECLAMATION FUNDS			
STORMWATER FEE	\$336,000	\$336,000	\$337,600
WATER SERVICE FEES	\$106,066,120	\$106,066,120	\$113,533,563
SEWER SERVICE FEES	\$42,529,800	\$42,529,800	\$47,523,116
NON-POTABLE WATER SERVICE CHARGES	\$17,113,400	\$17,113,400	\$15,241,405
MISCELLANEOUS	\$787,700	\$787,700	\$834,657
PROPERTY RENTAL	\$283,900	\$283,900	\$196,800
CONTRIBUTIONS & DONATIONS	\$5,500	\$5,500	\$5,500
INTEREST EARNINGS	\$926,153	\$926,153	\$737,069
INDIRECT COSTS	\$850,500	\$850,500	\$876,665
TOTAL WATER & WATER RECLAMATION FUNDS	\$168,899,073	\$168,899,073	\$179,286,375
SOLID WASTE FUND			
SOLID WASTE SERVICE CHARGES - COMMERCIAL	\$3,418,223	\$3,418,223	\$3,190,296
SOLID WASTE SERVICE CHARGES - RESIDENTIAL	\$21,900,739	\$21,900,739	\$23,181,765
INTEREST EARNINGS	\$128,882	\$128,882	\$48,936
TOTAL SOLID WASTE FUND	\$25,447,844	\$25,447,844	\$26,420,997
TOTAL ENTERPRISE FUNDS	\$200,241,866	\$200,241,866	\$212,028,825

APPENDIX | Budget Adoption Ordinance

Source of Revenues	Budgeted Revenues 2020/2021	Actual Revenues 2020/2021*	Adopted Revenues 2021/2022
INTERNAL SERVICE FUNDS			
FLEET MANAGEMENT FUND			
INTERNAL SERVICE OFFSETS	(\$17,516,645)	(\$17,516,645)	(\$22,657,428)
FUEL	\$3,541,229	\$3,541,229	\$3,646,872
MAINTENANCE & OPERATIONS	\$8,023,791	\$8,023,791	\$8,972,196
VEHICLE ACQUISITIONS	\$5,951,625	\$5,951,625	\$10,038,360
MISCELLANEOUS	\$462,877	\$462,877	\$467,884
REIMBURSEMENTS FROM OUTSIDE SOURCES	\$490,000	\$490,000	\$514,500
TOTAL FLEET MANAGEMENT FUND	\$952,877	\$952,877	\$982,384
PC REPLACEMENT FUND			
INTERNAL SERVICE OFFSETS	(\$1,069,023)	(\$752,850)	(\$750,000)
PC REPLACEMENT	\$752,850	\$752,850	\$750,000
TOTAL PC REPLACEMENT FUND	(\$316,173)	\$0	\$0
SELF INSURANCE FUNDS			
INTERNAL SERVICE OFFSETS	(\$36,742,145)	(\$36,742,145)	(\$36,568,473)
TOTAL SELF INSURANCE FUNDS	(\$36,742,145)	(\$36,742,145)	(\$36,568,473)
SELF INSURANCE FUNDS - HEALTH			
DISABLED RETIREE CONTRIBUTIONS	\$321,300	\$321,300	\$258,924
EMPLOYEE CONTRIBUTIONS - DENTAL	\$866,252	\$866,252	\$883,577
EMPLOYEE CONTRIBUTIONS - MEDICAL	\$8,144,856	\$8,144,856	\$7,759,038
EMPLOYER CONTRIBUTION - DENTAL	\$868,735	\$868,735	\$886,110
EMPLOYER CONTRIBUTION - MEDICAL	\$24,773,410	\$24,773,410	\$24,644,493
MISCELLANEOUS	\$292,517	\$292,517	\$288,054
TOTAL SELF INSURANCE FUNDS - HEALTH	\$35,267,070	\$35,267,070	\$34,720,196
SELF INSURANCE FUNDS - RISK			
SELF INSURANCE (PROPERTY AND WORKERS COMP)	\$11,000,000	\$11,000,000	\$11,000,000
UNEMPLOYMENT CLAIMS	\$100,000	\$100,000	\$37,870
MISCELLANEOUS	\$150,000	\$150,000	\$330,000
REIMBURSEMENTS FROM OUTSIDE SOURCES	\$625,000	\$625,000	\$575,000
TOTAL SELF INSURANCE FUNDS - RISK	\$11,875,000	\$11,875,000	\$11,942,870
TOTAL INTERNAL SERVICE FUNDS	\$11,036,629	\$11,352,802	\$11,076,977
TOTAL ALL FUNDS	\$1,193,354,140	\$1,223,298,327	\$1,359,617,747

*Includes actual revenues recognized on the modified accrual or accrual basis as of the date the adopted budget was prepared, plus estimated expenditures for the remainder of the fiscal year.

CITY OF SCOTTSDALE
 Summary by Fund Type of Other Financing Sources/(Uses) and Interfund Transfers
 Fiscal Year 2021/2022
 Schedule D

Fund	Other Financing Sources/(Uses) 2021/2022	Adopted Interfund Transfers 2021/2022	
		IN	OUT
GENERAL FUND			
GENERAL FUND	\$0	\$11,381,324	\$30,953,405
TOTAL GENERAL FUND	\$0	\$11,381,324	\$30,953,405
GRANTS, ENDOWMENTS & SPECIAL DISTRICTS			
GRANT FUNDS	\$0	\$0	\$85,714
TOTAL GRANTS, ENDOWMENTS & SPECIAL DISTRICTS	\$0	\$0	\$85,714
SPECIAL REVENUE FUNDS			
PRESERVATION FUNDS	\$0	\$0	\$36,526,664
SPECIAL PROGRAMS FUND	\$0	\$110,000	\$6,288,757
TOURISM DEVELOPMENT FUND	\$0	\$0	\$7,994,741
TRANSPORTATION FUND	\$0	\$0	\$20,518,890
TOTAL SPECIAL REVENUE FUNDS	\$0	\$110,000	\$71,329,052
DEBT SERVICE FUNDS			
DEBT	\$0	\$53,530,541	\$0
TOTAL DEBT SERVICE FUNDS	\$0	\$53,530,541	\$0
CAPITAL IMPROVEMENT PROJECT FUNDS			
CAPITAL IMPROVEMENT PROGRAM	\$0	\$96,028,664	\$6,806,922
TOTAL CAPITAL IMPROVEMENT PROJECT FUNDS	\$0	\$96,028,664	\$6,806,922
CAPITAL PROJECT FUNDS			
CAPITAL PROJECT FUND	\$0	\$0	\$0
TOTAL CAPITAL PROJECT FUNDS	\$0	\$0	\$0
ENTERPRISE FUNDS			
AVIATION FUND	\$0	\$0	\$638,303
SOLID WASTE FUND	\$0	\$0	\$554,409
WATER & WATER RECLAMATION FUNDS	\$0	\$9,938,339	\$59,843,586
TOTAL ENTERPRISE FUNDS	\$0	\$9,938,339	\$61,036,298
INTERNAL SERVICE FUNDS			
FLEET MANAGEMENT FUND	\$0	\$0	\$856,064
SELF INSURANCE FUNDS - HEALTH	\$0	\$100,000	\$0
SELF INSURANCE FUNDS - RISK	\$0	\$0	\$21,413
TOTAL INTERNAL SERVICE FUNDS	\$0	\$100,000	\$877,477
TOTAL ALL FUNDS	\$0	\$171,088,868	\$171,088,868

CITY OF SCOTTSDALE
 Summary by Division of Expenditures/Expenses Within Each Fund Type
 Fiscal Year 2021/2022
 Schedule E

Fund/Divisions	Adopted Budget Expenditures 2020/2021	Expenditure Adjustments Approved 2020/2021	Actual Expenditures 2020/2021*	Adopted Budget Expenditures 2021/2022
GENERAL FUND				
MAYOR AND CITY COUNCIL	\$845,429	\$1,776	\$847,205	\$1,004,604
CITY ATTORNEY	\$6,554,365	\$113,641	\$6,668,006	\$7,782,103
CITY AUDITOR	\$1,102,587	\$17,979	\$1,120,566	\$1,230,066
CITY CLERK	\$1,194,128	\$179,116	\$1,373,244	\$1,215,160
CITY COURT	\$4,550,341	\$27,825	\$4,578,166	\$5,040,341
CITY MANAGER	\$3,910,285	\$43,395	\$3,953,680	\$4,391,723
CITY TREASURER	\$9,991,747	(\$114,620)	\$9,877,127	\$11,459,281
ADMINISTRATIVE SERVICES	\$15,560,742	\$105,201	\$15,665,943	\$17,677,356
COMMUNITY AND ECONOMIC DEVELOPMENT	\$20,076,695	(\$9,196)	\$20,067,499	\$22,315,079
COMMUNITY SERVICES	\$39,235,504	(\$670,828)	\$38,564,676	\$44,132,297
PUBLIC SAFETY - FIRE	\$41,000,603	\$23,614	\$41,024,217	\$57,931,010
PUBLIC SAFETY - POLICE	\$100,425,800	(\$258,245)	\$100,167,555	\$152,109,133
PUBLIC WORKS	\$22,970,050	(\$3,250,306)	\$19,719,744	\$24,093,069
DEBT SERVICE	\$377,130	\$0	\$377,130	\$395,986
ESTIMATED DIVISION SAVINGS	(\$4,039,824)	\$3,699,874	(\$339,950)	(\$6,350,000)
FUEL AND MAINT AND REPAIR	\$0	\$1,771,461	\$1,771,461	\$0
LEAVE ACCRUAL PAYMENTS	\$1,941,424	(\$1,775,459)	\$165,965	\$2,174,483
RETIREMENT	\$0	\$203,468	\$203,468	\$0
UTILITIES	\$0	\$3,295,746	\$3,295,746	\$0
CONTINGENCY / RESERVE APPROPRIATION	\$87,759,046	(\$62,660,470)	\$0	\$65,809,238
TOTAL GENERAL FUND	\$353,456,052	(\$59,256,028)	\$269,101,448	\$412,410,929
TOTAL GENERAL FUND	\$353,456,052	(\$59,256,028)	\$269,101,448	\$412,410,929
GRANTS & SPECIAL DISTRICTS				
GRANT FUNDS				
NON DIVISIONAL	\$0	\$0	\$0	\$14,622,406
MAYOR AND CITY COUNCIL	\$0	\$5,000	\$5,000	\$0
CITY ATTORNEY	\$0	\$0	\$0	\$100,000
CITY MANAGER	\$570,443	\$0	\$570,443	\$570,443
COMMUNITY SERVICES	\$9,156,089	\$1,460,736	\$10,616,825	\$11,213,644
PUBLIC SAFETY - FIRE	\$5,815,440	\$121,912	\$5,937,352	\$321,483
PUBLIC SAFETY - POLICE	\$8,330,336	\$621,431	\$8,951,767	\$687,945
CONTINGENCY / RESERVE APPROPRIATION	\$8,224,168	(\$2,209,079)	\$0	\$9,339,309
TOTAL GRANT FUNDS	\$32,096,476	\$0	\$26,081,387	\$36,855,230
SPECIAL DISTRICTS				
NON DIVISIONAL	\$610,273	\$0	\$610,273	\$581,828
TOTAL SPECIAL DISTRICTS	\$610,273	\$0	\$610,273	\$581,828
TOTAL GRANTS & SPECIAL DISTRICTS	\$32,706,749	\$0	\$26,691,660	\$37,437,058

APPENDIX | Budget Adoption Ordinance

Fund/Divisions	Adopted Budget Expenditures 2020/2021	Expenditure Adjustments Approved 2020/2021	Actual Expenditures 2020/2021*	Adopted Budget Expenditures 2021/2022
SPECIAL REVENUE FUNDS				
SPECIAL PROGRAMS FUND				
AZ CARES	\$0	\$29,228,014	\$29,228,014	\$14,942,903
MAYOR AND CITY COUNCIL	\$28,000	\$0	\$28,000	\$28,000
CITY COURT	\$1,869,822	\$23,027	\$1,892,849	\$2,002,170
COMMUNITY AND ECONOMIC DEVELOPMENT	\$3,671,699	(\$180,869)	\$3,490,830	\$3,506,712
COMMUNITY SERVICES	\$3,472,656	\$25,932	\$3,495,003	\$4,124,085
PUBLIC SAFETY - FIRE	\$300	\$0	\$300	\$2,500
PUBLIC SAFETY - POLICE	\$1,662,132	\$9,908	\$1,672,040	\$3,080,056
PUBLIC WORKS	\$363,800	\$0	\$363,800	\$380,800
CONTINGENCY / RESERVE APPROPRIATION	\$1,500,000	(\$105,557)	\$0	\$11,500,000
TOTAL SPECIAL PROGRAMS FUND	\$12,568,409	\$29,000,455	\$40,170,836	\$39,567,226
TRANSPORTATION FUND				
CITY TREASURER	\$59,737	\$1,358	\$61,095	\$66,409
ADMINISTRATIVE SERVICES	\$18,800	\$0	\$18,800	\$18,800
COMMUNITY SERVICES	\$1,897,945	\$0	\$1,897,945	\$2,019,879
PUBLIC WORKS	\$23,923,731	(\$1,861,566)	\$22,062,165	\$25,725,443
ESTIMATED DIVISION SAVINGS	(\$197,696)	\$390,039	\$192,343	(\$340,000)
FUEL AND MAINT AND REPAIR	\$0	\$1,022,572	\$1,022,572	\$0
LEAVE ACCRUAL PAYMENTS	\$104,100	(\$31,436)	\$72,664	\$32,093
UTILITIES	\$0	\$607,922	\$607,922	\$0
CONTINGENCY / RESERVE APPROPRIATION	\$3,080,662	(\$128,889)	\$0	\$3,252,262
TOTAL TRANSPORTATION FUND	\$28,887,279	\$0	\$25,935,506	\$30,774,886
TOURISM DEVELOPMENT FUND				
COMMUNITY AND ECONOMIC DEVELOPMENT	\$10,028,937	\$231,505	\$10,260,442	\$15,799,727
CONTINGENCY / RESERVE APPROPRIATION	\$5,699,654	(\$231,505)	\$0	\$5,855,946
TOTAL TOURISM DEVELOPMENT FUND	\$15,728,591	\$0	\$10,260,442	\$21,655,673
TOTAL SPECIAL REVENUE FUNDS	\$57,184,279	\$29,000,455	\$76,366,784	\$91,997,785
DEBT SERVICE FUNDS				
DEBT				
DEBT SERVICE	\$87,514,526	\$0	\$87,514,526	\$88,609,531
CONTINGENCY / RESERVE APPROPRIATION	\$7,655,157	\$0	\$0	\$8,384,936
TOTAL DEBT	\$95,169,683	\$0	\$87,514,526	\$96,994,467
TOTAL DEBT SERVICE FUNDS	\$95,169,683	\$0	\$87,514,526	\$96,994,467
ENTERPRISE FUNDS				
SOLID WASTE FUND				
CITY TREASURER	\$981,653	(\$6,502)	\$975,151	\$1,030,834
ADMINISTRATIVE SERVICES	\$8,000	\$0	\$8,000	\$8,000
PUBLIC WORKS	\$22,149,648	(\$1,468,434)	\$20,681,214	\$24,578,488
ESTIMATED DIVISION SAVINGS	(\$311,538)	\$311,538	\$0	(\$320,000)
FUEL AND MAINT AND REPAIR	\$0	\$1,312,747	\$1,312,747	\$0
INDIRECT/DIRECT COST ALLOCATION	\$1,683,750	\$0	\$1,683,750	\$1,210,226
LEAVE ACCRUAL PAYMENTS	\$24,000	(\$24,000)	\$0	\$25,760
UTILITIES	\$0	\$14,068	\$14,068	\$0
CONTINGENCY / RESERVE APPROPRIATION	\$4,033,235	(\$139,417)	\$0	\$4,361,640
TOTAL SOLID WASTE FUND	\$28,568,748	\$0	\$24,674,930	\$30,894,948

APPENDIX | Budget Adoption Ordinance

Fund/Divisions	Adopted Budget Expenditures 2020/2021	Expenditure Adjustments Approved 2020/2021	Actual Expenditures 2020/2021*	Adopted Budget Expenditures 2021/2022
WATER & WATER RECLAMATION FUNDS				
CITY TREASURER	\$2,557,210	(\$8,049)	\$2,549,161	\$2,562,368
ADMINISTRATIVE SERVICES	\$375,398	\$36,213	\$411,611	\$461,336
WATER RESOURCES	\$85,309,326	(\$21,425)	\$85,287,901	\$87,195,041
DEBT SERVICE	\$33,197,337	\$0	\$33,197,337	\$31,031,770
FUEL AND MAINT AND REPAIR	\$0	\$382,615	\$382,615	\$0
INDIRECT/DIRECT COST ALLOCATION	\$5,958,648	\$0	\$5,958,648	\$6,269,862
CONTINGENCY / RESERVE APPROPRIATION	\$71,986,911	(\$389,354)	\$0	\$74,257,700
TOTAL WATER & WATER RECLAMATION FUNDS	\$199,384,830	\$0	\$127,787,273	\$201,778,077
AVIATION FUND				
COMMUNITY AND ECONOMIC DEVELOPMENT	\$2,547,579	(\$102,732)	\$2,444,847	\$2,825,237
DEBT SERVICE	\$1,721,994	\$0	\$1,721,994	\$1,724,244
FUEL AND MAINT AND REPAIR	\$0	\$49,591	\$49,591	\$0
INDIRECT/DIRECT COST ALLOCATION	\$628,115	\$0	\$628,115	\$615,185
UTILITIES	\$0	\$77,977	\$77,977	\$0
CONTINGENCY / RESERVE APPROPRIATION	\$3,380,463	(\$24,836)	\$0	\$5,172,000
TOTAL AVIATION FUND	\$8,278,151	\$0	\$4,922,524	\$10,336,666
TOTAL ENTERPRISE FUNDS	\$236,231,729	\$0	\$157,384,727	\$243,009,691
INTERNAL SERVICE FUNDS				
SELF INSURANCE FUNDS - RISK				
CITY ATTORNEY	\$11,666,711	\$17,393	\$11,684,104	\$12,280,907
ADMINISTRATIVE SERVICES	\$0	\$0	\$0	\$50,000
FUEL AND MAINT AND REPAIR	\$0	\$414	\$414	\$0
CONTINGENCY / RESERVE APPROPRIATION	\$24,307,972	(\$17,807)	\$0	\$26,124,421
TOTAL SELF INSURANCE FUNDS - RISK	\$35,974,683	\$0	\$11,684,518	\$38,455,328
FLEET MANAGEMENT FUND				
PUBLIC WORKS	\$19,314,304	(\$85,348)	\$19,228,956	\$29,421,793
ESTIMATED DIVISION SAVINGS	\$0	\$229,546	\$229,546	(\$170,000)
FUEL AND MAINT AND REPAIR	\$0	(\$41,468)	(\$41,468)	\$0
INTERNAL SERVICE OFFSETS	(\$17,516,645)	\$0	(\$17,516,645)	(\$22,657,428)
LEAVE ACCRUAL PAYMENTS	\$24,000	(\$24,000)	\$0	\$26,945
CONTINGENCY / RESERVE APPROPRIATION	\$825,000	(\$78,730)	\$0	\$0
TOTAL FLEET MANAGEMENT FUND	\$2,646,659	\$0	\$1,900,389	\$6,621,310
PC REPLACEMENT FUND				
ADMINISTRATIVE SERVICES	\$868,508	\$0	\$868,508	\$1,186,447
INTERNAL SERVICE OFFSETS	(\$752,850)	\$316,173	(\$752,850)	(\$750,000)
CONTINGENCY / RESERVE APPROPRIATION	\$500,000	\$0	\$0	\$100,000
TOTAL PC REPLACEMENT FUND	\$615,658	\$316,173	\$115,658	\$536,447
SELF INSURANCE FUNDS - HEALTH				
ADMINISTRATIVE SERVICES	\$35,951,762	\$2,507	\$35,954,269	\$36,338,838
CONTINGENCY / RESERVE APPROPRIATION	\$8,601,294	(\$2,507)	\$0	\$8,616,141
TOTAL SELF INSURANCE FUNDS - HEALTH	\$44,553,056	\$0	\$35,954,269	\$44,954,979
SELF INSURANCE FUNDS				
INTERNAL SERVICE OFFSETS	(\$36,742,145)	\$0	(\$36,742,145)	(\$36,568,473)
TOTAL SELF INSURANCE FUNDS	(\$36,742,145)	\$0	(\$36,742,145)	(\$36,568,473)
TOTAL INTERNAL SERVICE FUNDS	\$47,047,911	\$316,173	\$12,912,689	\$53,999,591

APPENDIX | Budget Adoption Ordinance

Fund/Divisions	Adopted Budget Expenditures 2020/2021	Expenditure Adjustments Approved 2020/2021	Actual Expenditures 2020/2021*	Adopted Budget Expenditures 2021/2022
CAPITAL PROJECT FUNDS				
CAPITAL IMPROVEMENT PROGRAM				
CAPITAL PROJECTS	\$690,862,106	\$0	\$690,862,106	\$821,237,038
CONTINGENCY / RESERVE APPROPRIATION	\$27,750,000	\$0	\$0	\$28,250,000
TOTAL CAPITAL IMPROVEMENT PROGRAM	<u>\$718,612,106</u>	<u>\$0</u>	<u>\$690,862,106</u>	<u>\$849,487,038</u>
TOTAL CAPITAL PROJECT FUNDS	<u>\$718,612,106</u>	<u>\$0</u>	<u>\$690,862,106</u>	<u>\$849,487,038</u>
TOTAL ALL FUNDS	<u>\$1,540,408,509</u>	<u>(\$29,939,400)</u>	<u>\$1,320,833,940</u>	<u>\$1,785,336,559</u>

*Includes actual expenditures recognized on the modified accrual or accrual basis as of the date the adopted budget was prepared, plus estimated expenditures for the remainder of the fiscal year.

APPENDIX | Budget Adoption Ordinance

CITY OF SCOTTSDALE
Summary by Division of Expenditures/Expenses
Fiscal Year 2021/2022
Schedule F

Division/Fund	Adopted Budget Expenditures 2020/2021	Expenditure Adjustments Approved 2020/2021	Actual Expenditures 2020/2021*	Adopted Budget Expenditures 2021/2022
MAYOR AND CITY COUNCIL				
GENERAL FUND	\$845,429	\$1,776	\$847,205	\$1,004,604
GRANTS, ENDOWMENTS & SPECIAL DISTRICTS - GRANT	\$0	\$5,000	\$5,000	\$0
SPECIAL REVENUE FUND - SPECIAL PROGRAMS	\$28,000	\$0	\$28,000	\$28,000
TOTAL MAYOR AND CITY COUNCIL	\$873,429	\$6,776	\$880,205	\$1,032,604
CITY ATTORNEY				
GENERAL FUND	\$6,554,365	\$113,641	\$6,668,006	\$7,782,103
GRANTS, ENDOWMENTS & SPECIAL DISTRICTS - GRANT	\$0	\$0	\$0	\$100,000
INTERNAL SERVICE FUND - SELF INSURANCE - RISK	\$11,666,711	\$17,393	\$11,684,104	\$12,280,907
TOTAL CITY ATTORNEY	\$18,221,076	\$131,034	\$18,352,110	\$20,163,010
CITY AUDITOR				
GENERAL FUND	\$1,102,587	\$17,979	\$1,120,566	\$1,230,066
TOTAL CITY AUDITOR	\$1,102,587	\$17,979	\$1,120,566	\$1,230,066
CITY CLERK				
GENERAL FUND	\$1,194,128	\$179,116	\$1,373,244	\$1,215,160
TOTAL CITY CLERK	\$1,194,128	\$179,116	\$1,373,244	\$1,215,160
CITY COURT				
GENERAL FUND	\$4,550,341	\$27,825	\$4,578,166	\$5,040,341
SPECIAL REVENUE FUND - SPECIAL PROGRAMS	\$1,869,822	\$23,027	\$1,892,849	\$2,002,170
TOTAL CITY COURT	\$6,420,163	\$50,852	\$6,471,015	\$7,042,511
CITY MANAGER				
GENERAL FUND	\$3,910,285	\$43,395	\$3,953,680	\$4,391,723
GRANTS, ENDOWMENTS & SPECIAL DISTRICTS - GRANT	\$570,443	\$0	\$570,443	\$570,443
TOTAL CITY MANAGER	\$4,480,728	\$43,395	\$4,524,123	\$4,962,166
CITY TREASURER				
GENERAL FUND	\$9,991,747	(\$114,620)	\$9,877,127	\$11,459,281
SPECIAL REVENUE FUND - TRANSPORTATION	\$59,737	\$1,358	\$61,095	\$66,409
ENTERPRISE FUND - SOLID WASTE	\$981,653	(\$6,502)	\$975,151	\$1,030,834
ENTERPRISE FUND - WATER & WATER RECLAMATION	\$2,557,210	(\$8,049)	\$2,549,161	\$2,562,368
TOTAL CITY TREASURER	\$13,590,347	(\$127,813)	\$13,462,534	\$15,118,892
ADMINISTRATIVE SERVICES				
GENERAL FUND	\$15,560,742	\$105,201	\$15,665,943	\$17,677,356
SPECIAL REVENUE FUND - TRANSPORTATION	\$18,800	\$0	\$18,800	\$18,800
ENTERPRISE FUND - SOLID WASTE	\$8,000	\$0	\$8,000	\$8,000
ENTERPRISE FUND - WATER & WATER RECLAMATION	\$375,398	\$36,213	\$411,611	\$461,336
INTERNAL SERVICE FUND - PC REPLACEMENT	\$868,508	\$0	\$868,508	\$1,186,447
INTERNAL SERVICE FUND - SELF INSURANCE - HEALTH	\$35,951,762	\$2,507	\$35,954,269	\$36,338,838
INTERNAL SERVICE FUND - SELF INSURANCE - RISK	\$0	\$0	\$0	\$50,000
TOTAL ADMINISTRATIVE SERVICES	\$52,783,210	\$143,921	\$52,927,131	\$55,740,777

APPENDIX | Budget Adoption Ordinance

Division/Fund	Adopted Budget Expenditures 2020/2021	Expenditure Adjustments Approved 2020/2021	Actual Expenditures 2020/2021*	Adopted Budget Expenditures 2021/2022
COMMUNITY AND ECONOMIC DEVELOPMENT				
GENERAL FUND	\$20,076,695	(\$9,196)	\$20,067,499	\$22,315,079
SPECIAL REVENUE FUND - SPECIAL PROGRAMS	\$3,671,699	(\$180,869)	\$3,490,830	\$3,506,712
SPECIAL REVENUE FUND - TOURISM DEVELOPMENT	\$10,028,937	\$231,505	\$10,260,442	\$15,799,727
ENTERPRISE FUND - AVIATION	\$2,547,579	(\$102,732)	\$2,444,847	\$2,825,237
TOTAL COMMUNITY AND ECONOMIC DEVELOPMENT	\$36,324,910	(\$61,292)	\$36,263,618	\$44,446,755
COMMUNITY SERVICES				
GENERAL FUND	\$39,235,504	(\$670,828)	\$38,564,676	\$44,132,297
GRANTS, ENDOWMENTS & SPECIAL DISTRICTS - GRANT	\$9,156,089	\$1,460,736	\$10,616,825	\$11,213,644
SPECIAL REVENUE FUND - SPECIAL PROGRAMS	\$3,469,071	\$25,932	\$3,495,003	\$4,124,085
SPECIAL REVENUE FUND - TRANSPORTATION	\$1,897,945	\$0	\$1,897,945	\$2,019,879
TOTAL COMMUNITY SERVICES	\$53,758,609	\$815,840	\$54,574,449	\$61,489,905
PUBLIC SAFETY - FIRE				
GENERAL FUND	\$41,000,603	\$23,614	\$41,024,217	\$57,931,010
GRANTS, ENDOWMENTS & SPECIAL DISTRICTS - GRANT	\$5,815,440	\$121,912	\$5,937,352	\$321,483
SPECIAL REVENUE FUND - SPECIAL PROGRAMS	\$300	\$0	\$300	\$2,500
TOTAL PUBLIC SAFETY - FIRE	\$46,816,343	\$145,526	\$46,961,869	\$58,254,993
PUBLIC SAFETY - POLICE				
GENERAL FUND	\$100,425,800	(\$258,245)	\$100,167,555	\$152,109,133
GRANTS, ENDOWMENTS & SPECIAL DISTRICTS - GRANT	\$8,330,336	\$621,431	\$8,951,767	\$687,945
SPECIAL REVENUE FUND - SPECIAL PROGRAMS	\$1,662,132	\$9,908	\$1,672,040	\$3,080,056
TOTAL PUBLIC SAFETY - POLICE	\$110,418,268	\$373,094	\$110,791,362	\$155,877,134
PUBLIC WORKS				
GENERAL FUND	\$22,970,050	(\$3,250,306)	\$19,719,744	\$24,093,069
SPECIAL REVENUE FUND - SPECIAL PROGRAMS	\$363,800	\$0	\$363,800	\$380,800
SPECIAL REVENUE FUND - TRANSPORTATION	\$23,923,731	(\$1,861,566)	\$22,062,165	\$25,725,443
ENTERPRISE FUND - SOLID WASTE	\$22,149,648	(\$1,468,434)	\$20,681,214	\$24,578,488
INTERNAL SERVICE FUND - FLEET MANAGEMENT	\$19,314,304	(\$85,348)	\$19,228,956	\$29,421,793
TOTAL PUBLIC WORKS	\$88,721,533	(\$6,665,654)	\$82,055,879	\$104,199,593
WATER RESOURCES				
ENTERPRISE FUND - WATER & WATER RECLAMATION	\$85,309,326	(\$21,425)	\$85,287,901	\$87,195,041
TOTAL WATER RESOURCES	\$85,309,326	(\$21,425)	\$85,287,901	\$87,195,041
OTHER				
SPECIAL REVENUE FUND - SPECIAL PROGRAMS	\$0	\$29,228,014	\$29,228,014	\$14,942,903
CAPITAL PROJECTS	\$690,862,106	\$0	\$690,862,106	\$821,237,038
CONTINGENCY / RESERVE APPROPRIATION	\$255,307,147	(\$65,988,151)	\$0	\$251,023,593
DEBT SERVICE	\$122,810,987	\$0	\$122,810,987	\$121,761,531
ESTIMATED DIVISION SAVINGS	(\$4,549,058)	\$4,630,997	\$81,939	(\$7,180,000)
FUEL AND MAINT AND REPAIR	\$0	\$4,497,932	\$4,497,932	\$0
INDIRECT/DIRECT COST ALLOCATION	\$8,270,513	\$0	\$8,270,513	\$8,095,273
INTERNAL SERVICE OFFSETS	(\$55,011,640)	\$316,173	(\$55,011,640)	(\$59,975,901)
LEAVE ACCRUAL PAYMENTS	\$2,093,524	(\$1,854,895)	\$238,629	\$2,259,281
GRANTS, ENDOWMENTS & SPECIAL DISTRICTS - GRANT	\$0	\$0	\$0	\$14,622,406
GRANTS, ENDOWMENTS & SPECIAL DISTRICTS - SPECIAL DISTRICTS	\$610,273	\$0	\$610,273	\$581,828
RETIREMENT	\$0	\$203,468	\$203,468	\$0
UTILITIES	\$0	\$3,995,713	\$3,995,713	\$0
TOTAL AZ CARES	\$1,020,393,852	(\$24,970,749)	\$805,787,934	\$1,167,367,952
TOTAL ALL FUNDS	\$1,540,408,509	(\$29,939,400)	\$1,320,833,940	\$1,785,336,559

*Includes actual expenditures recognized on the modified accrual or accrual basis as of the date the adopted budget was prepared, plus estimated expenditures for the remainder of the fiscal year.

APPENDIX | Budget Adoption Ordinance

CITY OF SCOTTSDALE
Full-Time Employees and Personnel Compensation
Fiscal Year 2021/2022
Schedule G

Fund	Full-Time Equivalent (FTE) 2021/2022	Employee Salaries and Hourly Costs 2021/2022	Retirement Costs 2021/2022	Healthcare Costs 2021/2022	Other Benefit Costs 2021/2022	Total Adopted Personnel Compensation 2021/2022
GENERAL FUND						
GENERAL FUND	1,989.47	\$158,701,074	\$77,424,486	\$22,045,500	\$10,179,902	\$268,350,962
TOTAL GENERAL FUND	<u>1,989.47</u>	<u>\$158,701,074</u>	<u>\$77,424,486</u>	<u>\$22,045,500</u>	<u>\$10,179,902</u>	<u>\$268,350,962</u>
GRANTS & SPECIAL DISTRICTS						
GRANT FUNDS	22.00	\$1,731,165	\$310,567	\$284,736	\$102,355	\$2,428,823
TOTAL GRANTS & SPECIAL DISTRICTS	<u>22.00</u>	<u>\$1,731,165</u>	<u>\$310,567</u>	<u>\$284,736</u>	<u>\$102,355</u>	<u>\$2,428,823</u>
SPECIAL REVENUE FUNDS						
SPECIAL PROGRAMS FUND	44.27	\$2,489,513	\$274,866	\$351,876	\$178,880	\$3,295,135
TOURISM DEVELOPMENT FUND	3.00	\$350,101	\$34,102	\$45,852	\$20,374	\$450,429
TRANSPORTATION FUND	84.98	\$6,314,374	\$740,880	\$1,009,356	\$446,385	\$8,510,995
TOTAL SPECIAL REVENUE FUNDS	<u>132.25</u>	<u>\$9,153,988</u>	<u>\$1,049,848</u>	<u>\$1,407,084</u>	<u>\$645,639</u>	<u>\$12,256,559</u>
ENTERPRISE FUNDS						
AVIATION FUND	15.48	\$1,175,848	\$138,431	\$139,188	\$83,276	\$1,536,743
SOLID WASTE FUND	99.42	\$6,695,826	\$715,046	\$1,121,964	\$429,190	\$8,962,026
WATER & WATER RECLAMATION FUNDS	232.91	\$19,202,437	\$2,238,653	\$2,867,612	\$1,338,071	\$25,646,773
TOTAL ENTERPRISE FUNDS	<u>347.81</u>	<u>\$27,074,111</u>	<u>\$3,092,130</u>	<u>\$4,128,764</u>	<u>\$1,850,537</u>	<u>\$36,145,542</u>
INTERNAL SERVICE FUNDS						
FLEET MANAGEMENT FUND	53.00	\$3,681,662	\$430,052	\$641,928	\$257,895	\$5,011,537
SELF INSURANCE FUNDS - HEALTH	0.00	\$301,992	\$0	\$0	\$0	\$301,992
SELF INSURANCE FUNDS - RISK	11.00	\$985,432	\$114,120	\$120,348	\$69,450	\$1,289,350
TOTAL INTERNAL SERVICE FUNDS	<u>64.00</u>	<u>\$4,969,086</u>	<u>\$544,172</u>	<u>\$762,276</u>	<u>\$327,345</u>	<u>\$6,602,879</u>
TOTAL ALL FUNDS	<u>2,555.53</u>	<u>\$201,629,424</u>	<u>\$82,421,203</u>	<u>\$28,628,360</u>	<u>\$13,105,778</u>	<u>\$325,784,765</u>



CITY OF SCOTTSDALE
1951 – 2021

ORDINANCE NO. 4504

AN ORDINANCE OF THE CITY OF SCOTTSDALE, MARICOPA COUNTY, ARIZONA, LEVYING UPON THE ASSESSED VALUATION OF THE PROPERTY WITHIN THE CITY OF SCOTTSDALE SUBJECT TO TAXATION, A CERTAIN SUM UPON EACH ONE HUNDRED DOLLARS (\$100.00) OF ASSESSED VALUATION SUFFICIENT TO RAISE THE AMOUNT ESTIMATED TO BE REQUIRED IN THE ANNUAL BUDGET, LESS THE AMOUNT ESTIMATED TO BE RECEIVED FROM OTHER SOURCES OF REVENUE; FIXING THE PRIMARY PROPERTY TAX RATE AND SECONDARY PROPERTY TAX RATE; PROVIDING FUNDS FOR THE VARIOUS BOND REDEMPTIONS FOR THE PURPOSE OF PAYING PRINCIPAL OF AND INTEREST ON BONDED INDEBTEDNESS; AND PROVIDING FUNDS FOR GENERAL MUNICIPAL EXPENSES; ALL FOR THE FISCAL YEAR ENDING THE 30TH DAY OF JUNE, 2022.

WHEREAS, by the provisions of the City Charter and State statutes, an ordinance is required to set the property tax levy for the fiscal year beginning July 1, 2021, and ending June 30, 2022;

WHEREAS, the County of Maricopa is the assessing and collecting authority for the City of Scottsdale;

WHEREAS, the required public hearing was held on June 8, 2021, and the City Council made the following policy decisions relating to the primary property taxes:

a. Accepted increasing the levy amount for the two percent (2%) maximum legal amount for fiscal years 2020/21 and 2021/22; and

b. Increased the levy amount to account for two hundred ninety thousand dollars (\$290,000) for tort claim payments for calendar year 2020; and now, therefore,

BE IT ORDAINED by the Council of the City of Scottsdale as follows:

Section 1. The foregoing recitals are incorporated as if fully set forth herein.

Section 2. There is hereby levied on each one hundred and no/100 dollars (\$100.00) of assessed valuation of all property, both real and personal, within the corporate limits of the City of Scottsdale, except such property as may be, by law, exempt from taxation, a primary property tax levy not to exceed the maximum levy allowed by law for the fiscal year ending June 30, 2022, and allowable tort liability claims. The total primary levy is thirty-five million fifty-seven thousand twenty-one dollars (\$35,057,021), resulting in a tax rate of \$0.5039 per one hundred and no/100

dollars (\$100.00) of assessed value. Said figure is subject to change only if a court decision were to reduce the net assessed valuation in a significant manner.

Section 3. In addition to the rate set in Section 2 above, there is hereby levied on each one hundred and no/100 dollars (\$100.00) of assessed valuation of all property, both real and personal, within the corporate limits of the City of Scottsdale, except such property as may be, by law, exempt from taxation, a secondary property tax rate of \$0.5042 per one hundred and no/100 dollars (\$100.00) of assessed value, which is a rate sufficient to raise the sum of thirty-five million seventy-eight thousand nine hundred ninety dollars (\$35,078,990) for the purpose of providing a bond interest and redemption fund for General Obligation debt service for the fiscal year ending June 30, 2022.

Section 4. Failure by the county officials of Maricopa County, Arizona, to properly return the delinquent list, any irregularity in assessments or omission in the same, or any irregularity in any proceedings shall not invalidate such proceedings or invalidate any title conveyed by any tax deed; failure or neglect of any officer(s) to timely perform any of the assigned duties shall not invalidate any proceedings or any deed or sale pursuant thereto; the validity of the assessment or levy of taxes or of the judgment of sale by which the collection of the same may be enforced shall not affect the lien of the City of Scottsdale upon such property for the delinquent taxes unpaid thereon, and no overcharge as to part of the taxes or of costs shall invalidate any proceedings for the collection of taxes or the foreclosure; and all acts of officers de facto shall be valid as if performed by officers de jure.

Section 5. The City Clerk or designee is hereby authorized and directed to transmit a certified copy of this ordinance to the Maricopa County Assessor and the Maricopa County Board of Supervisors.

Section 6. All ordinances and parts of ordinances in conflict herewith are hereby repealed.

PASSED AND ADOPTED by the Council of the City of Scottsdale, Maricopa County, Arizona, this 22nd day of June, 2021.

ATTEST:

Ben Lane
Ben Lane, City Clerk

CITY OF SCOTTSDALE, an Arizona
municipal corporation

David D. Ortega
David D. Ortega, Mayor

APPROVED AS TO FORM:

Sherry R. Scott
Sherry R. Scott, City Attorney-
By: Kimberly Campbell, Senior Assistant City
Attorney

ADA	Americans with Disabilities Act
ADEQ	Arizona Department of Environmental Quality
ADJ	Adjuster
ADMIN	Administrator/Administration
ADOR	Arizona Department of Revenue
ADOT	Arizona Department of Transportation
AED	Automatic External Defibrillators
ALCP	Arterial Life Cycle Program
AMI/AMR	Advanced Metering Infrastructure/Automatic Meter Reading
AMP	Airport Master Plan
APS	Arizona Public Service
ARS	Arizona Revised Statutes
ASLD	Arizona State Land Department
ASR	Aquifer Storage and Recovery
ASRS	Arizona State Retirement System
ASST	Assistant
ASU	Arizona State University
ASUF	Arizona State University Foundation
AWT	Advanced Water Treatment
AZAFIS	Arizona Automated Fingerprint Identification System
AZPOST	Arizona Peace Officer Standards and Training Board
AZSTA	Arizona Sports and Tourism Authority
BI	Business Intelligence
BOR	Bureau of Reclamation
BRE	Business Retention and Expansion
CAD	Computer Aided Dispatch
CALEA	Commission on Accreditation of Law Enforcement Agency
CAO	Community Assistance Office
CAP	Central Arizona Project
CARES	Coronavirus Aid, Relief, and Economic Security
CAWCD	Central Arizona Water Conservation District
CBOC	Citizens Bond Oversight Commission
CBT	Computer/Crew Based Training
CCTV	Closed Circuit Television
CDBG	Community Development Block Grant
CDC	Center for Disease Control
CDL	Commercial Driver's License
CDS	Community Development System
CEF	Court Enhancement Fund
CEO	Chief Executive Officer
CFD	Community Facility District
CGTF	Central Groundwater Treatment Facility
CIP	Capital Improvement Plan
CIPAAS	Citizens' Police Academy Alumni of Scottsdale
CMRC	Capital Management Review Committee
CNG	Compressed Natural Gas

COBRA	Consolidated Omnibus Budget Reconciliation Act
COOR	Coordinator
COP	Certificate of Participation
COR	Cost of Risk
COS	City of Scottsdale
COVID-19	Coronavirus Disease of 2019
CPA	Certified Public Attorney
CPM	Capital Project Management
CPR	Cardiopulmonary Resuscitation
CWTP	Chaparral Water Treatment Plant
CY	Calendar Year
DEPT	Department
DIR	Director
DNA	Deoxyribonucleic Acid
DROP	Deferred Retirement Option Plan
DPR	Direct Potable Reuse
DUI	Driving Under the Influence
DV	Domestic Violence
EEC	Economic Estimates Commission
EMS	Emergency Medical Services
EPA	Environmental Protection Agency
ERP	Enterprise Resource Planning
ESPC	Energy Savings Performance Contract
EV	Electric Vehicle
EXEC	Executive
FAA	Federal Aviation Administration
FBO	Fixed-Based Operator
FCV	Full Cash Value
FEMA	Federal Emergency Management Agency
FIT	Fitness
FRC	Family Resource Center
FTE	Full-Time Equivalents
FTG	Fill the Gap
FY	Fiscal Year
GAAP	Generally Accepted Accounting Principles
GAC	Granular Activated Carbon
GAIN	Getting Arizona Involved in Neighborhoods
GASB	Governmental Accounting Standards Board
GF	General Fund
GFOA	Government Finance Officers Association
GIS	Geographic Information System
GO	General Obligation
HAWKS	High-Intensity Activated Crosswalk Beacon
HB	House Bill
HD	High Definition
HEAT	High Enforcement Arrest Team
HMO	Health Maintenance Organization
HR	Human Resources

HUD	U.S. Department of Housing and Urban Development
HURF	Highway User Revenue Fund
HVAC	Heating, Ventilation and Air Conditioning
IBNR	Incurred but Not Reported
ICMA	International City/County Management Association
ICS	Incident Command System
ID	Improvement District
IDA	Industrial Development Authority
IDLH	Immediately Dangerous to Life or Health
IFR	Instrument Flight Rules
IGA	Intergovernmental Agreement
IIP	Infrastructure Improvement Plan
INSP	Inspector
ISO	Insurance Service Organization
IT	Information Technology
ITD	Inception to Date
ITS	Intelligent Transportation System
IWDS	Irrigation Water Distribution System
IWMS	Integrated Workplace Management System
JAAB	Judicial Appointments Advisory Board
JCEF	Judicial Collections Enhancement Fund
LED	Light-Emitting Diode
LEED	Leadership in Energy and Environmental Design
LGBTQ	Lesbian, Gay, Bisexual, Transgender, Queer/Questioning
MAG	Maricopa Association of Governments
MCFCDD	Maricopa County Flood Control District
MCDPH	Maricopa County Department of Public Health
MCSD	Maricopa County Stadium District
MED	Medical
MG	Million Gallon
MGR	Manager
MILT	Medium Intensity Taxiway Lights
MPC	Municipal Property Corporation
MS4	Municipal Separate Storm Sewer System
NACSLB	National Advisory Council on State and Local Budgeting
NGTF	North Indian Bend Wash Groundwater Treatment Facility
NIBW	North Indian Bend Wash
NIMS	National Incident Management Systems
NIR	Near Infrared Imagery
NPDES	National Pollution Discharge Elimination System
ODR	Online Dispute Resolution
OEI	Office for Environmental Initiatives
OOJC	Out of Jurisdiction Confinement
OP	Operator
OPS	Operations
OSHA	Occupational Safety and Health Administration
PAC	Political Action Committee
PAYGO	Pay-As-You-Go

PC	Personal Computer
PCI	Pavement Condition Index
PEHP	Post-Employment Health Plan
PGM/PROG	Program
PIDS	Pavement Improvement Districts
PPE	Personal Protective Equipment
PPO	Preferred Provider Organization
PRR	Public Records Request
PRV	Pressure Relief Valve
PSPRS	Public Safety Personnel Retirement System
PTSD	Post Traumatic Stress Disorder
PUB	Public
PV	Photovoltaic
PW	Public Works
Q1/2/3/4	Quarters 1, 2, 3 and/or 4
REACT	Regional Emergency Action Coordinating Team
REP	Representative
RFP	Request for Proposal
RFQ	Requests for Quote
RFID	Radio Frequency Identification Device
RICO	Racketeering Influenced Corrupt Organizations
RO	Reverse Osmosis
RMS	Records Management System
RPA	Robotic Process Automation
RPTA	Regional Public Transit Authority
ROSC	Return of Spontaneous Circulation
RV	Recreation Vehicle
RWDS	Reclaimed Water Distribution System
SAFR	Staffing for Adequate Response
SB	Senate Bill
SCBA	Self-Contained Breathing Apparatus
SCADA	Supervisory Control and Data Acquisition
SF/SFG	San Francisco/San Francisco Giants
S&P	Standard & Poors
SPA	Scottsdale Preserve Authority
SPF	Special Projects Fund
SPEC	Specialist
SR	Senior
SROG	Sub Regional Operating Group
SRP	Salt River Project
SRPMIC	Salt River Pima-Maricopa Indian Community
ST	Sales Tax
STARS	Scottsdale Training and Rehabilitation Services
SUPV	Supervisor
SVC	Service
TDF	Tourism Development Fund
TECH	Technician
TEMP	Temporary

TGTF	Thomas Groundwater Treatment Facility
TIC	Thermal Imaging Cameras
TMC	Traffic Management Center
TNEC	Tony Nelssen Equestrian Center
TPC	Tournament Players Club
UCR	Uniform Crime Reporting
UPS	Uninterrupted Power Supply
USDHS	United States Department of Homeland Security
VHF	Very High Frequency
W/WW	Water/Wastewater
WW	WestWorld

Accrual Basis – A basis of accounting whereby transactions are recognized when they are incurred, as opposed to when cash is received or paid.

Actual – As used in the fund summaries and division summaries within the budget document, represents the actual cost results of operations. This category is presented on a modified accrual basis, with the exception that depreciation and amortization are not budgeted and principal payments on debt in the enterprise funds are budgeted as expenses.

Adopted – As used in the fund summaries and division summaries within the budget document, represents the budget as approved by formal action of the City Council.

American Rescue Plan Act (ARPA) – Economic stimulus bill passed by the United States Congress in 2021 which, in part, set up a fiscal recovery fund for state and local governments, including Scottsdale, to enable them to address the revenue losses they have experienced as a result of the COVID-19-caused economic crisis. It helped state and local governments cover the costs incurred from responding to the public health emergency and provided support for a recovery through direct assistance payments and funding for infrastructure, including water, sewer and broadband services.

Appropriation – An authorization made by the City Council, which permits the city to incur obligations and to expend resources for specific purposes.

Assessed Valuation – A value that is established annually by the Maricopa County Assessor's Office for real and personal property as a basis for levying taxes.

AZCares – A funding source created by the governor to provide immediate relief for COVID-19 response efforts in local communities across Arizona based on population and in direct correlation with a city or county's expenditures for public safety personnel.

Balanced Budget – Arizona state law requires a "balanced budget" (Title 42 Arizona Revised Statutes) and requires the City Council to annually adopt a balanced budget by purpose of public expense. State law defines that as the primary property tax levy, when added together with all other available resources, must equal expenditures.

Arizona state law also requires an "expenditure limitation," imposed by the Arizona Constitution and approved by the voters in 1980 (Article 9, Section 20). Under Arizona state law "expenditure limitation" means if an item is not budgeted (i.e. does not have an appropriation), it cannot legally be spent during the fiscal year. Therefore, the budget must include sufficient appropriation and contingency provisions for expenditures related to revenues (e.g., possible future grants) that cannot be accurately determined or even anticipated when the budget is adopted in June. This budgetary flexibility allows the city to comply with the Arizona state law and to pro-actively pursue emerging revenue sources as the budget year unfolds. Expenditures (i.e., appropriations) associated with items such as possible future grants/revenues may not be spent without City Council's prior approval at a public meeting.

Base Budget – Cost of continuing the existing levels of service in the current budget year.

Beginning Balance – The residual funds brought forward from the previous fiscal year (ending balance).

Bond 2000 – General Obligation Bonds that were authorized by voters in calendar year 2000 and are secured by the full faith and credit of the issuer. General Obligation Bonds issued by local units of government are secured by a pledge of the issuer's property taxing power and must be authorized by the electorate.

Bond 2015 – General Obligation Bonds that were authorized by voters in calendar year 2015 and are secured by the full faith and credit of the issuer. General Obligation Bonds issued by local units of government are secured by a pledge of the issuer's property taxing power and must be authorized by the electorate.

Bond 2019 – General Obligation Bonds that were authorized by voters in calendar year 2019 and are secured by the full faith and credit of the issuer. General Obligation Bonds issued by local units of government are secured by a pledge of the issuer's property taxing power and must be authorized by the electorate.

Bonds – Debt instruments, which require repayment of a specified principal amount on a certain date (maturity date), together with interest at a stated rate or according to a formula for determining the interest rate.

Bond Rating – The measure of the quality and safety of a bond. It indicates the likelihood that a debt issuer will be able to meet scheduled repayments and dictates the interest rate paid.

Budget – A plan of financial operation embodying an estimate of proposed expenditures and the means of financing them. Used without any modifier, the term usually indicates a financial plan for a single fiscal year. In practice, the term budget is used in two ways. Sometimes it designates the financial plan presented for adoption and other times it designates the plan finally approved. It is usually necessary to specify whether the budget under consideration is preliminary and tentative, or whether the appropriating body has approved it.

Budget Calendar – The schedule of key dates, which a government follows in the preparation and adoption of the budget.

Budgetary Basis – Budgets are adopted on a basis consistent with generally accepted accounting principles (GAAP), with the exception that 1) no depreciation is budgeted for proprietary funds; and 2) bond principal in the enterprise funds is subject to appropriation. The budgetary basis of accounting is used to present all proposed budget and forecast amounts in the budget document to facilitate meaningful comparisons.

Capital Expenditures – The city defines a capital expenditure as using the following criteria: 1) relatively high monetary values (equal to or greater than \$25,000), 2) long asset life (equal to or greater than five years of useful life), and 3) results in the creation of a capital asset, or the revitalization of a capital asset

Capital Improvement Funds – Established to account for financial resources to be used for the acquisition or construction of major capital facilities. The city maintains several capital project funds to ensure appropriate legal compliance and financial management for various restricted revenues.

Capital Improvement Plan (CIP) – A comprehensive plan that annually forecasts the capital needs of the City of Scottsdale for a period of five years. The CIP is essential to the city's comprehensive financial planning process and fundamental in upholding the city's sound infrastructure. The annual adopted capital budget is derived from the CIP five-year forecast.

Capital Outlay – Includes the purchase of land, the purchase or construction of buildings, structures, and facilities of all types and the acquisition of machinery and equipment. It includes expenditures that result in the acquisition or addition of a fixed asset or increase the capacity, efficiency, span of life or economy of operating an existing fixed asset. For an item to qualify as a capital outlay expenditure it must meet all of the following requirements: 1) have an estimated useful life of more than two years; 2) typically have a unit cost of \$10,000 or more; and 3) be a betterment or improvement. Replacement of a capital item is classified as a capital outlay under the same criteria as the original purchase. Replacement or repair parts are classified under commodities.

Coronavirus Aid, Relief, and Economic Security (CARES) Act – Economic stimulus bill passed by the United States Congress during 2020 in response to the economic fallout from the COVID-19 pandemic. Amongst other provisions, the bill provided funding to local governments, including Scottsdale, to help municipal economies return to a pre-pandemic state.

Commodities – Expendable items purchased through the city-approved centralized purchasing process. Examples of commodities include supplies, repair and replacement parts and small tools.

Community Facilities Districts (CFD) – CFDs are special purpose public improvement districts. By utilizing a variety of public funding options such as bonds, special assessments, taxes and user fees, CFDs provide a mechanism to finance public infrastructure, the operation and maintenance of public infrastructure and enhanced municipal services in qualifying areas.

Contingency – A budgetary reserve set aside for emergencies or unforeseen expenditures not otherwise budgeted.

Contracts Payable – A liability reflecting amounts due on contracts of goods or services furnished to the city.

Contractual Services – Expenditures for services performed by non-city firms or individuals, or by other city divisions.

Cost Center – An organizational budget/operating unit within each city division.

Debt Service – Payment of principal, interest, and related service charges on obligations resulting from the issuance of bonds.

Debt Service Funds – Funds established to account for the accumulation of resources and for the payment of general long-term debt principal and interest that are not serviced by the General, Special Revenue or Enterprise Funds. They do not include contractual obligations accounted for in the individual funds.

Department – A functional unit within a division consisting of one or more cost centers engaged in activities supporting the unit’s mission and objectives.

Division – The combination of departments and programs of the city with a specific and unique set of goals and objectives (i.e., Public Works, Community Services, etc.).

Ending Balance – The residual funds that are spendable or available for appropriation at the end of the fiscal year.

Enterprise Funds – Funds established to account for operations, including debt service that are financed and operated similarly to private businesses - where the intent is the service is self-sufficient, with all costs supported predominantly by user charges. The city maintains three Enterprise Funds to account for Water & Water Reclamation, Solid Waste, and Aviation activities.

Estimate – Represents the original adopted budget plus any contingency transfers, approved changes, and anticipated year-end savings.

Excise Debt – Debt that is repaid by excise taxes. In this case, the excise taxes used to fund the debt service payments are a portion of the sales tax and transient occupancy tax.

Expenditure – Outlay of funds for obtaining assets or goods and services. Expenditures represent decreases in net financial resources.

Expenditure Limitation – An amendment to the Arizona State Constitution limiting annual expenditures for all municipalities. The Arizona Economic Estimates Commission sets the limit based on population growth and inflation.

Fees – Charges for specific services.

Financial Policy – A government’s directive with respect to operating, capital and reserve management and financial reporting related to services provided, programs and capital investment. A financial policy provides an agreed upon set of principles for the planning and programming of government budgets and their funding.

Fiscal Year – A twelve-month period designated as the operating year for accounting and budgeting purposes in an organization. The City of Scottsdale’s fiscal year is July 1 through June 30.

Five-Year Financial Plan – An estimation of sources and uses required by the city to operate for the next five-year period.

Fleet Charges – Fees charged to other areas of the city for the maintenance, repair and replacement of city vehicles. The fee for these charges is returned to the fleet management internal service fund as revenue.

Forecast – A prediction of a future outcome based on known and unknown factors.

Franchise Fee – Annual fees paid by utilities (electricity, cable TV and natural gas) for the use of city public rights of way. Franchise fees are also paid by the city’s Water & Water Reclamation Funds, as a reimbursement to the General Fund for the utility’s use of city streets and right of ways. Franchise fees are typically a set percentage of gross revenue within the city.

Fringe Benefits – Contributions made by a government to meet commitments or obligations for employee-related expenses. Included is the government’s share of costs for social security and the various pension, medical and life insurance plans.

Full-Time Equivalent (FTE) – A calculation used to convert part-time hours to equivalent full-time positions. Full-time employee salaries are based on 2,080 hours per year. The full-time equivalent of a part-time employee is calculated by dividing the number of hours budgeted by 2,080.

Full Cash Value – Arizona Revised Statutes defines Full Cash Value (FCV) as being synonymous with market value. For assessment purposes, full cash value approximates market value. *Also see secondary assessed valuation.*

Fund – A fiscal and accounting entity with a self-balancing set of accounts. Records cash and other financial resources together with all related liabilities and residual equities or balances and changes therein. Funds are segregated for the purpose of carrying on specific activities or attaining certain objectives in accordance with special regulations, restrictions or limitations.

Fund Balance – The balance of net financial resources that are spendable or available for appropriation. As used in the budget, the excess of sources (revenues and cash transfers-in) over uses (expenditures, debt service, and cash transfers-out). The beginning fund balance is the residual funds brought forward from the previous fiscal year. The fund balance is comprised of a reserved fund balance and an undesignated, unreserved fund balance. The reserved fund balance is restricted for specific purposes, while the unreserved fund balance is not restricted for a specific purpose and is available for general appropriation.

Fund Summary – A combined statement of sources, uses and changes in fund balance showing the prior year's actual, adopted, estimated budgets and the current year's adopted budgets.

GAAP Adjustments – Differences arising from the use of a basis of accounting for budgetary purposes that differ from Generally Accepted Accounting Principles (GAAP). For example, depreciation and amortization in Enterprise Funds are not considered expenses on the budget basis of accounting but are considered expenses on the GAAP basis.

General Fund – Primary operating fund of the city. It exists to account for the resources devoted to finance the services traditionally associated with local government. Included in these services are police and fire protection, parks and recreation, planning and economic development, general administration of the city and any other activity for which a special fund has not been created.

General Long-Term Debt – Represents any unmatured debt not considered to be a fund liability.

General Obligation Bonds (GO Bonds) – Bonds secured by the full faith and credit of the issuer. GO bonds issued by local units of government are secured by a pledge of the issuer's property taxing power (secondary portion). They are usually issued to pay for general capital improvements such as parks and roads.

Generally Accepted Accounting Principles (GAAP) – The uniform minimum standards and guidelines to financial accounting and reporting, which govern the form and content of the basic financial statements of an entity. GAAP encompass the conventions, rules and procedures necessary to define the accepted accounting practices at a particular time. They include both broad guidelines of general application and detailed practices and procedures. In addition, GAAP provides standards by which to measure financial presentations.

Goal – A statement of broad direction, purpose or intent based on the needs of the community. A goal is general and timeless.

Grant – A contribution by one government unit or funding source to another. The contribution is usually made to aid in the support of a specified function (i.e., education or drug enforcement), but it is sometimes for general purposes.

House Bill 2111 (HB 2111) – The Arizona Department of Revenue (ADOR) simplified the transaction privilege tax, by centralizing the administration and collection of local business sales tax. Once revenue is received, ADOR will distribute the sales tax to the appropriate cities.

Highway User Fuel Tax (HURF) – Gasoline tax shared with municipalities; a portion is distributed based upon the population of the city and a portion is distributed based upon the origin of the sale of the fuel. The Arizona State Constitution requires that this revenue be used solely for street and highway purposes.

Improvement Districts – Consists of property owners desiring improvements to their property. Bonds are issued to finance these improvements, which are repaid by assessments on affected property. Improvement District debt is paid for by a compulsory levy (special assessment) made against certain properties to defray all or part of the cost of a specific capital improvement or service deemed to benefit primarily those properties.

Indirect Cost Allocation – Funding transferred to the General Fund from Enterprise Funds for specific central administrative functions, which benefit those funds (i.e., City Manager, Information Technology, Human Resources, City Attorney, etc.).

Intergovernmental Revenues – Revenues levied by one government but shared on a predetermined basis with another government or class of governments.

Internal Service Funds – Established to account for the financing, on a cost-reimbursement basis, of commodities or services provided by one service area for the benefit of other service areas within the city. The city maintains Internal Service Funds to account for fleet, PC replacement and self-insurance activities.

Limited Property Value – The limited property value is calculated according to a statutory formula mandated by the Arizona State Legislation and cannot exceed the full cash value (also known as secondary assessed valuation). Also see *primary assessed valuation*.

Mission – Defines the primary purpose of the city and is intended to guide all organizational decisions, policies, and activities (internal and external) on a daily basis.

Municipal Property Corporation (MPC) – A non-profit corporation established to issue bonds to fund city capital improvements projects.

Needs Assessment – The foundation for determining what city customers' needs are. Market surveys, public hearings, and boards and commission surveys are conducted to obtain this information.

Objective – Something to be accomplished in specific, well-defined and measurable terms, and that is achievable within a specific time frame.

Operating Budget – The plan for current expenditures and the proposed means of financing them. The annual operating budget is the primary means by which most of the financing, acquisition, spending and service delivery activities of a government are controlled. The use of annual operating budgets is required by law in Arizona and is a requirement of Scottsdale's City Charter.

Operating Revenue – Funds that the government receives as income to pay for ongoing operations. It includes such items as taxes, fees from specific services, interest earnings and grant revenues. Operating revenues are used to pay for day-to-day services.

Ordinance – A formal legislative enactment by the governing body of a municipality. If it is not in conflict with any higher form of law, such as a state statute or a constitutional provision, it has the full force and effect of law within the boundaries of the municipality to which it applies.

Other Fiscal Activity – Refers to various trust and agency funds used to account for assets held by the city in a trustee capacity or as an agent for individuals, other governmental units, and other funds.

Outstanding Debt – The balance due at any given time resulting from the borrowing of money or from the purchase of goods and services.

Pay-As-You-Go Capital Improvement Projects (PAYGO) – Capital projects whose funding source is derived from city revenue sources other than through the sale of voter-approved bonds.

Performance Measure – Data collected to determine how effective or efficient a service area is in achieving its objectives.

Personnel Services – Includes the compensation paid periodically to employees plus employee fringe benefit costs, such as the City's contributions to retirement, social security, health and life insurance. It also includes fees paid to elected officials, election judges, and clerks.

Preserve Bonds – A category of excise tax revenue bonds and GO bonds. The bonds are special revenue obligations of the Scottsdale Preserve Authority (SPA) payable solely from and secured by either a 0.20 percent sales tax approved by city voters in 1995 and issued for the purpose of acquiring land for the Scottsdale McDowell Sonoran Preserve or a 0.15 percent sales tax approved by city voters in 2004 and issued for the purpose of acquiring land and construction of essential preserve related necessities such as proposed trailheads.

Primary Assessed Valuation (Limited Property Value) – In Arizona, the primary assessed valuation is used to compute primary taxes for the maintenance and operation of school districts, community college districts, municipalities, counties, and the state. The limited property value is calculated according to a statutory formula mandated by the Arizona state legislation and cannot exceed the full cash value (also known as secondary assessed valuation).

Primary Assessment – The amount of tax calculated according to a statutory formula based on the primary assessed valuation.

Primary Property Tax – Tax levied for the purpose of funding general government operations. Annual increases are limited to two percent of the previous year's maximum allowable primary property tax levy plus allowances for new construction and annexation of new property and tort litigation settlements.

Program – A group of related activities performed by one or more organizational units for the purpose of accomplishing a function for which the city is responsible.

Property Tax – Tax calculated according to value of property and used as the source of monies to support the General Fund (primary property tax) and to pay general obligation debt (secondary property tax). Each year the Maricopa County Assessor’s Office determines the value of all property, commercially and privately owned, within the county. These assessment values are then used on a pro-rata basis for levying property taxes. Property taxes are paid twice a year. The first half is due on October 1 and the second half is due on the following March 1.

Refunding – A procedure whereby an issuer refinances an outstanding bond issue by issuing new bonds. There are generally two major reasons for refunding: 1) to reduce the issuer’s interest costs or 2) to remove a burdensome or restrictive covenant imposed by the terms of the bonds being refinanced. The proceeds of the new bonds are either deposited into escrow to pay the debt service on the outstanding obligations when due, or they are used to immediately retire the outstanding obligations. The new obligations are referred to as the refunding bonds and the outstanding obligations being refinanced are referred to as the refunded bonds or the prior issue.

Regional Sales Tax (Proposition 400) – Tax representing revenues received from the 2004 voter approved 20-year extension of a half-cent transportation sales tax in Maricopa County that was first approved in 1985 to fund freeway construction.

Reserve – An account which records a portion of the fund balance segregated for some future use and which is, therefore, not available for further appropriation or expenditure.

Revenue Bonds – Bonds payable from a specific source of revenue, which do not pledge the full faith, and credit of the issuer. Revenue bonds are payable from identified sources of revenue and do not affect the property tax rate. Pledged revenues may be derived from operation of the financed project, grants, excise or other specified non-property tax.

Sales Tax – A tax on goods and services. Scottsdale levies a 1.1 percent sales tax, of which 0.10 percent is dedicated solely to public safety. The remaining 1.0 percent of the sales tax is available to fund basic municipal services such as police, fire, libraries, and parks. Sales tax receipts received in the current month are based on prior month activity.

Secondary Assessed Valuation (Full Cash Value) – In Arizona, the secondary assessed valuation is used to compute secondary taxes, which may consist of those related to bonds, budget overrides, and special districts such as fire, flood control, and other limited purpose districts. Full cash value is a reflection of the market value of property.

Secondary Assessment – The amount of tax calculated according to a statutory formula based on the secondary assessed valuation.

Secondary Property Tax – Tax levied for the purpose of funding the principal, interest and redemption charges on general obligation bonds of the city. The amount of this tax is determined by the annual debt service requirements on the city’s GO bonds.

Self Insurance – The retention by an entity of a risk of loss arising out of the ownership of property or from some other cause instead of transferring that risk through the purchase of an insurance policy.

Service Levels – Describes the present services provided by a city division.

Sinking Fund – An account into which a debt issuer makes periodic deposits to ensure the timely availability of sufficient monies for the payment of debt service requirements. The revenues to be deposited into the sinking fund and payments from there are determined by the terms of the bond contract.

Special Assessment – A compulsory levy made against certain properties to defray all or part of the cost of a specific capital improvement or service deemed to benefit primarily those properties.

Special Revenue Funds – Funds established to account for the proceeds of specific revenue sources that are legally restricted to expenditures for specified purposes. The city maintains funds to support the following four special revenue sources: Transportation, Preservation, Special Programs and Tourism Development.

Stakeholder – Refers to anyone affected by or who has a stake in government. This includes, but is not limited to: citizens, customers, elected officials, board and commission members, management, employees, and their representatives (whether unions or other agents), businesses, vendors, other governments and the media.

Street Light Improvement Districts – Districts formed to provide a means for properties within a district to maintain streetlights within their boundaries. A street light tax is levied against the property owner to cover the cost of electrical billings received and paid by the city.

Tax Levy – The total amount of revenue to be raised by general property taxes for purposes specified in the tax levy ordinance.

Tax Rate – The amount of tax levied for each \$100 of assessed valuation.

Taxes – Compulsory charges levied by a government for the purpose of financing services performed for common benefit. This term does not include specific charges made against particular persons or property for current or permanent benefits such as special assessments. Neither does the term include charges for services rendered only to those paying such charges, such as water service.

Transfers – The authorized exchanges of cash or other resources between funds, divisions, and/or capital projects.

Transportation Sales Tax (1989) – Sales Tax of 0.2 percent which was approved in 1989 and is dedicated to funding transportation improvements and operations.

Transportation Sales Tax (2018) – Sales Tax of 0.1 percent which was approved by city voters in 2018 for a period of 10 years to fund transportation projects.

Trend Analysis – Examination of changes over time, which provides useful management information such as the city's current financial situation and its future financial capacity to sustain service levels.

Trust Funds – Funds established to administer resources received and held by the city as the trustee or agent for others. Use of these funds facilitates the discharge of responsibility placed upon the city by virtue of law or other similar authority.

Undesignated, Unreserved Fund Balance – The portion of a fund's balance that is not restricted for a specific purpose and is available for general appropriation.

Unrestricted General Capital Fund – Fund established to account for transfers-in from the General Fund and for any other activity for which a special capital fund has not been created.

User Fee – The fee charged for services to a party or parties who directly benefits from the service.

Work-Order Credits - Allocation of a portion of a budgeted amount to different funds or divisions based on where the work was completed.

