

# SCOTTSDALE POLICE DEPARTMENT CRIME LABORATORY BLOOD ALCOHOL FACE SHEET

ANALYSIS DATE 12/4/23 SEQUENCE NAME 04Dec23

**EQUIPMENT**

Pipettor  Hamilton ML600EH7497  Hamilton ML600GJ10749  
 Gas Chromatograph  Agilent US14173023

**INSTRUMENT CALIBRATION**

Vial 1 0.02 calibrator Lot FN03122113 Coefficient of determination (r<sup>2</sup>)  
 Vial 2 0.10 calibrator Lot FN11172002 1.00000  
 Vial 3 0.20 calibrator Lot FN03132302  
 Vial 4 0.40 calibrator Lot FN03052102

**CALIBRATION VERIFICATION AND RESOLUTION TEST**

Vial	Sample	Expected result	Measured result	Manufacturer/lot
5	Blank	Not detected	Not detected	SPD lab 011823WB
6	Volatiles mix	6 compounds	6 compounds	SPD lab 050721MIX
7	Aqueous control	0.400 g/dL	0.402 g/dL	Lipomed 30012020-A
8	Aqueous control	0.040 g/dL	0.040 g/dL	Lipomed 14082019-B
9	Blood control	0.199 g/dL	0.205 g/dL	ACQ 4110320133/11
20	Aqueous control	0.080 g/dL	0.081 g/dL	Lipomed 20012020-B
31	Blood control	0.199 g/dL	0.205 g/dL	ACQ 4110320133/11
42	Aqueous control	0.080 g/dL	0.080 g/dL	Lipomed 20012020-B
53	Aqueous control	0.400 g/dL	0.404 g/dL	Lipomed 30012020-A
54	Aqueous control	0.040 g/dL	0.041 g/dL	Lipomed 14082019-B
55	Blood control	0.199 g/dL	0.206 g/dL	ACQ 4110320133/11
56	Blank	Not detected	Not detected	SPD lab 092223AQ

**SUBJECT SAMPLES**

Subjects in the sequence 20 Subjects requiring reanalysis 0

ADDITIONAL NOTES: All testing proceeded as expected.  
 \_\_\_\_\_  
 \_\_\_\_\_  
 \_\_\_\_\_

Run valid  *Prig Burt* Run valid  *Allan Kosecki*  
 Run invalid  Analyst Run invalid  Technical Reviewer

# Scottsdale Police Department Crime Laboratory Sequence Quality Assurance Summary

PB

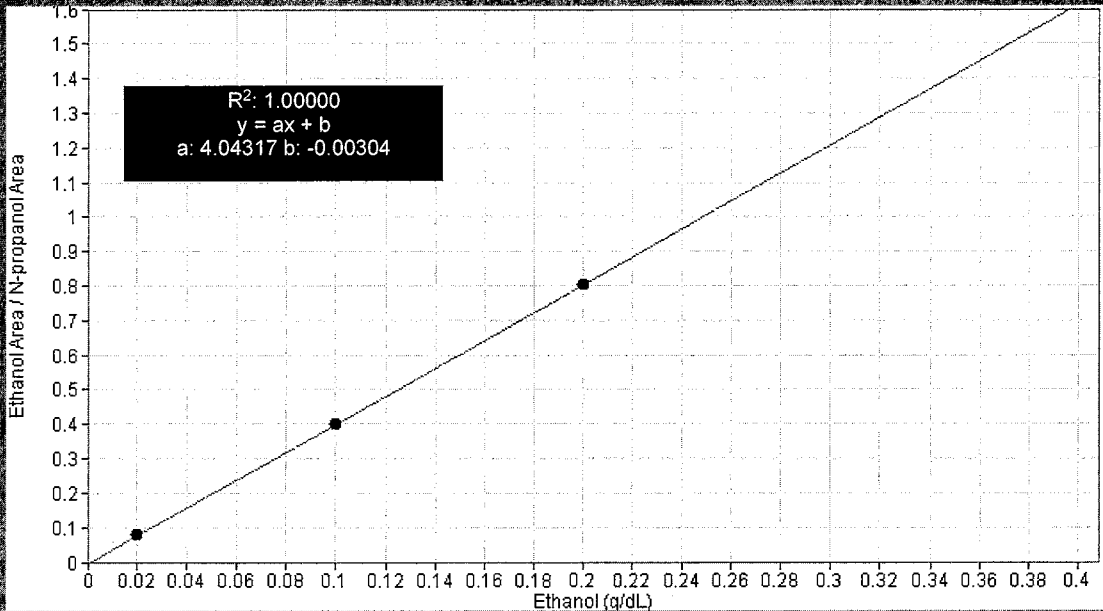
SEQUENCE NAME: 04Dec23

ANALYST: Brooke

Sample Name	Vial	Measured Value (g/dL)	Expected Value (g/dL)	Percent Difference	Absolute Difference (g/dL)
blank 011823WB	5	negative	negative	-	-
0.400 30012020-A	7	0.402	0.400	0.50	0.002
0.040 14082019-B	8	0.040	0.040	0.00	0.000
0.199 4110320133/11	9	0.205	0.199	3.02	0.006
0.080 20012020-B	20	0.081	0.080	1.25	0.001
0.199 4110320133/11	31	0.205	0.199	3.02	0.006
0.080 20012020-B	42	0.080	0.080	0.00	0.000
0.400 30012020-A	53	0.404	0.400	1.00	0.004
0.040 14082019-B	54	0.041	0.040	2.50	0.001
0.199 4110320133/11	55	0.206	0.199	3.52	0.007
blank 092223AQ	56	negative	negative	-	-

Calibrator	Ethanol Area	N-propanol Area	Ratio
0.020	11.630	148.220	0.079
0.100	59.540	148.456	0.401
0.200	119.597	148.623	0.805
0.400	237.799	147.271	1.615

Calibration Line



# Scottsdale Police Department Crime Lab Volatiles Analysis

<b>Sample:</b> FN03122113	<b>Vial:</b> 1
<b>Description:</b> 0.020 calibrator	<b>Sequence:</b> 04Dec23
<b>Method:</b> ethanol quant.M	<b>Injection date:</b> 12/4/2023 12:35:00 PM
<b>Instrument:</b> US14173023 CN14160045	<b>Analyst:</b> Brooke
<b>Data file:</b> C:\Chem32\1\Data\04Dec23\1.D	

y  
PB

Dissemination is restricted to Criminal Justice Agencies and authorized agencies ONLY. Secondary dissemination to unauthorized agencies is PROHIBITED. Scottsdale City Prosecutor

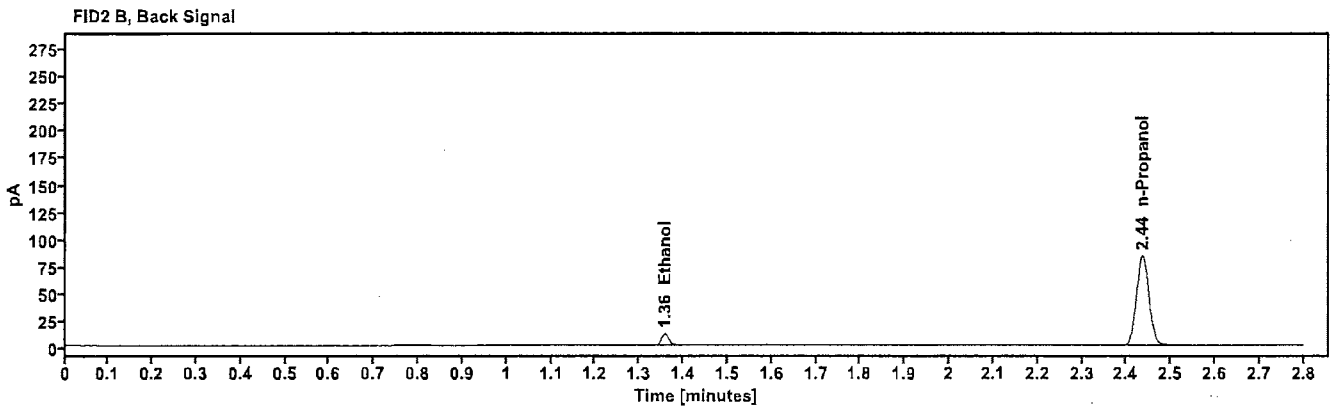
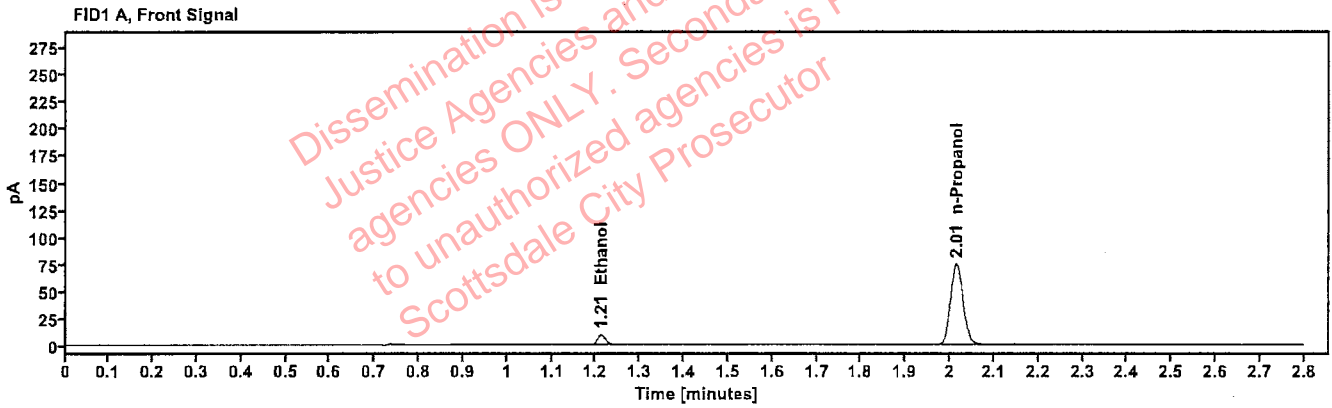


Table 1: FID 1 A (column DB-ALC1)

Compound	Time (min)	Peak Area
Ethanol	1.211	11.630
n-Propanol	2.015	148.220

Table 2: FID 2 B (column DB-ALC2)

Compound	Time (min)	Peak Area
Ethanol	1.358	12.714
n-Propanol	2.435	162.448

# Scottsdale Police Department Crime Lab Volatiles Analysis

<b>Sample:</b> FN11172002	<b>Vial:</b> 2
<b>Description:</b> 0.100 calibrator	<b>Sequence:</b> 04Dec23
<b>Method:</b> ethanol quant.M	<b>Injection date:</b> 12/4/2023 12:38:59 PM
<b>Instrument:</b> US14173023 CN14160045	<b>Analyst:</b> Brooke
<b>Data file:</b> C:\Chem3211\Data\04Dec23\2.D	

*AB*

Dissemination is restricted to Criminal Justice Agencies and authorized agencies ONLY. Secondary dissemination to unauthorized agencies is PROHIBITED. Scottsdale City Prosecutor

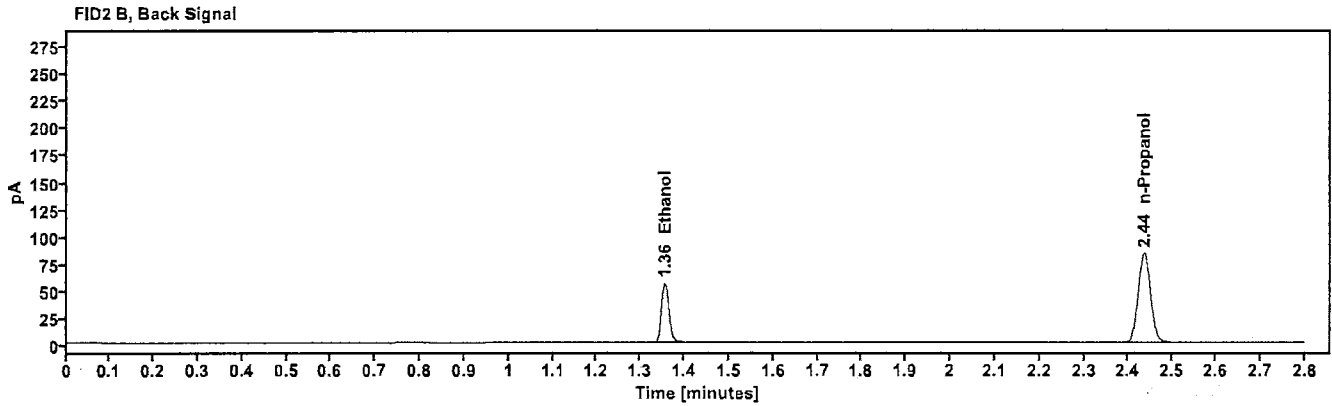
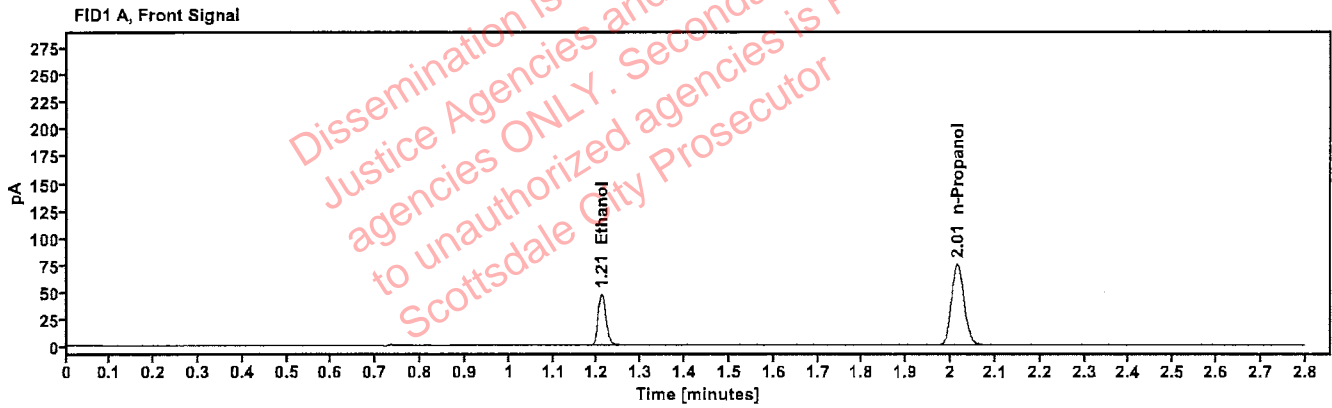


Table 1: FID 1 A (column DB-ALC1)

Compound	Time (min)	Peak Area
Ethanol	1.209	59.540
n-Propanol	2.015	148.456

Table 2: FID 2 B (column DB-ALC2)

Compound	Time (min)	Peak Area
Ethanol	1.356	65.450
n-Propanol	2.436	162.662

# Scottsdale Police Department Crime Lab Volatiles Analysis

<b>Sample:</b> FN03132302	<b>Vial:</b> 3
<b>Description:</b> 0.200 calibrator	<b>Sequence:</b> 04Dec23
<b>Method:</b> ethanol quant.M	<b>Injection date:</b> 12/4/2023 12:43:00 PM
<b>Instrument:</b> US14173023 CN14160045	<b>Analyst:</b> Brooke
<b>Data file:</b> C:\Chem32\1\Data\04Dec23\3.D	

PR

Dissemination is restricted to Criminal Justice Agencies and authorized agencies ONLY. Secondary dissemination to unauthorized agencies is PROHIBITED. Scottsdale City Prosecutor

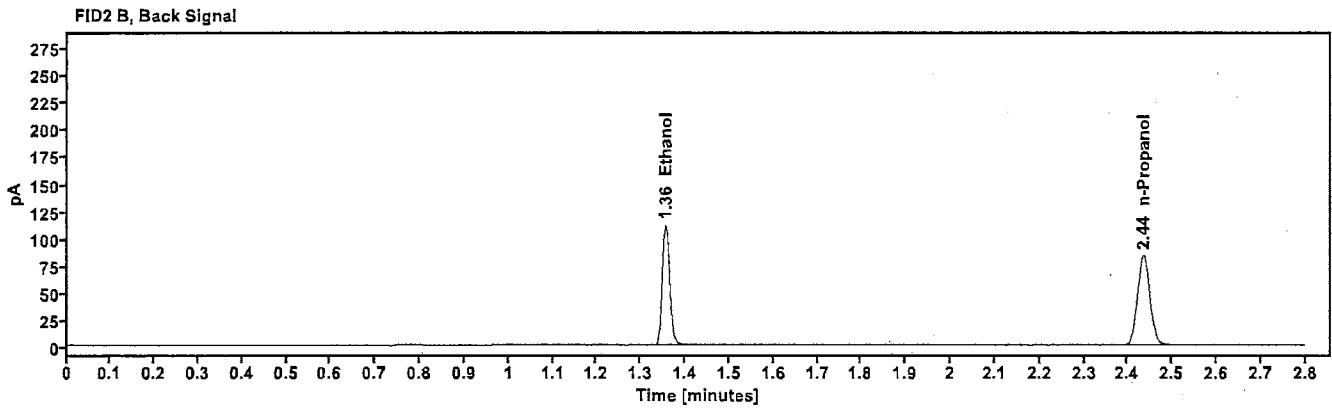
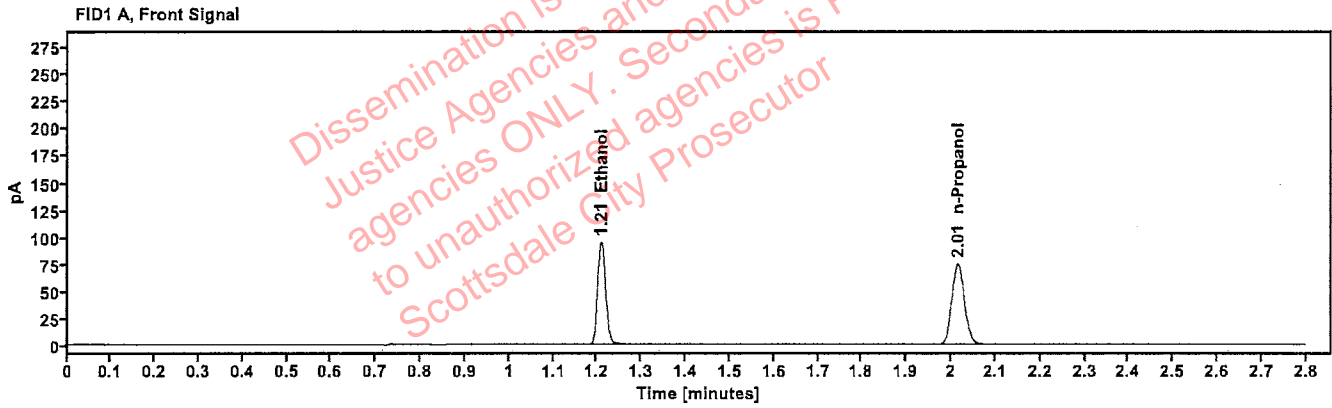


Table 1: FID 1 A (column DB-ALC1)

Compound	Time (min)	Peak Area
Ethanol	1.209	119.597
n-Propanol	2.015	148.623

Table 2: FID 2 B (column DB-ALC2)

Compound	Time (min)	Peak Area
Ethanol	1.356	131.574
n-Propanol	2.435	162.831

# Scottsdale Police Department Crime Lab Volatiles Analysis

<b>Sample:</b> FN03052102	<b>Vial:</b> 4
<b>Description:</b> 0.400 calibrator	<b>Sequence:</b> 04Dec23
<b>Method:</b> ethanol quant.M	<b>Injection date:</b> 12/4/2023 12:46:59 PM
<b>Instrument:</b> US14173023 CN14160045	<b>Analyst:</b> Brooke
<b>Data file:</b> C:\Chem32\1\Data\04Dec23\4.D	

PB

Dissemination is restricted to Criminal Justice Agencies and authorized agencies ONLY. Secondary dissemination to unauthorized agencies is PROHIBITED. Scottsdale City Prosecutor

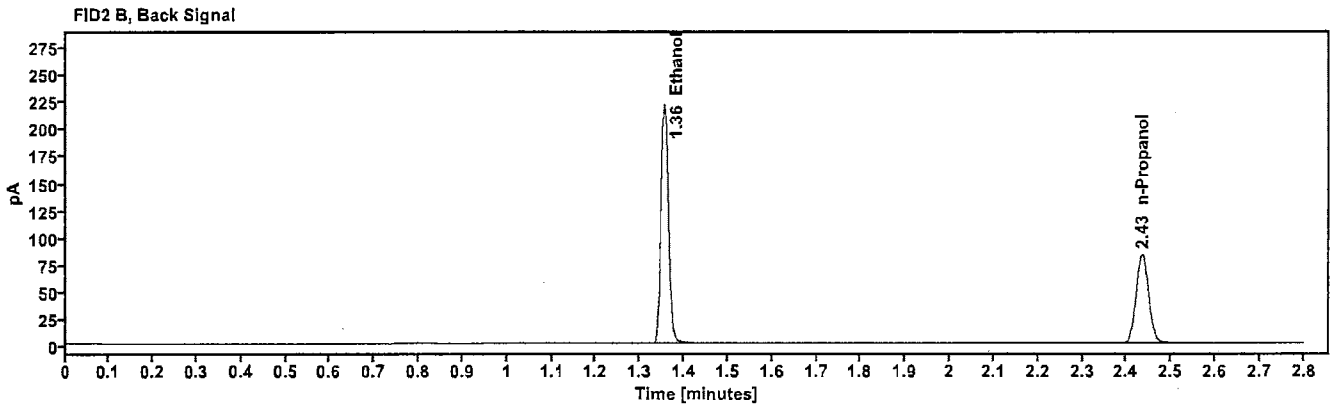
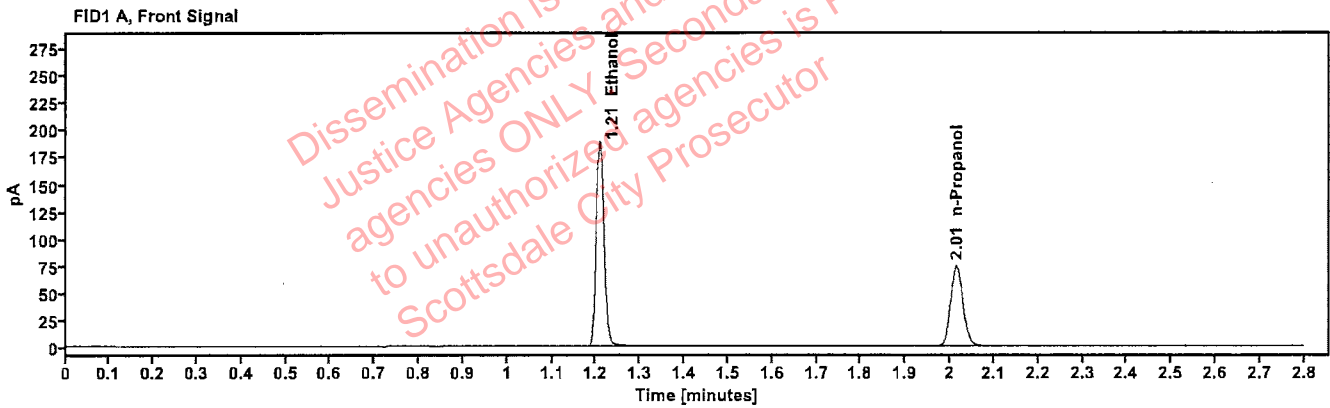


Table 1: FID 1 A (column DB-ALC1)

Compound	Time (min)	Peak Area
Ethanol	1.208	237.799
n-Propanol	2.015	147.271

Table 2: FID 2 B (column DB-ALC2)

Compound	Time (min)	Peak Area
Ethanol	1.355	262.424
n-Propanol	2.435	161.340

# Scottsdale Police Department Crime Lab Volatiles Analysis

<b>Sample:</b> 011823WB	<b>Vial:</b> 5
<b>Description:</b> Negative	<b>LIMS ID:</b>
<b>Method:</b> ethanol quant.M	<b>Sequence:</b> 04Dec23
<b>Instrument:</b> US14173023 CN14160045	<b>Injection date:</b> 12/4/2023 12:51:00 PM
<b>Data file:</b> C:\Chem32\1\Data\04Dec23\5.D	<b>Analyst:</b> Brooke

YPB

Dissemination is restricted to Criminal Justice Agencies and authorized agencies ONLY. Secondary dissemination to unauthorized agencies is PROHIBITED. Scottsdale City Prosecutor

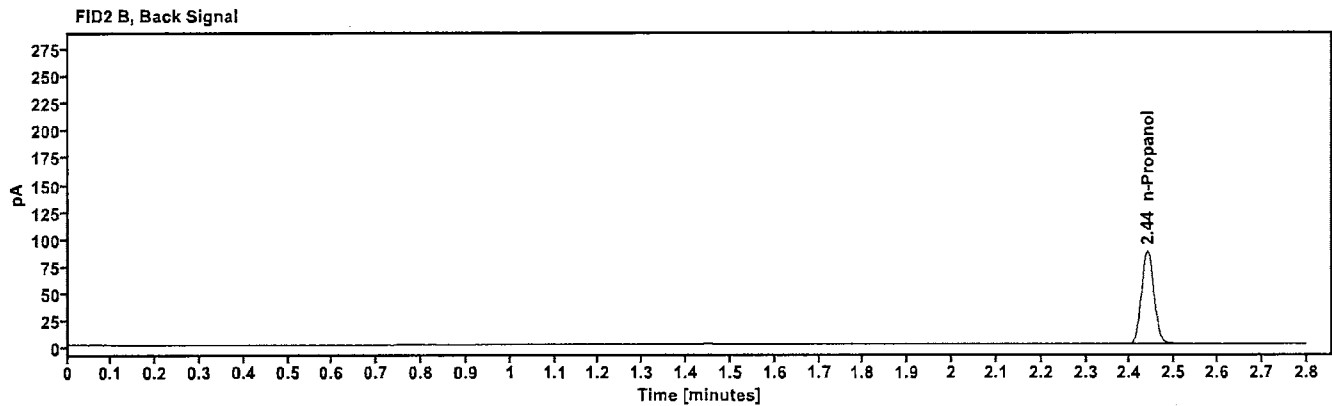
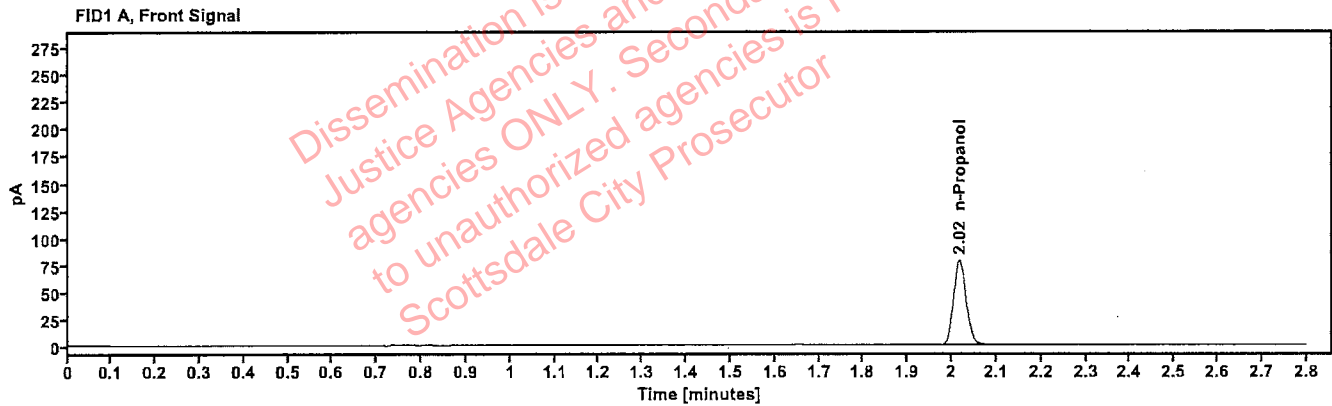


Table 1: FID 1 A (column DB-ALC1)

Compound	Amount (g/100mL)	Time (min)	Peak Area
n-Propanol	---	2.018	154.958

Table 2: FID 2 B (column DB-ALC2)

Compound	Time (min)	Peak Area
n-Propanol	2.439	169.766

# Scottsdale Police Department Crime Lab Volatiles Analysis

<b>Sample:</b> 050721MIX	<b>Vial:</b> 6
<b>Description:</b> Volatiles mix	<b>LIMS ID:</b> <span style="float: right;">703</span>
<b>Method:</b> ethanol quant.M	<b>Sequence:</b> 04Dec23
<b>Instrument:</b> US14173023 CN14160045	<b>Injection date:</b> 12/4/2023 12:54:59 PM
<b>Data file:</b> C:\Chem321\Data\04Dec23\6.D	<b>Analyst:</b> Brooke

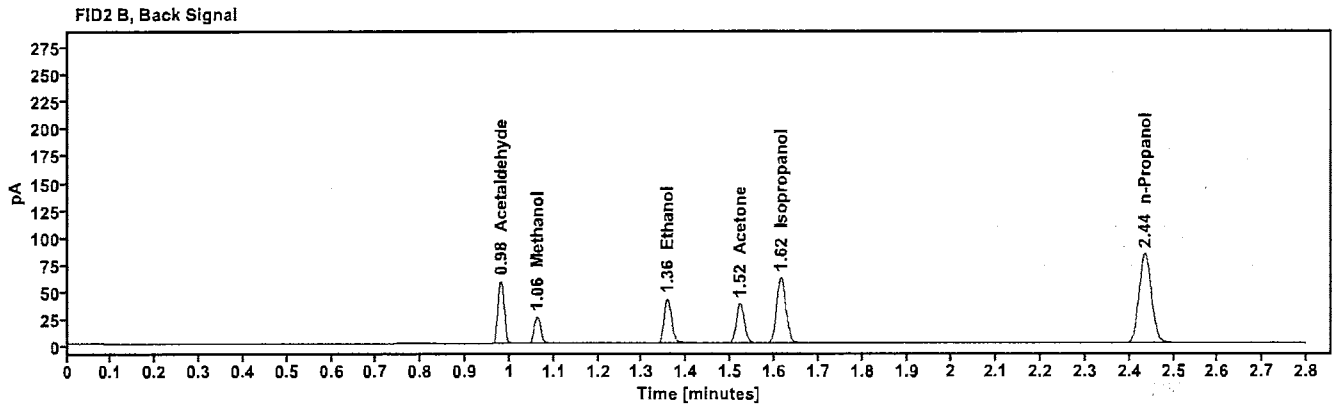
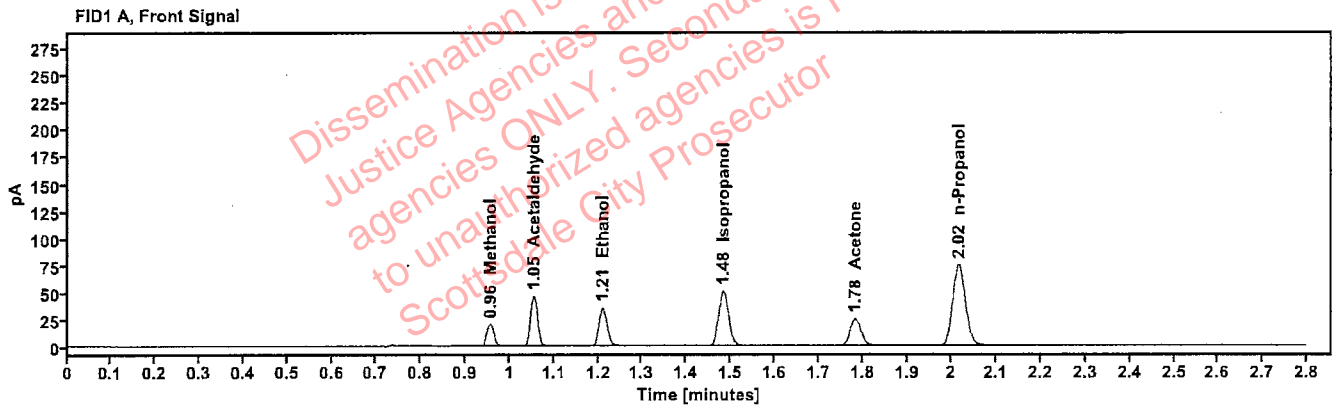


Table 1: FID 1 A (column DB-ALC1)

Compound	Amount (g/100mL)	Time (min)	Peak Area
Methanol	-----	0.956	22.921
Acetaldehyde	-----	1.054	50.341
>Ethanol	0.0747	1.210	44.358
Isopropanol	-----	1.483	80.551
Acetone	-----	1.784	43.132
n-Propanol	-----	2.015	148.280

Table 2: FID 2 B (column DB-ALC2)

Compound	Time (min)	Peak Area
Acetaldehyde	0.980	56.138
Methanol	1.062	25.458
Ethanol	1.357	48.697
Acetone	1.521	47.296
Isopropanol	1.615	89.143
n-Propanol	2.436	162.299



# Scottsdale Police Department Crime Lab Volatiles Analysis

PB

<b>Sample:</b> 30012020-A	<b>Vial:</b> 7
<b>Description:</b> 0.400	<b>LIMS ID:</b>
<b>Method:</b> ethanol quant.M	<b>Sequence:</b> 04Dec23
<b>Instrument:</b> US14173023 CN14160045	<b>Injection date:</b> 12/4/2023 12:59:15 PM
<b>Data file:</b> C:\Chem32\1\Data\04Dec23\7.D	<b>Analyst:</b> Brooke

Dissemination is restricted to Criminal Justice Agencies and authorized agencies ONLY. Secondary dissemination to unauthorized agencies is PROHIBITED. Scottsdale City Prosecutor

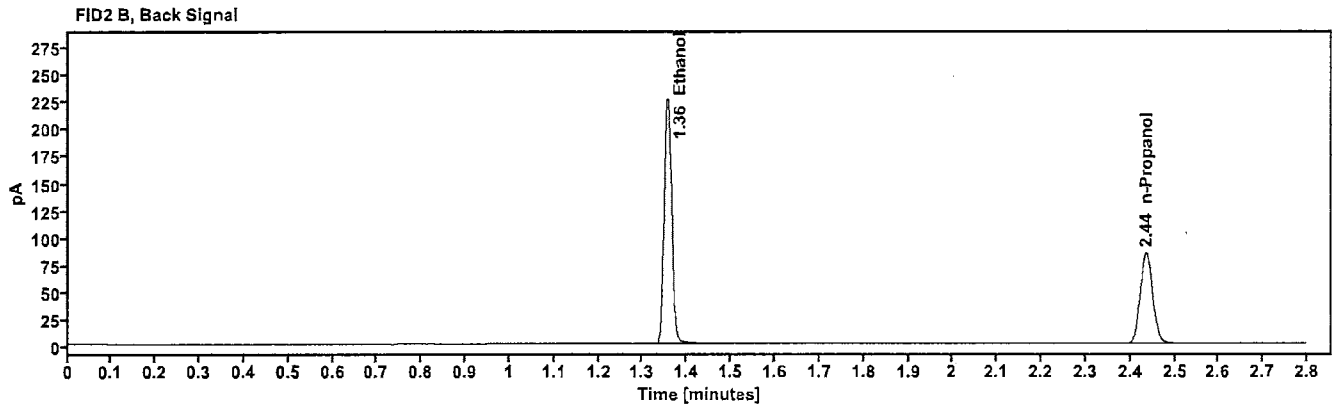
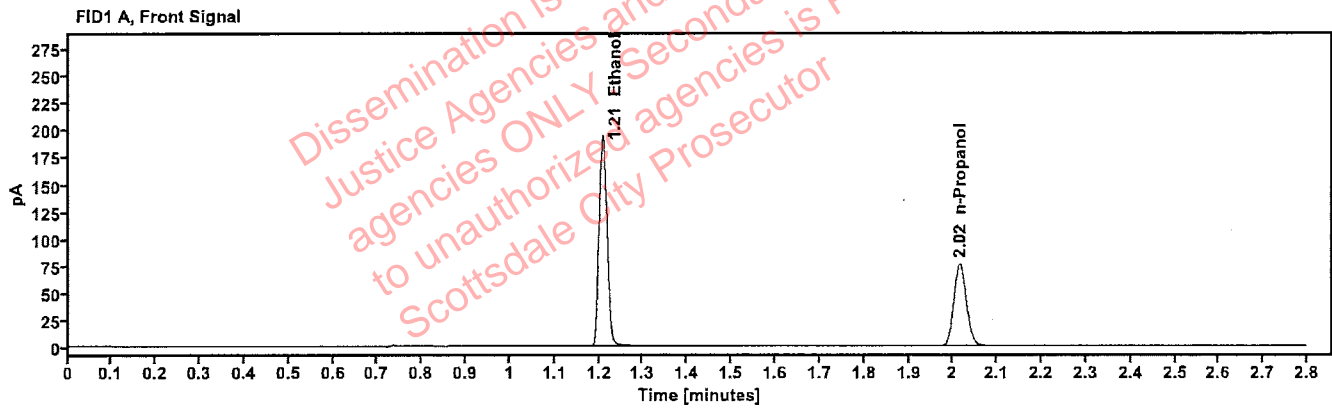


Table 1: FID 1 A (column DB-ALC1)

Compound	Amount (g/100mL)	Time (min)	Peak Area
>Ethanol	0.4025	1.208	244.215
n-Propanol	-----	2.015	150.346

Table 2: FID 2 B (column DB-ALC2)

Compound	Time (min)	Peak Area
Ethanol	1.356	269.242
n-Propanol	2.436	164.732

# Scottsdale Police Department Crime Lab Volatiles Analysis

128

<b>Sample:</b> 14082019-B	<b>Vial:</b> 8
<b>Description:</b> 0.040	<b>LIMS ID:</b>
<b>Method:</b> ethanol quant.M	<b>Sequence:</b> 04Dec23
<b>Instrument:</b> US14173023 CN14160045	<b>Injection date:</b> 12/4/2023 1:03:15 PM
<b>Data file:</b> C:\Chem32\1\Data\04Dec23\8.D	<b>Analyst:</b> Brooke

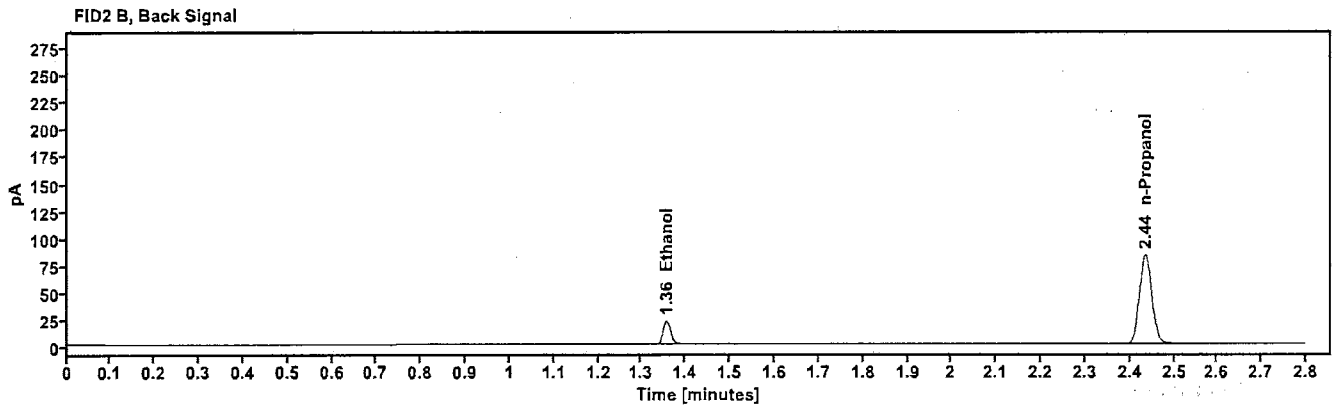
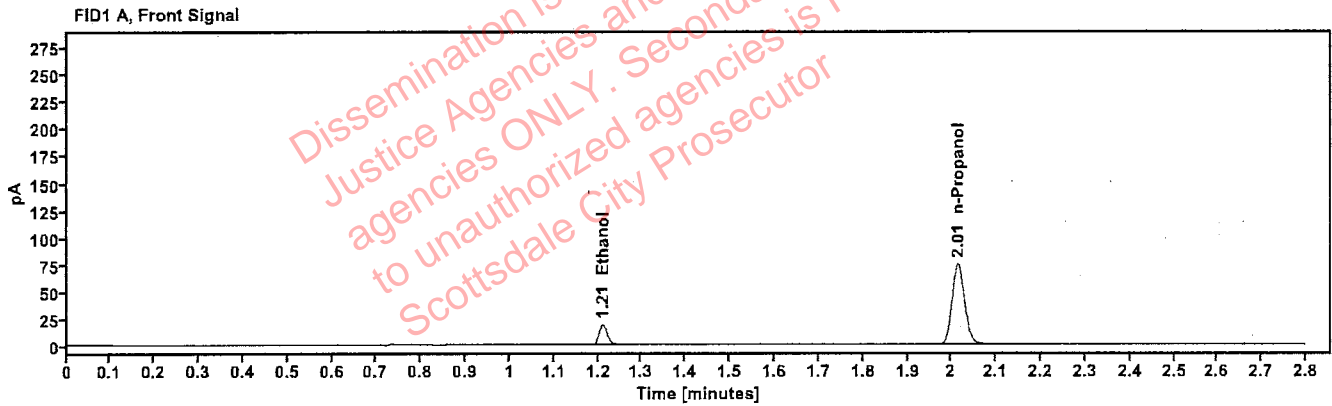


Table 1: FID 1 A (column DB-ALC1)

Compound	Amount (g/100mL)	Time (min)	Peak Area
>Ethanol	0.0405	1.210	23.815
n-Propanol	---	2.015	148.091

Table 2: FID 2 B (column DB-ALC2)

Compound	Time (min)	Peak Area
Ethanol	1.357	26.007
n-Propanol	2.435	162.248

# Scottsdale Police Department Crime Lab Volatiles Analysis

783

<b>Sample:</b> 4110320133/11	<b>Vial:</b> 9
<b>Description:</b> 0.199	<b>LIMS ID:</b>
<b>Method:</b> ethanol quant.M	<b>Sequence:</b> 04Dec23
<b>Instrument:</b> US14173023 CN14160045	<b>Injection date:</b> 12/4/2023 1:07:15 PM
<b>Data file:</b> C:\Chem32\1\Data\04Dec23\9.D	<b>Analyst:</b> Brooke

Dissemination is restricted to Criminal Justice Agencies and authorized agencies ONLY. Secondary dissemination to unauthorized agencies is PROHIBITED. Scottsdale City Prosecutor

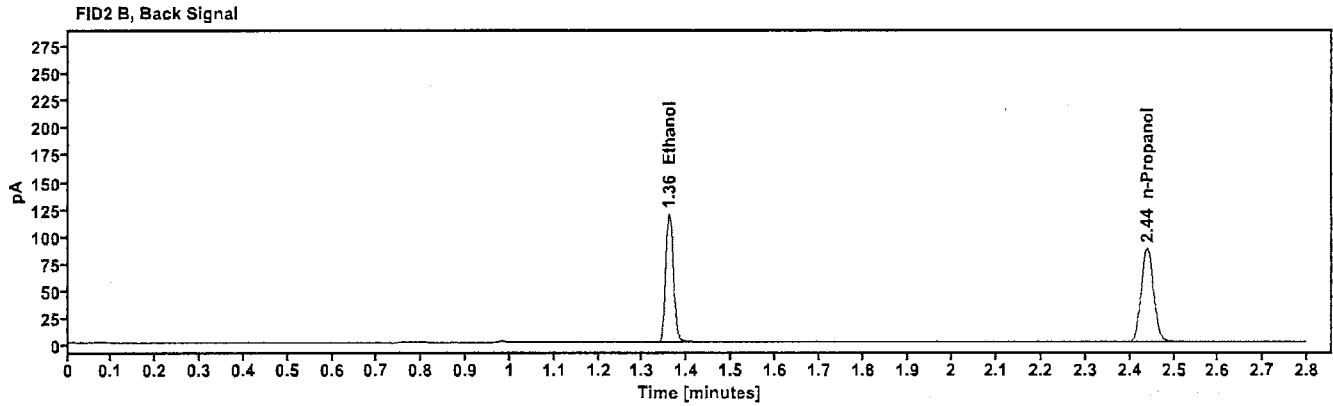
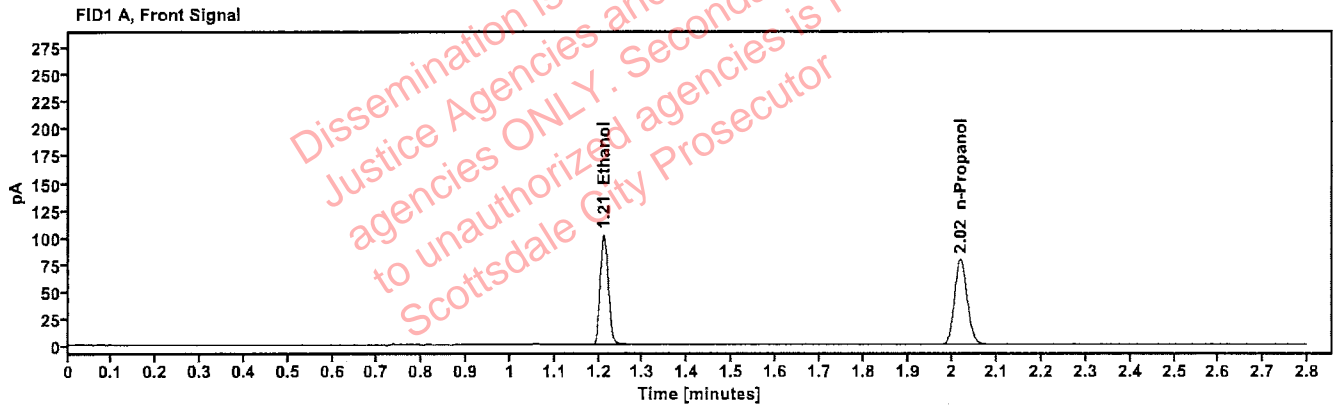


Table 1: FID 1 A (column DB-ALC1)

Compound	Amount (g/100mL)	Time (min)	Peak Area
>Ethanol	0.2050	1.211	129.130
n-Propanol	-----	2.017	156.357

Table 2: FID 2 B (column DB-ALC2)

Compound	Time (min)	Peak Area
Ethanol	1.360	142.080
n-Propanol	2.439	171.329

# Scottsdale Police Department Crime Lab Volatiles Analysis

78

<b>Sample:</b> 20012020-B	<b>Vial:</b> 20
<b>Description:</b> 0.080	<b>LIMS ID:</b>
<b>Method:</b> ethanol quant.M	<b>Sequence:</b> 04Dec23
<b>Instrument:</b> US14173023 CN14160045	<b>Injection date:</b> 12/4/2023 1:51:44 PM
<b>Data file:</b> C:\Chem32\1\Data\04Dec23\20.D	<b>Analyst:</b> Brooke

Dissemination is restricted to Criminal Justice Agencies and authorized law enforcement agencies ONLY. Secondary dissemination to unauthorized agencies is PROHIBITED. Scottsdale City Prosecutor

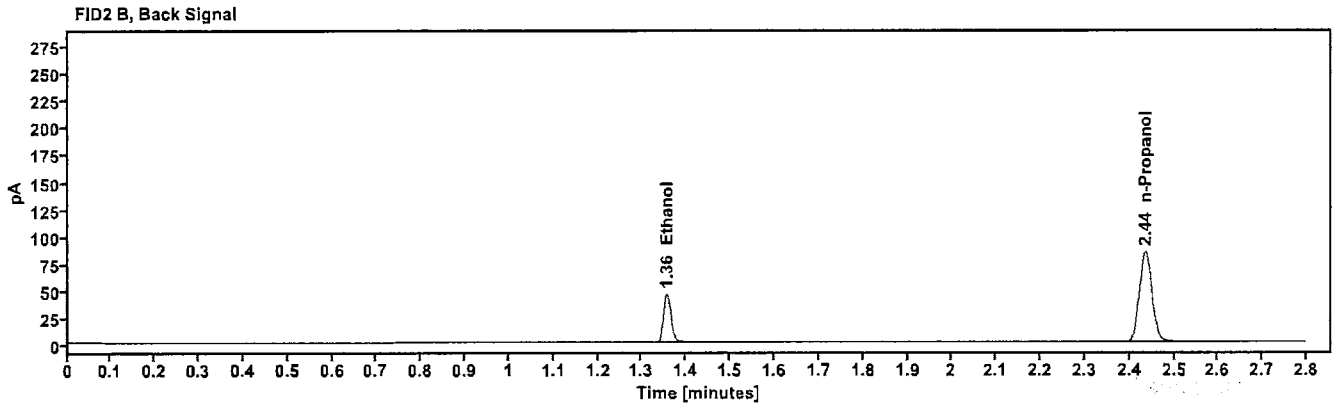
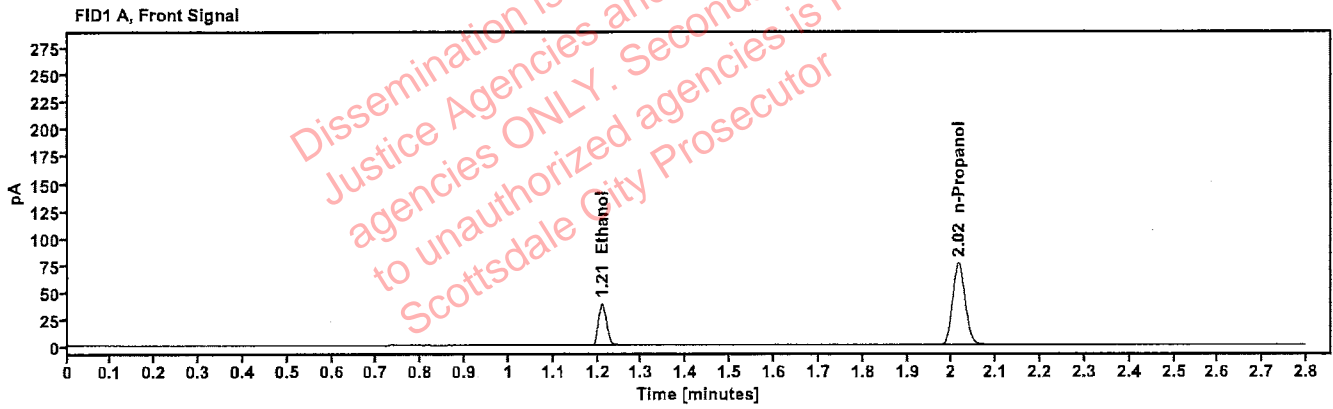


Table 1: FID 1 A (column DB-ALC1)

Compound	Amount (g/100mL)	Time (min)	Peak Area
>Ethanol	0.0810	1.210	48.862
n-Propanol	---	2.015	150.686

Table 2: FID 2 B (column DB-ALC2)

Compound	Time (min)	Peak Area
Ethanol	1.356	53.588
n-Propanol	2.436	164.820

# Scottsdale Police Department Crime Lab Volatiles Analysis

TB

<b>Sample:</b> 4110320133/11	<b>Vial:</b> 31
<b>Description:</b> 0.199	<b>LIMS ID:</b>
<b>Method:</b> ethanol quant.M	<b>Sequence:</b> 04Dec23
<b>Instrument:</b> US14173023 CN14160045	<b>Injection date:</b> 12/4/2023 2:36:15 PM
<b>Data file:</b> C:\Chem32\1\Data\04Dec23\31.D	<b>Analyst:</b> Brooke

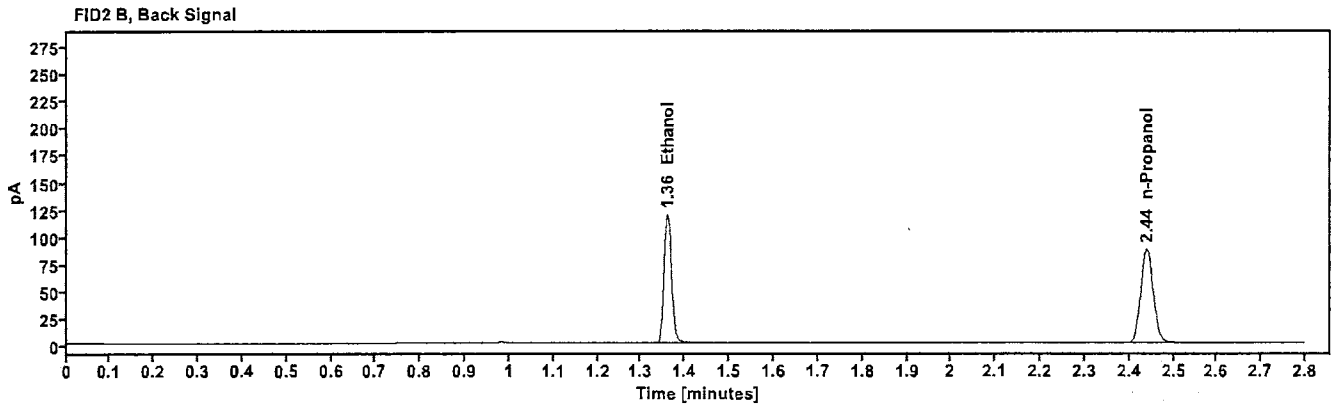
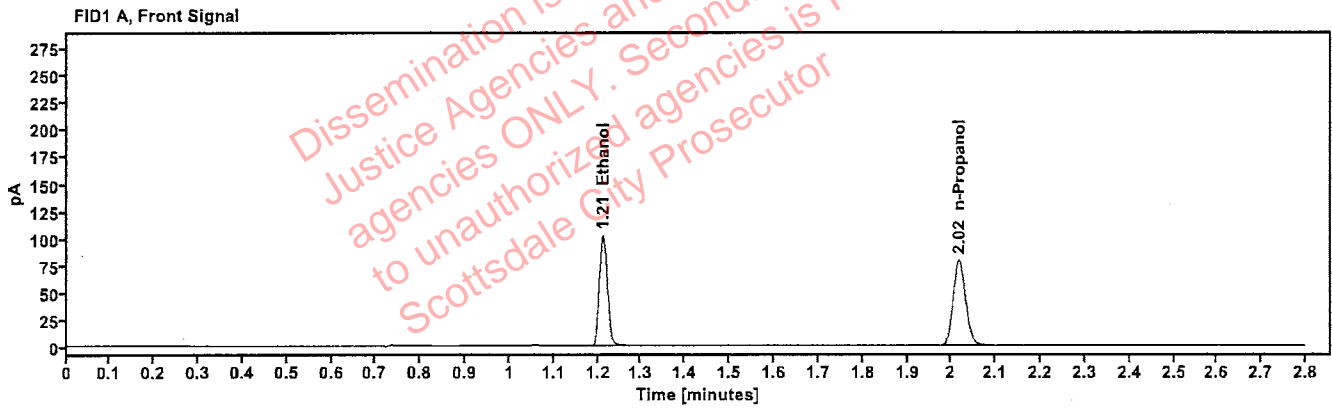


Table 1: FID 1 A (column DB-ALC1)

Compound	Amount (g/100mL)	Time (min)	Peak Area
>Ethanol	0.2054	1.211	130.016
n-Propanol	----	2.018	157.103

Table 2: FID 2 B (column DB-ALC2)

Compound	Time (min)	Peak Area
Ethanol	1.360	142.632
n-Propanol	2.440	171.756

# Scottsdale Police Department Crime Lab Volatiles Analysis

RB

Sample:	20012020-B	Vial:	42
Description:	0.080	LIMS ID:	
Method:	ethanol quant.M	Sequence:	04Dec23
Instrument:	US14173023 CN14160045	Injection date:	12/4/2023 3:20:29 PM
Data file:	C:\Chem32\1\Data\04Dec23\42.D	Analyst:	Brooke

Dissemination is restricted to Criminal Justice Agencies and authorized law enforcement agencies ONLY. Secondary dissemination to unauthorized agencies is PROHIBITED. Scottsdale City Prosecutor

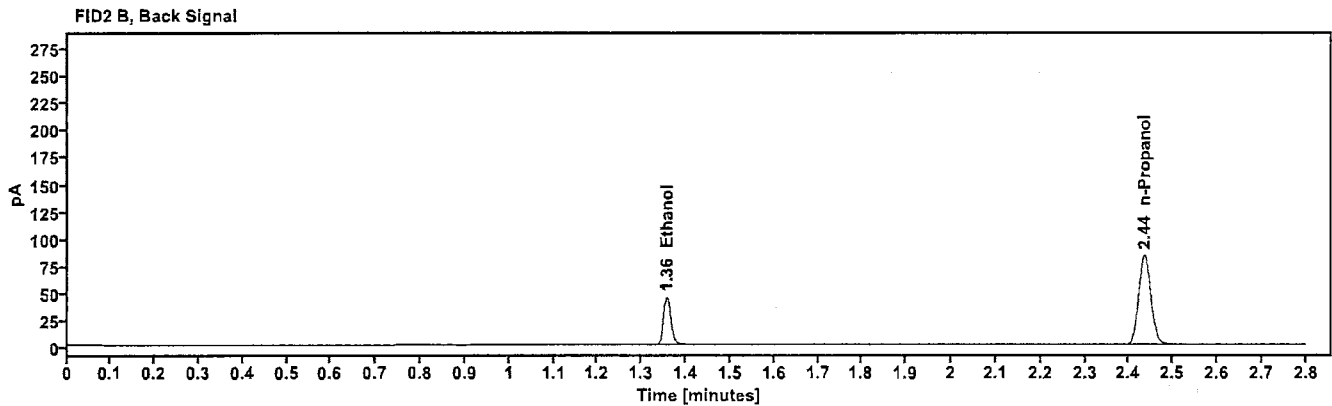
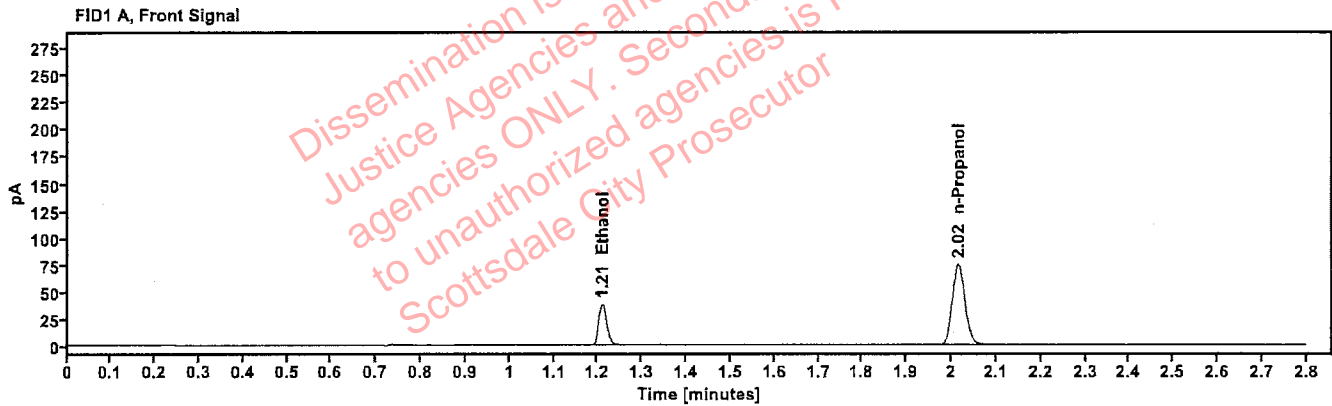


Table 1: FID 1 A (column DB-ALC1)

Compound	Amount (g/100mL)	Time (min)	Peak Area
>Ethanol	0.0804	1.210	48.055
n-Propanol	----	2.015	149.315

Table 2: FID 2 B (column DB-ALC2)

Compound	Time (min)	Peak Area
Ethanol	1.357	52.770
n-Propanol	2.436	163.275

# Scottsdale Police Department Crime Lab Volatiles Analysis

<b>Sample:</b> 30012020-A	<b>Vial:</b> 53
<b>Description:</b> 0.400	<b>LIMS ID:</b>
<b>Method:</b> ethanol quant.M	<b>Sequence:</b> 04Dec23
<b>Instrument:</b> US14173023 CN14160045	<b>Injection date:</b> 12/4/2023 4:04:59 PM
<b>Data file:</b> C:\Chem32\1\Data\04Dec23\53.D	<b>Analyst:</b> Brooke

*AB*

Dissemination is restricted to Criminal Justice Agencies and authorized agencies ONLY. Secondary dissemination to unauthorized agencies is PROHIBITED. Scottsdale City Prosecutor

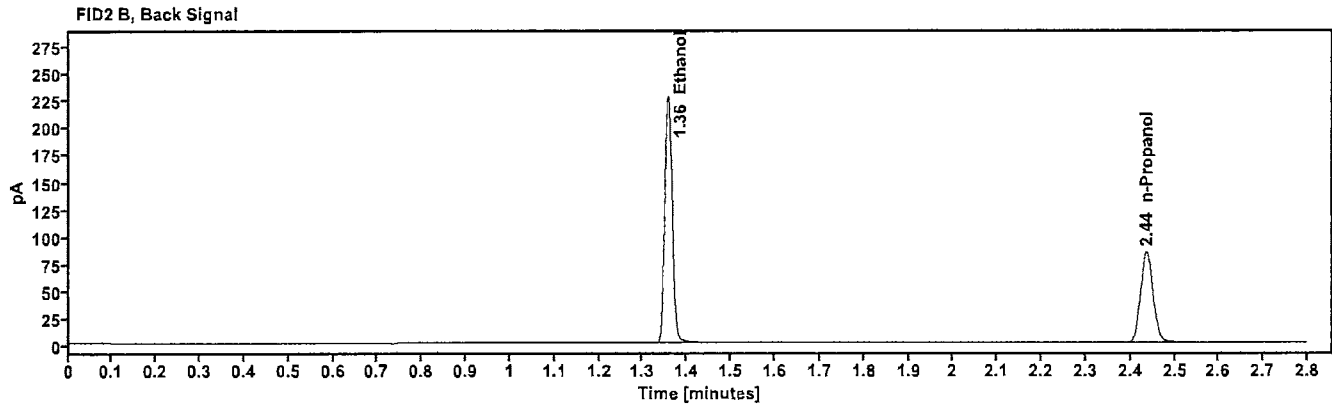
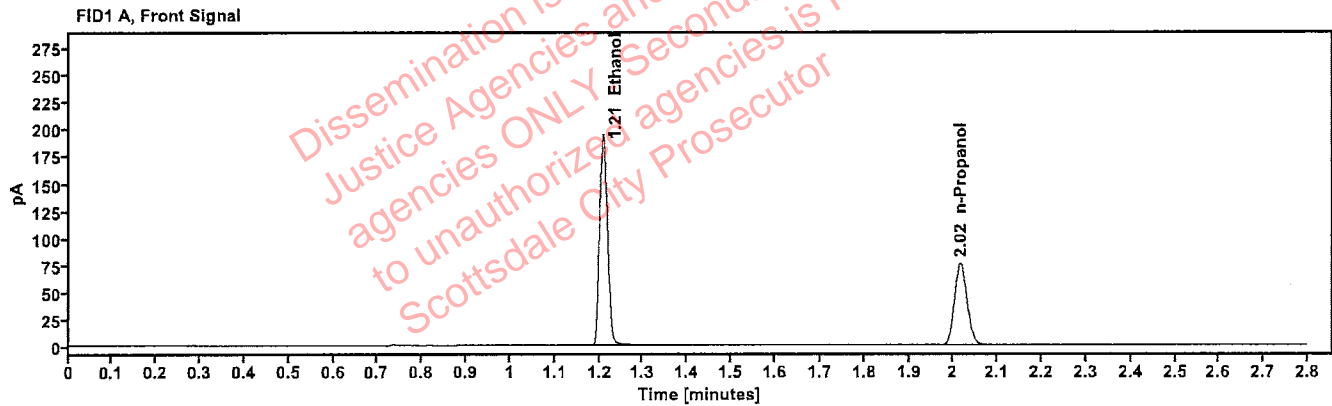


Table 1: FID 1 A (column DB-ALC1)

Compound	Amount (g/100mL)	Time (min)	Peak Area
>Ethanol	0.4043	1.209	245.400
n-Propanol	-----	2.016	150.406

Table 2: FID 2 B (column DB-ALC2)

Compound	Time (min)	Peak Area
Ethanol	1.357	270.755
n-Propanol	2.436	164.471

# Scottsdale Police Department Crime Lab Volatiles Analysis

<b>Sample:</b> 14082019-B	<b>Vial:</b> 54
<b>Description:</b> 0.040	<b>LIMS ID:</b>
<b>Method:</b> ethanol quant.M	<b>Sequence:</b> 04Dec23
<b>Instrument:</b> US14173023 CN14160045	<b>Injection date:</b> 12/4/2023 4:09:01 PM
<b>Data file:</b> C:\Chem32\1\Data\04Dec23\54.D	<b>Analyst:</b> Brooke

10

Dissemination is restricted to Criminal Justice Agencies and authorized law enforcement agencies ONLY. Secondary dissemination to unauthorized agencies is PROHIBITED. Scottsdale City Prosecutor

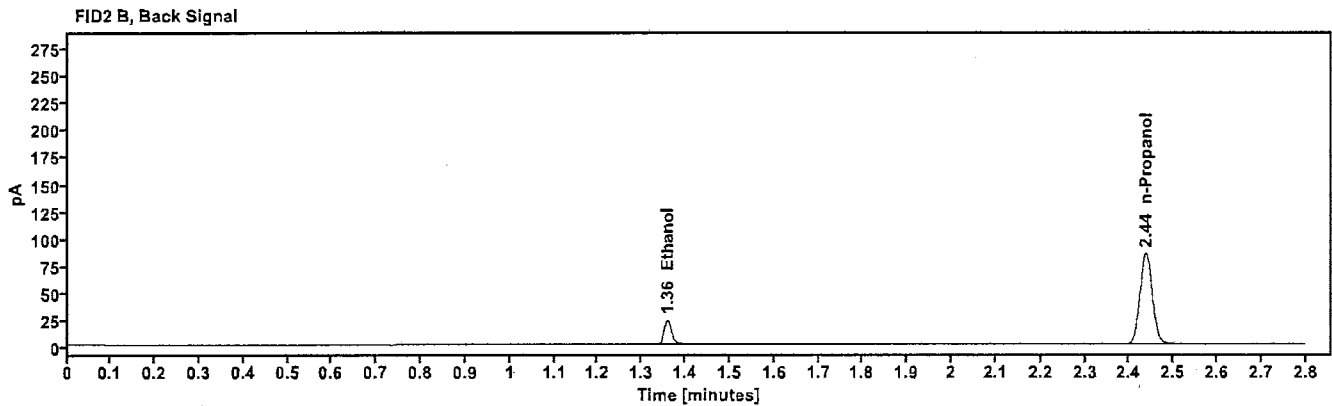
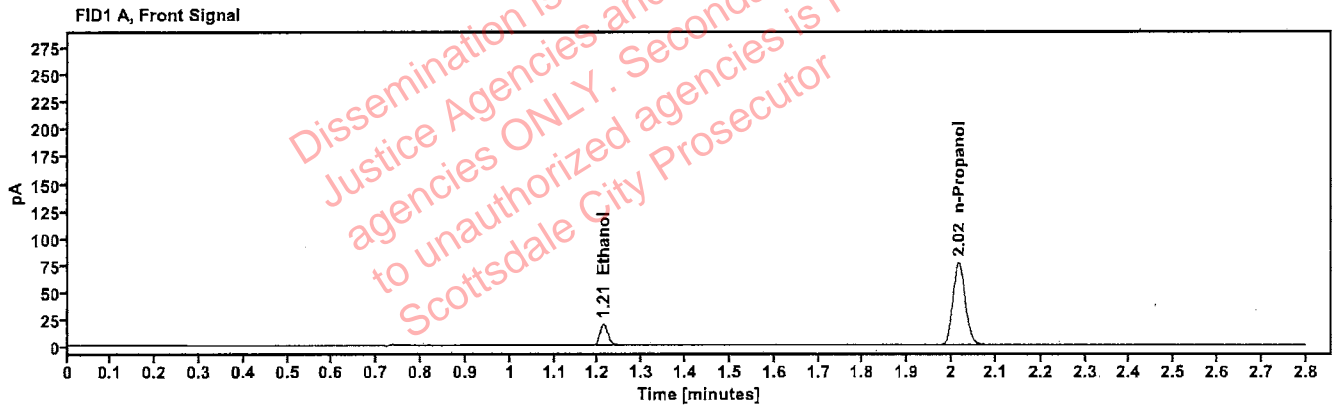


Table 1: FID 1 A (column DB-ALC1)

Compound	Amount (g/100mL)	Time (min)	Peak Area
>Ethanol	0.0412	1.212	24.834
n-Propanol	-----	2.016	151.704

Table 2: FID 2 B (column DB-ALC2)

Compound	Time (min)	Peak Area
Ethanol	1.359	27.314
n-Propanol	2.437	166.173



# Scottsdale Police Department Crime Lab Volatiles Analysis

YAB

<b>Sample:</b> 4110320133/11	<b>Vial:</b> 55
<b>Description:</b> 0.199	<b>LIMS ID:</b>
<b>Method:</b> ethanol quant.M	<b>Sequence:</b> 04Dec23
<b>Instrument:</b> US14173023 CN14160045	<b>Injection date:</b> 12/4/2023 4:13:15 PM
<b>Data file:</b> C:\Chem32\1\Data\04Dec23\55.D	<b>Analyst:</b> Brooke

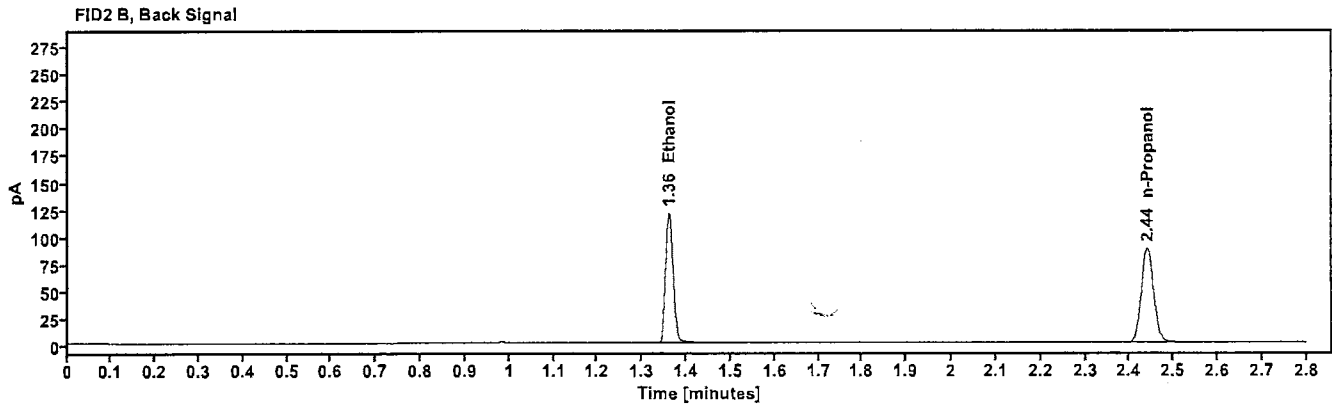
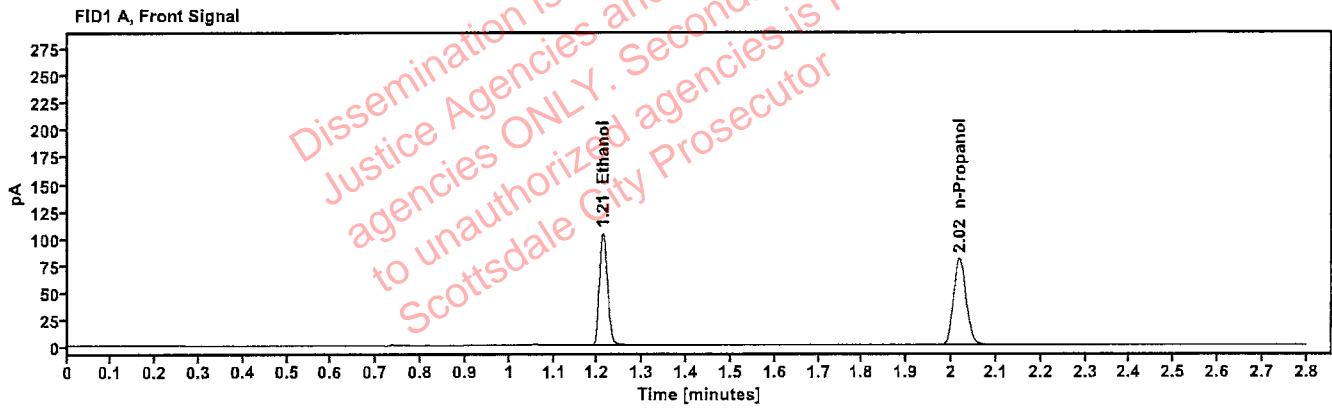


Table 1: FID 1 A (column DB-ALC1)

Compound	Amount (g/100mL)	Time (min)	Peak Area
>Ethanol	0.2067	1.212	132.095
n-Propanol	-----	2.018	158.671

Table 2: FID 2 B (column DB-ALC2)

Compound	Time (min)	Peak Area
Ethanol	1.361	145.484
n-Propanol	2.440	173.658

# Scottsdale Police Department Crime Lab Volatiles Analysis

7B

<b>Sample:</b> 092223AQ	<b>Vial:</b> 56
<b>Description:</b> Negative	<b>LIMS ID:</b>
<b>Method:</b> ethanol quant.M	<b>Sequence:</b> 04Dec23
<b>Instrument:</b> US14173023 CN14160045	<b>Injection date:</b> 12/4/2023 4:17:14 PM
<b>Data file:</b> C:\Chem32\1\Data\04Dec23\56.D	<b>Analyst:</b> Brooke

Dissemination is restricted to Criminal Justice Agencies and authorized agencies ONLY. Secondary dissemination to unauthorized agencies is PROHIBITED. Scottsdale City Prosecutor

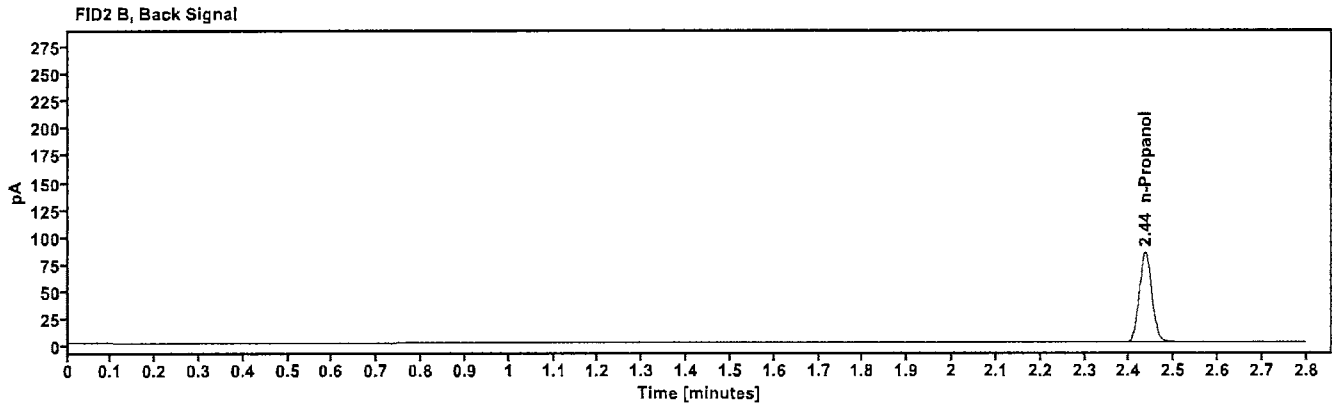
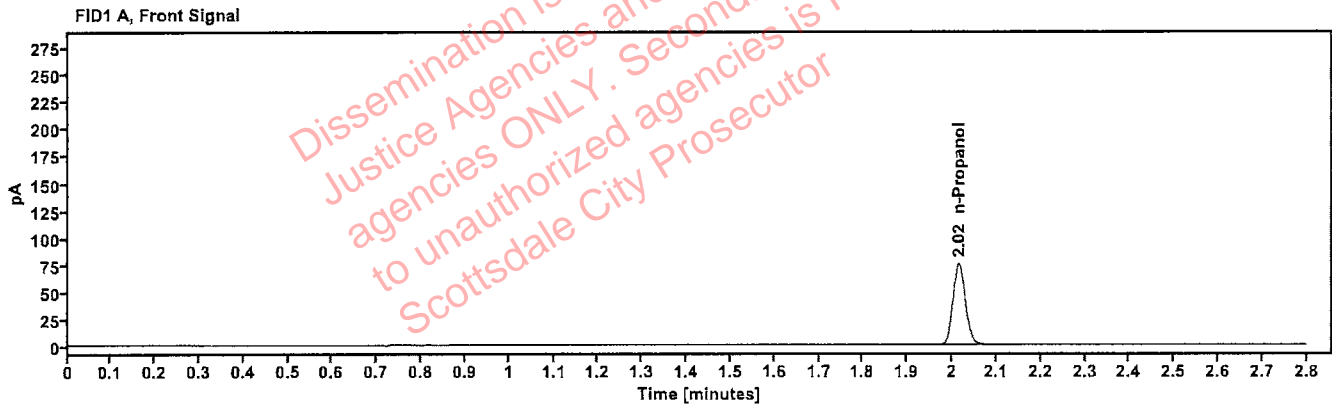


Table 1: FID 1 A (column DB-ALC1)

Compound	Amount (g/100mL)	Time (min)	Peak Area
n-Propanol	-----	2.015	149.609

Table 2: FID 2 B (column DB-ALC2)

Compound	Time (min)	Peak Area
n-Propanol	2.436	163.696

# Sequence Summary

Sequence name: 04Dec23      Instrument: US14173023 CN14160045      Analyst: Brooke

Vial	Sample	Description	Type	LIMS ID	Method
1	FN03122113	0.020 calibrator	Calibration		ethanol quant.M
2	FN11172002	0.100 calibrator	Calibration		ethanol quant.M
3	FN03132302	0.200 calibrator	Calibration		ethanol quant.M
4	FN03052102	0.400 calibrator	Calibration		ethanol quant.M
5	011823WB	Negative	Control		ethanol quant.M
6	050721MIX	Volatiles mix	Control		ethanol quant.M
7	30012020-A	0.400	Control		ethanol quant.M
8	14082019-B	0.040	Control		ethanol quant.M
9	4110320133/11	0.199	Control		ethanol quant.M
10	429-01R.B.		Sample		ethanol quant.M
11	429-01R.B.		Sample		ethanol quant.M
12	426-01L.H.		Sample		ethanol quant.M
13	426-01L.H.		Sample		ethanol quant.M
14	420-02R.C.		Sample		ethanol quant.M
15	420-02R.C.		Sample		ethanol quant.M
16	2324065-5		Sample		ethanol quant.M
17	2324065-5		Sample		ethanol quant.M
18	2323849-1		Sample		ethanol quant.M
19	2323849-1		Sample		ethanol quant.M
20	20012020-B	0.080	Control		ethanol quant.M
21	2324188-2		Sample		ethanol quant.M
22	2324188-2		Sample		ethanol quant.M
23	2323921-2		Sample		ethanol quant.M
24	2323921-2		Sample		ethanol quant.M
25	2324248-2		Sample		ethanol quant.M
26	2324248-2		Sample		ethanol quant.M
27	2323938-3		Sample		ethanol quant.M
28	2323938-3		Sample		ethanol quant.M
29	2324205-1		Sample		ethanol quant.M
30	2324205-1		Sample		ethanol quant.M
31	4110320133/11	0.199	Control		ethanol quant.M
32	2324371-1		Sample		ethanol quant.M
33	2324371-1		Sample		ethanol quant.M
34	2324382-3		Sample		ethanol quant.M
35	2324382-3		Sample		ethanol quant.M
36	2324387-2		Sample		ethanol quant.M
37	2324387-2		Sample		ethanol quant.M
38	2313065-1		Sample		ethanol quant.M
39	2313065-1		Sample		ethanol quant.M
40	2324207-2		Sample		ethanol quant.M
41	2324207-2		Sample		ethanol quant.M
42	20012020-B	0.080	Control		ethanol quant.M
43	424-01S.C.		Sample		ethanol quant.M
44	424-01S.C.		Sample		ethanol quant.M
45	266-01D.H.		Sample		ethanol quant.M
46	266-01D.H.		Sample		ethanol quant.M
47	334-01M.G.		Sample		ethanol quant.M

# Sequence Summary

RS

48	334-01M.G.		Sample		ethanol quant.M
49	426-01B.S.		Sample		ethanol quant.M
50	426-01B.S.		Sample		ethanol quant.M
51	420-01J.N.		Sample		ethanol quant.M
52	420-01J.N.		Sample		ethanol quant.M
53	30012020-A	0.400	Control		ethanol quant.M
54	14082019-B	0.040	Control		ethanol quant.M
55	4110320133/11	0.199	Control		ethanol quant.M
56	092223AQ	Negative	Control		ethanol quant.M

Dissemination is restricted to Criminal Justice Agencies and authorized agencies ONLY. Secondary dissemination to unauthorized agencies is PROHIBITED.  
Scottsdale City Prosecutor

# Scottsdale Police Department Crime Laboratory Summary of Cases

PB

SEQUENCE NAME: 04Dec23

ANALYST: Brooke

Vials	Test 1 (g/dL)	Test 2 (g/dL)	Mean (g/dL)	Percent Difference*	Absolute Difference (g/dL)*
10 11	0.0000	0.0000	0.00000	0.00	0.00000
12 13	0.3488	0.3543	0.35155	0.78	0.00275
14 15	0.2517	0.2523	0.25200	0.12	0.00030
16 17	0.1183	0.1173	0.11780	0.42	0.00050
18 19	0.0945	0.0950	0.09475	0.26	0.00025
21 22	0.2318	0.2317	0.23175	0.02	0.00005
23 24	0.2462	0.2457	0.24595	0.10	0.00025
25 26	0.1778	0.1776	0.17770	0.06	0.00010
27 28	0.0948	0.0942	0.09450	0.32	0.00030
29 30	0.1158	0.1151	0.11545	0.30	0.00035
32 33	0.1647	0.1619	0.16330	0.86	0.00140
34 35	0.1093	0.1096	0.10945	0.14	0.00015
36 37	0.0894	0.0892	0.08930	0.11	0.00010
38 39	0.1765	0.1757	0.17610	0.23	0.00040
40 41	0.1949	0.1962	0.19555	0.33	0.00065
43 44	0.0000	0.0000	0.00000	0.00	0.00000
45 46	0.0872	0.0871	0.08715	0.06	0.00005
47 48	0.1698	0.1698	0.16980	0.00	0.00000
49 50	0.1938	0.1939	0.19385	0.03	0.00005
51 52	0.1970	0.1962	0.19660	0.20	0.00040

\*Calculated differences are differences from the mean of the two results.

**Scottsdale Forensic Lab**  
**Blood Alcohol Pipetting Log**

PB

ANALYST: Brooke

SEQUENCE: 04Dec23

Instrument Position	Headspace Vial 1	Headspace Vial 2	Blood Tube	Barcode Match
Vials 10 and 11	429-01R.B.	429-01R.B.	429-01R.B.	Yes
Vials 12 and 13	426-01L.H.	426-01L.H.	426-01L.H.	Yes
Vials 14 and 15	420-02R.C.	420-02R.C.	420-02R.C.	Yes
Vials 16 and 17	2324065-5	2324065-5	2324065-5	Yes
Vials 18 and 19	2323849-1	2323849-1	2323849-1	Yes
Vials 21 and 22	2324188-2	2324188-2	2324188-2	Yes
Vials 23 and 24	2323921-2	2323921-2	2323921-2	Yes
Vials 25 and 26	2324248-2	2324248-2	2324248-2	Yes
Vials 27 and 28	2323938-3	2323938-3	2323938-3	Yes
Vials 29 and 30	2324205-1	2324205-1	2324205-1	Yes
Vials 32 and 33	2324371-1	2324371-1	2324371-1	Yes
Vials 34 and 35	2324382-3	2324382-3	2324382-3	Yes
Vials 36 and 37	2324387-2	2324387-2	2324387-2	Yes
Vials 38 and 39	2313065-1	2313065-1	2313065-1	Yes
Vials 40 and 41	2324207-2	2324207-2	2324207-2	Yes
Vials 43 and 44	424-01S.C.	424-01S.C.	424-01S.C.	Yes
Vials 45 and 46	266-01D.H.	266-01D.H.	266-01D.H.	Yes
Vials 47 and 48	334-01M.G.	334-01M.G.	334-01M.G.	Yes
Vials 49 and 50	426-01B.S.	426-01B.S.	426-01B.S.	Yes
Vials 51 and 52	420-01J.N.	420-01J.N.	420-01J.N.	Yes

Brooke, Phillip - (04-Dec-2023)

Case: User: pbrooke 12/4/2023

### Scottsdale Police Department Crime Lab Volatiles Analysis

Sample:	429-01R.B.	Vial:	10
Description:		LIMS ID:	
Method:	ethanol quant.M	Sequence:	04Dec23
Instrument:	US14173023 CN14160045	Injection date:	12/4/2023 1:11:14 PM
Data file:	C:\Chem32\1\Data\04Dec23\10.D	Analyst:	Brooke

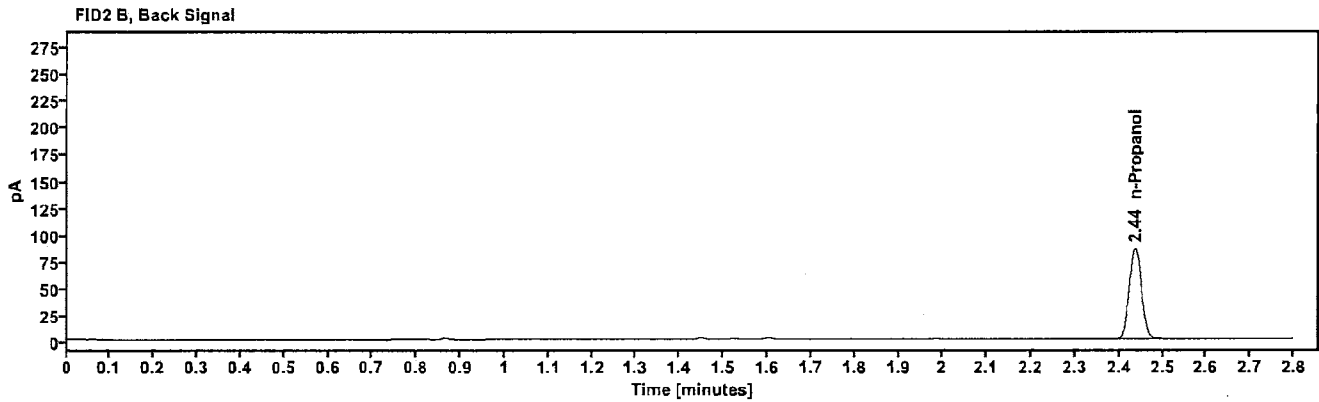
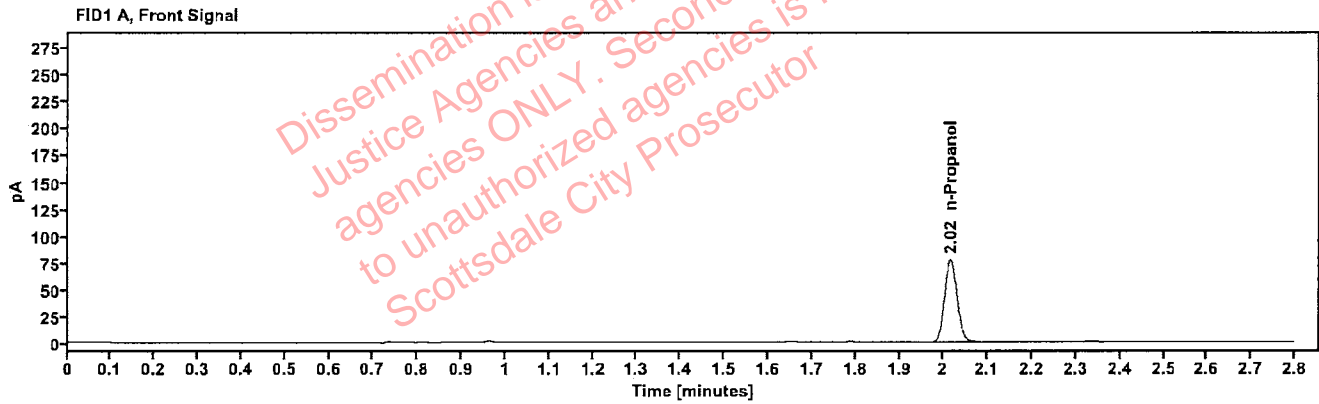


Table 1: FID 1 A (column DB-ALC1)

Compound	Amount (g/100mL)	Time (min)	Peak Area
n-Propanol	---	2.016	153.247

Table 2: FID 2 B (column DB-ALC2)

Compound	Time (min)	Peak Area
n-Propanol	2.436	168.439

[REDACTED]: Brooke, Phillip - (04-Dec-2023)

Case: [REDACTED] User: pbrooke 12/4/2023

### Scottsdale Police Department Crime Lab Volatiles Analysis

Sample:	429-01R.B.	Vial:	11
Description:	[REDACTED]	LIMS ID:	[REDACTED]
Method:	ethanol quant.M	Sequence:	04Dec23
Instrument:	US14173023 CN14160045	Injection date:	12/4/2023 1:15:14 PM
Data file:	C:\Chem32\1\Data\04Dec23\11.D	Analyst:	Brooke

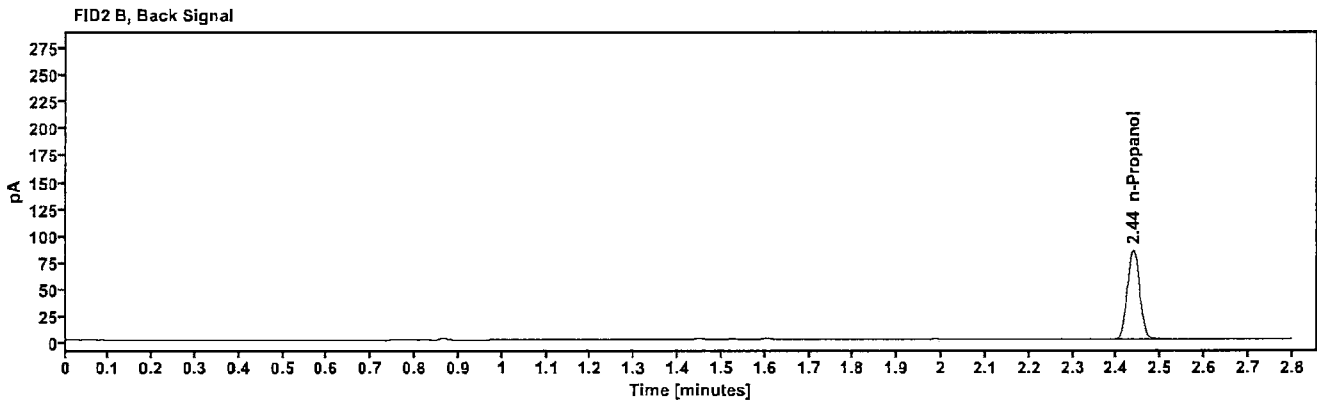
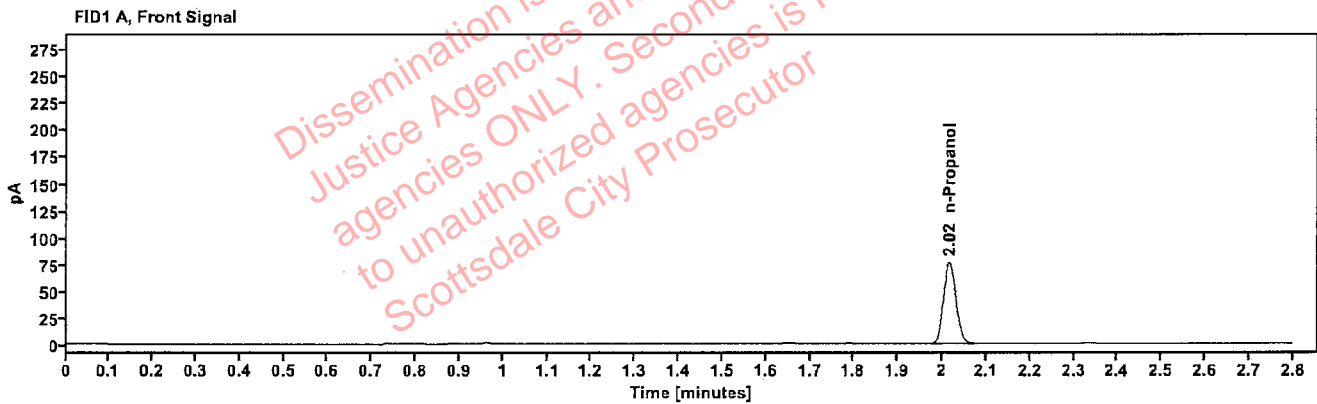


Table 1: FID 1 A (column DB-ALC1)

Compound	Amount (g/100mL)	Time (min)	Peak Area
n-Propanol	---	2.016	152.021

Table 2: FID 2 B (column DB-ALC2)

Compound	Time (min)	Peak Area
n-Propanol	2.437	166.273



██████████: Brooke, Phillip - (04-Dec-2023)

Case: ██████████ User: pbrooke 12/4/2023

### Scottsdale Police Department Crime Lab Volatiles Analysis

Sample:	426-01L.H.	Vial:	12
Description:	██████████	LIMS ID:	██████████
Method:	ethanol quant.M	Sequence:	04Dec23
Instrument:	US14173023 CN14160045	Injection date:	12/4/2023 1:19:14 PM
Data file:	C:\Chem32\1\Data\04Dec23\12.D	Analyst:	Brooke

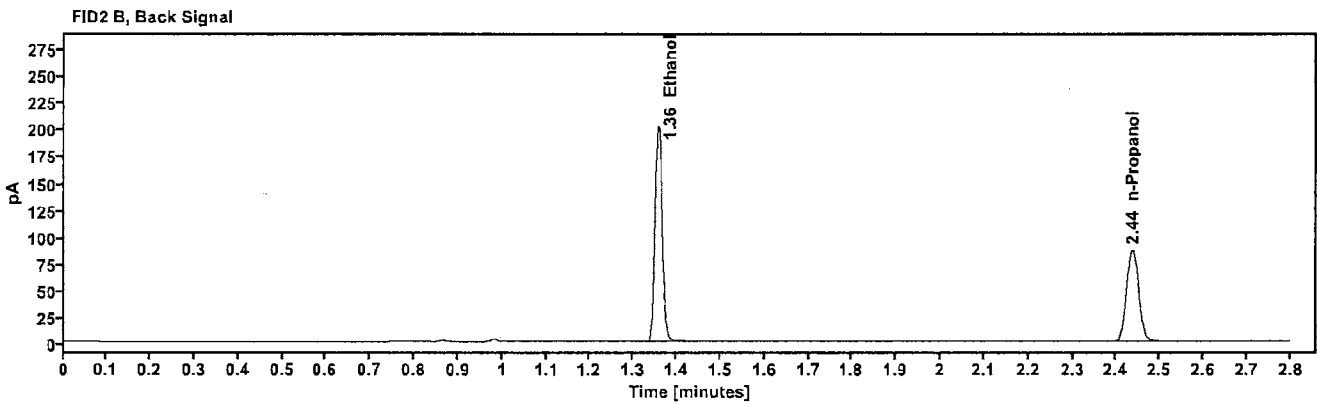
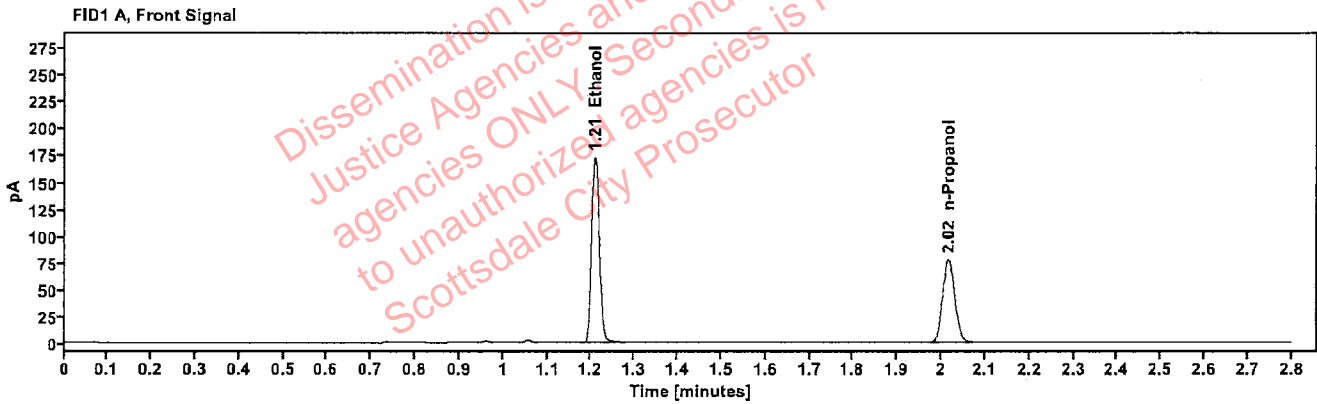


Table 1: FID 1 A (column DB-ALC1)

Compound	Amount (g/100mL)	Time (min)	Peak Area
>Ethanol	0.3488	1.209	218.022
n-Propanol	-----	2.016	154.938

Table 2: FID 2 B (column DB-ALC2)

Compound	Time (min)	Peak Area
Ethanol	1.357	240.458
n-Propanol	2.437	169.805

[REDACTED]: Brooke, Phillip - (04-Dec-2023)

Case: [REDACTED] User: pbrooke 12/4/2023

### Scottsdale Police Department Crime Lab Volatiles Analysis

Sample:	426-01L.H.	Vial:	13
Description:	[REDACTED]	LIMS ID:	[REDACTED]
Method:	ethanol quant.M	Sequence:	04Dec23
Instrument:	US14173023 CN14160045	Injection date:	12/4/2023 1:23:30 PM
Data file:	C:\Chem32\1\Data\04Dec23\13.D	Analyst:	Brooke

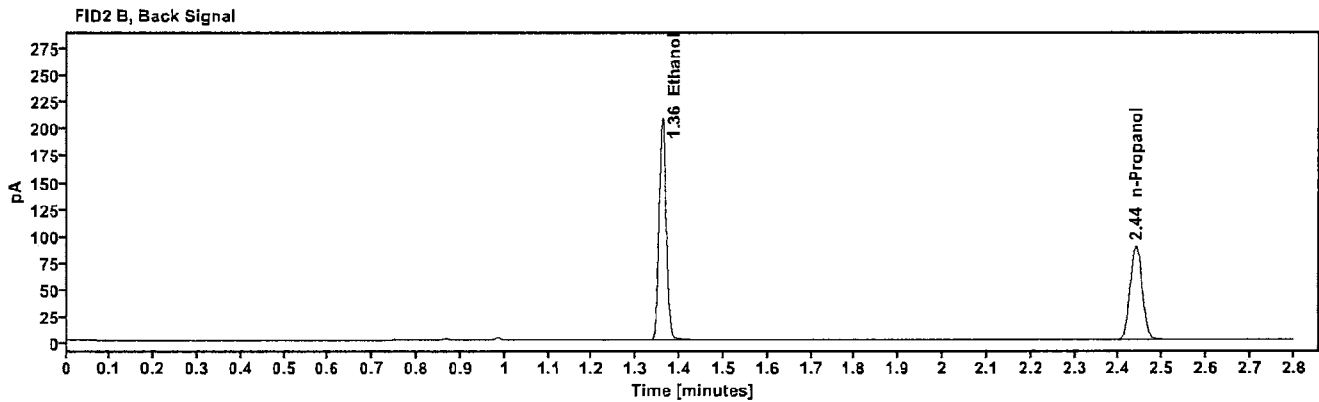
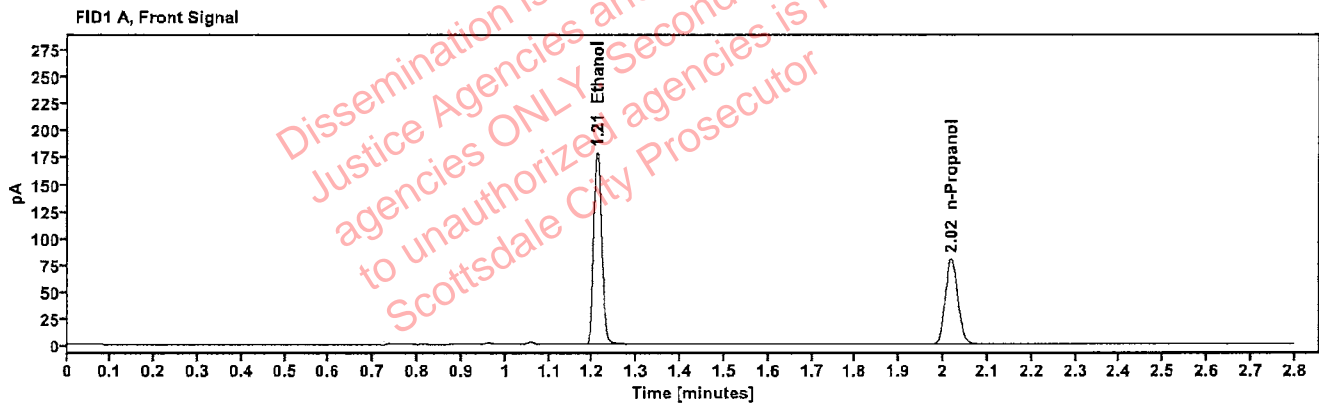


Table 1: FID 1 A (column DB-ALC1)

Compound	Amount (g/100mL)	Time (min)	Peak Area
>Ethanol	0.3543	1.211	226.692
n-Propanol	-----	2.017	158.582

Table 2: FID 2 B (column DB-ALC2)

Compound	Time (min)	Peak Area
Ethanol	1.359	249.919
n-Propanol	2.439	173.570

### Scottsdale Police Department Crime Lab Volatiles Analysis

Sample:	420-02R.C.	Vial:	14
Description:	[REDACTED]	LIMS ID:	[REDACTED]
Method:	ethanol quant.M	Sequence:	04Dec23
Instrument:	US14173023 CN14160045	Injection date:	12/4/2023 1:27:30 PM
Data file:	C:\Chem32\1\Data\04Dec23\14.D	Analyst:	Brooke

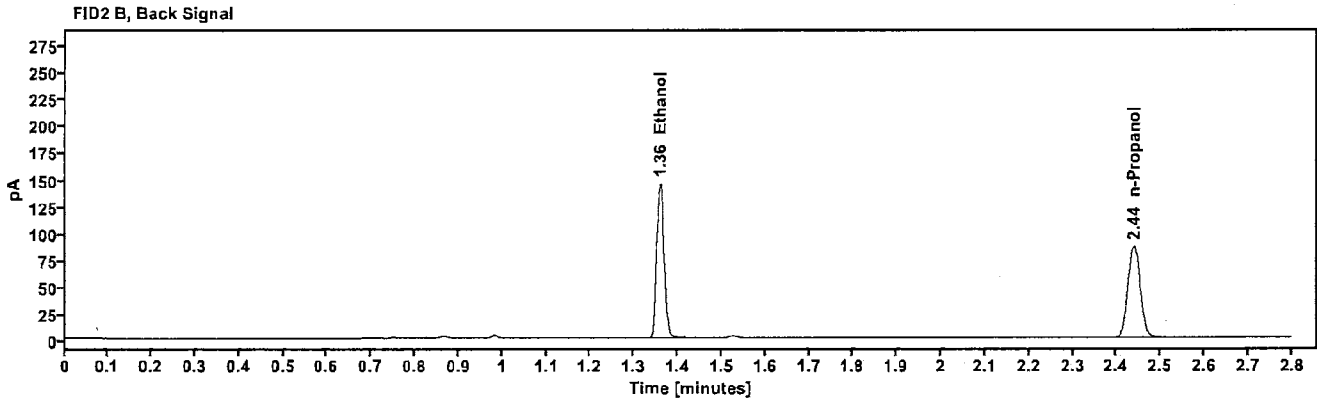
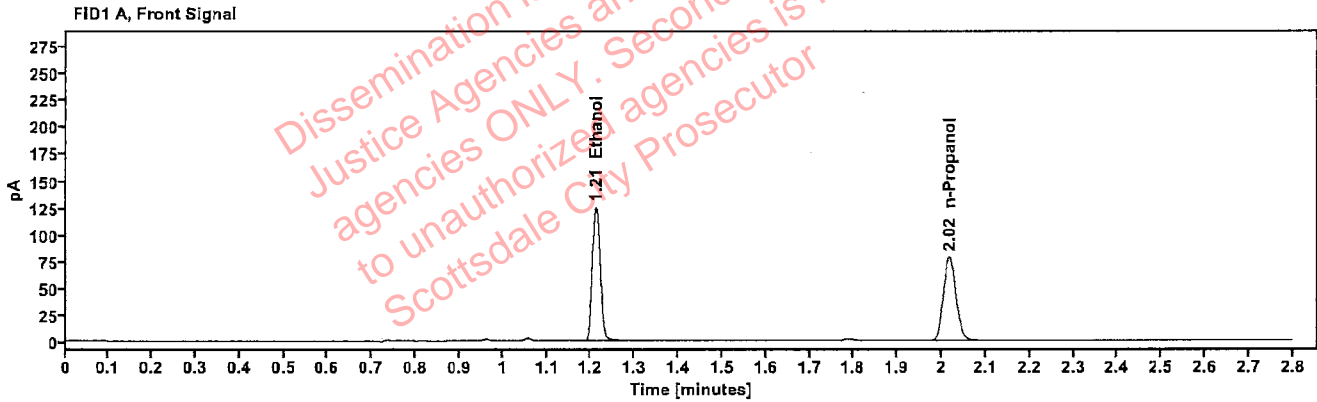


Table 1: FID 1 A (column DB-ALC1)

Compound	Amount (g/100mL)	Time (min)	Peak Area
>Ethanol	0.2517	1.211	157.926
n-Propanol	---	2.017	155.629

Table 2: FID 2 B (column DB-ALC2)

Compound	Time (min)	Peak Area
Ethanol	1.359	173.921
n-Propanol	2.439	169.834

### Scottsdale Police Department Crime Lab Volatiles Analysis

Sample:	420-02R.C.	Vial:	15
Description:		LIMS ID:	
Method:	ethanol quant.M	Sequence:	04Dec23
Instrument:	US14173023 CN14160045	Injection date:	12/4/2023 1:31:30 PM
Data file:	C:\Chem32\1\Data\04Dec23\15.D	Analyst:	Brooke

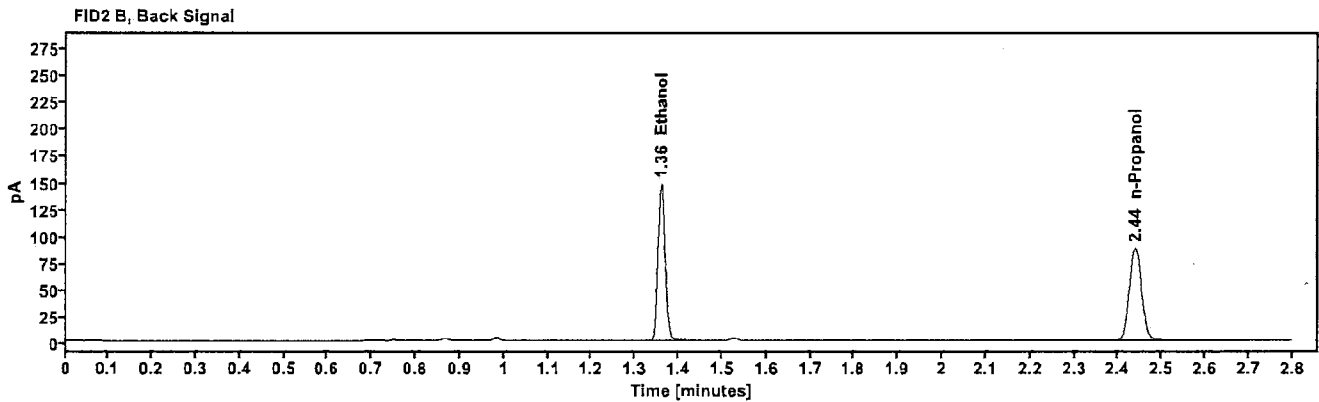
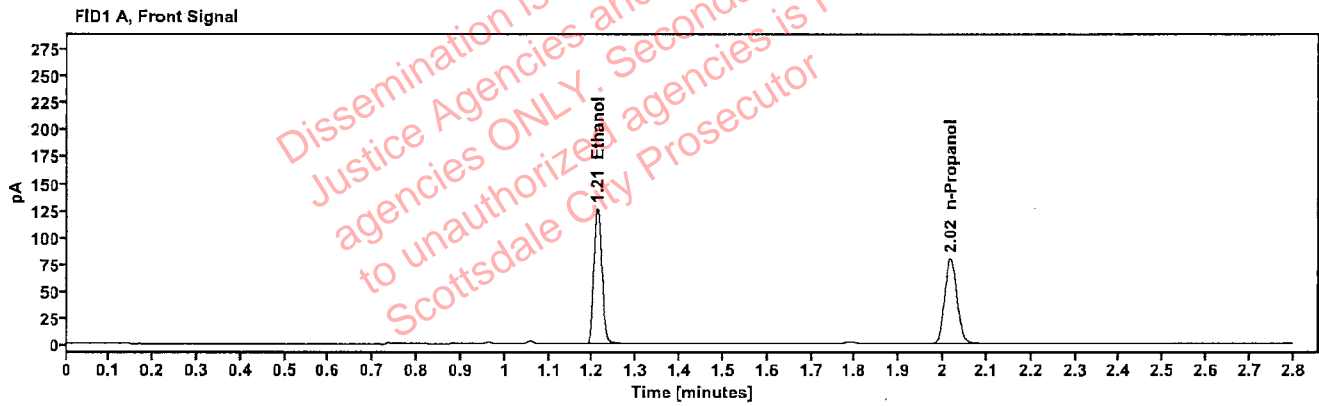


Table 1: FID 1 A (column DB-ALC1)

Compound	Amount (g/100mL)	Time (min)	Peak Area
>Ethanol	0.2523	1.211	160.399
n-Propanol	-----	2.017	157.714

Table 2: FID 2 B (column DB-ALC2)

Compound	Time (min)	Peak Area
Ethanol	1.360	176.484
n-Propanol	2.438	172.135

### Scottsdale Police Department Crime Lab Volatiles Analysis

Sample:	2324065-5	Vial:	16
Description:		LIMS ID:	
Method:	ethanol quant.M	Sequence:	04Dec23
Instrument:	US14173023 CN14160045	Injection date:	12/4/2023 1:35:30 PM
Data file:	C:\Chem32\1\Data\04Dec23\16.D	Analyst:	Brooke

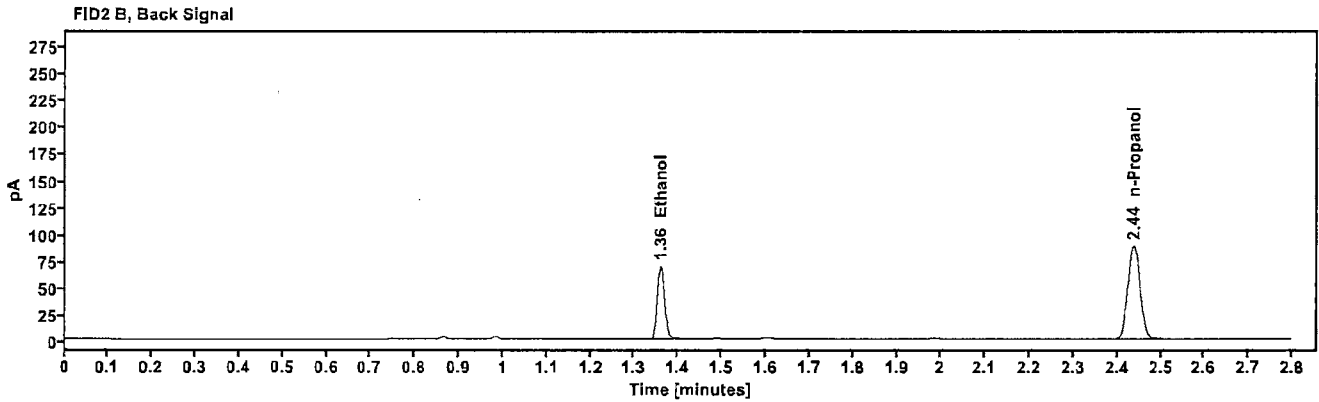
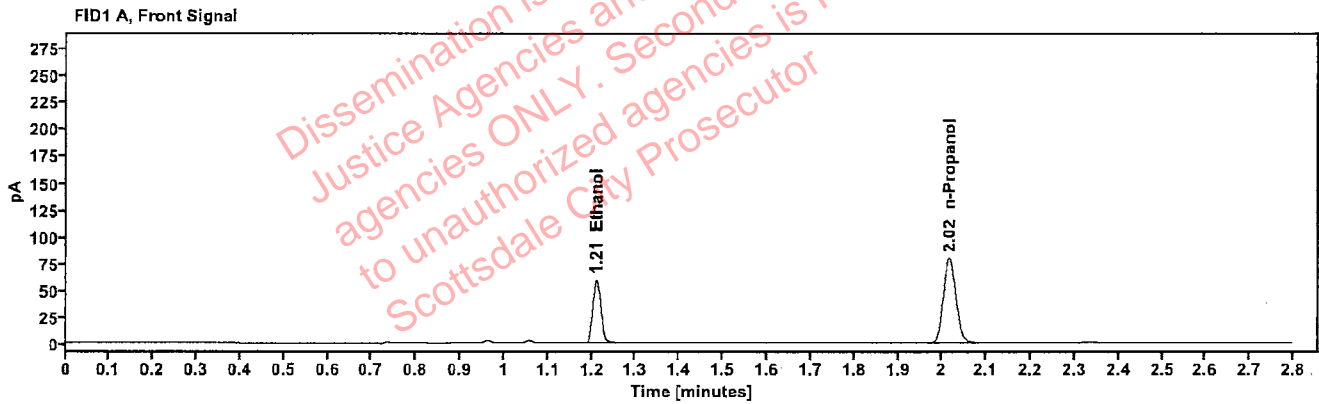


Table 1: FID 1 A (column DB-ALC1)

Compound	Amount (g/100mL)	Time (min)	Peak Area
>Ethanol	0.1183	1.211	75.472
n-Propanol	-----	2.016	158.830

Table 2: FID 2 B (column DB-ALC2)

Compound	Time (min)	Peak Area
Ethanol	1.359	82.986
n-Propanol	2.438	173.383

[REDACTED]: Brooke, Phillip - (04-Dec-2023)

Case: [REDACTED] User: pbrooke 12/4/2023

### Scottsdale Police Department Crime Lab Volatiles Analysis

Sample:	2324065-5	Vial:	17
Description:	[REDACTED]	LIMS ID:	[REDACTED]
Method:	ethanol quant.M	Sequence:	04Dec23
Instrument:	US14173023 CN14160045	Injection date:	12/4/2023 1:39:30 PM
Data file:	C:\Chem32\1\Data\04Dec23\17.D	Analyst:	Brooke

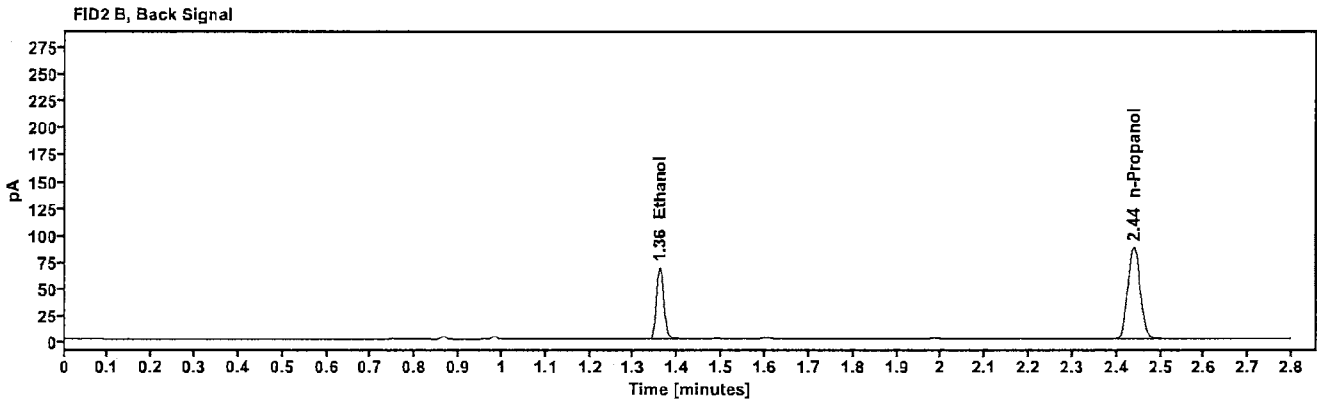
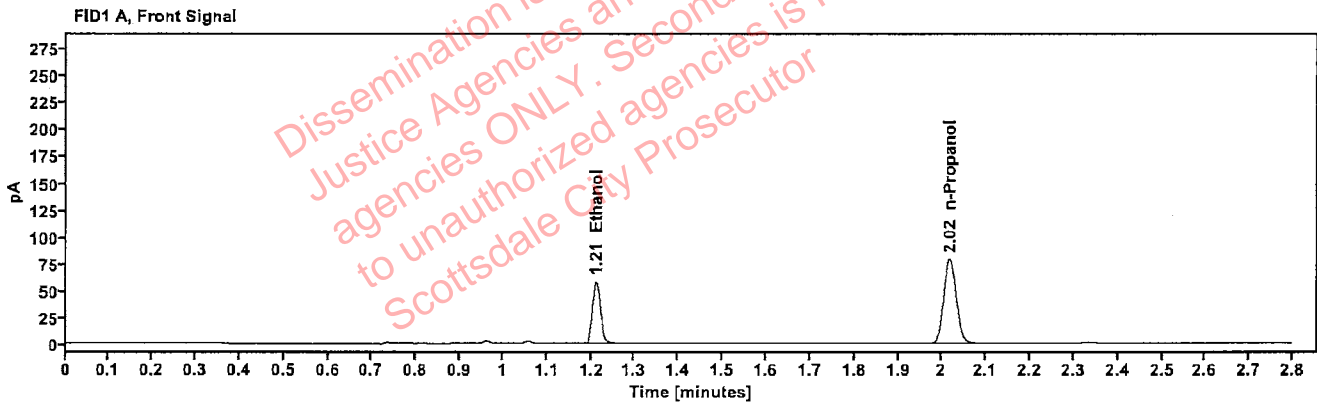


Table 1: FID 1 A (column DB-ALC1)

Compound	Amount (g/100mL)	Time (min)	Peak Area
>Ethanol	0.1173	1.211	74.060
n-Propanol	-----	2.017	157.209

Table 2: FID 2 B (column DB-ALC2)

Compound	Time (min)	Peak Area
Ethanol	1.359	81.543
n-Propanol	2.438	171.679

### Scottsdale Police Department Crime Lab Volatiles Analysis

Sample:	2323849-1	Vial:	18
Description:		LIMS ID:	
Method:	ethanol quant.M	Sequence:	04Dec23
Instrument:	US14173023 CN14160045	Injection date:	12/4/2023 1:43:29 PM
Data file:	C:\Chem32\1\Data\04Dec23\18.D	Analyst:	Brooke

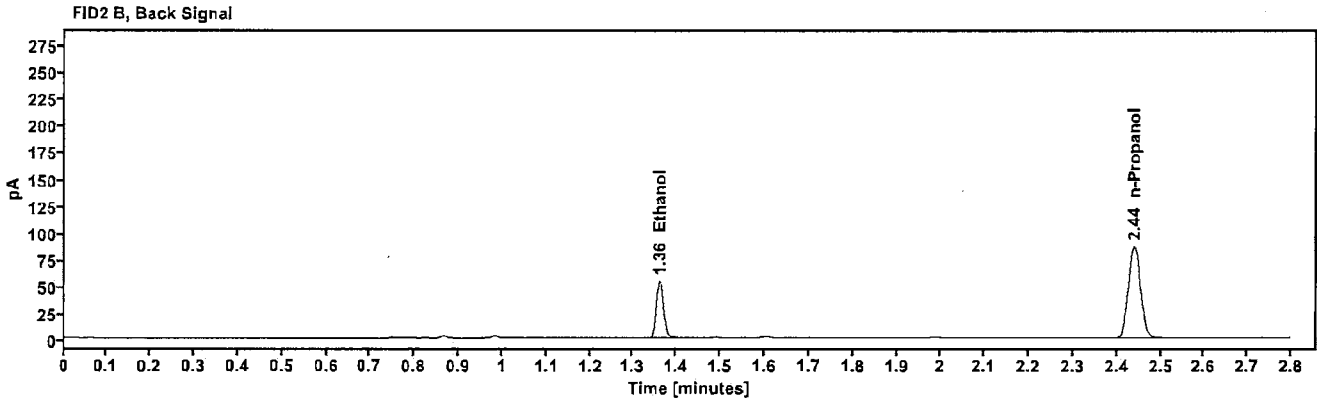
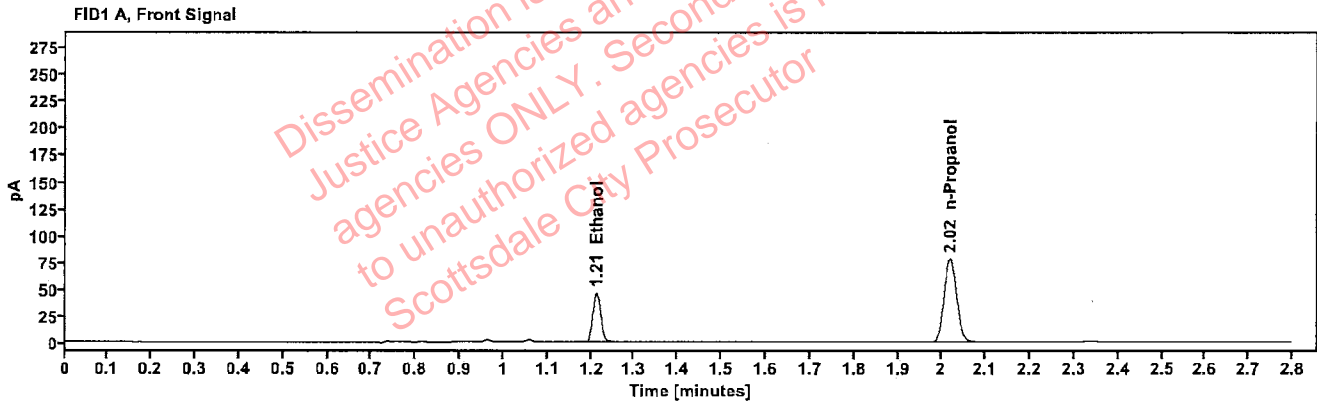


Table 1: FID 1 A (column DB-ALC1)

Compound	Amount (g/100mL)	Time (min)	Peak Area
>Ethanol	0.0945	1.212	58.942
n-Propanol	-----	2.018	155.553

Table 2: FID 2 B (column DB-ALC2)

Compound	Time (min)	Peak Area
Ethanol	1.360	64.953
n-Propanol	2.439	169.877

[REDACTED]: Brooke, Phillip - (04-Dec-2023)

Case: [REDACTED] User: pbrooke 12/4/2023

### Scottsdale Police Department Crime Lab Volatiles Analysis

Sample:	2323849-1	Vial:	19
Description:	[REDACTED]	LIMS ID:	[REDACTED]
Method:	ethanol quant.M	Sequence:	04Dec23
Instrument:	US14173023 CN14160045	Injection date:	12/4/2023 1:47:44 PM
Data file:	C:\Chem32\1\Data\04Dec23\19.D	Analyst:	Brooke

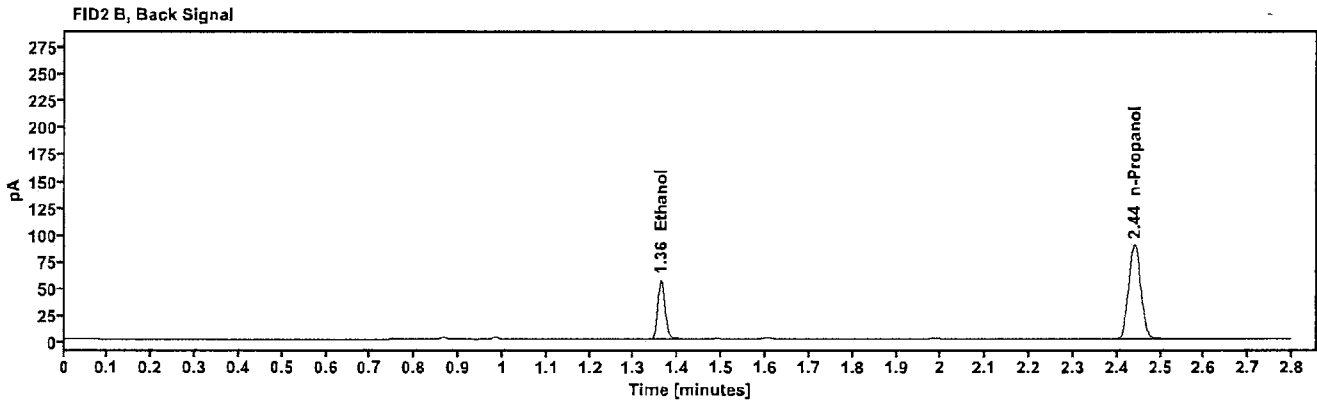
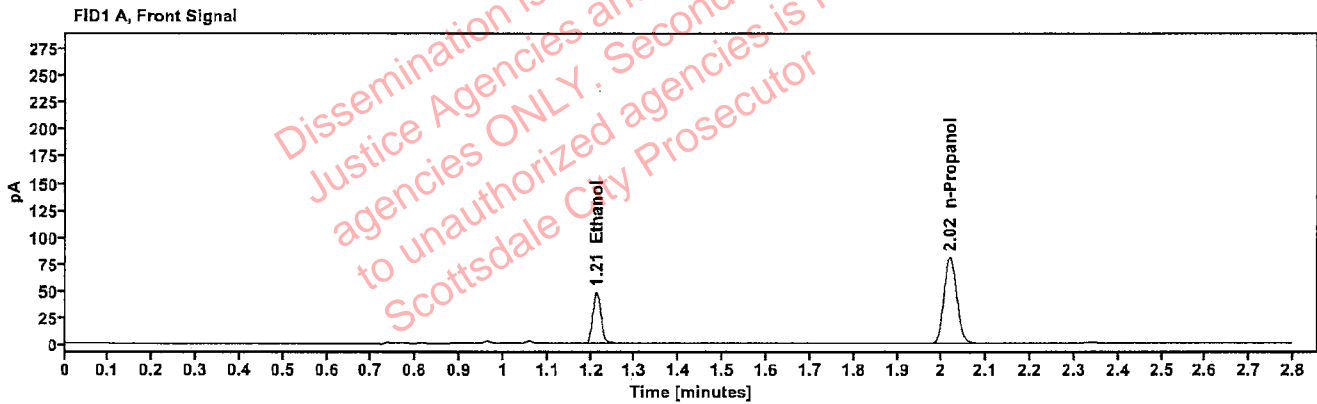


Table 1: FID 1 A (column DB-ALC1)

Compound	Amount (g/100mL)	Time (min)	Peak Area
>Ethanol	0.0950	1.212	61.398
n-Propanol	-----	2.018	161.093

Table 2: FID 2 B (column DB-ALC2)

Compound	Time (min)	Peak Area
Ethanol	1.361	67.454
n-Propanol	2.440	175.354



### Scottsdale Police Department Crime Lab Volatiles Analysis

Sample:	2324188-2	Vial:	21
Description:	[REDACTED]	LIMS ID:	[REDACTED]
Method:	ethanol quant.M	Sequence:	04Dec23
Instrument:	US14173023 CN14160045	Injection date:	12/4/2023 1:55:44 PM
Data file:	C:\Chem32\1\Data\04Dec23\21.D	Analyst:	Brooke

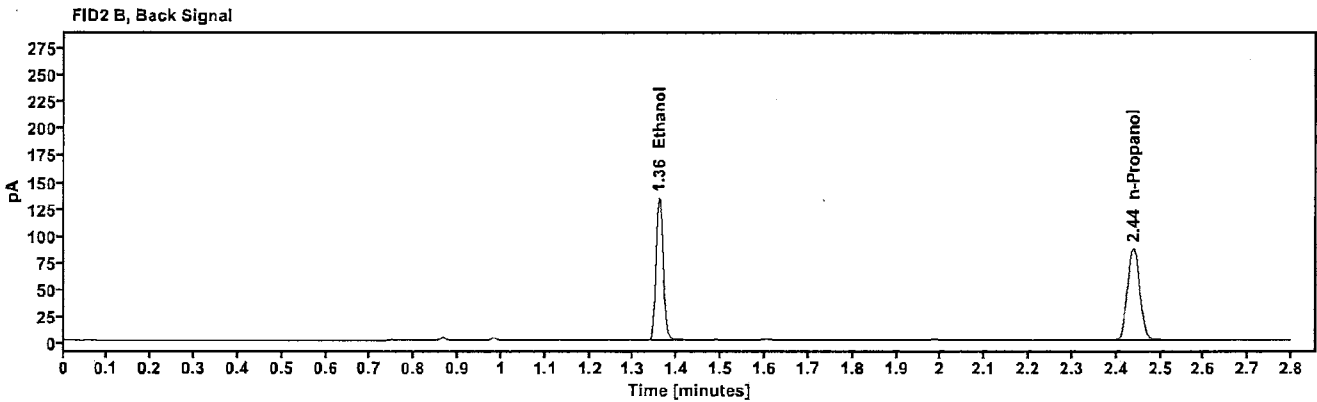
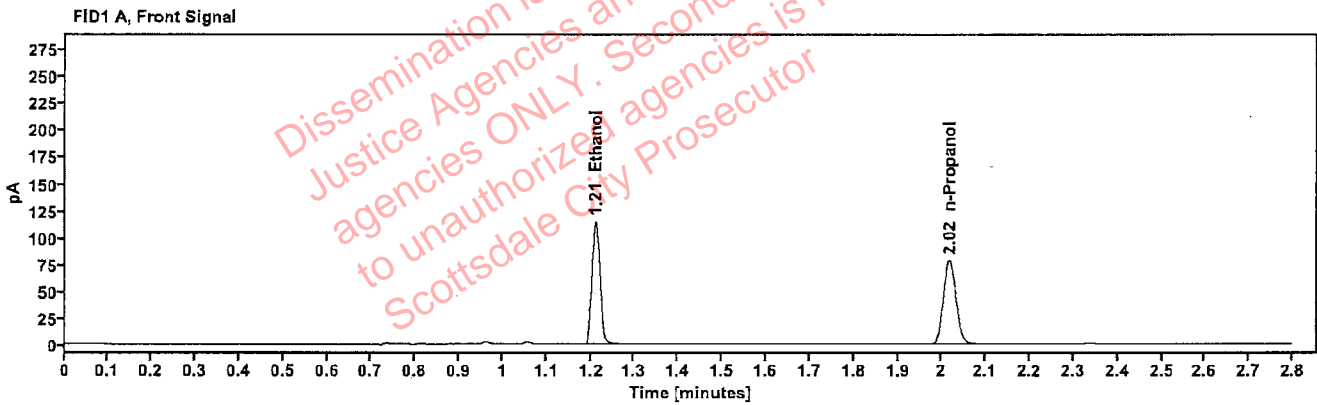


Table 1: FID 1 A (column DB-ALC1)

Compound	Amount (g/100mL)	Time (min)	Peak Area
>Ethanol	0.2318	1.211	144.992
n-Propanol	-----	2.017	155.192

Table 2: FID 2 B (column DB-ALC2)

Compound	Time (min)	Peak Area
Ethanol	1.359	159.886
n-Propanol	2.438	170.372

### Scottsdale Police Department Crime Lab Volatiles Analysis

Sample:	2324188-2	Vial:	22
Description:	[REDACTED]	LIMS ID:	[REDACTED]
Method:	ethanol quant.M	Sequence:	04Dec23
Instrument:	US14173023 CN14160045	Injection date:	12/4/2023 1:59:45 PM
Data file:	C:\Chem32\1\Data\04Dec23\22.D	Analyst:	Brooke

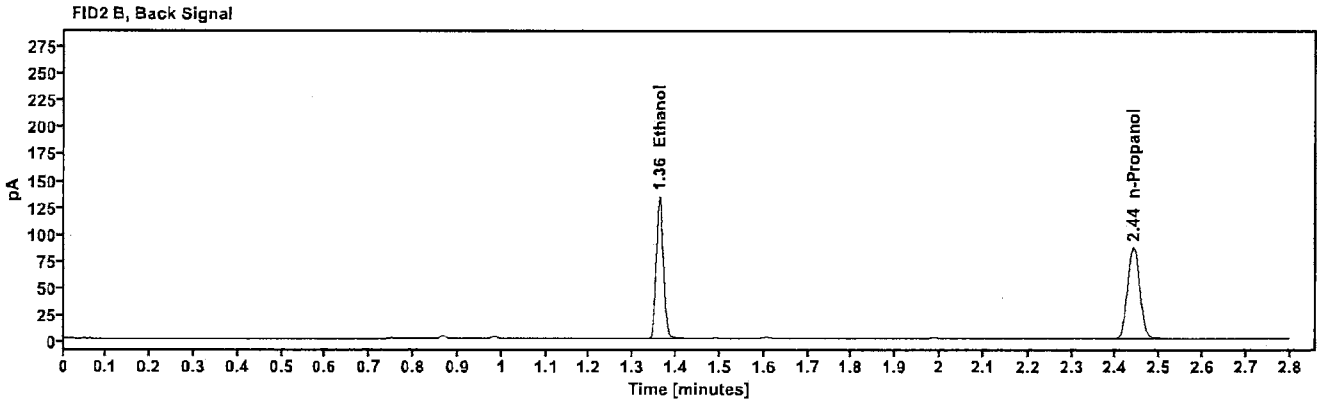
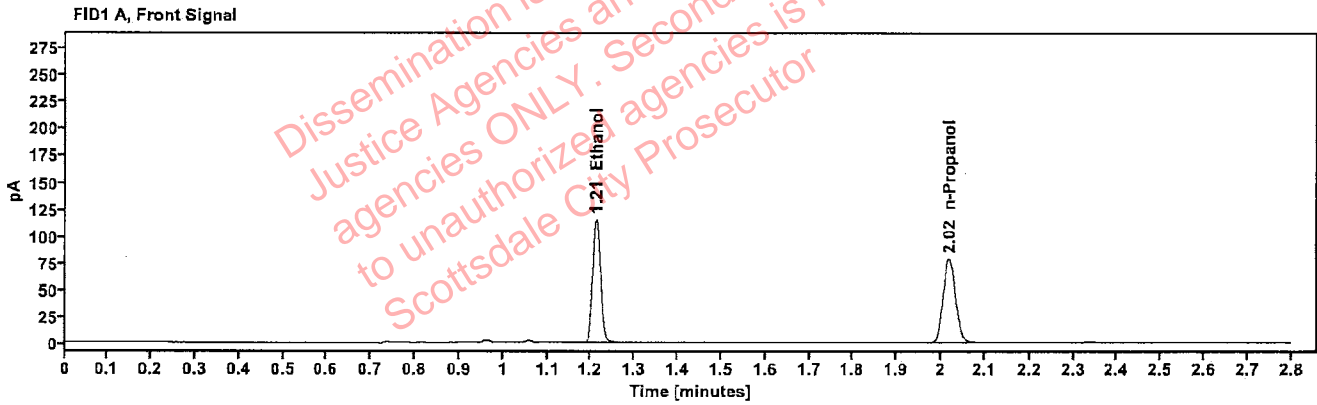


Table 1: FID 1 A (column DB-ALC1)

Compound	Amount (g/100mL)	Time (min)	Peak Area
>Ethanol	0.2317	1.212	146.071
n-Propanol	-----	2.018	156.401

Table 2: FID 2 B (column DB-ALC2)

Compound	Time (min)	Peak Area
Ethanol	1.360	160.868
n-Propanol	2.440	170.416

### Scottsdale Police Department Crime Lab Volatiles Analysis

Sample:	2323921-2	Vial:	23
Description:		LIMS ID:	
Method:	ethanol quant.M	Sequence:	04Dec23
Instrument:	US14173023 CN14160045	Injection date:	12/4/2023 2:03:45 PM
Data file:	C:\Chem32\1\Data\04Dec23\23.D	Analyst:	Brooke

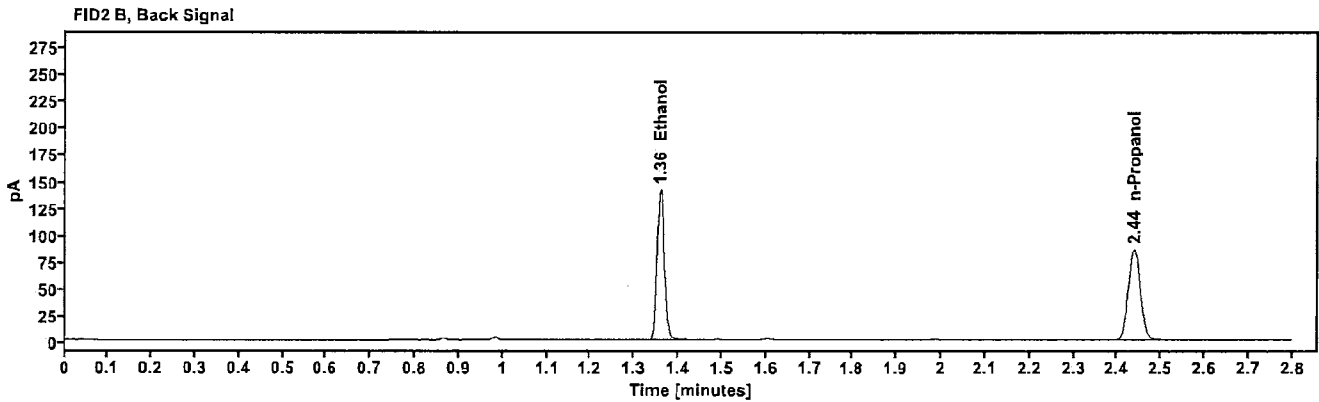
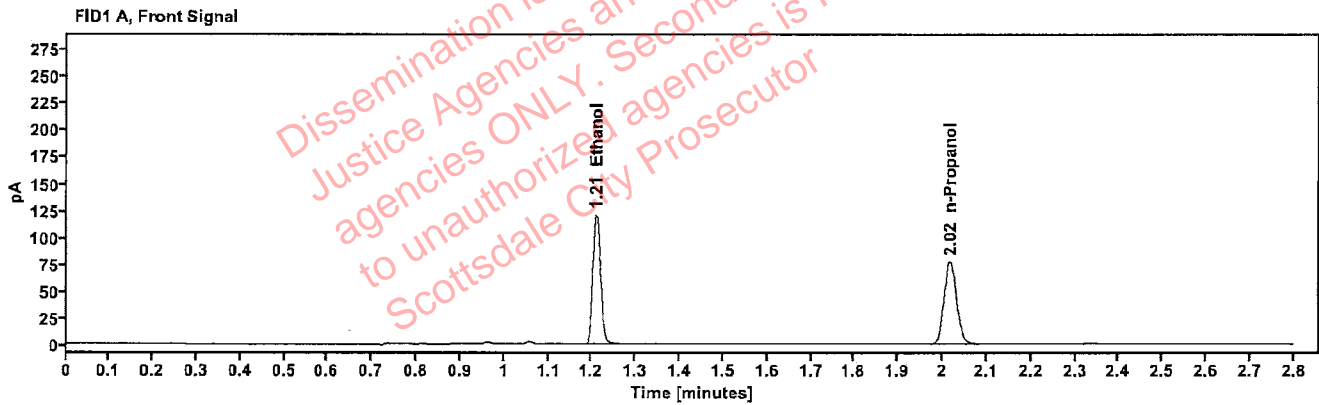


Table 1: FID 1 A (column DB-ALC1)

Compound	Amount (g/100mL)	Time (min)	Peak Area
>Ethanol	0.2462	1.210	152.444
n-Propanol	----	2.017	153.613

Table 2: FID 2 B (column DB-ALC2)

Compound	Time (min)	Peak Area
Ethanol	1.358	167.935
n-Propanol	2.438	167.691

### Scottsdale Police Department Crime Lab Volatiles Analysis

Sample:	2323921-2	Vial:	24
Description:		LIMS ID:	
Method:	ethanol quant.M	Sequence:	04Dec23
Instrument:	US14173023 CN14160045	Injection date:	12/4/2023 2:07:44 PM
Data file:	C:\Chem32\1\Data\04Dec23\24.D	Analyst:	Brooke

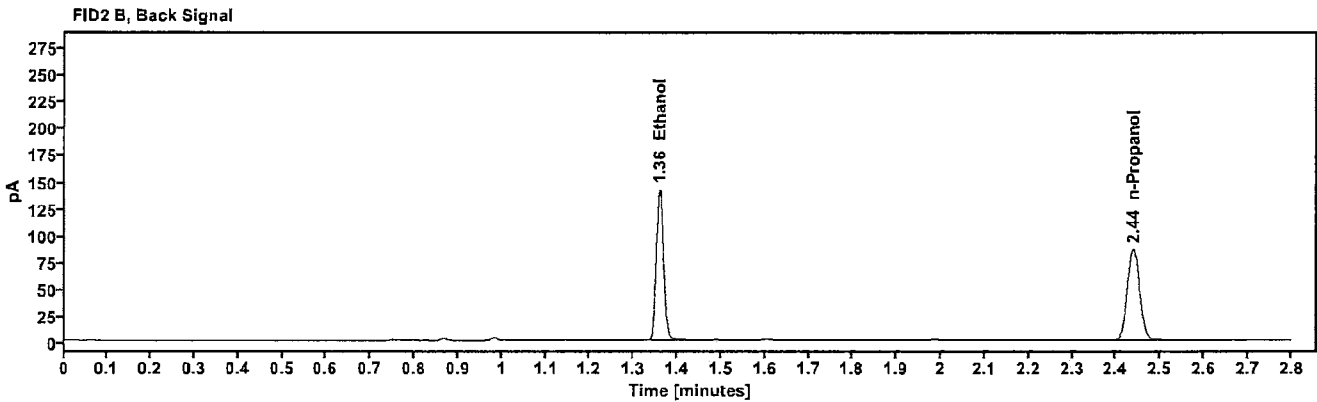
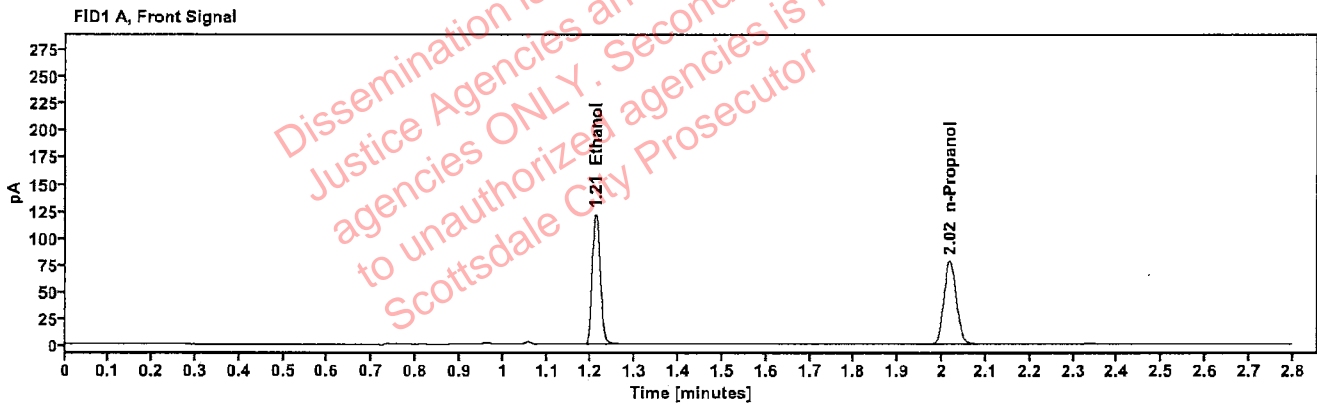


Table 1: FID 1 A (column DB-ALC1)

Compound	Amount (g/100mL)	Time (min)	Peak Area
>Ethanol	0.2457	1.211	153.973
n-Propanol	-----	2.017	155.494

Table 2: FID 2 B (column DB-ALC2)

Compound	Time (min)	Peak Area
Ethanol	1.359	169.755
n-Propanol	2.439	169.589

### Scottsdale Police Department Crime Lab Volatiles Analysis

Sample:	2324248-2	Vial:	25
Description:	[REDACTED]	LIMS ID:	[REDACTED]
Method:	ethanol quant.M	Sequence:	04Dec23
Instrument:	US14173023 CN14160045	Injection date:	12/4/2023 2:12:00 PM
Data file:	C:\Chem32\1\Data\04Dec23\25.D	Analyst:	Brooke

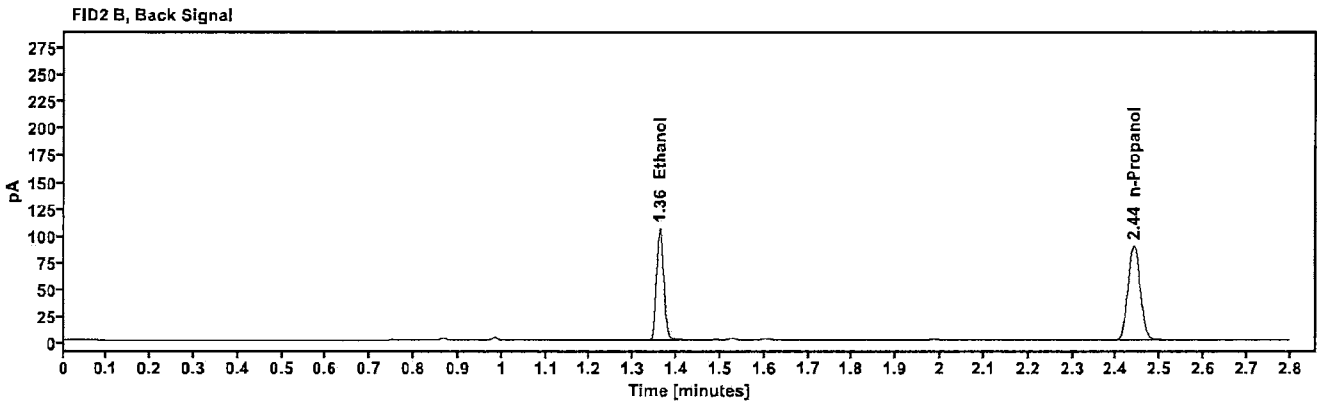
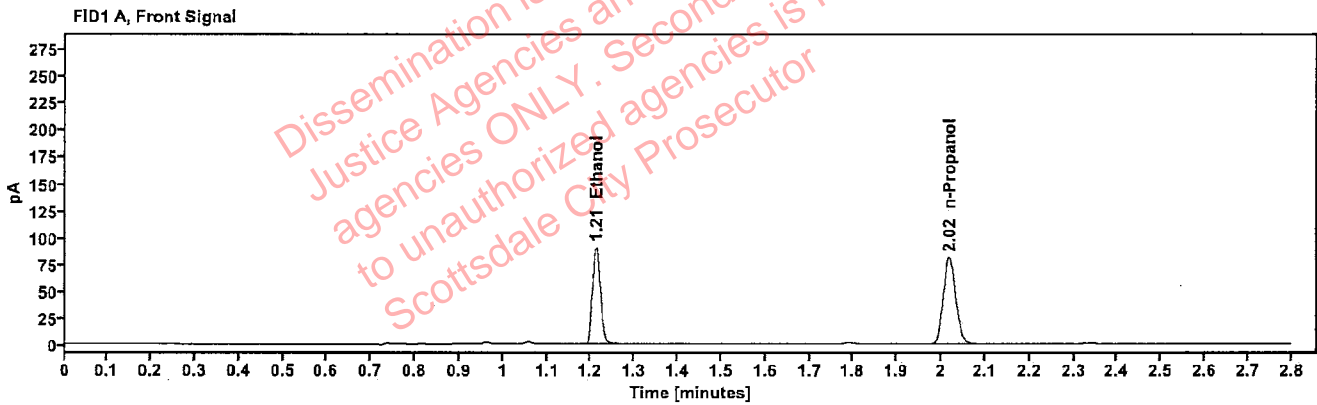


Table 1: FID 1 A (column DB-ALC1)

Compound	Amount (g/100mL)	Time (min)	Peak Area
>Ethanol	0.1778	1.212	115.268
n-Propanol	---	2.018	161.021

Table 2: FID 2 B (column DB-ALC2)

Compound	Time (min)	Peak Area
Ethanol	1.361	126.888
n-Propanol	2.440	175.371

### Scottsdale Police Department Crime Lab Volatiles Analysis

Sample:	2324248-2	Vial:	26
Description:		LIMS ID:	
Method:	ethanol quant.M	Sequence:	04Dec23
Instrument:	US14173023 CN14160045	Injection date:	12/4/2023 2:15:59 PM
Data file:	C:\Chem32\1\Data\04Dec23\26.D	Analyst:	Brooke

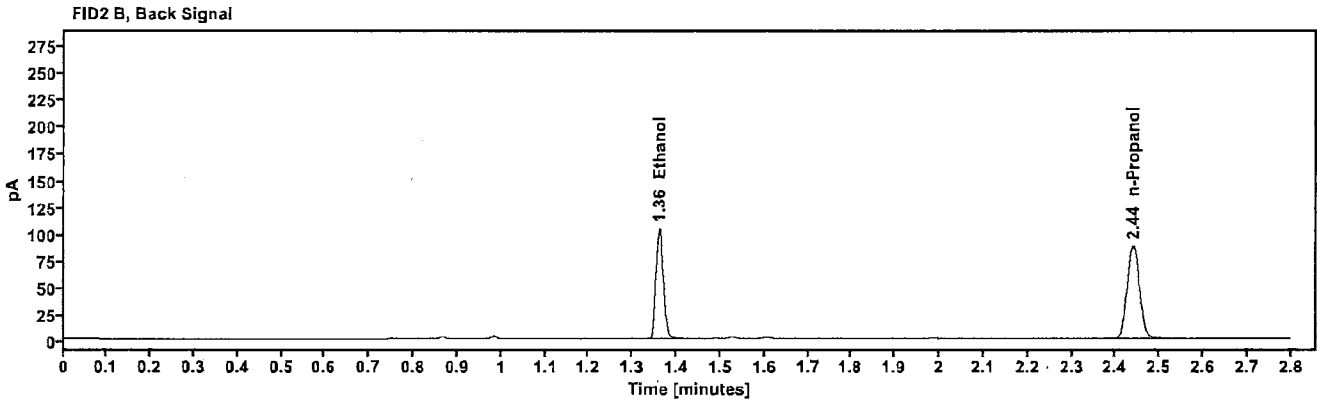
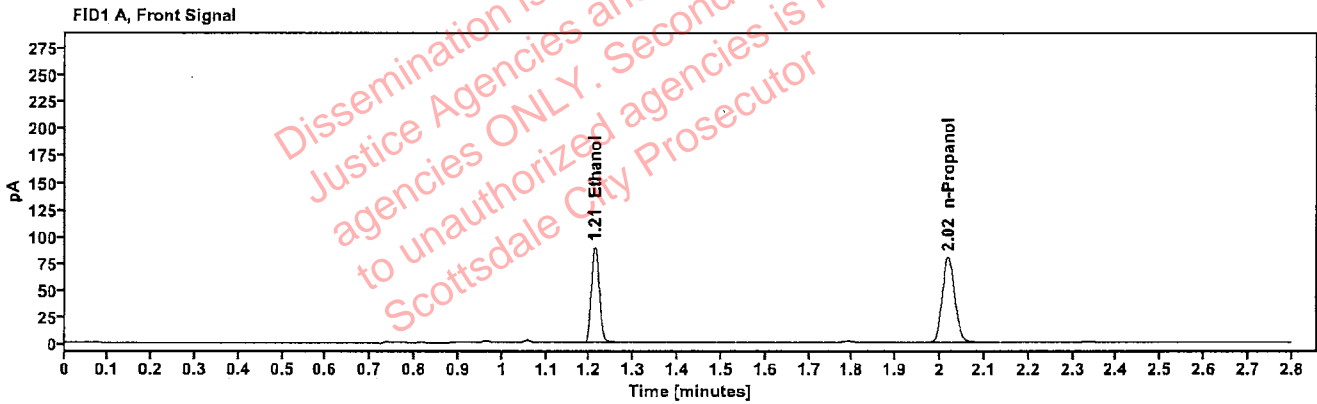


Table 1: FID 1 A (column DB-ALC1)

Compound	Amount (g/100mL)	Time (min)	Peak Area
>Ethanol	0.1776	1.212	113.889
n-Propanol	-----	2.018	159.248

Table 2: FID 2 B (column DB-ALC2)

Compound	Time (min)	Peak Area
Ethanol	1.360	125.429
n-Propanol	2.440	173.451

### Scottsdale Police Department Crime Lab Volatiles Analysis

Sample:	2323938-3	Vial:	27
Description:	[REDACTED]	LIMS ID:	[REDACTED]
Method:	ethanol quant.M	Sequence:	04Dec23
Instrument:	US14173023 CN14160045	Injection date:	12/4/2023 2:20:00 PM
Data file:	C:\Chem32\1\Data\04Dec23\27.D	Analyst:	Brooke

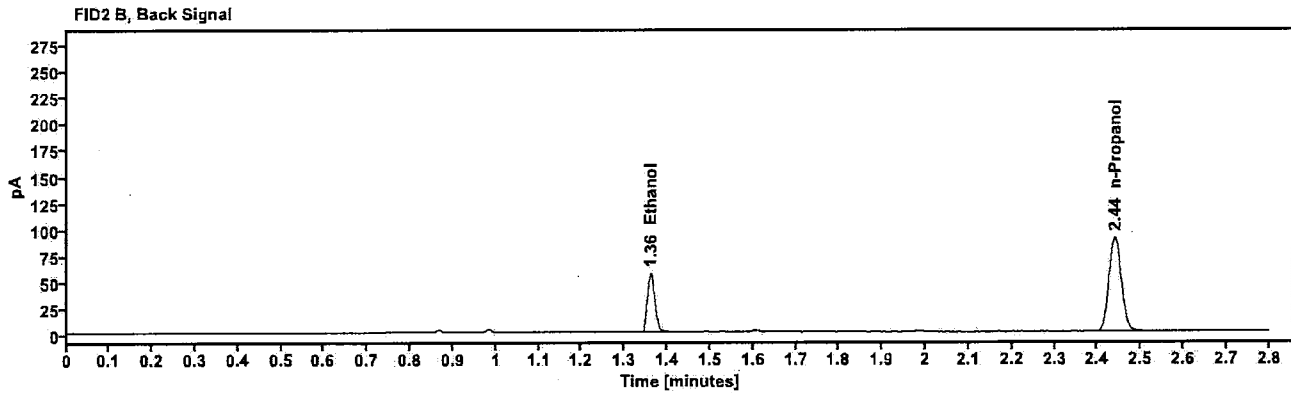
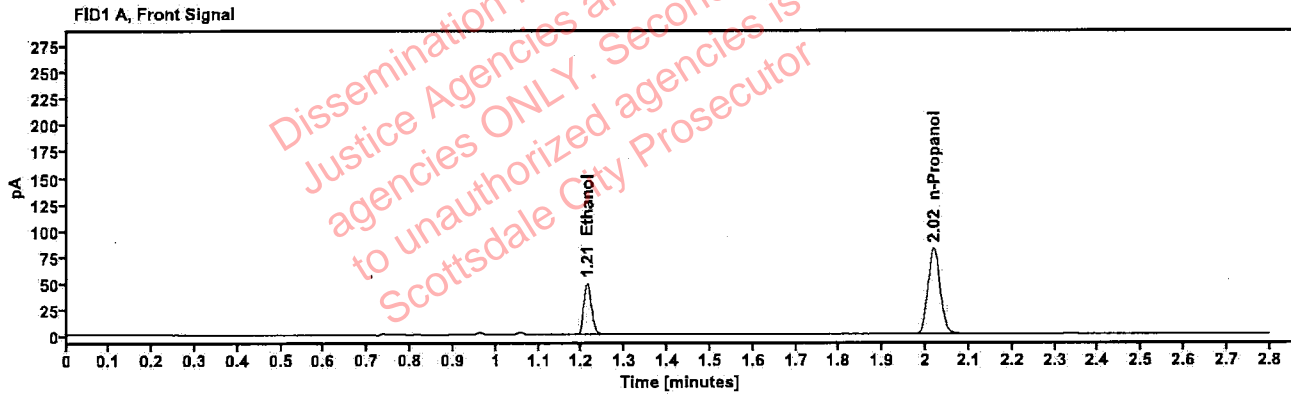


Table 1: FID 1 A (column DB-ALC1)

Compound	Amount (g/100mL)	Time (min)	Peak Area
>Ethanol	0.0948	1.212	62.231
n-Propanol	---	2.018	163.618

Table 2: FID 2 B (column DB-ALC2)

Compound	Time (min)	Peak Area
Ethanol	1.361	68.540
n-Propanol	2.440	178.260

### Scottsdale Police Department Crime Lab Volatiles Analysis

Sample:	2323938-3	Vial:	28
Description:	[REDACTED]	LIMS ID:	[REDACTED]
Method:	ethanol quant.M	Sequence:	04Dec23
Instrument:	US14173023 CN14160045	Injection date:	12/4/2023 2:23:59 PM
Data file:	C:\Chem32\1\Data\04Dec23\28.D	Analyst:	Brooke

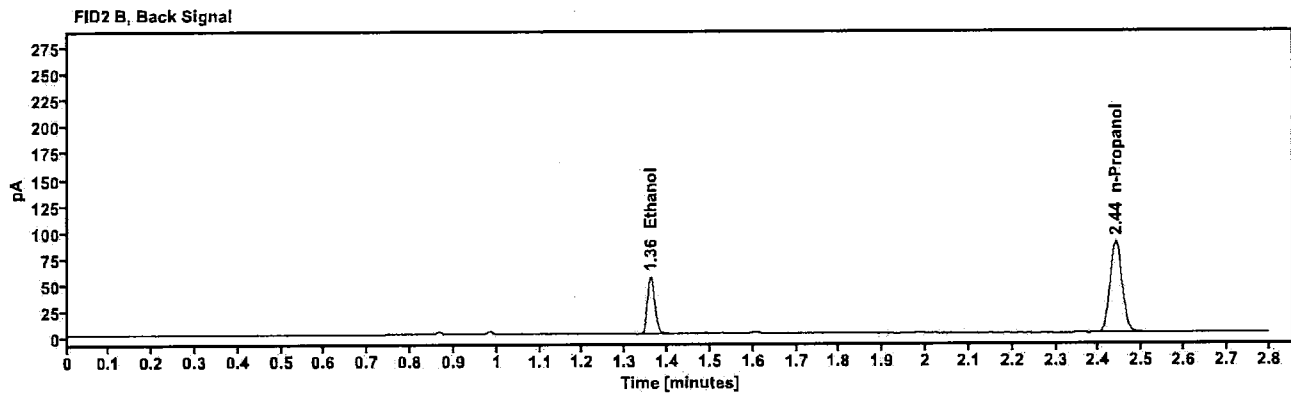
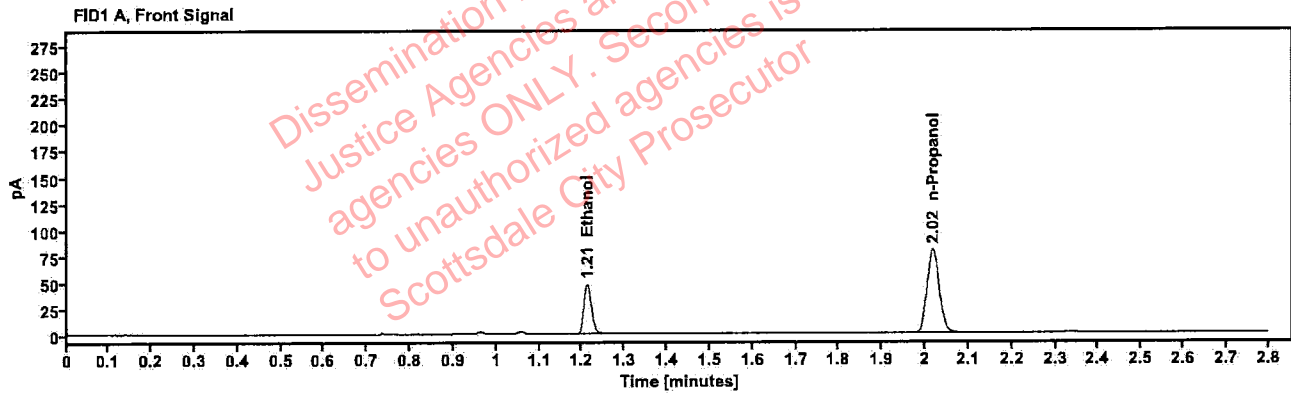


Table 1: FID 1 A (column DB-ALC1)

Compound	Amount (g/100mL)	Time (min)	Peak Area
>Ethanol	0.0942	1.212	59.975
n-Propanol	—	2.018	158.680

Table 2: FID 2 B (column DB-ALC2)

Compound	Time (min)	Peak Area
Ethanol	1.360	66.161
n-Propanol	2.439	173.081



[REDACTED]: Brooke, Phillip - (04-Dec-2023)

Case: [REDACTED] User: pbrooke 12/4/2023

### Scottsdale Police Department Crime Lab Volatiles Analysis

Sample:	2324205-1	Vial:	29
Description:	[REDACTED]	LIMS ID:	[REDACTED]
Method:	ethanol quant.M	Sequence:	04Dec23
Instrument:	US14173023 CN14160045	Injection date:	12/4/2023 2:27:59 PM
Data file:	C:\Chem32\1\Data\04Dec23\29.D	Analyst:	Brooke

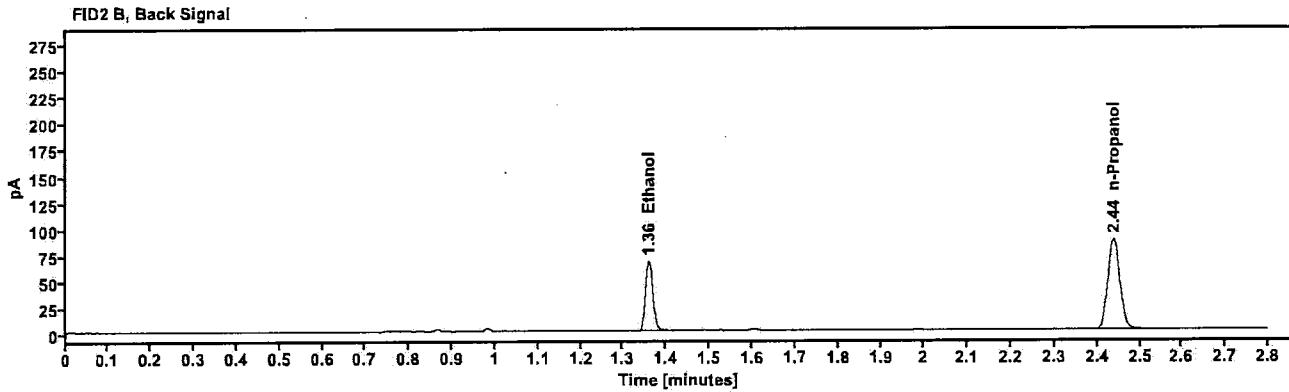
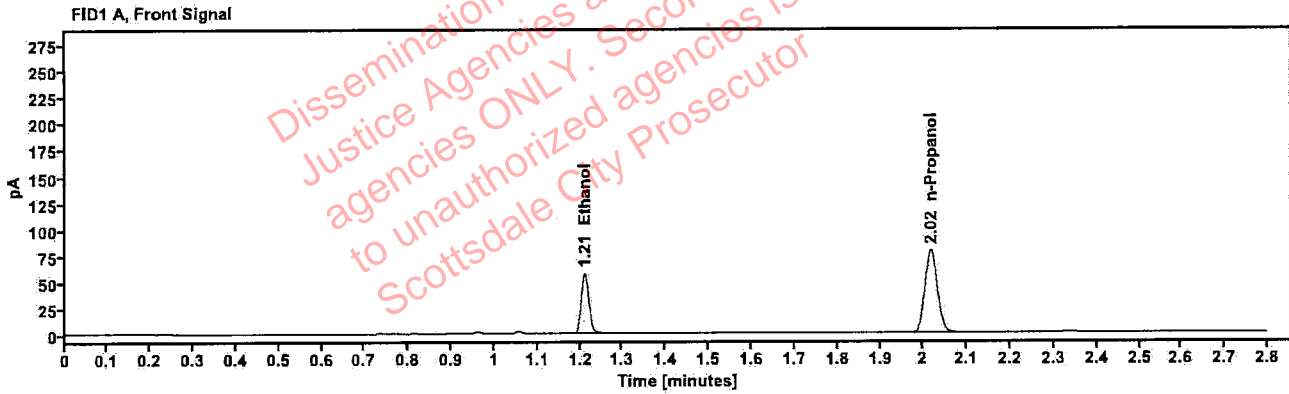


Table 1: FID 1 A (column DB-ALC1)

Compound	Amount (g/100mL)	Time (min)	Peak Area
>Ethanol	0.1158	1.211	73.126
n-Propanol	---	2.017	157.189

Table 2: FID 2 B (column DB-ALC2)

Compound	Time (min)	Peak Area
Ethanol	1.359	80.676
n-Propanol	2.438	171.638

Brooke, Phillip - (04-Dec-2023)

Case: User: pbrooke 12/4/2023

### Scottsdale Police Department Crime Lab Volatiles Analysis

Sample:	2324205-1	Vial:	30
Description:		LIMS ID:	
Method:	ethanol quant.M	Sequence:	04Dec23
Instrument:	US14173023 CN14160045	Injection date:	12/4/2023 2:32:00 PM
Data file:	C:\Chem32\1\Data\04Dec23\30.D	Analyst:	Brooke

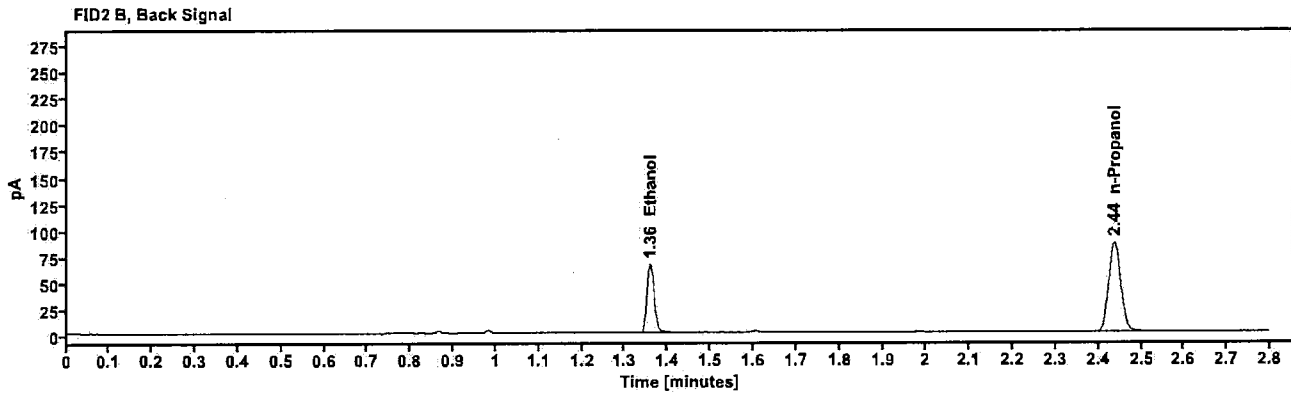
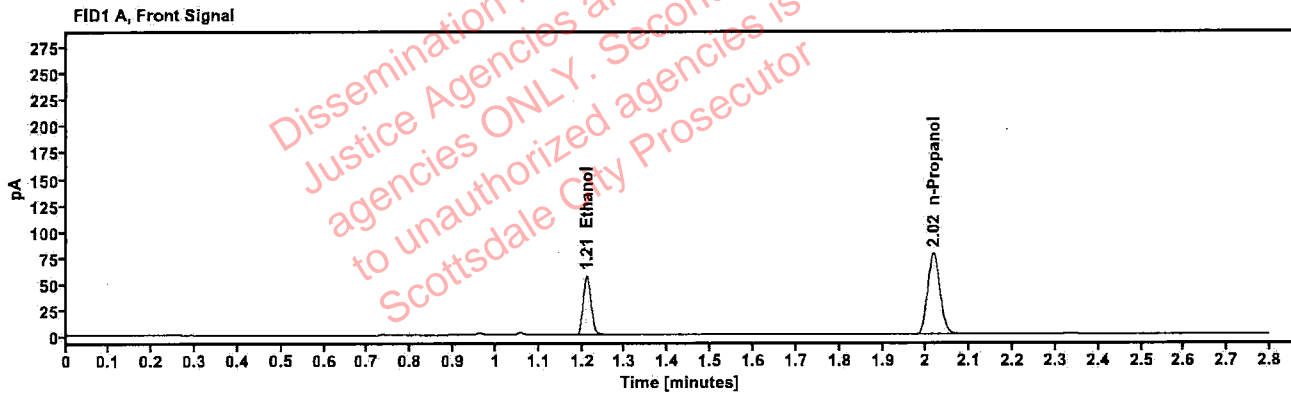


Table 1: FID 1 A (column DB-ALC1)

Compound	Amount (g/100mL)	Time (min)	Peak Area
>Ethanol	0.1151	1.211	71.597
n-Propanol	---	2.017	154.802

Table 2: FID 2 B (column DB-ALC2)

Compound	Time (min)	Peak Area
Ethanol	1.359	78.877
n-Propanol	2.438	169.016

### Scottsdale Police Department Crime Lab Volatiles Analysis

Sample:	2324371-1	Vial:	32
Description:	[REDACTED]	LIMS ID:	[REDACTED]
Method:	ethanol.quant.M	Sequence:	04Dec23
Instrument:	US14173023 CN14160045	Injection date:	12/4/2023 2:40:15 PM
Data file:	C:\Chem32\1\Data\04Dec23\32.D	Analyst:	Brooke

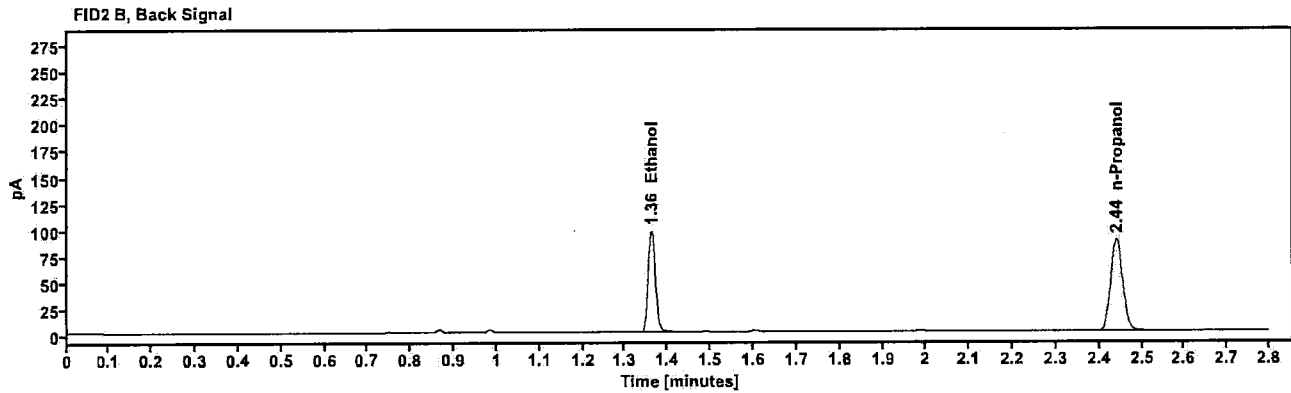
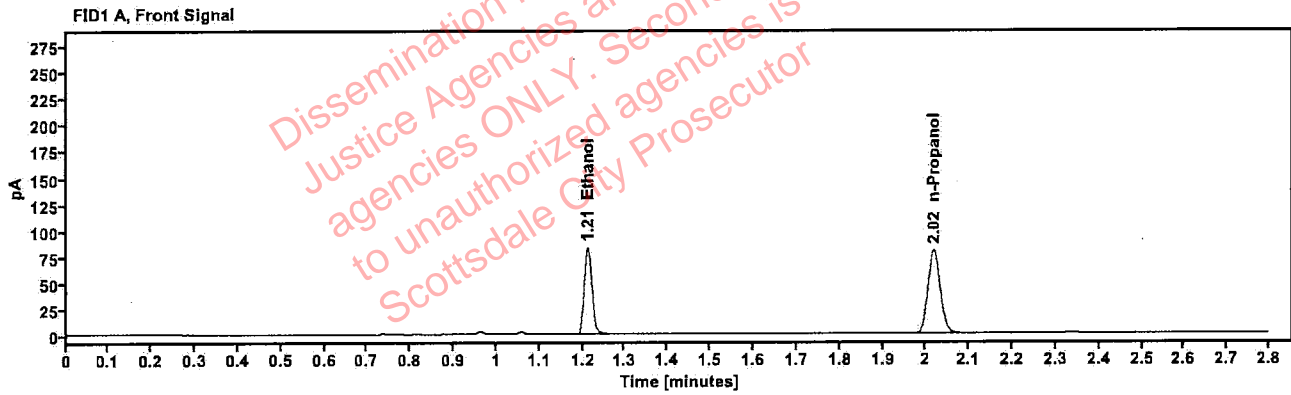


Table 1: FID 1 A (column DB-ALC1)

Compound	Amount (g/100mL)	Time (min)	Peak Area
>Ethanol	0.1647	1.212	106.037
n-Propanol	—	2.018	159.923

Table 2: FID 2 B (column DB-ALC2)

Compound	Time (min)	Peak Area
Ethanol	1.361	116.884
n-Propanol	2.440	173.885

Brooke, Phillip - (04-Dec-2023)

Case: User: pbrooke 12/4/2023

### Scottsdale Police Department Crime Lab Volatiles Analysis

Sample:	2324371-1	Vial:	33
Description:		LIMS ID:	
Method:	ethanol quant.M	Sequence:	04Dec23
Instrument:	US14173023 CN14160045	Injection date:	12/4/2023 2:44:15 PM
Data file:	C:\Chem32\1\Data\04Dec23\33.D	Analyst:	Brooke

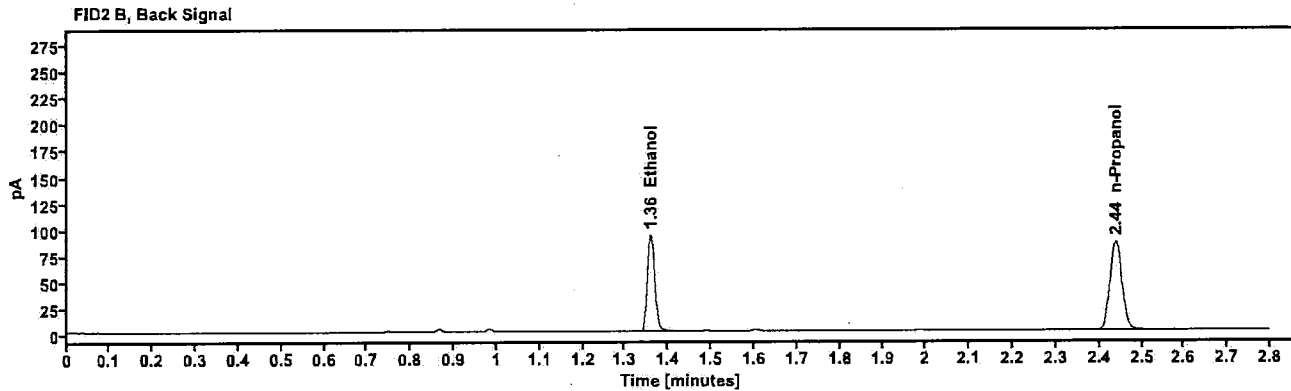
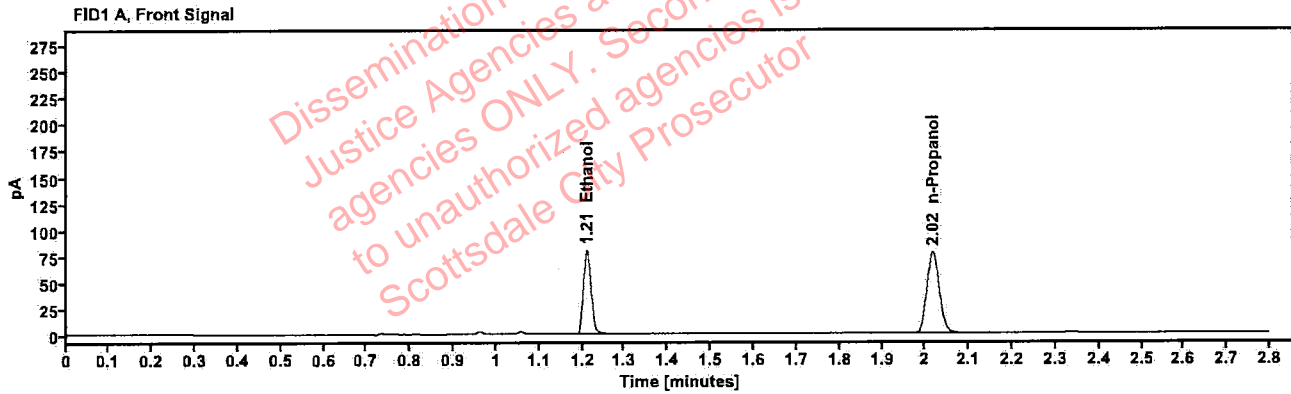


Table 1: FID 1 A (column DB-ALC1)

Compound	Amount (g/100mL)	Time (min)	Peak Area
>Ethanol	0.1619	1.211	101.088
n-Propanol	—	2.017	155.125

Table 2: FID 2 B (column DB-ALC2)

Compound	Time (min)	Peak Area
Ethanol	1.359	111.493
n-Propanol	2.438	168.712

### Scottsdale Police Department Crime Lab Volatiles Analysis

Sample:	2324382-3	Vial:	34
Description:	[REDACTED]	LIMS ID:	[REDACTED]
Method:	ethanol quant.M	Sequence:	04Dec23
Instrument:	US14173023 CN14160045	Injection date:	12/4/2023 2:48:14 PM
Data file:	C:\Chem32\1\Data\04Dec23\34.D	Analyst:	Brooke

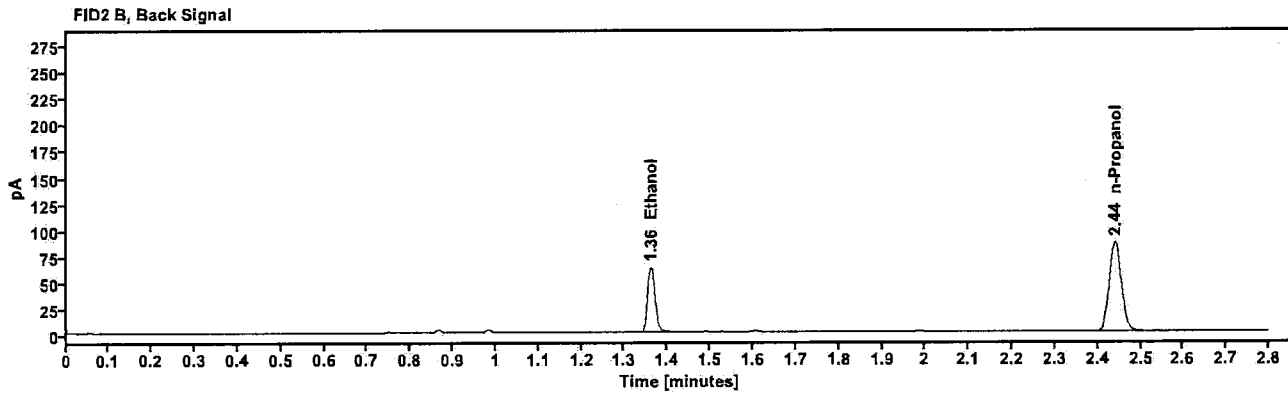
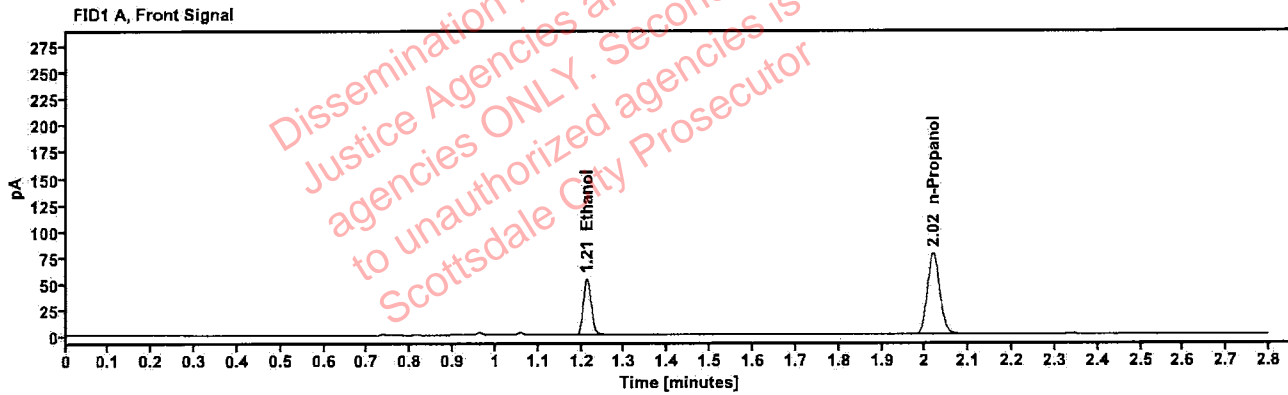


Table 1: FID 1 A (column DB-ALC1)

Compound	Amount (g/100mL)	Time (min)	Peak Area
>Ethanol	0.1093	1.213	68.315
n-Propanol	---	2.018	155.586

Table 2: FID 2 B (column DB-ALC2)

Compound	Time (min)	Peak Area
Ethanol	1.361	75.382
n-Propanol	2.440	169.404

### Scottsdale Police Department Crime Lab Volatiles Analysis

Sample:	2324382-3	Vial:	35
Description:	[REDACTED]	LIMS ID:	[REDACTED]
Method:	ethanol quant.M	Sequence:	04Dec23
Instrument:	US14173023 CN14160045	Injection date:	12/4/2023 2:52:14 PM
Data file:	C:\Chem32\1\Data\04Dec23\35.D	Analyst:	Brooke

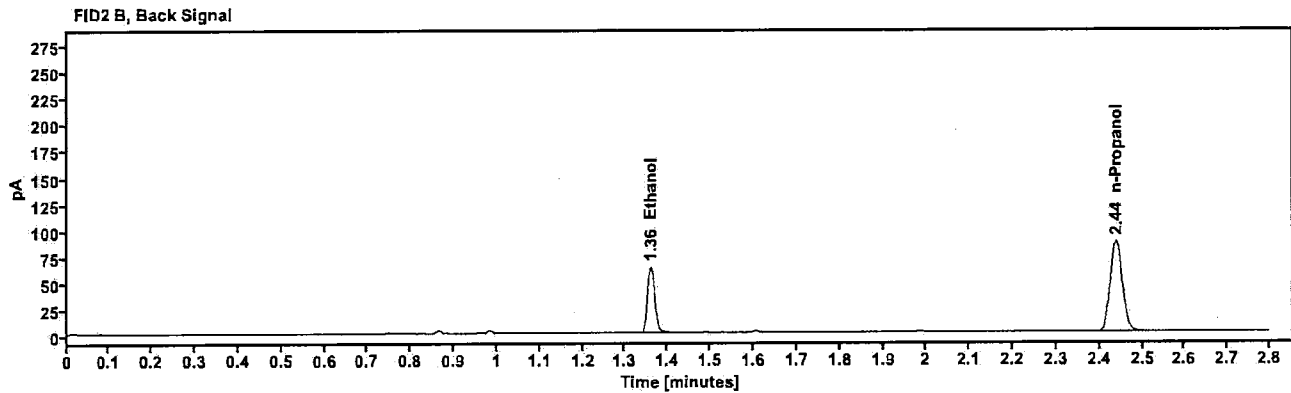
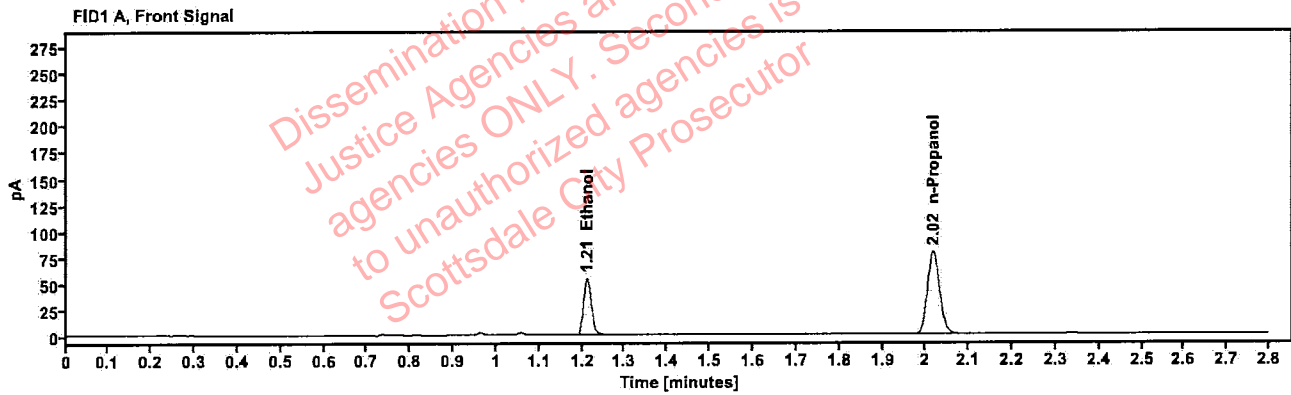


Table 1: FID 1 A (column DB-ALC1)

Compound	Amount (g/100mL)	Time (min)	Peak Area
>Ethanol	0.1096	1.212	68.982
n-Propanol	---	2.017	156.803

Table 2: FID 2 B (column DB-ALC2)

Compound	Time (min)	Peak Area
Ethanol	1.360	76.062
n-Propanol	2.439	171.206

### Scottsdale Police Department Crime Lab Volatiles Analysis

Sample:	2324387-2	Vial:	36
Description:	[REDACTED]	LIMS ID:	[REDACTED]
Method:	ethanol quant.M	Sequence:	04Dec23
Instrument:	US14173023 CN14160045	Injection date:	12/4/2023 2:56:15 PM
Data file:	C:\Chem32\1\Data\04Dec23\36.D	Analyst:	Brooke

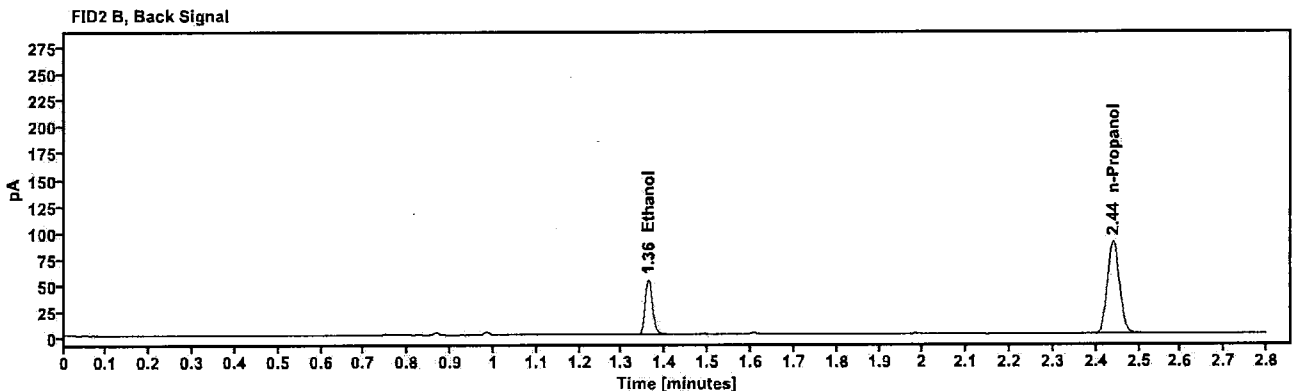
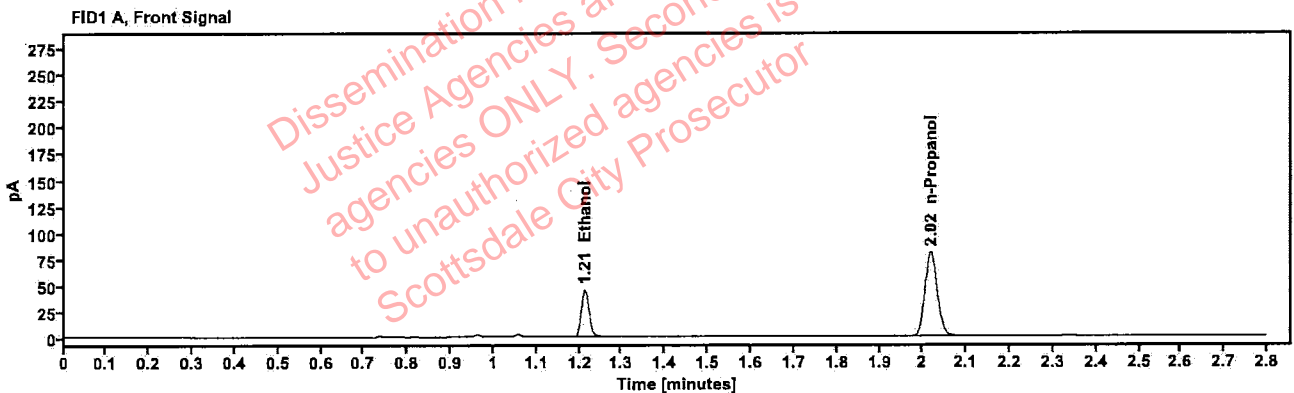


Table 1: FID 1 A (column DB-ALC1)

Compound	Amount (g/100mL)	Time (min)	Peak Area
>Ethanol	0.0894	1.213	57.508
n-Propanol	---	2.018	160.381

Table 2: FID 2 B (column DB-ALC2)

Compound	Time (min)	Peak Area
Ethanol	1.361	63.317
n-Propanol	2.440	175.010

### Scottsdale Police Department Crime Lab Volatiles Analysis

Sample:	2324387-2	Vial:	37
Description:	[REDACTED]	LIMS ID:	[REDACTED]
Method:	ethanol quant.M	Sequence:	04Dec23
Instrument:	US14173023 CN14160045	Injection date:	12/4/2023 3:00:29 PM
Data file:	C:\Chem32\11\Data\04Dec23\37.D	Analyst:	Brooke

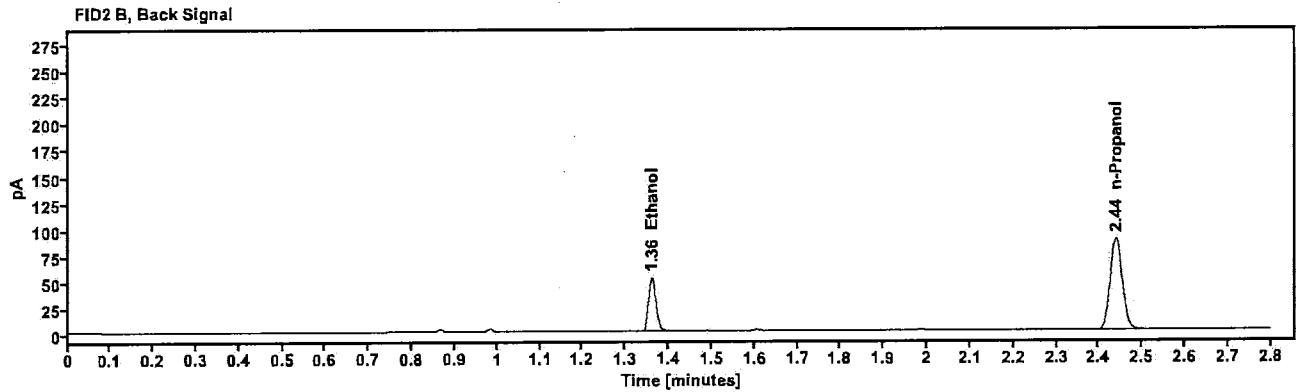
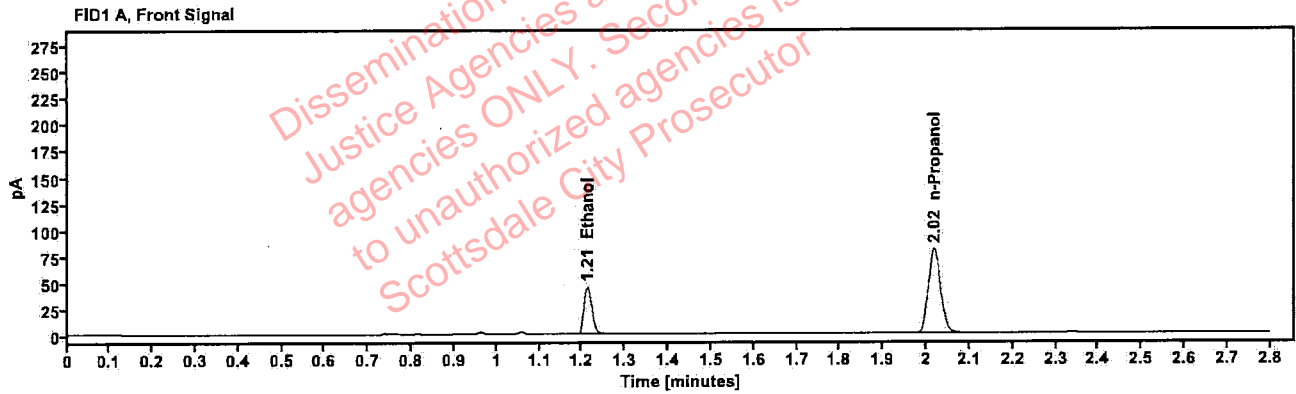


Table 1: FID 1 A (column DB-ALC1)

Compound	Amount (g/100mL)	Time (min)	Peak Area
>Ethanol	0.0892	1.212	57.255
n-Propanol	—	2.018	160.190

Table 2: FID 2 B (column DB-ALC2)

Compound	Time (min)	Peak Area
Ethanol	1.361	62.918
n-Propanol	2.440	174.535



### Scottsdale Police Department Crime Lab Volatiles Analysis

Sample:	2313065-1	Vial:	38
Description:	[REDACTED]	LIMS ID:	[REDACTED]
Method:	ethanol quant.M	Sequence:	04Dec23
Instrument:	US14173023 CN14160045	Injection date:	12/4/2023 3:04:30 PM
Data file:	C:\Chem32\1\Data\04Dec23\38.D	Analyst:	Brooke

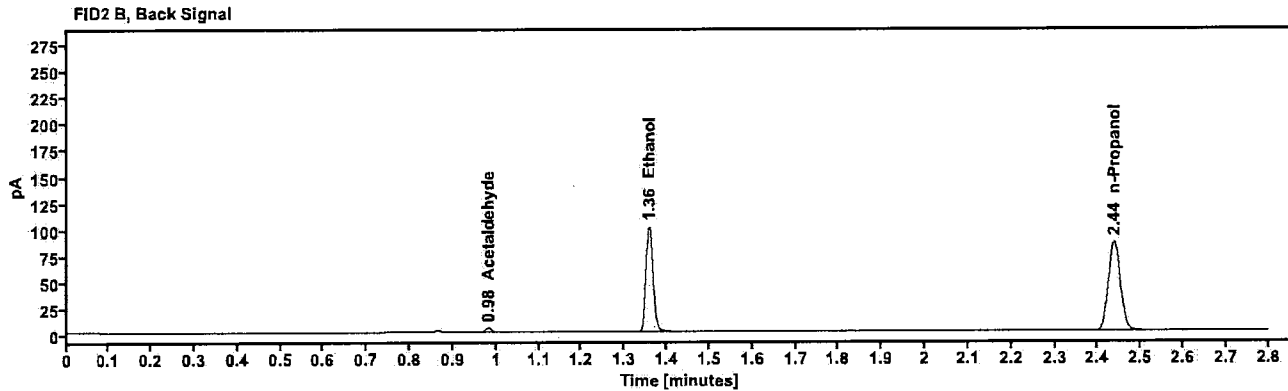
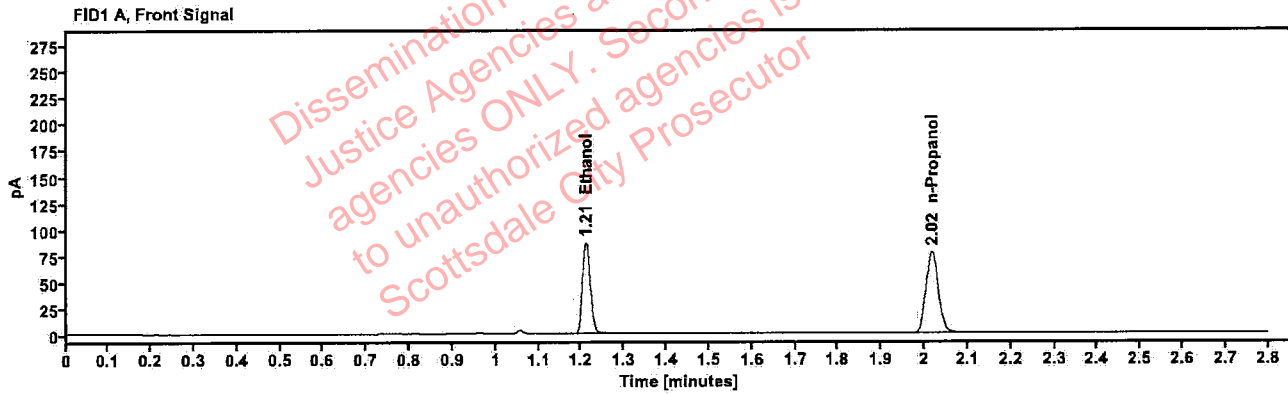


Table 1: FID 1 A (column DB-ALC1)

Compound	Amount (g/100mL)	Time (min)	Peak Area
>Ethanol	0.1765	1.210	109.408
n-Propanol	—	2.016	153.965

Table 2: FID 2 B (column DB-ALC2)

Compound	Time (min)	Peak Area
Acetaldehyde	0.981	4.130
Ethanol	1.358	120.172
n-Propanol	2.437	168.370

### Scottsdale Police Department Crime Lab Volatiles Analysis

Sample:	2313065-1	Vial:	39
Description:	[REDACTED]	LIMS ID:	[REDACTED]
Method:	ethanol quant.M	Sequence:	04Dec23
Instrument:	US14173023 CN14160045	Injection date:	12/4/2023 3:08:30 PM
Data file:	C:\Chem32\1\Data\04Dec23\39.D	Analyst:	Brooke

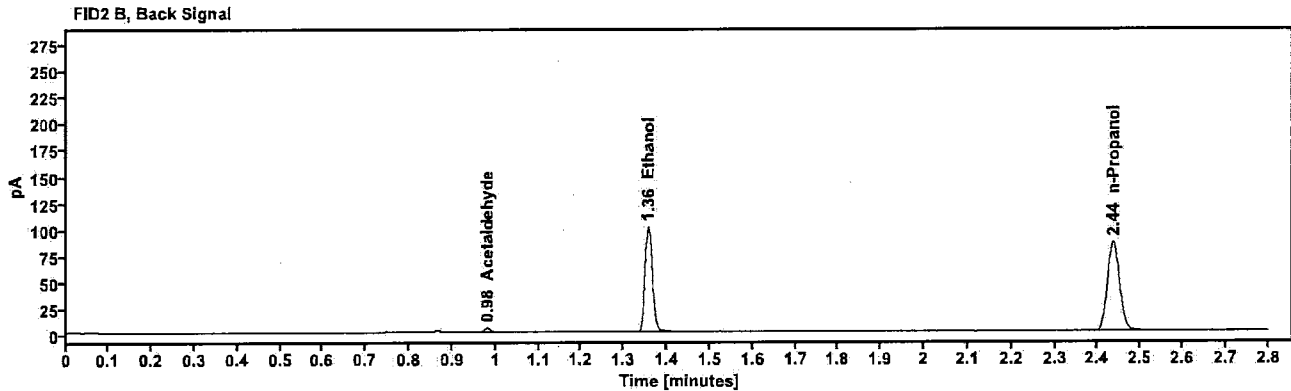
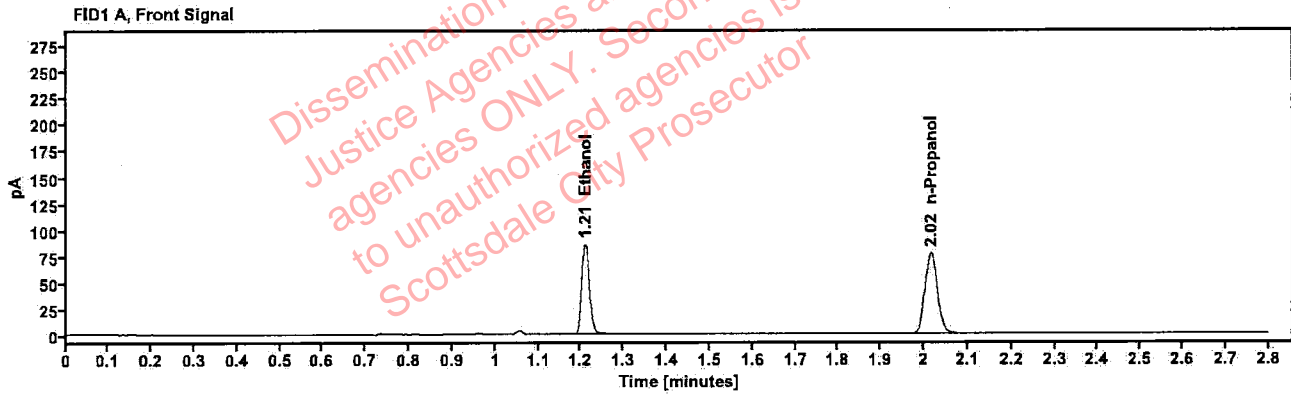


Table 1: FID 1 A (column DB-ALC1)

Compound	Amount (g/100mL)	Time (min)	Peak Area
>Ethanol	0.1757	1.209	108.715
n-Propanol	—	2.016	153.736

Table 2: FID 2 B (column DB-ALC2)

Compound	Time (min)	Peak Area
Acetaldehyde	0.981	4.187
Ethanol	1.357	119.565
n-Propanol	2.436	168.122

Brooke, Phillip - (04-Dec-2023)

Case: User: pbrooke 12/4/2023

### Scottsdale Police Department Crime Lab Volatiles Analysis

Sample:	2324207-2	Vial:	40
Description:		LIMS ID:	
Method:	ethanol quant.M	Sequence:	04Dec23
Instrument:	US14173023 CN14160045	Injection date:	12/4/2023 3:12:30 PM
Data file:	C:\Chem32\1\Data\04Dec23\40.D	Analyst:	Brooke

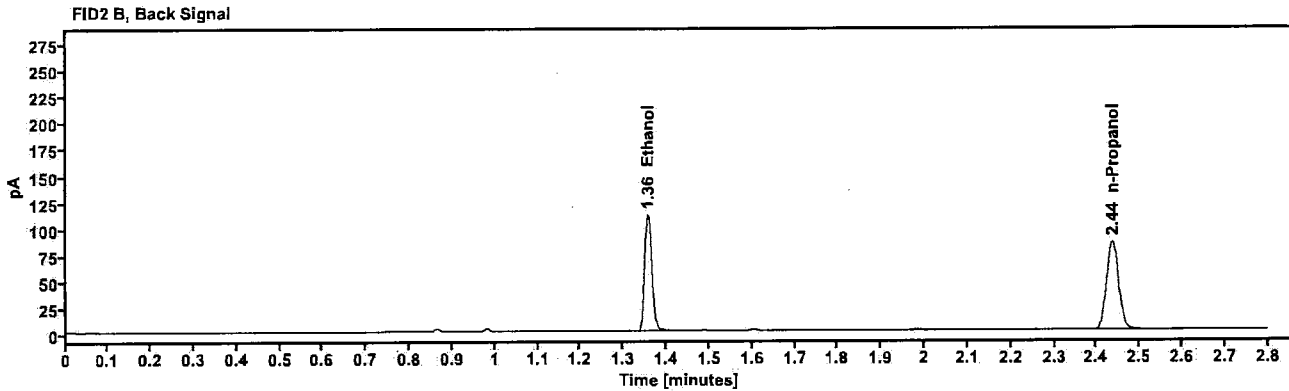
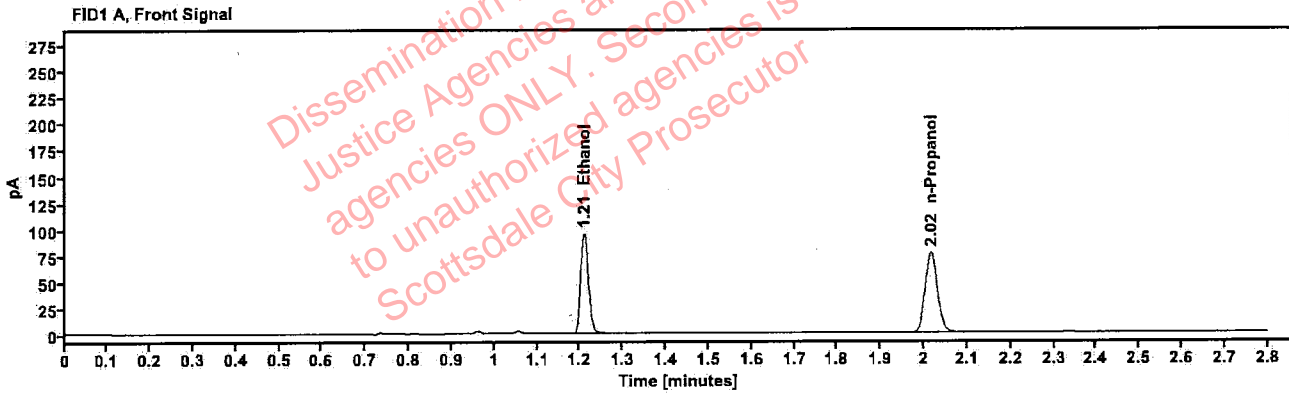


Table 1: FID 1 A (column DB-ALC1)

Compound	Amount (g/100mL)	Time (min)	Peak Area
>Ethanol	0.1949	1.209	120.255
n-Propanol	---	2.016	153.219

Table 2: FID 2 B (column DB-ALC2)

Compound	Time (min)	Peak Area
Ethanol	1.357	132.459
n-Propanol	2.437	166.801

### Scottsdale Police Department Crime Lab Volatiles Analysis

Sample:	2324207-2	Vial:	41
Description:	[REDACTED]	LIMS ID:	[REDACTED]
Method:	ethanol quant.M	Sequence:	04Dec23
Instrument:	US14173023 CN14160045	Injection date:	12/4/2023 3:16:29 PM
Data file:	C:\Chem32\11Data\04Dec23\41.D	Analyst:	Brooke

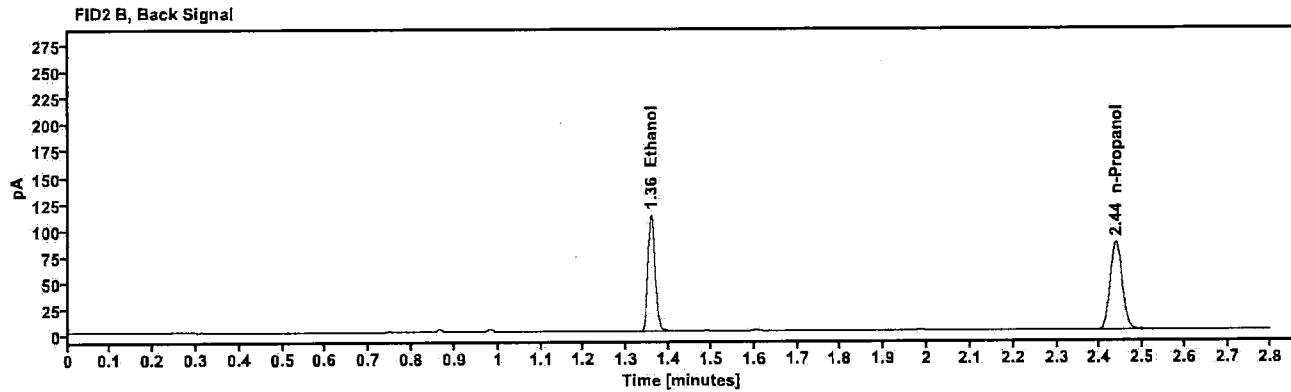
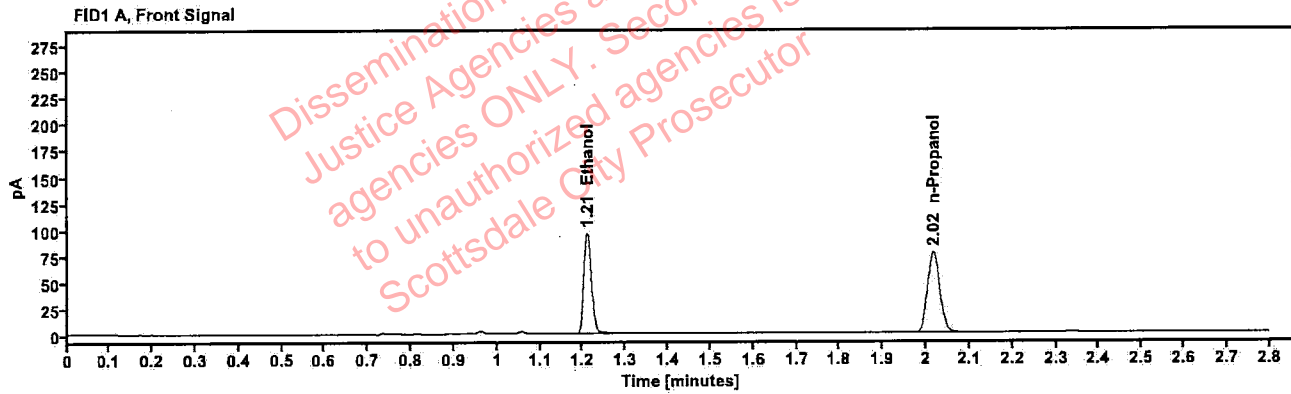


Table 1: FID 1 A (column DB-ALC1)

Compound	Amount (g/100mL)	Time (min)	Peak Area
>Ethanol	0.1962	1.210	120.524
n-Propanol	—	2.016	152.488

Table 2: FID 2 B (column DB-ALC2)

Compound	Time (min)	Peak Area
Ethanol	1.358	132.777
n-Propanol	2.437	166.432

[REDACTED]: Brooke, Phillip - (04-Dec-2023)

Case: [REDACTED] User: pbrooke 12/4/2023

### Scottsdale Police Department Crime Lab Volatiles Analysis

Sample:	424-01S.C.	Vial:	43
Description:	[REDACTED]	LIMS ID:	[REDACTED]
Method:	ethanol quant.M	Sequence:	04Dec23
Instrument:	US14173023 CN14160045	Injection date:	12/4/2023 3:24:45 PM
Data file:	C:\Chem32\1\Data\04Dec23\43.D	Analyst:	Brooke

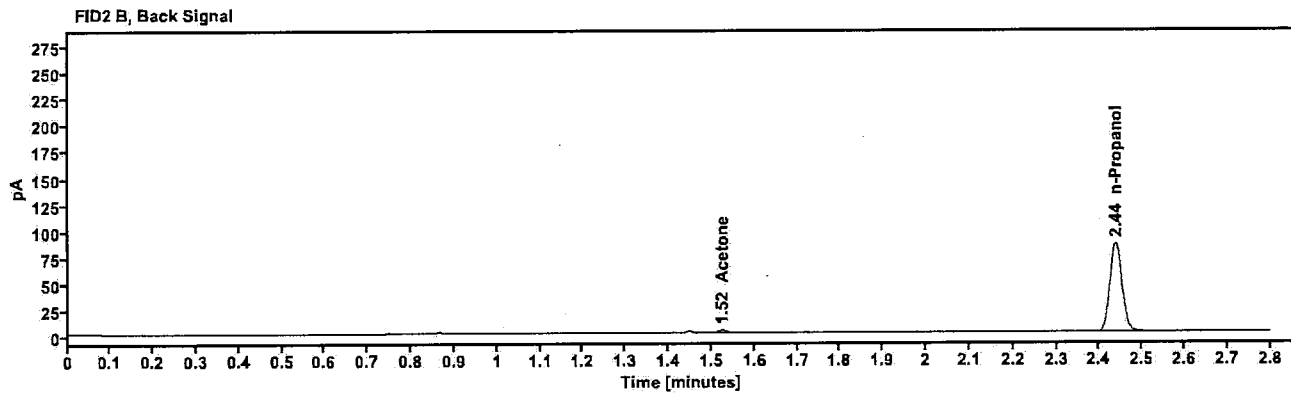
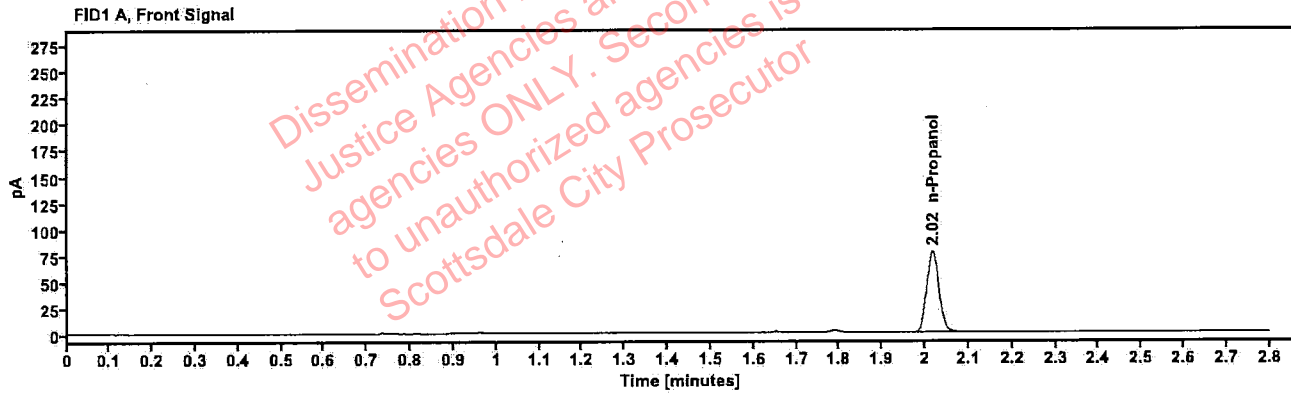


Table 1: FID 1 A (column DB-ALC1)

Compound	Amount (g/100mL)	Time (min)	Peak Area
n-Propanol	---	2.017	154.069

Table 2: FID 2 B (column DB-ALC2)

Compound	Time (min)	Peak Area
Acetone	1.525	3.905
n-Propanol	2.438	168.665

### Scottsdale Police Department Crime Lab Volatiles Analysis

Sample:	424-01S.C.	Vial:	44
Description:	[REDACTED]	LIMS ID:	[REDACTED]
Method:	ethanol quant.M	Sequence:	04Dec23
Instrument:	US14173023 CN14160045	Injection date:	12/4/2023 3:28:45 PM
Data file:	C:\Chem32\1\Data\04Dec23\44.D	Analyst:	Brooke

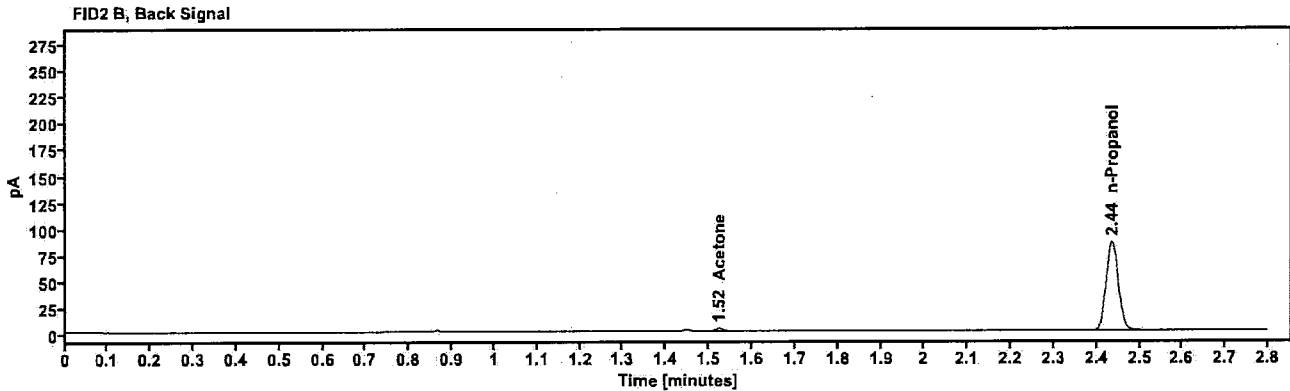
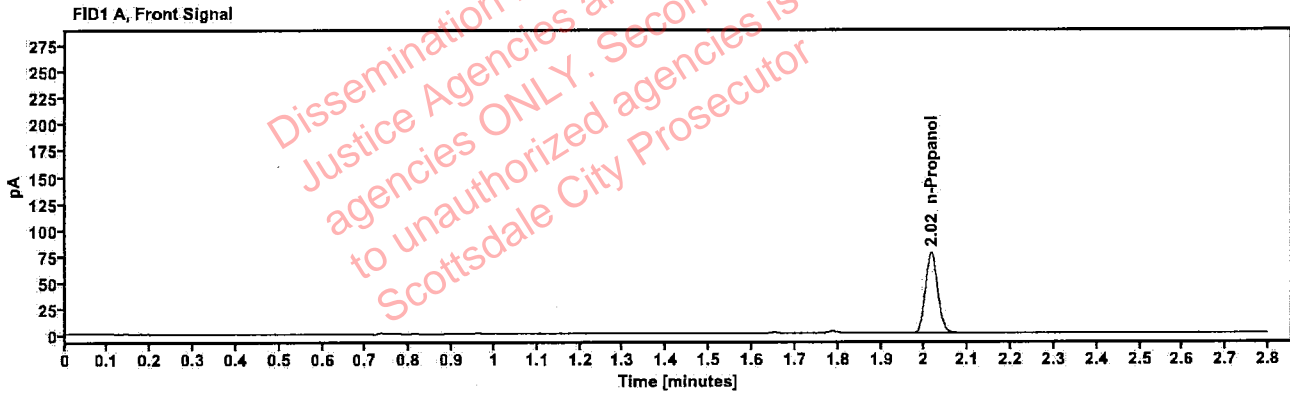


Table 1: FID 1 A (column DB-ALC1)

Compound	Amount (g/100mL)	Time (min)	Peak Area
n-Propanol	—	2.015	153.410

Table 2: FID 2 B (column DB-ALC2)

Compound	Time (min)	Peak Area
Acetone	1.523	3.949
n-Propanol	2.436	167.842

[REDACTED]: Brooke, Phillip - (04-Dec-2023)

Case: [REDACTED] User: pbrooke 12/4/2023

### Scottsdale Police Department Crime Lab Volatiles Analysis

Sample:	266-01D.H.	Vial:	45
Description:	[REDACTED]	LIMS ID:	[REDACTED]
Method:	ethanol quant.M	Sequence:	04Dec23
Instrument:	US14173023 CN14160045	Injection date:	12/4/2023 3:32:45 PM
Data file:	C:\Chem32\1\Data\04Dec23\45.D	Analyst:	Brooke

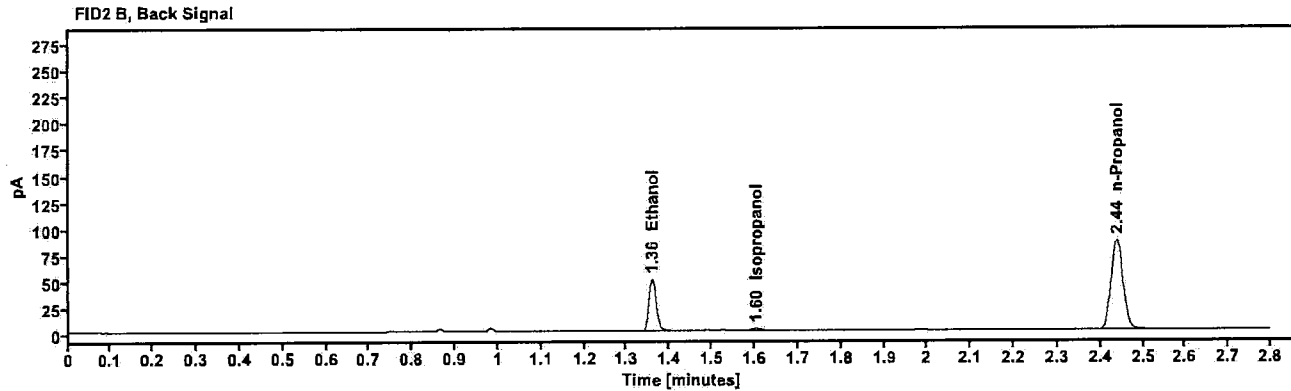
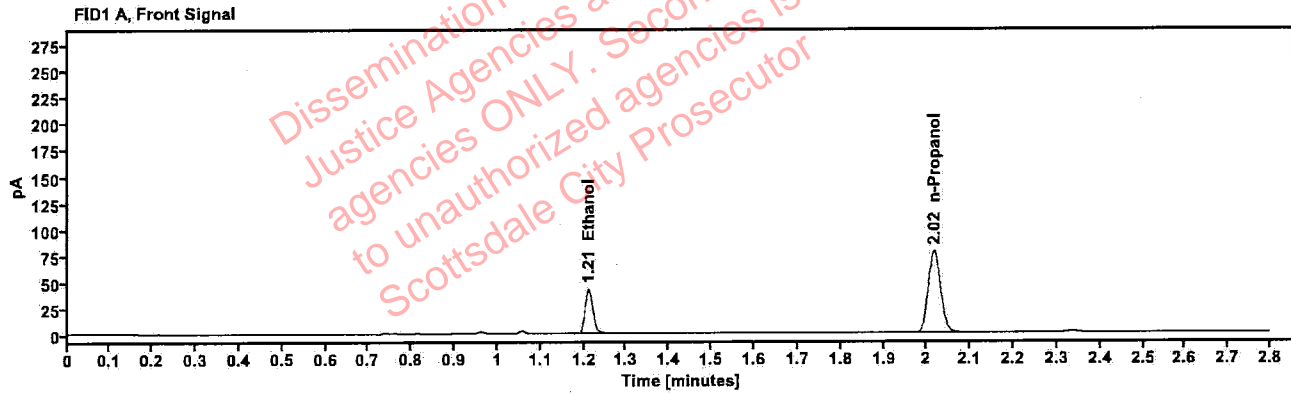


Table 1: FID 1 A (column DB-ALC1)

Compound	Amount (g/100mL)	Time (min)	Peak Area
>Ethanol	0.0872	1.211	54.397
n-Propanol	—	2.017	155.687

Table 2: FID 2 B (column DB-ALC2)

Compound	Time (min)	Peak Area
Ethanol	1.359	59.915
Isopropanol	1.604	3.865
n-Propanol	2.438	169.808

### Scottsdale Police Department Crime Lab Volatiles Analysis

Sample:	266-01D.H.	Vial:	46
Description:	[REDACTED]	LIMS ID:	[REDACTED]
Method:	ethanol quant.M	Sequence:	04Dec23
Instrument:	US14173023 CN14160045	Injection date:	12/4/2023 3:36:45 PM
Data file:	C:\Chem32\1\Data\04Dec23\46.D	Analyst:	Brooke

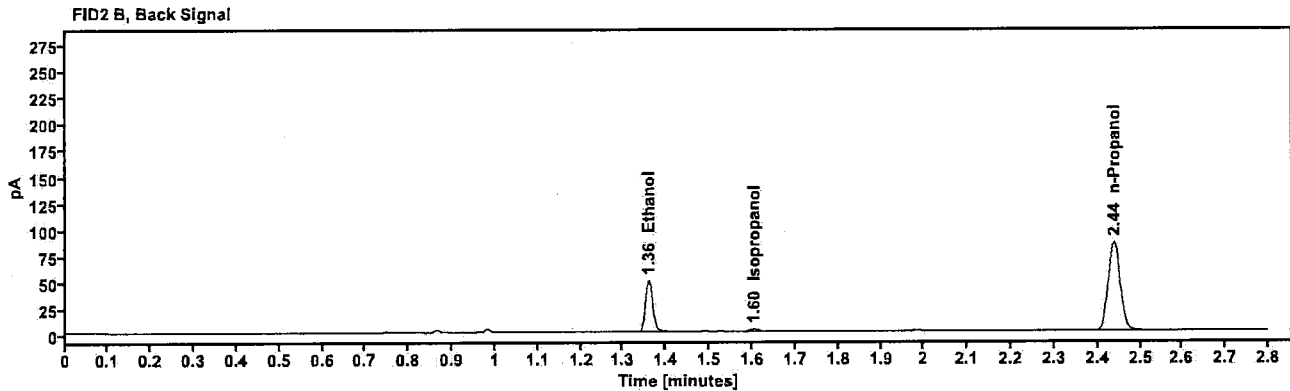
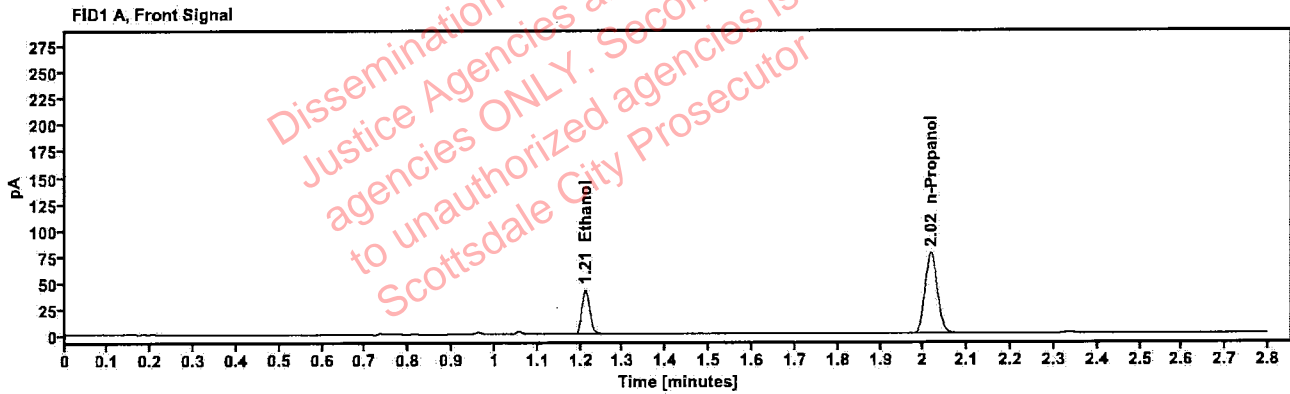


Table 1: FID 1 A (column DB-ALC1)

Compound	Amount (g/100mL)	Time (min)	Peak Area
>Ethanol	0.0871	1.211	53.758
n-Propanol	---	2.017	154.015

Table 2: FID 2 B (column DB-ALC2)

Compound	Time (min)	Peak Area
Ethanol	1.359	59.363
Isopropanol	1.604	3.865
n-Propanol	2.438	168.324



### Scottsdale Police Department Crime Lab Volatiles Analysis

Sample:	334-01M.G.	Vial:	47
Description:	[REDACTED]	LIMS ID:	[REDACTED]
Method:	ethanol quant.M	Sequence:	04Dec23
Instrument:	US14173023 CN14160045	Injection date:	12/4/2023 3:40:45 PM
Data file:	C:\Chem32\1\Data\04Dec23\47.D	Analyst:	Brooke

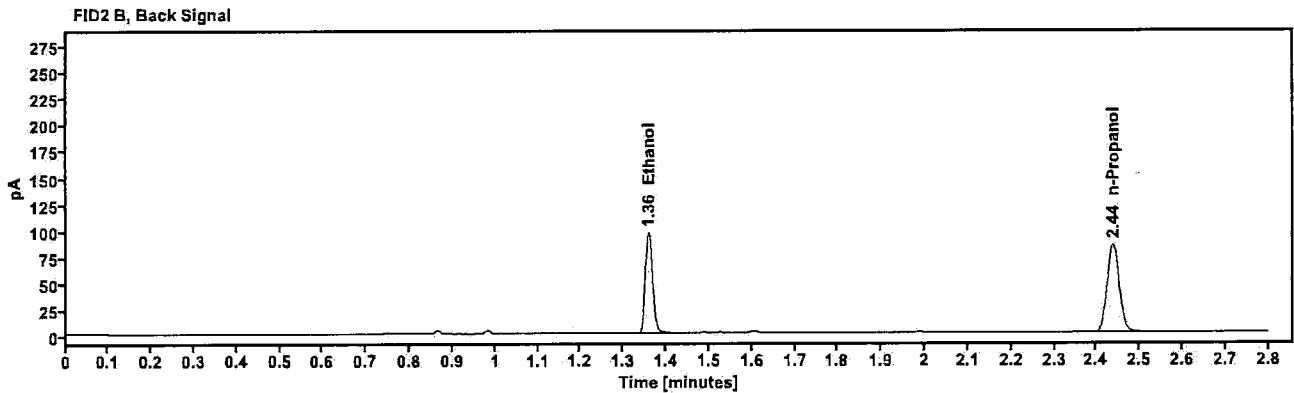
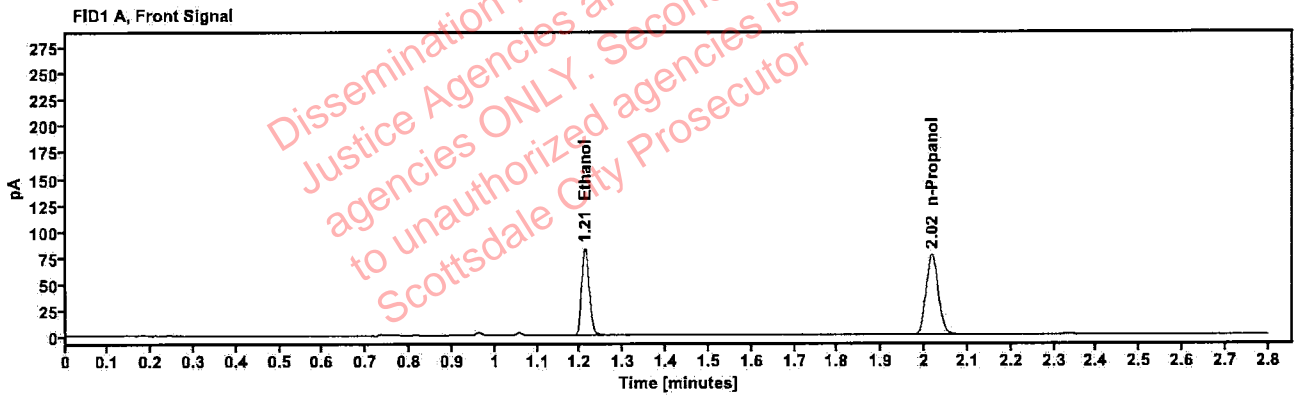


Table 1: FID 1 A (column DB-ALC1)

Compound	Amount (g/100mL)	Time (min)	Peak Area
>Ethanol	0.1698	1.211	104.633
n-Propanol	—	2.017	153.048

Table 2: FID 2 B (column DB-ALC2)

Compound	Time (min)	Peak Area
Ethanol	1.359	115.397
n-Propanol	2.438	166.387

### Scottsdale Police Department Crime Lab Volatiles Analysis

Sample:	334-01M.G.	Vial:	48
Description:		LIMS ID:	
Method:	ethanol quant.M	Sequence:	04Dec23
Instrument:	US14173023 CN14160045	Injection date:	12/4/2023 3:44:45 PM
Data file:	C:\Chem32\1\Data\04Dec23\48.D	Analyst:	Brooke

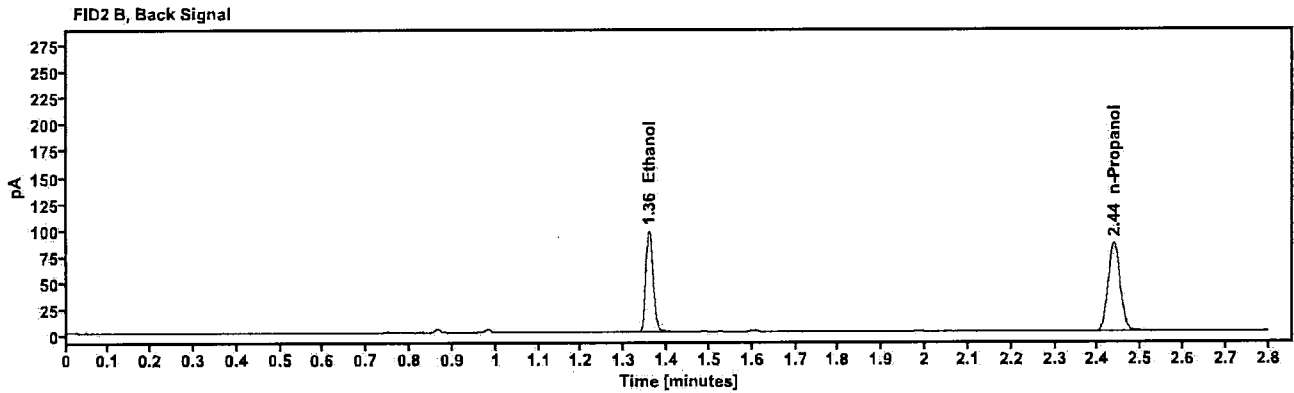
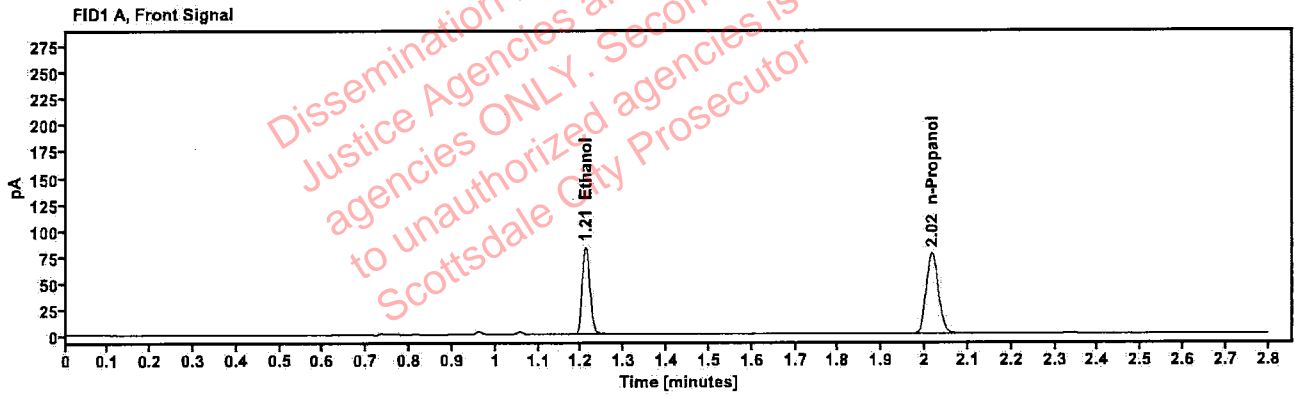


Table 1: FID 1 A (column DB-ALC1)

Compound	Amount (g/100mL)	Time (min)	Peak Area
>Ethanol	0.1698	1.210	105.110
n-Propanol	---	2.016	153.753

Table 2: FID 2 B (column DB-ALC2)

Compound	Time (min)	Peak Area
Ethanol	1.358	115.883
n-Propanol	2.437	167.605

### Scottsdale Police Department Crime Lab Volatiles Analysis

Sample:	426-01B.S.	Vial:	49
Description:	[REDACTED]	LIMS ID:	[REDACTED]
Method:	ethanol quant.M	Sequence:	04Dec23
Instrument:	US14173023 CN14160045	Injection date:	12/4/2023 3:49:00 PM
Data file:	C:\Chem32\1\Data\04Dec23\49.D	Analyst:	Brooke

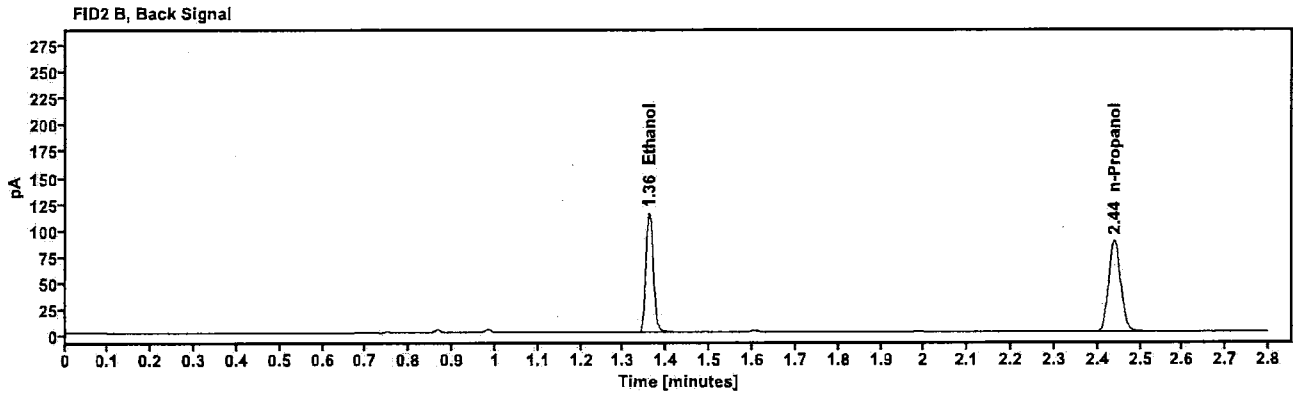
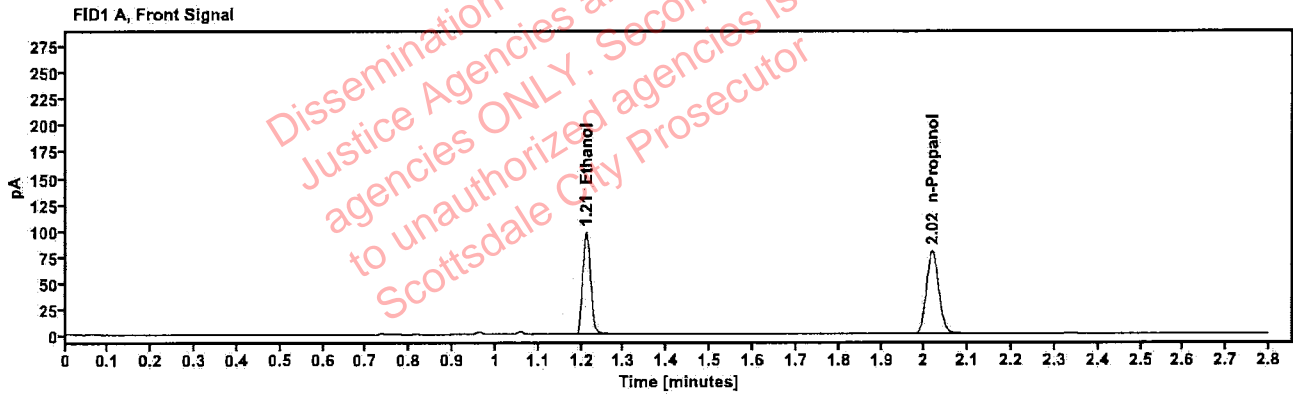


Table 1: FID 1 A (column DB-ALC1)

Compound	Amount (g/100mL)	Time (min)	Peak Area
>Ethanol	0.1938	1.212	124.818
n-Propanol	---	2.018	159.890

Table 2: FID 2 B (column DB-ALC2)

Compound	Time (min)	Peak Area
Ethanol	1.360	137.598
n-Propanol	2.439	173.047

### Scottsdale Police Department Crime Lab Volatiles Analysis

Sample:	426-01B.S.	Vial:	50
Description:	[REDACTED]	LIMS ID:	[REDACTED]
Method:	ethanol quant.M	Sequence:	04Dec23
Instrument:	US14173023 CN14160045	Injection date:	12/4/2023 3:53:00 PM
Data file:	C:\Chem32\1\Data\04Dec23\50.D	Analyst:	Brooke

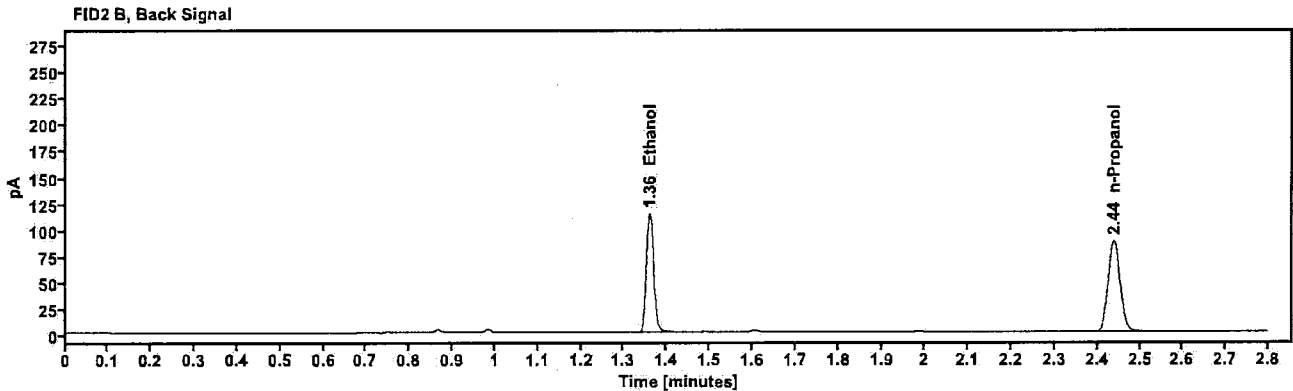
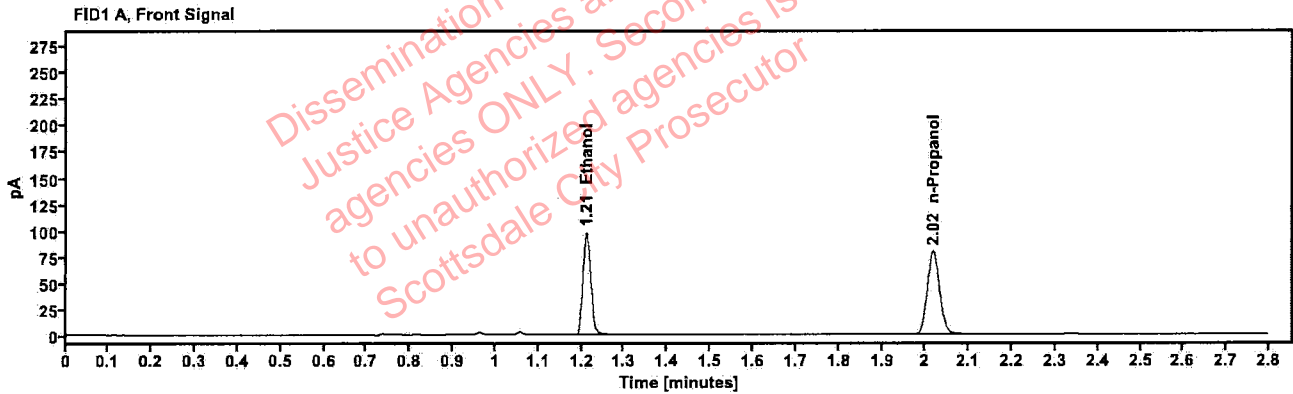


Table 1: FID 1 A (column DB-ALC1)

Compound	Amount (g/100mL)	Time (min)	Peak Area
>Ethanol	0.1939	1.211	124.220
n-Propanol	---	2.018	159.078

Table 2: FID 2 B (column DB-ALC2)

Compound	Time (min)	Peak Area
Ethanol	1.360	136.826
n-Propanol	2.439	172.505

[REDACTED]: Brooke, Phillip - (04-Dec-2023)

Case: [REDACTED] User: pbrooke 12/4/2023

### Scottsdale Police Department Crime Lab Volatiles Analysis

Sample:	420-01J.N.	Vial:	51
Description:	[REDACTED]	LIMS ID:	[REDACTED]
Method:	ethanol quant.M	Sequence:	04Dec23
Instrument:	US14173023 CN14160045	Injection date:	12/4/2023 3:57:00 PM
Data file:	C:\Chem32\1\Data\04Dec23\51.D	Analyst:	Brooke

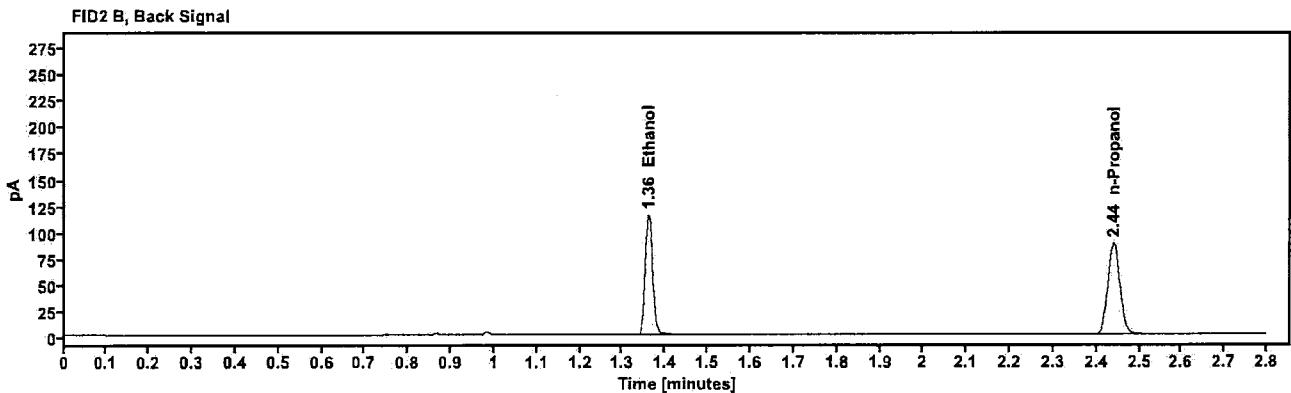
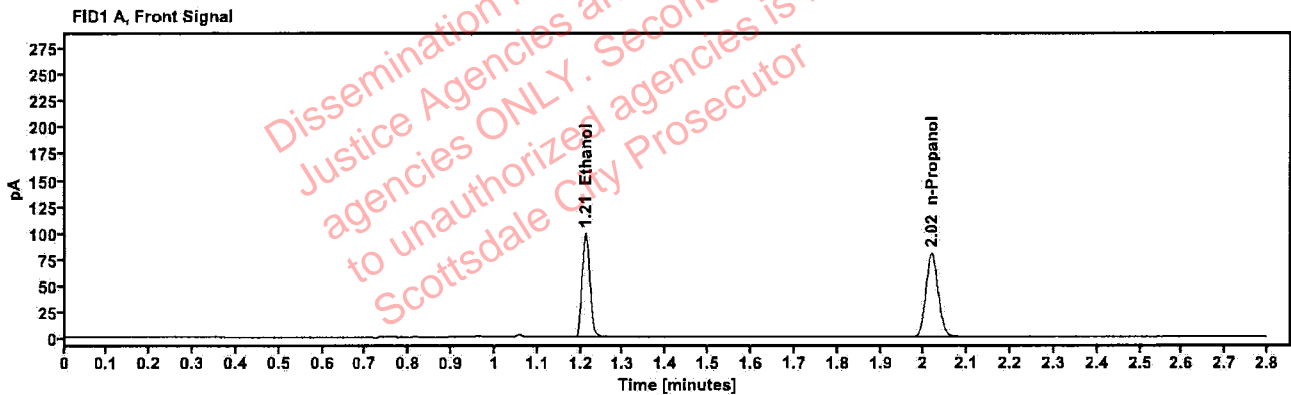


Table 1: FID 1 A (column DB-ALC1)

Compound	Amount (g/100mL)	Time (min)	Peak Area
>Ethanol	0.1970	1.212	126.000
n-Propanol	—	2.018	158.781

Table 2: FID 2 B (column DB-ALC2)

Compound	Time (min)	Peak Area
Ethanol	1.361	138.537
n-Propanol	2.440	173.803

[REDACTED]: Brooke, Phillip - (04-Dec-2023)

Case: [REDACTED] User: pbrooke 12/4/2023

### Scottsdale Police Department Crime Lab Volatiles Analysis

Sample:	420-01J.N.	Vial:	52
Description:	[REDACTED]	LIMS ID:	[REDACTED]
Method:	ethanol quant.M	Sequence:	04Dec23
Instrument:	US14173023 CN14160045	Injection date:	12/4/2023 4:00:59 PM
Data file:	C:\Chem32\1\Data\04Dec23\52.D	Analyst:	Brooke

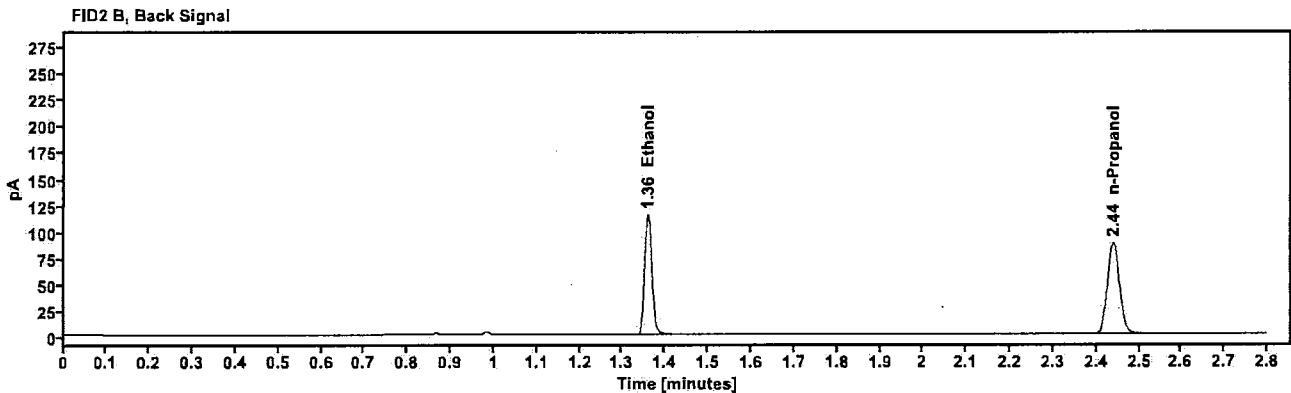
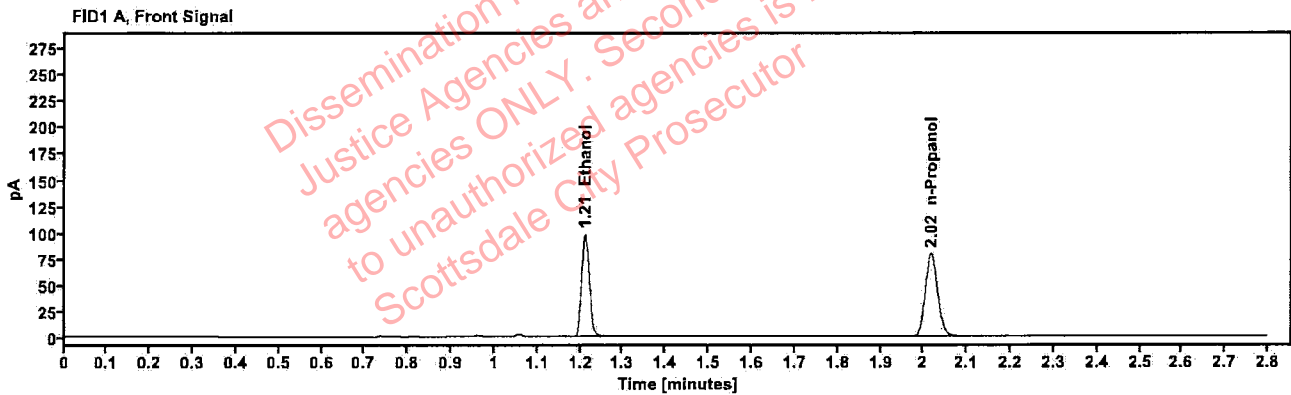


Table 1: FID 1 A (column DB-ALC1)

Compound	Amount (g/100mL)	Time (min)	Peak Area
>Ethanol	0.1962	1.211	124.870
n-Propanol	—	2.018	157.981

Table 2: FID 2 B (column DB-ALC2)

Compound	Time (min)	Peak Area
Ethanol	1.360	137.518
n-Propanol	2.440	172.857