

SCOTTSDALE POLICE DEPARTMENT CRIME LABORATORY BLOOD ALCOHOL FACE SHEET

ANALYSIS DATE 11/28/2023 SEQUENCE NAME 28Nov23

EQUIPMENT

Pipettor Hamilton ML600EH7497 Hamilton ML600GJ10749
 Gas Chromatograph Agilent US14173023

INSTRUMENT CALIBRATION

Vial 1 0.02 calibrator Lot FN03122113 Coefficient of determination (r²)
 Vial 2 0.10 calibrator Lot FN11172002 0.99997
 Vial 3 0.20 calibrator Lot FN03132302
 Vial 4 0.40 calibrator Lot FN03052102

CALIBRATION VERIFICATION AND RESOLUTION TEST

Vial	Sample	Expected result	Measured result	Manufacturer/lot
5	Blank	Not detected	Not detected	SPD lab 011823WB
6	Volatiles mixture	6 compounds	6 compounds	SPD lab 050721MIX
7	Aqueous control	0.400 g/dL	0.401 g/dL	Lipomed 30012020-A
8	Aqueous control	0.040 g/dL	0.041 g/dL	Lipomed 14082019-B
9	Blood control	0.199 g/dL	0.203 g/dL	ACQ 4110320133/11
20	Aqueous control	0.080 g/dL	0.081 g/dL	Lipomed 20012020-B
31	Blood control	0.199 g/dL	0.204 g/dL	ACQ 4110320133/11
42	Aqueous control	0.080 g/dL	0.080 g/dL	Lipomed 20012020-B
53	Aqueous control	0.400 g/dL	0.403 g/dL	Lipomed 30012020-A
54	Aqueous control	0.040 g/dL	0.041 g/dL	Lipomed 14082019-B
55	Blood control	0.199 g/dL	0.204 g/dL	ACQ 4110320133/11
56	Blank	Not detected	Not detected	SPD lab 092223AQ

SUBJECT SAMPLES

Subjects in the sequence 20 Subjects requiring reanalysis 0

ADDITIONAL NOTES: All testing proceeded as expected.

Run valid Run invalid Erika Canonica Analyst
 Run valid Run invalid [Signature] Technical Reviewer

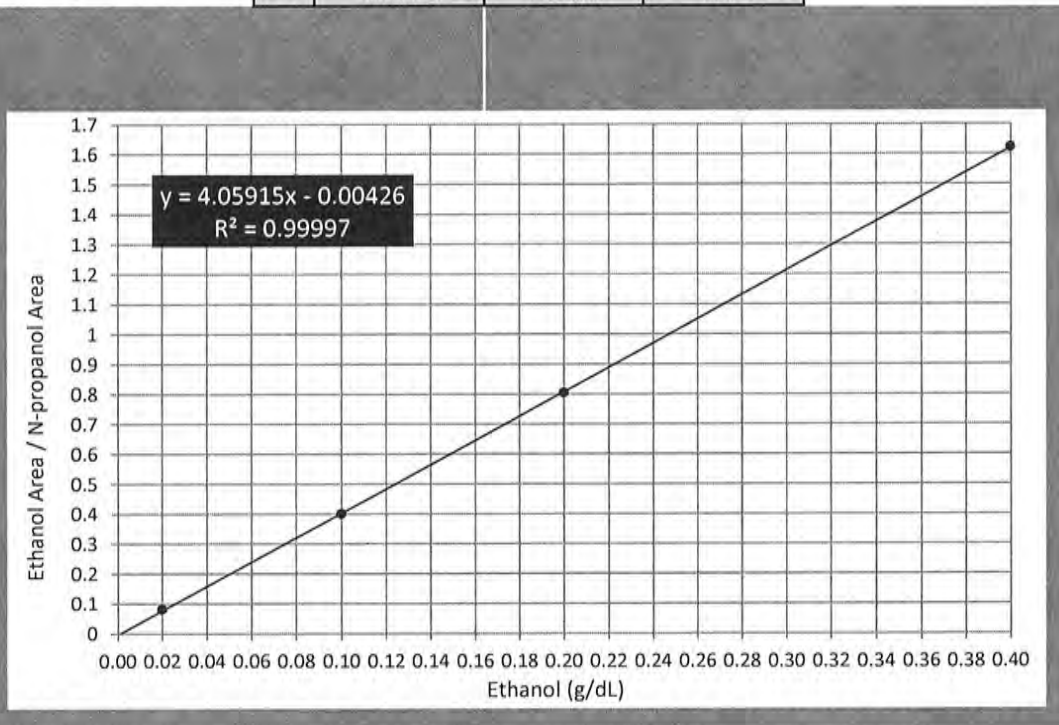
Scottsdale Police Department Crime Laboratory Sequence Quality Assurance Summary

SEQUENCE NAME: 28Nov23

ANALYST: Canonico

Sample Name	Vial	Measured Value (g/dL)	Expected Value (g/dL)	Percent Difference	Absolute Difference (g/dL)
blank 011823WB	5	negative	negative	-	-
0.400 30012020-A	7	0.401	0.400	0.25	0.001
0.040 14082019-B	8	0.041	0.040	2.50	0.001
0.199 4110320133/11	9	0.203	0.199	2.01	0.004
0.080 20012020-B	20	0.081	0.080	1.25	0.001
0.199 4110320133/11	31	0.204	0.199	2.51	0.005
0.080 20012020-B	42	0.080	0.080	0.00	0.000
0.400 30012020-A	53	0.403	0.400	0.75	0.003
0.040 14082019-B	54	0.041	0.040	2.50	0.001
0.199 4110320133/11	55	0.204	0.199	2.51	0.005
blank 092223AQ	56	negative	negative	-	-

Ethanol Area	N-propanol Area	Ratio
12.590	156.623	0.080
59.900	149.826	0.400
118.944	147.984	0.804
241.722	149.065	1.622



Scottsdale Police Department Crime Lab Volatiles Analysis

Sample:	FN03122113	Vial:	1
Description:	0.020 calibrator	Sequence:	28Nov23
Method:	ethanol quant.M	Injection date:	11/28/2023 11:43:19 AM
Instrument:	US14173023 CN14160045	Analyst:	Canonico ee
Data file:	C:\Chem32\1\Data\28Nov23\1.D		

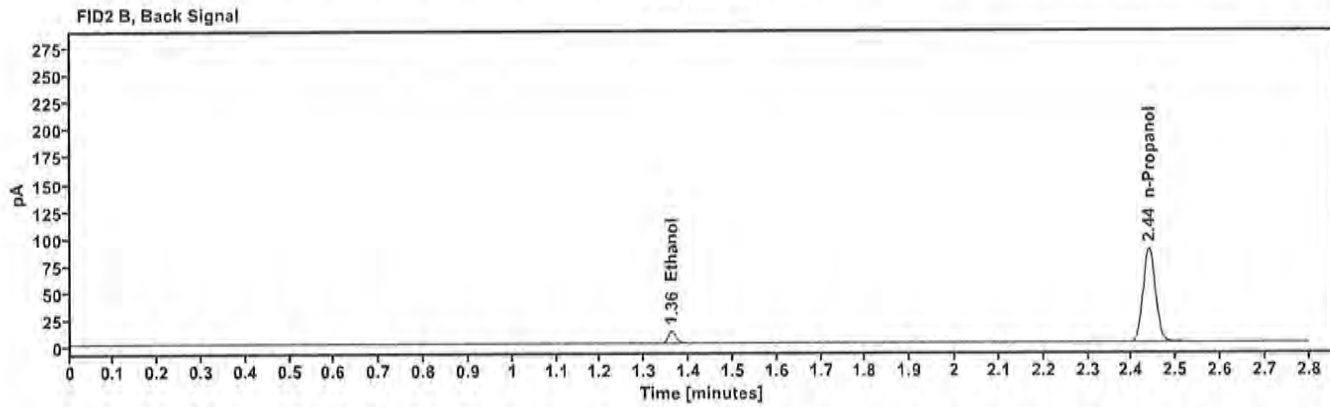
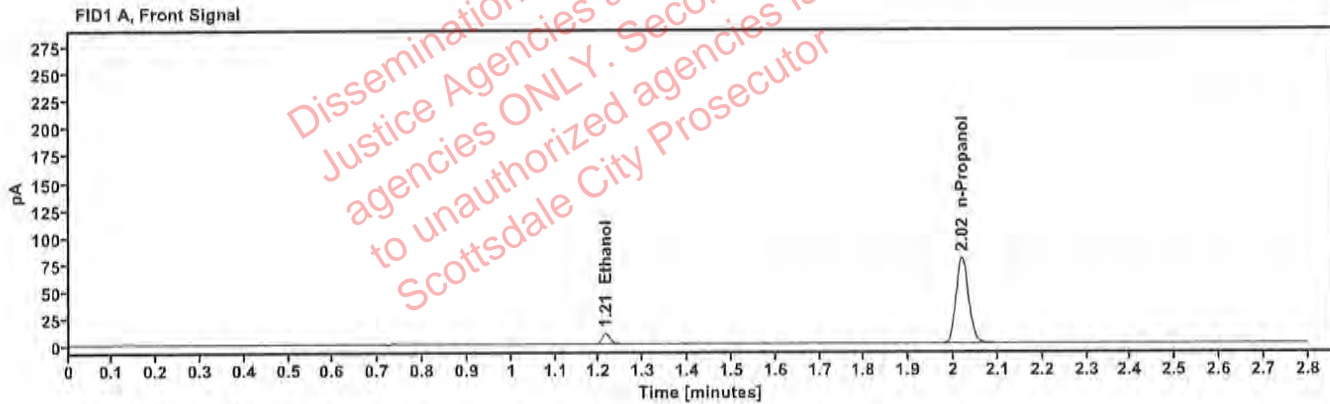


Table 1: FID 1 A (column DB-ALC1)

Compound	Time (min)	Peak Area
Ethanol	1.214	12.590
n-Propanol	2.019	156.623

Table 2: FID 2 B (column DB-ALC2)

Compound	Time (min)	Peak Area
Ethanol	1.361	13.851
n-Propanol	2.439	171.840

Scottsdale Police Department Crime Lab Volatiles Analysis

Sample:	FN11172002	Vial:	2
Description:	0.100 calibrator	Sequence:	28Nov23
Method:	ethanol quant.M	Injection date:	11/28/2023 11:47:19 AM
Instrument:	US14173023 CN14160045	Analyst:	Canonico ee
Data file:	C:\Chem32\1\Data\28Nov23\2.D		

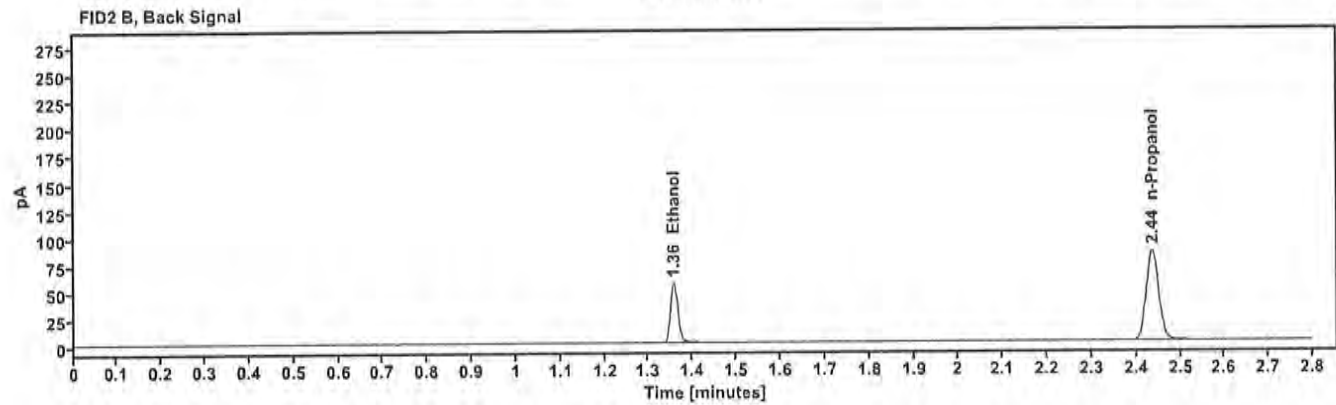
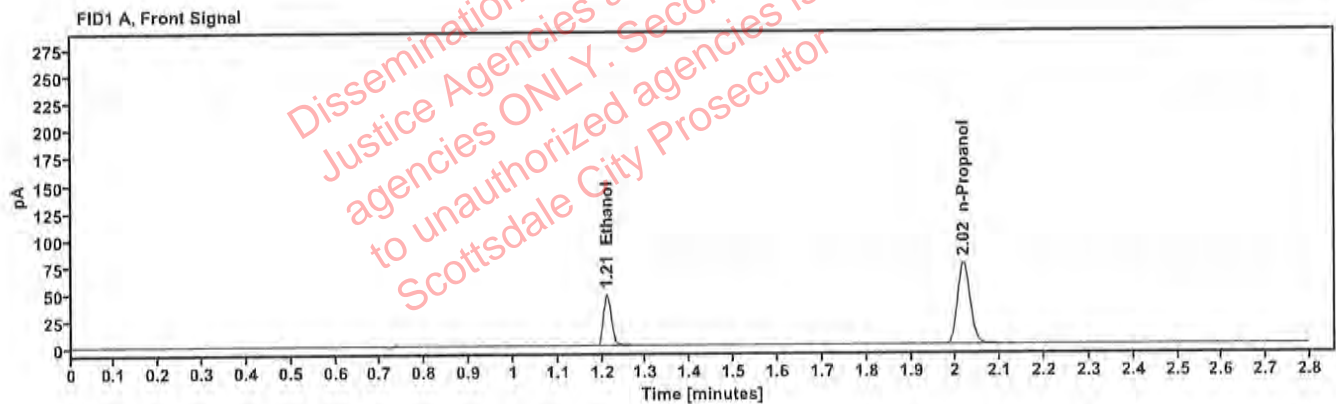


Table 1: FID 1 A (column DB-ALC1)

Compound	Time (min)	Peak Area
Ethanol	1.211	59.900
n-Propanol	2.017	149.826

Table 2: FID 2 B (column DB-ALC2)

Compound	Time (min)	Peak Area
Ethanol	1.357	65.867
n-Propanol	2.437	164.355

Scottsdale Police Department Crime Lab Volatiles Analysis

Sample:	FN03132302	Vial:	3
Description:	0.200 calibrator	Sequence:	28Nov23
Method:	ethanol quant.M	Injection date:	11/28/2023 11:51:19 AM
Instrument:	US14173023 CN14160045	Analyst:	Canonico ee
Data file:	C:\Chem32\1\Data\28Nov23\3.D		

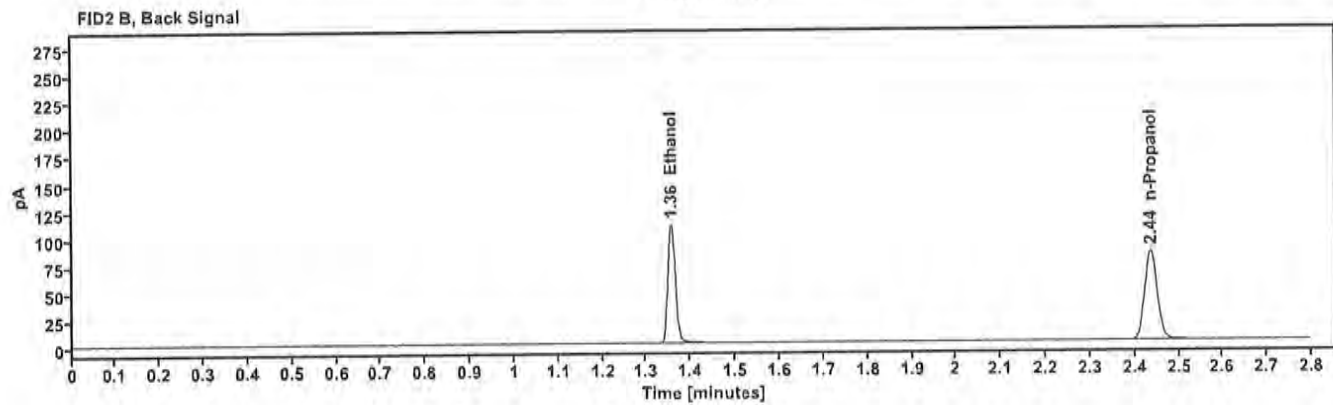
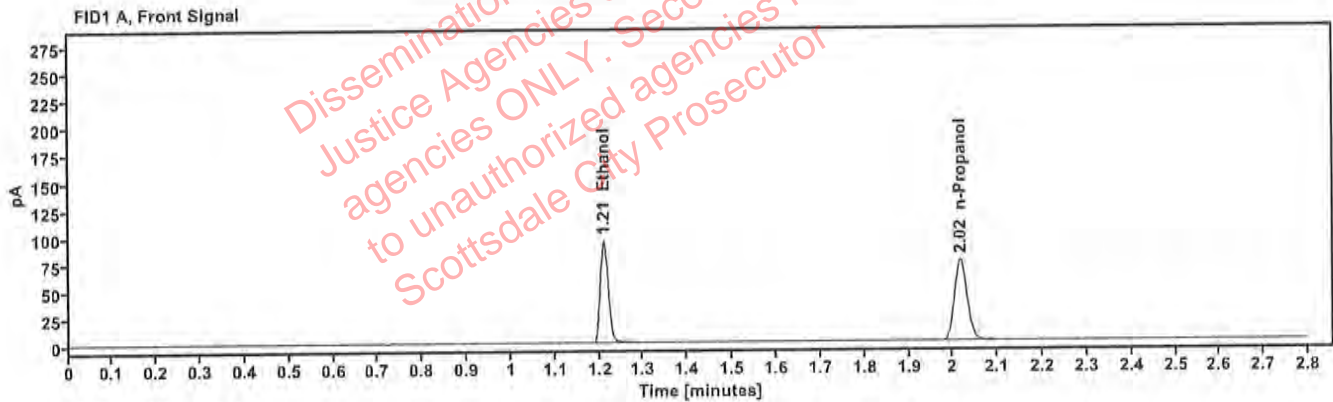


Table 1: FID 1 A (column DB-ALC1)

Compound	Time (min)	Peak Area
Ethanol	1.210	118.944
n-Propanol	2.017	147.984

Table 2: FID 2 B (column DB-ALC2)

Compound	Time (min)	Peak Area
Ethanol	1.357	131.060
n-Propanol	2.436	162.438

Scottsdale Police Department Crime Lab Volatiles Analysis

Sample: FN03052102	Vial: 4
Description: 0.400 calibrator	Sequence: 28Nov23
Method: ethanol quant.M	Injection date: 11/28/2023 11:55:20 AM
Instrument: US14173023 CN14180045	Analyst: Canonico ec
Data file: C:\Chem32\1\Data\28Nov23\4.D	

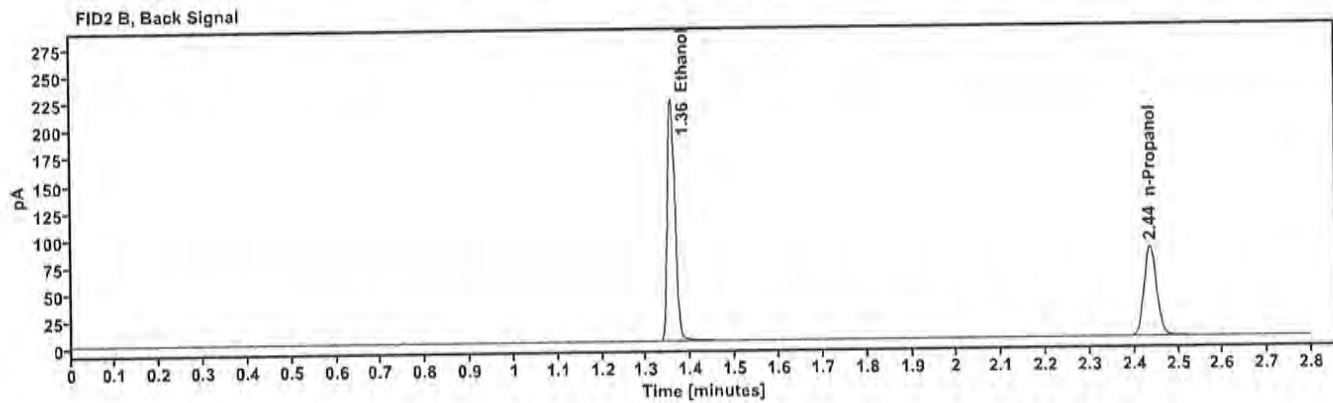
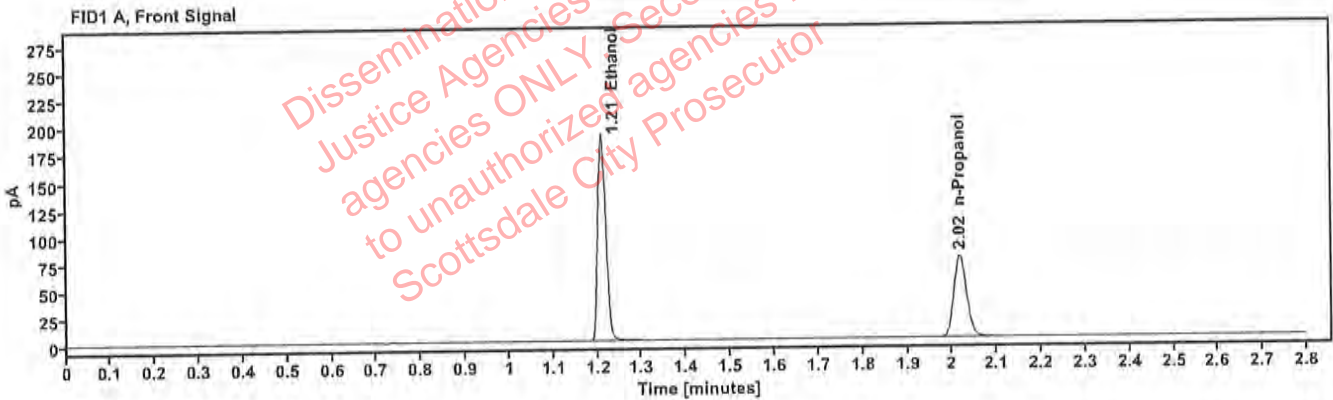


Table 1: FID 1 A (column DB-ALC1)

Compound	Time (min)	Peak Area
Ethanol	1.210	241.722
n-Propanol	2.017	149.065

Table 2: FID 2 B (column DB-ALC2)

Compound	Time (min)	Peak Area
Ethanol	1.356	266.663
n-Propanol	2.436	163.394

Scottsdale Police Department Crime Lab Volatiles Analysis

Sample: 011823WB	Vial: 5
Description: Negative	LIMS ID:
Method: ethanol quant.M	Sequence: 28Nov23
Instrument: US14173023 CN14160045	Injection date: 11/28/2023 11:59:20 AM
Data file: C:\Chem32\1\Data\28Nov23\5.D	Analyst: Canonico <i>EC</i>

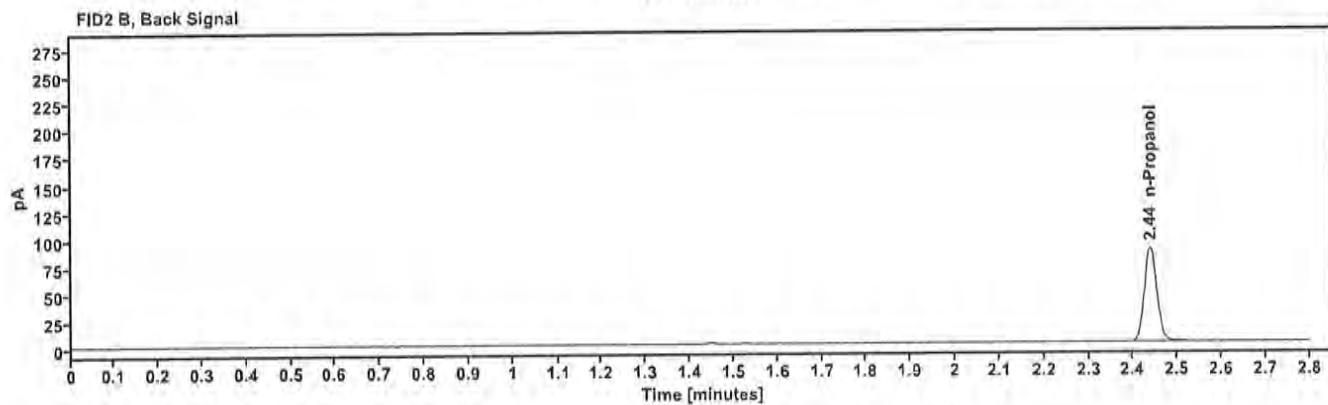
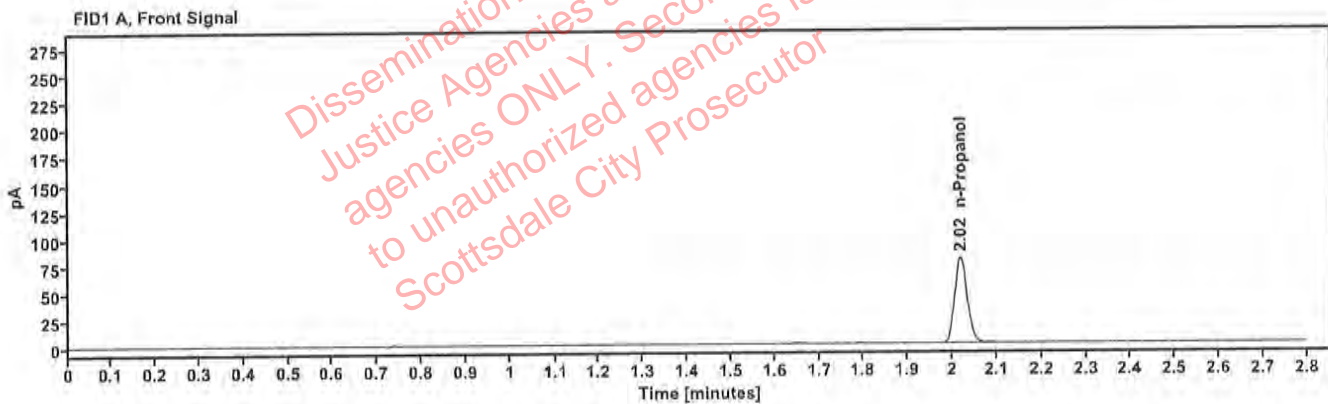


Table 1: FID 1 A (column DB-ALC1)

Compound	Amount (g/100mL)	Time (min)	Peak Area
n-Propanol	—	2.019	156.223

Table 2: FID 2 B (column DB-ALC2)

Compound	Time (min)	Peak Area
n-Propanol	2.439	171.335

Scottsdale Police Department Crime Lab Volatiles Analysis

Sample:	050721MIX	Vial:	6
Description:	Volatiles mix	LIMS ID:	
Method:	ethanol quant.M	Sequence:	28Nov23
Instrument:	US14173023 CN14160045	Injection date:	11/28/2023 12:03:19 PM
Data file:	C:\Chem32\1\Data\28Nov23\6.D	Analyst:	Canonico <i>EC</i>

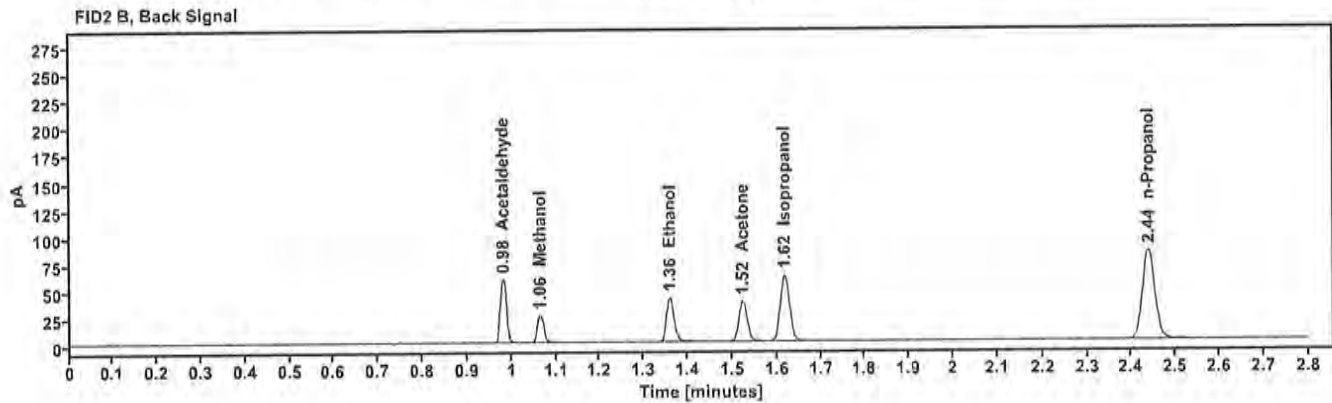
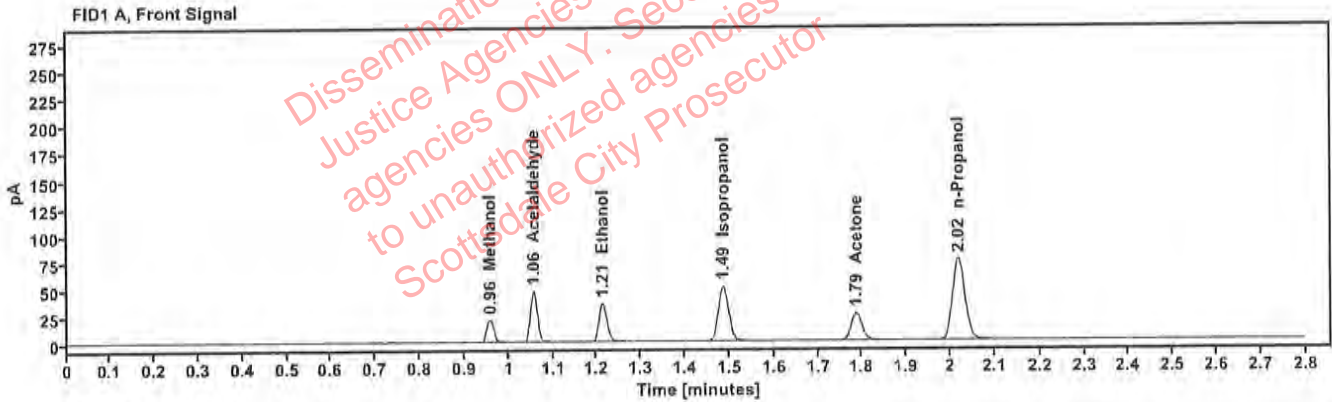


Table 1: FID 1 A (column DB-ALC1)

Compound	Amount (g/100mL)	Time (min)	Peak Area
Methanol	-----	0.958	23.468
Acetaldehyde	-----	1.056	51.080
>Ethanol	0.0755	1.212	45.070
Isopropanol	-----	1.486	81.287
Acetone	-----	1.786	43.676
n-Propanol	-----	2.018	149.065

Table 2: FID 2 B (column DB-ALC2)

Compound	Time (min)	Peak Area
Acetaldehyde	0.982	57.265
Methanol	1.065	26.133
Ethanol	1.359	49.685
Acetone	1.523	48.258
Isopropanol	1.618	90.241
n-Propanol	2.438	163.397

Scottsdale Police Department Crime Lab Volatiles Analysis

Sample: 30012020-A	Vial: 7
Description: 0.400	LIMS ID:
Method: ethanol quant.M	Sequence: 28Nov23
Instrument: US14173023 CN14160045	Injection date: 11/28/2023 12:07:34 PM
Data file: C:\Chem32\1\Data\28Nov23\7.D	Analyst: Canonico <i>EC</i>

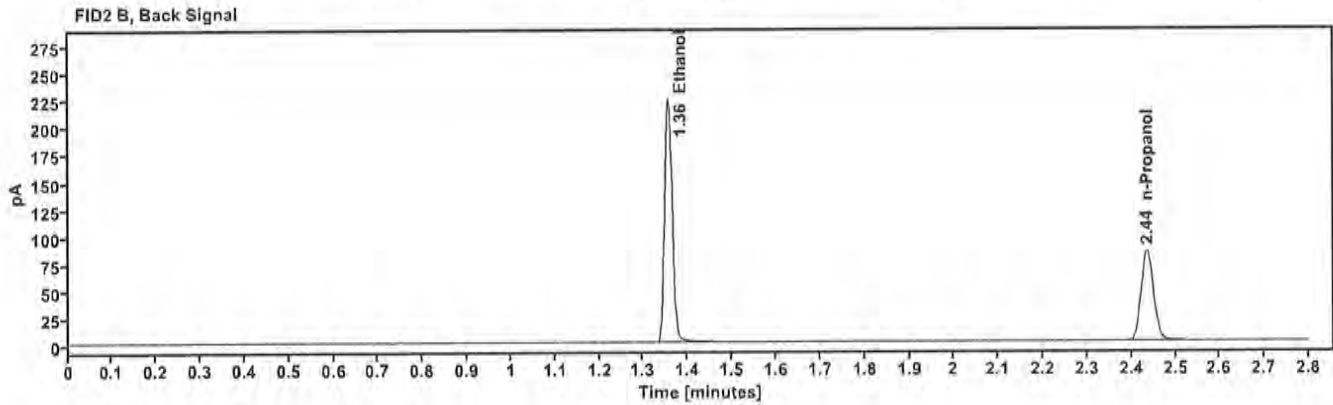
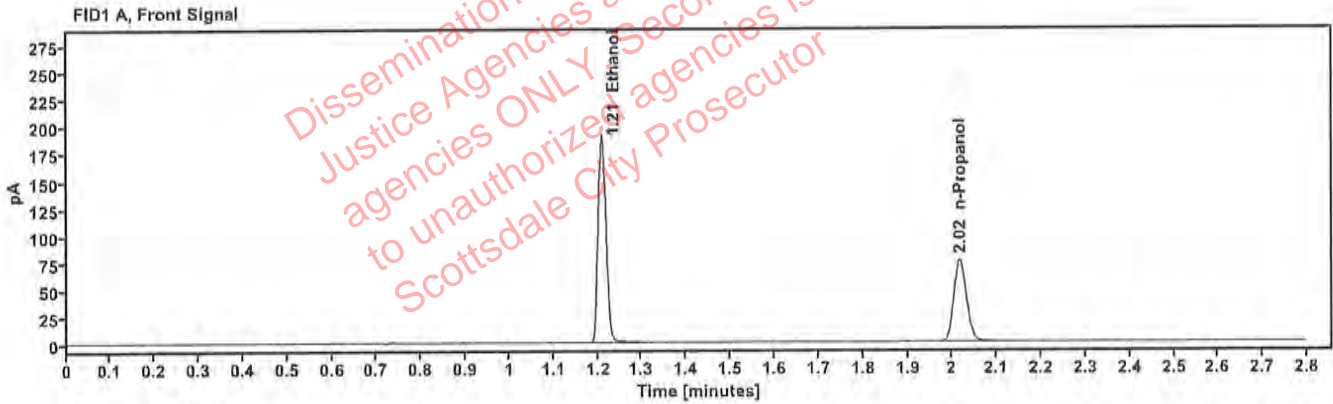


Table 1: FID 1 A (column DB-ALC1)

Compound	Amount (g/100mL)	Time (min)	Peak Area
>Ethanol	0.4012	1.209	243.091
n-Propanol	---	2.017	149.680

Table 2: FID 2 B (column DB-ALC2)

Compound	Time (min)	Peak Area
Ethanol	1.356	267.987
n-Propanol	2.436	164.172

Scottsdale Police Department Crime Lab Volatiles Analysis

Sample:	14082019-B	Vial:	8
Description:	0.040	LIMS ID:	
Method:	ethanol quant.M	Sequence:	28Nov23
Instrument:	US14173023 CN14160045	Injection date:	11/28/2023 12:11:34 PM
Data file:	C:\Chem32\1\Data\28Nov23\8.D	Analyst:	Canonico <i>SC</i>

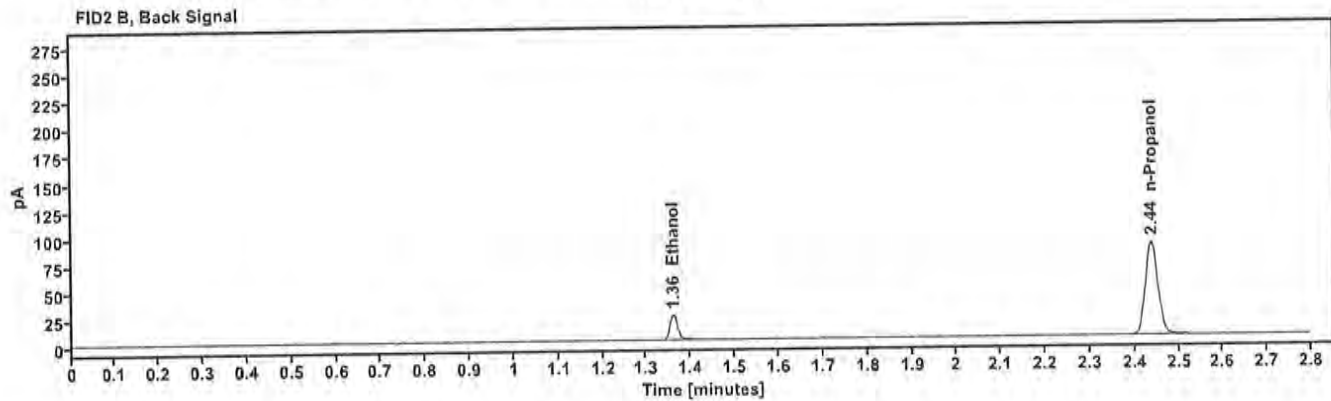
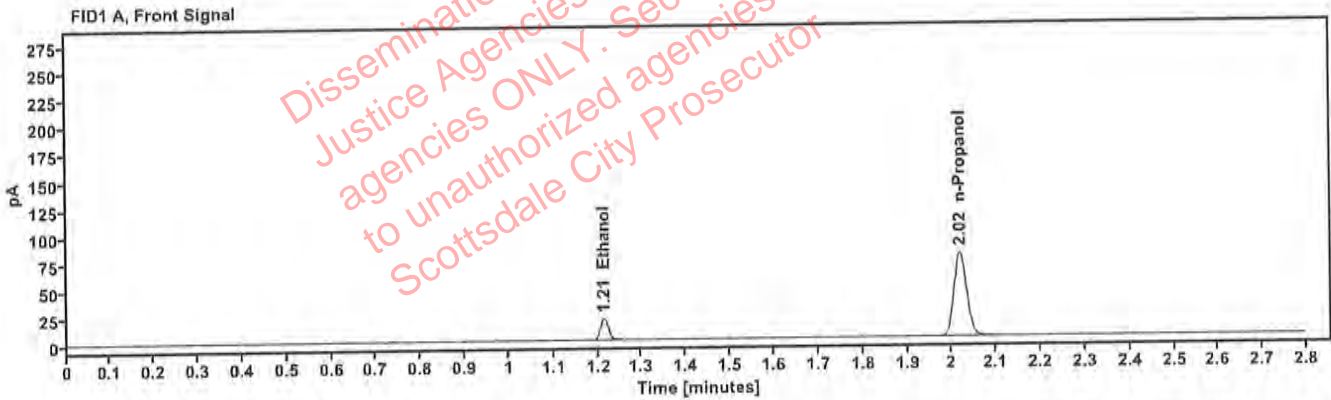


Table 1: FID 1 A (column DB-ALC1)

Compound	Amount (g/100mL)	Time (min)	Peak Area
>Ethanol	0.0416	1.213	25.409
n-Propanol	—	2.019	154.521

Table 2: FID 2 B (column DB-ALC2)

Compound	Time (min)	Peak Area
Ethanol	1.360	27.977
n-Propanol	2.439	169.579

Scottsdale Police Department Crime Lab Volatiles Analysis

Sample: 4110320133/11	Vial: 9
Description: 0.199	LIMS ID:
Method: ethanol quant.M	Sequence: 28Nov23
Instrument: US14173023 CN14160045	Injection date: 11/28/2023 12:15:34 PM
Data file: C:\Chem32\1\Data\28Nov23\9.D	Analyst: Canonico <i>CC</i>

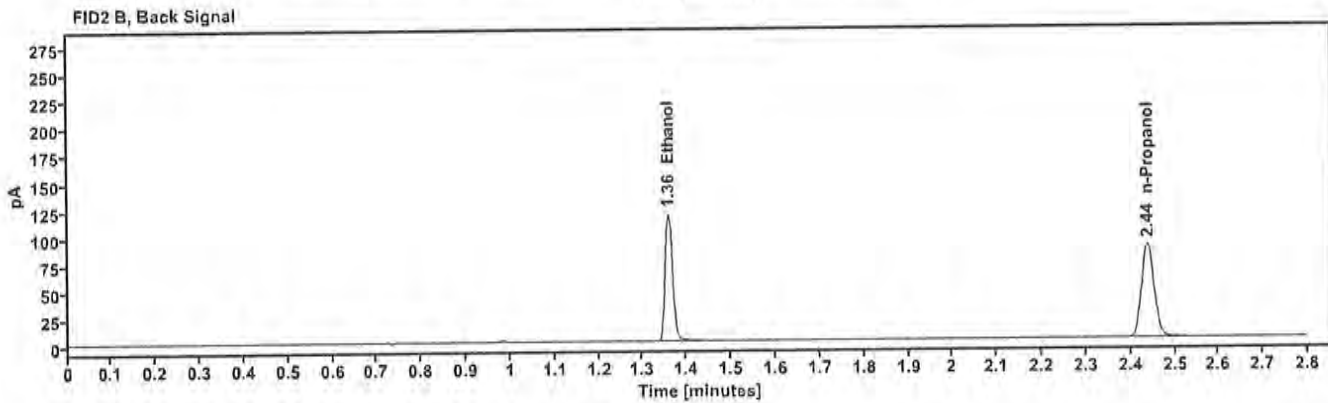
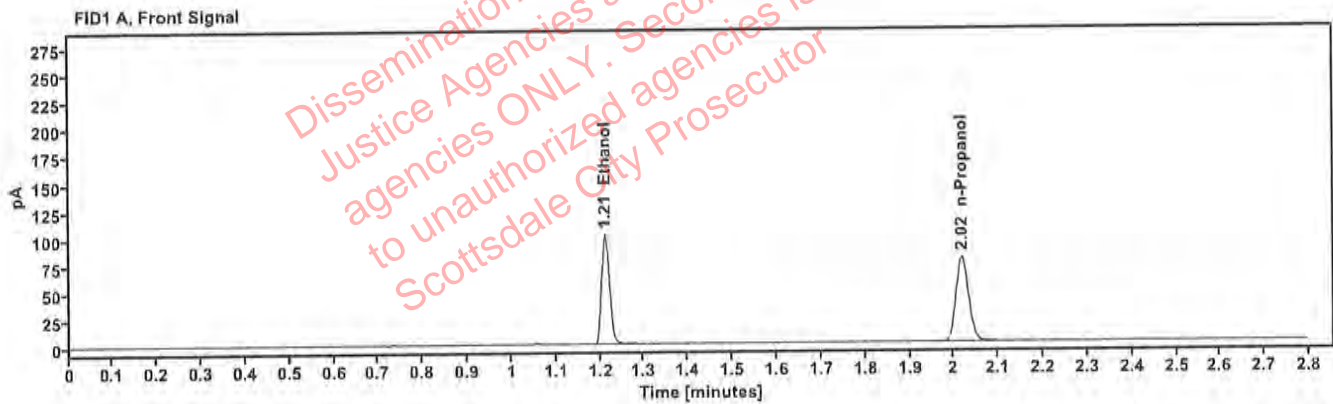


Table 1: FID 1 A (column DB-ALC1)

Compound	Amount (g/100mL)	Time (min)	Peak Area
>Ethanol	0.2036	1.212	128.151
n-Propanol	---	2.019	155.870

Table 2: FID 2 B (column DB-ALC2)

Compound	Time (min)	Peak Area
Ethanol	1.359	141.174
n-Propanol	2.439	171.009

Scottsdale Police Department Crime Lab Volatiles Analysis

Sample: 20012020-B	Vial: 20
Description: 0.080	LIMS ID:
Method: ethanol quant.M	Sequence: 28Nov23
Instrument: US14173023 CN14160045	Injection date: 11/28/2023 1:00:04 PM
Data file: C:\Chem32\1\Data\28Nov23\20.D	Analyst: Canonico <i>EC</i>

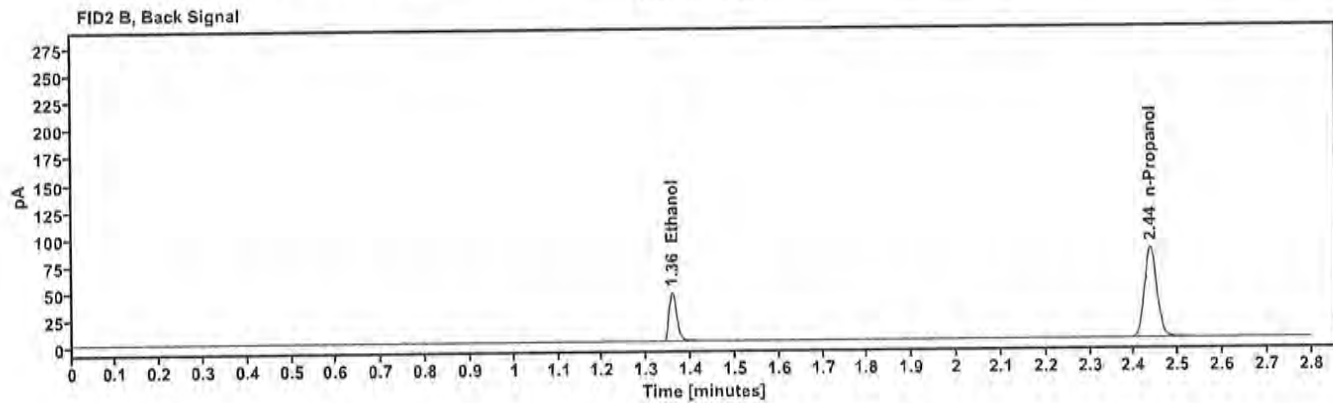
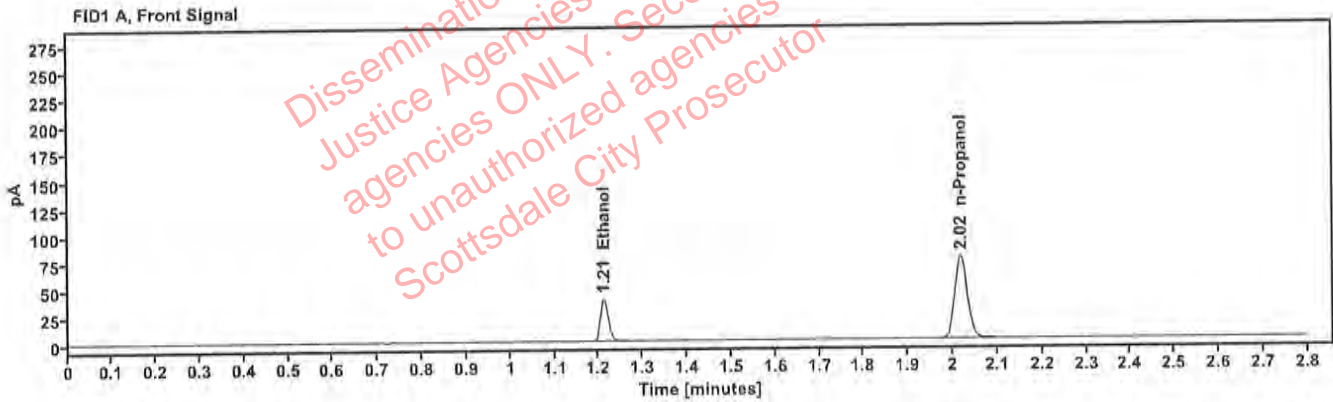


Table 1: FID 1 A (column DB-ALC1)

Compound	Amount (g/100mL)	Time (min)	Peak Area
>Ethanol	0.0815	1.212	49.210
n-Propanol	—	2.018	150.654

Table 2: FID 2 B (column DB-ALC2)

Compound	Time (min)	Peak Area
Ethanol	1.358	54.195
n-Propanol	2.437	165.231

Scottsdale Police Department Crime Lab Volatiles Analysis

Sample: 4110320133/11	Vial: 31
Description: 0.199	LIMS ID:
Method: ethanol quant.M	Sequence: 28Nov23
Instrument: US14173023 CN14160045	Injection date: 11/28/2023 1:44:35 PM
Data file: C:\Chem32\1\Data\28Nov23\31.D	Analyst: Canonico <i>FC</i>

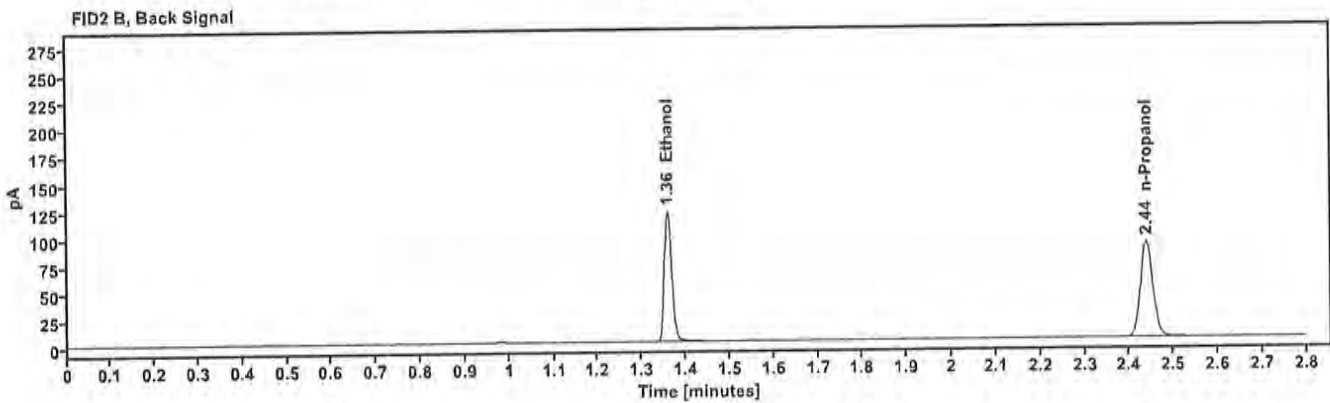
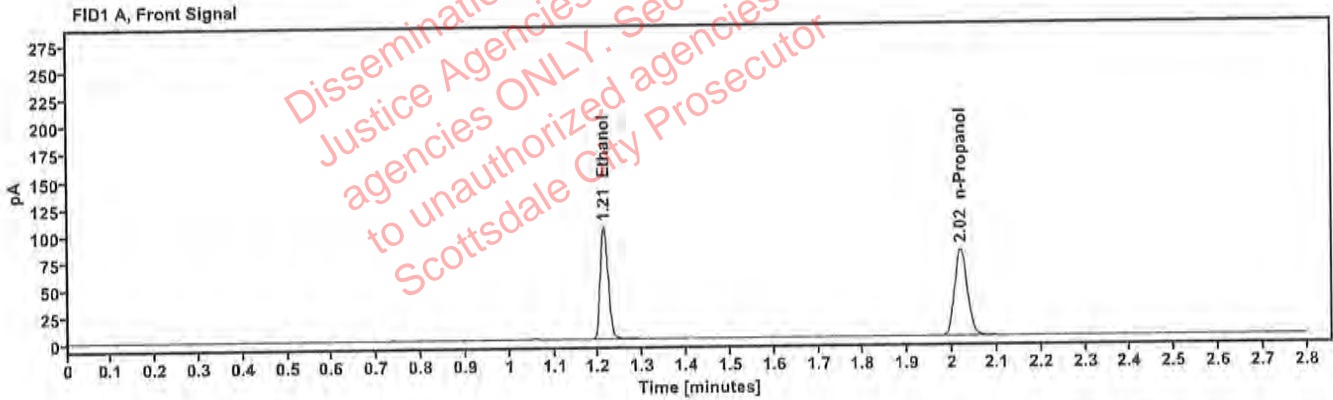


Table 1: FID 1 A (column DB-ALC1)

Compound	Amount (g/100mL)	Time (min)	Peak Area
>Ethanol	0.2042	1.212	131.095
n-Propanol	—	2.019	158.953

Table 2: FID 2 B (column DB-ALC2)

Compound	Time (min)	Peak Area
Ethanol	1.359	144.239
n-Propanol	2.439	174.273

Scottsdale Police Department Crime Lab Volatiles Analysis

Sample:	20012020-B	Vial:	42
Description:	0.080	LIMS ID:	
Method:	ethanol quant.M	Sequence:	28Nov23
Instrument:	US14173023 CN14160045	Injection date:	11/28/2023 2:28:49 PM
Data file:	C:\Chem32\1\Data\28Nov23\42.D	Analyst:	Canonico <i>EC</i>

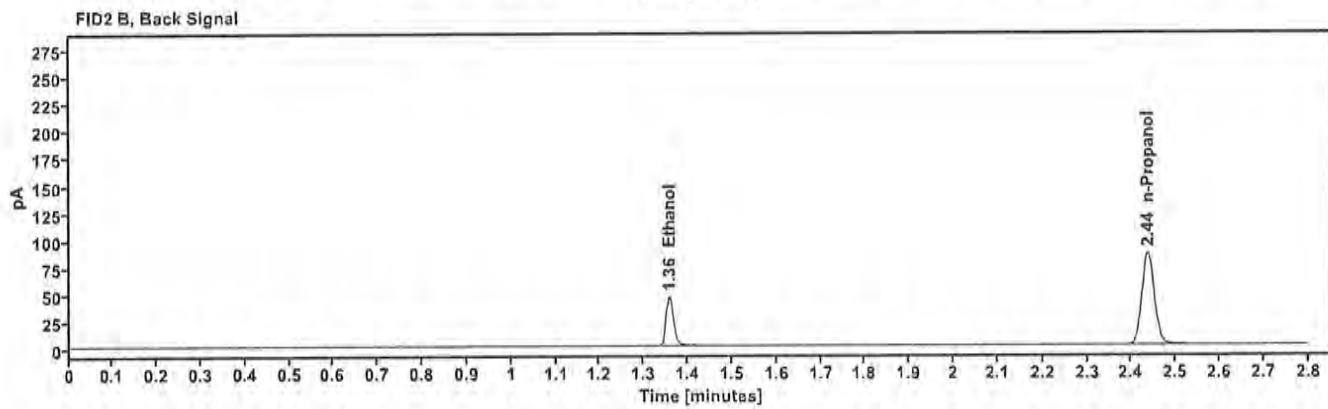
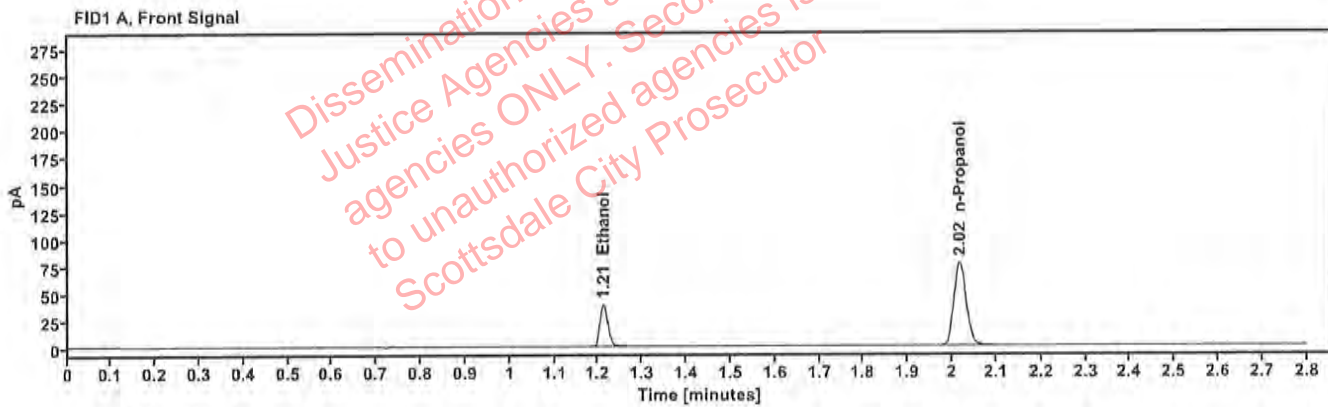


Table 1: FID 1 A (column DB-ALC1)

Compound	Amount (g/100mL)	Time (min)	Peak Area
>Ethanol	0.0807	1.211	49.361
n-Propanol	-----	2.018	152.713

Table 2: FID 2 B (column DB-ALC2)

Compound	Time (min)	Peak Area
Ethanol	1.358	54.439
n-Propanol	2.437	167.320

Scottsdale Police Department Crime Lab Volatiles Analysis

Sample:	30012020-A	Vial:	53
Description:	0.400	LIMS ID:	
Method:	ethanol quant.M	Sequence:	28Nov23
Instrument:	US14173023 CN14160045	Injection date:	11/28/2023 3:13:19 PM
Data file:	C:\Chem32\1\Data\28Nov23\53.D	Analyst:	Canonico <i>EC</i>

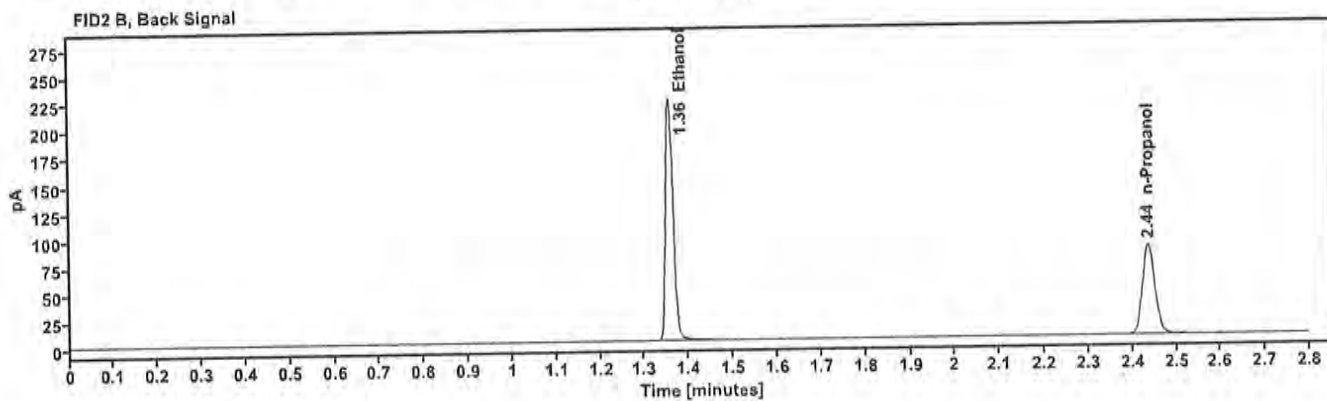
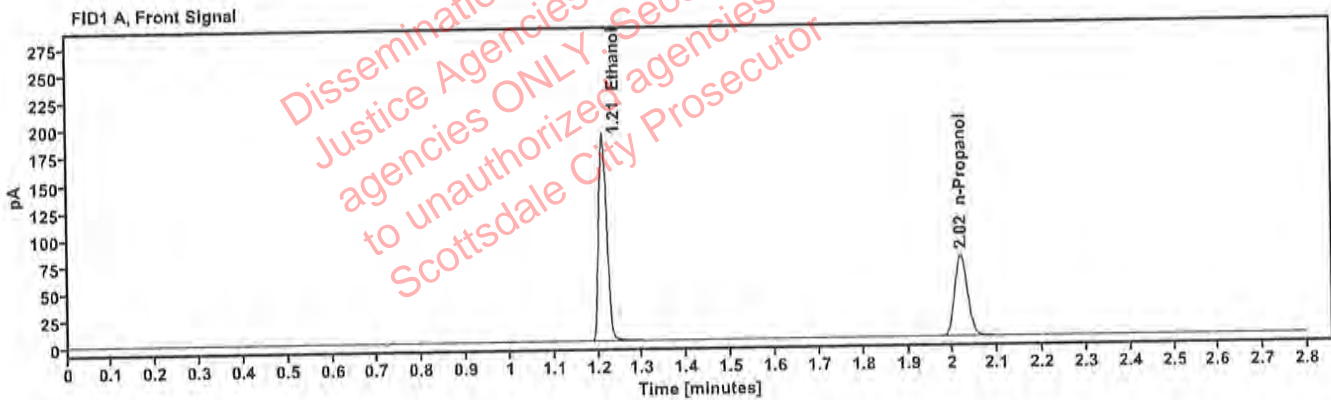


Table 1: FID 1 A (column DB-ALC1)

Compound	Amount (g/100mL)	Time (min)	Peak Area
>Ethanol	0.4037	1.210	243.148
n-Propanol	—	2.018	148.774

Table 2: FID 2 B (column DB-ALC2)

Compound	Time (min)	Peak Area
Ethanol	1.357	268.497
n-Propanol	2.437	163.264

Scottsdale Police Department Crime Lab Volatiles Analysis

Sample: 14082019-B	Vial: 54
Description: 0.040	LIMS ID:
Method: ethanol quant.M	Sequence: 28Nov23
Instrument: US14173023 CN14160045	Injection date: 11/28/2023 3:17:19 PM
Data file: C:\Chem32\1\Data\28Nov23\54.D	Analyst: Canonico <i>ec</i>

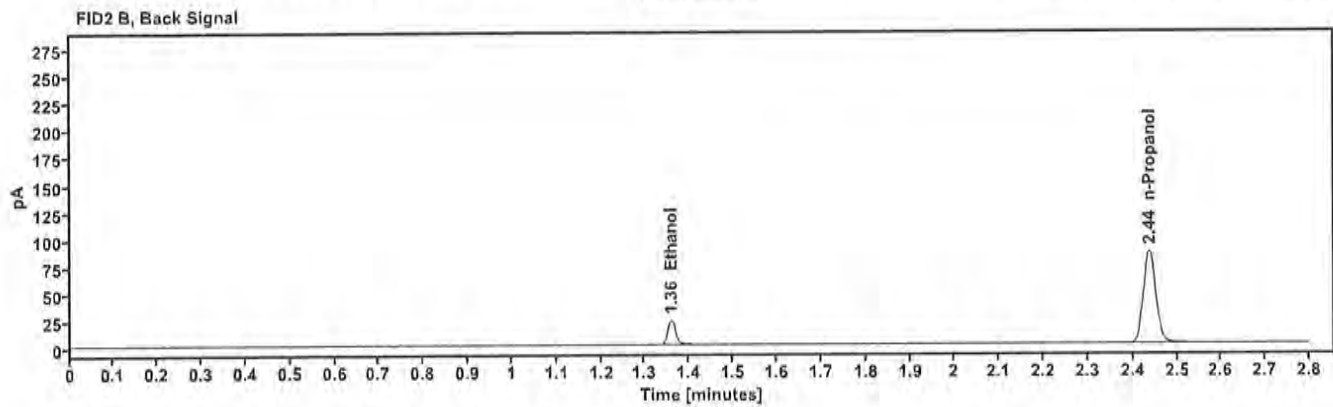
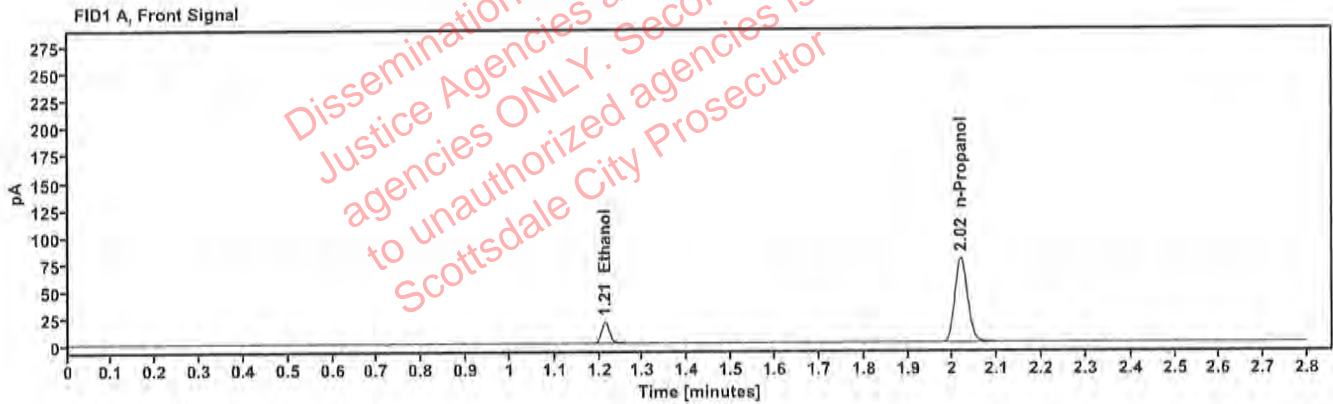


Table 1: FID 1 A (column DB-ALC1)

Compound	Amount (g/100mL)	Time (min)	Peak Area
>Ethanol	0.0412	1.213	25.113
n-Propanol	---	2.018	154.122

Table 2: FID 2 B (column DB-ALC2)

Compound	Time (min)	Peak Area
Ethanol	1.359	27.659
n-Propanol	2.438	169.014

Scottsdale Police Department Crime Lab Volatiles Analysis

Sample: 4110320133/11	Vial: 55
Description: 0.199	LIMS ID:
Method: ethanol quant.M	Sequence: 28Nov23
Instrument: US14173023 CN14160045	Injection date: 11/28/2023 3:21:34 PM
Data file: C:\Chem32\1\Data\28Nov23\55.D	Analyst: Canonico <i>ec</i>

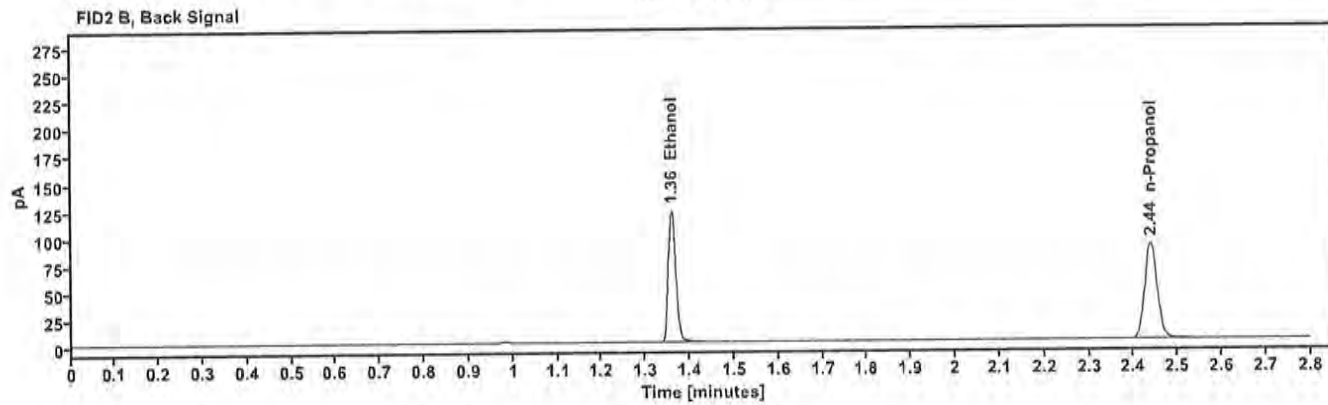
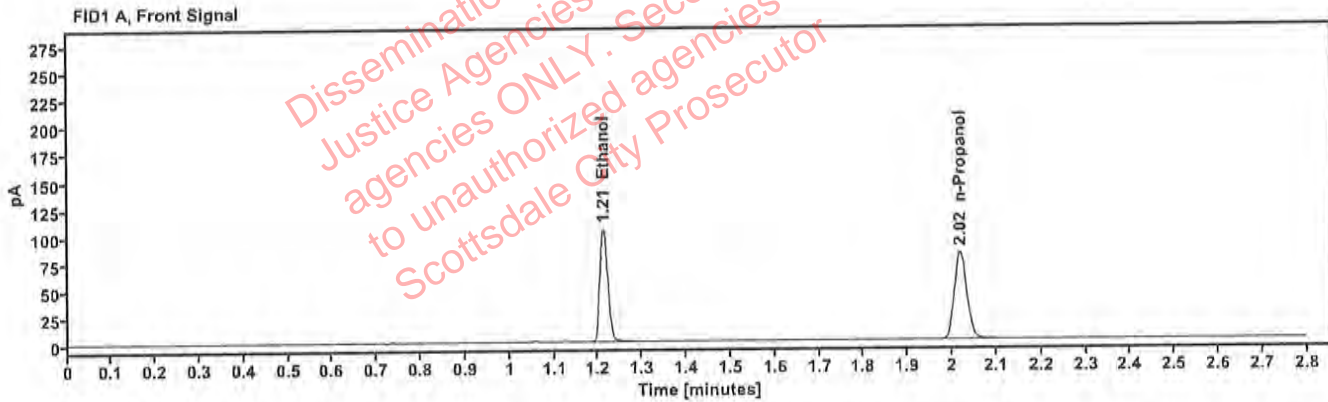


Table 1: FID 1 A (column DB-ALC1)

Compound	Amount (g/100mL)	Time (min)	Peak Area
>Ethanol	0.2048	1.212	132.578
n-Propanol	—	2.019	160.339

Table 2: FID 2 B (column DB-ALC2)

Compound	Time (min)	Peak Area
Ethanol	1.359	146.276
n-Propanol	2.439	175.676

Scottsdale Police Department Crime Lab Volatiles Analysis

Sample:	092223AQ	Vial:	56
Description:	Negative	LIMS ID:	
Method:	ethanol quant.M	Sequence:	28Nov23
Instrument:	US14173023 CN14160045	Injection date:	11/28/2023 3:25:34 PM
Data file:	C:\Chem32\1\Data\28Nov23\56.D	Analyst:	Canonico <i>EC</i>

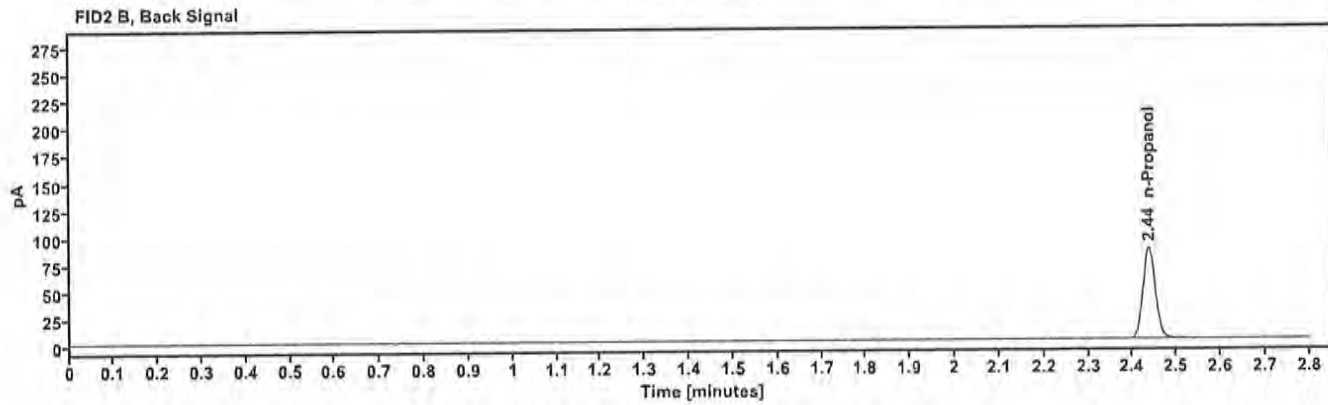
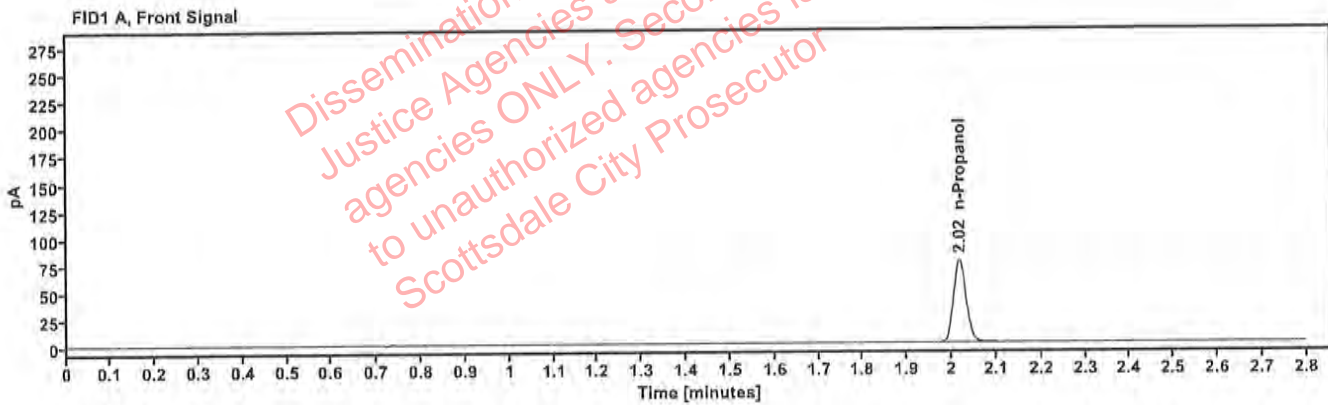


Table 1: FID 1 A (column DB-ALC1)

Compound	Amount (g/100mL)	Time (min)	Peak Area
n-Propanol	---	2.018	151.637

Table 2: FID 2 B (column DB-ALC2)

Compound	Time (min)	Peak Area
n-Propanol	2.437	166.247

Sequence Summary

Sequence name: 28Nov23 Instrument: US14173023 CN14160045 Analyst: Canonico *ec*

Vial	Sample	Description	Type	LIMS ID	Method
1	FN03122113	0.020 calibrator	Calibration		ethanol quant.M
2	FN11172002	0.100 calibrator	Calibration		ethanol quant.M
3	FN03132302	0.200 calibrator	Calibration		ethanol quant.M
4	FN03052102	0.400 calibrator	Calibration		ethanol quant.M
5	011823WB	Negative	Control		ethanol quant.M
6	050721MIX	Volatiles mix	Control		ethanol quant.M
7	30012020-A	0.400	Control		ethanol quant.M
8	14082019-B	0.040	Control		ethanol quant.M
9	4110320133/11	0.199	Control		ethanol quant.M
10	2313878-1				ethanol quant.M
11	2313878-1				ethanol quant.M
12	415-1J.L.				ethanol quant.M
13	415-1J.L.				ethanol quant.M
14	347-01T.W.				ethanol quant.M
15	347-01T.W.				ethanol quant.M
16	409-01C.R.				ethanol quant.M
17	409-01C.R.				ethanol quant.M
18	334-01A.R.				ethanol quant.M
19	334-01A.R.				ethanol quant.M
20	20012020-B	0.080	Control		ethanol quant.M
21	327-01E.A.				ethanol quant.M
22	327-01E.A.				ethanol quant.M
23	425-01J.C.				ethanol quant.M
24	425-01J.C.				ethanol quant.M
25	409-01S.R.				ethanol quant.M
26	409-01S.R.				ethanol quant.M
27	176-01R.A.				ethanol quant.M
28	176-01R.A.				ethanol quant.M
29	422-01C.M.				ethanol quant.M
30	422-01C.M.				ethanol quant.M
31	4110320133/11	0.199	Control		ethanol quant.M
32	409-01J.B.				ethanol quant.M
33	409-01J.B.				ethanol quant.M
34	2323260-3				ethanol quant.M
35	2323260-3				ethanol quant.M
36	2323328-1				ethanol quant.M
37	2323328-1				ethanol quant.M
38	2322768-1				ethanol quant.M
39	2322768-1				ethanol quant.M
40	2323745-2				ethanol quant.M
41	2323745-2				ethanol quant.M
42	20012020-B	0.080	Control		ethanol quant.M
43	2323262-1				ethanol quant.M
44	2323262-1				ethanol quant.M
45	2323875-1				ethanol quant.M
46	2323875-1				ethanol quant.M
47	2322996-2				ethanol quant.M

Dissemination is restricted to Criminal Justice Agencies and authorized agencies ONLY. Secondary dissemination to unauthorized agencies is PROHIBITED. Scottsdale City Prosecutor

Sequence Summary

82

48	2322996-2				ethanol quant.M
49	2324062-1				ethanol quant.M
50	2324062-1				ethanol quant.M
51	2323941-1				ethanol quant.M
52	2323941-1				ethanol quant.M
53	30012020-A	0.400	Control		ethanol quant.M
54	14082019-B	0.040	Control		ethanol quant.M
55	4110320133/11	0.199	Control		ethanol quant.M
56	092223AQ	Negative	Control		ethanol quant.M

Dissemination is restricted to Criminal
 Justice Agencies and authorized NON-C.J.
 agencies ONLY. Secondary dissemination
 to unauthorized agencies is PROHIBITED.
 Scottsdale City Prosecutor

Scottsdale Police Department Crime Laboratory Summary of Cases

SEQUENCE NAME: 28Nov23

ANALYST: Canonico 82

Vials	Test 1 (g/dL)	Test 2 (g/dL)	Mean (g/dL)	Percent Difference*	Absolute Difference (g/dL)*
10 11	0.1219	0.1213	0.12160	0.25	0.00030
12 13	0.1185	0.1190	0.11875	0.21	0.00025
14 15	0.1731	0.1726	0.17285	0.14	0.00025
16 17	0.0093	0.0091	0.00920	1.09	0.00010
18 19	0.1688	0.1693	0.16905	0.15	0.00025
21 22	0.2972	0.2979	0.29755	0.12	0.00035
23 24	0.1722	0.1715	0.17185	0.20	0.00035
25 26	0.0000	0.0000	0.00000	0.00	0.00000
27 28	0.1946	0.1949	0.19475	0.08	0.00015
29 30	0.0714	0.0709	0.07115	0.35	0.00025
32 33	0.1327	0.1320	0.13235	0.26	0.00035
34 35	0.1406	0.1392	0.13990	0.50	0.00070
36 37	0.1750	0.1742	0.17460	0.23	0.00040
38 39	0.1620	0.1604	0.16120	0.50	0.00080
40 41	0.2819	0.2819	0.28190	0.00	0.00000
43 44	0.1137	0.1137	0.11370	0.00	0.00000
45 46	0.1770	0.1788	0.17790	0.51	0.00090
47 48	0.2219	0.2236	0.22275	0.38	0.00085
49 50	0.1653	0.1655	0.16540	0.06	0.00010
51 52	0.1843	0.1827	0.18350	0.44	0.00080

*Calculated differences are differences from the mean of the two results.

Scottsdale Forensic Lab

Blood Alcohol Pipetting Log

ANALYST: Canonico *cc*

SEQUENCE: 28Nov23

Instrument Position	Headspace Vial 1	Headspace Vial 2	Blood Tube	Barcode Match
Vials 10 and 11	2313878-1	2313878-1	2313878-1	Yes
Vials 12 and 13	415-1J.L.	415-1J.L.	415-1J.L.	Yes
Vials 14 and 15	347-01T.W.	347-01T.W.	347-01T.W.	Yes
Vials 16 and 17	409-01C.R.	409-01C.R.	409-01C.R.	Yes
Vials 18 and 19	334-01A.R.	334-01A.R.	334-01A.R.	Yes
Vials 21 and 22	327-01E.A.	327-01E.A.	327-01E.A.	Yes
Vials 23 and 24	425-01J.C.	425-01J.C.	425-01J.C.	Yes
Vials 25 and 26	409-01S.R.	409-01S.R.	409-01S.R.	Yes
Vials 27 and 28	176-01R.A.	176-01R.A.	176-01R.A.	Yes
Vials 29 and 30	422-01C.M.	422-01C.M.	422-01C.M.	Yes
Vials 32 and 33	409-01J.B.	409-01J.B.	409-01J.B.	Yes
Vials 34 and 35	2323260-3	2323260-3	2323260-3	Yes
Vials 36 and 37	2323328-1	2323328-1	2323328-1	Yes
Vials 38 and 39	2322768-1	2322768-1	2322768-1	Yes
Vials 40 and 41	2323745-2	2323745-2	2323745-2	Yes
Vials 43 and 44	2323262-1	2323262-1	2323262-1	Yes
Vials 45 and 46	2323875-1	2323875-1	2323875-1	Yes
Vials 47 and 48	2322996-2	2322996-2	2322996-2	Yes
Vials 49 and 50	2324062-1	2324062-1	2324062-1	Yes
Vials 51 and 52	2323941-1	2323941-1	2323941-1	Yes

Scottsdale Police Department Crime Lab Volatiles Analysis

Sample:	2313878-1	Vial:	10
Description:	[REDACTED]	LIMS ID:	[REDACTED]
Method:	ethanol quant.M	Sequence:	28Nov23
Instrument:	US14173023 CN14160045	Injection date:	11/28/2023 12:19:34 PM
Data file:	C:\Chem32\1\Data\28Nov23\10.D	Analyst:	Canonico

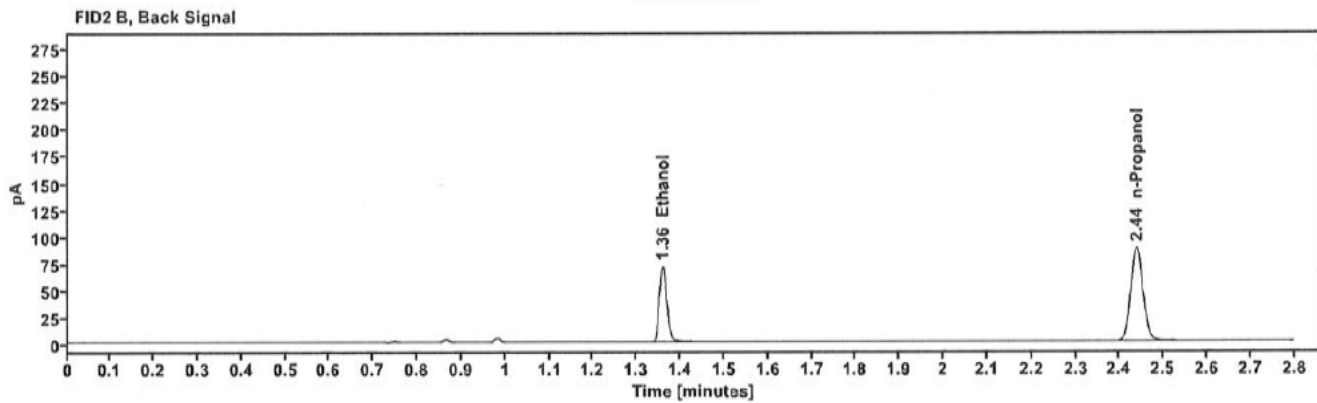
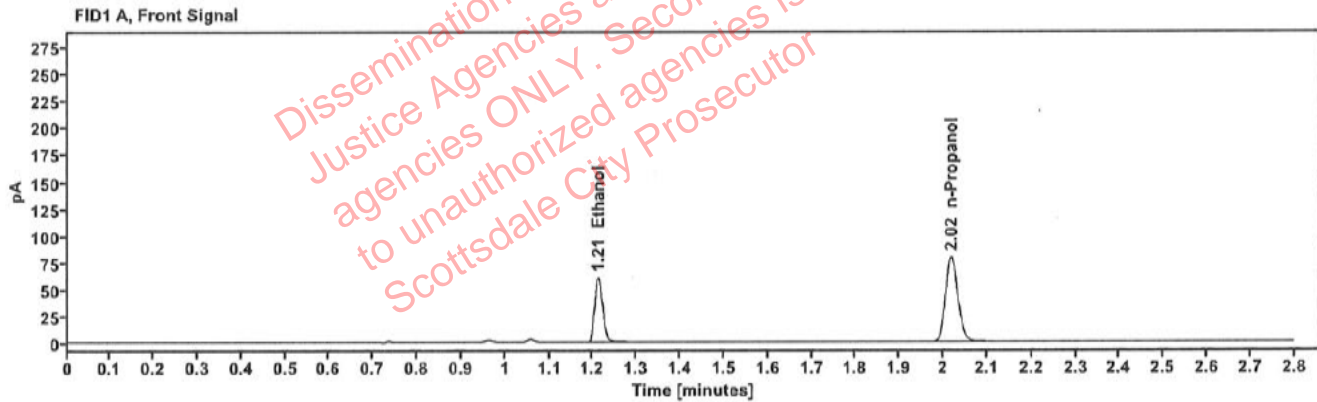


Table 1: FID 1 A (column DB-ALC1)

Compound	Amount (g/100mL)	Time (min)	Peak Area
>Ethanol	0.1219	1.212	77.055
n-Propanol	-----	2.019	157.059

Table 2: FID 2 B (column DB-ALC2)

Compound	Time (min)	Peak Area
Ethanol	1.359	84.649
n-Propanol	2.439	172.274

Scottsdale Police Department Crime Lab Volatiles Analysis

Sample:	2313878-1	Vial:	11
Description:	[REDACTED]	LIMS ID:	[REDACTED]
Method:	ethanol quant.M	Sequence:	28Nov23
Instrument:	US14173023 CN14160045	Injection date:	11/28/2023 12:23:34 PM
Data file:	C:\Chem32\1\Data\28Nov23\11.D	Analyst:	Canonico

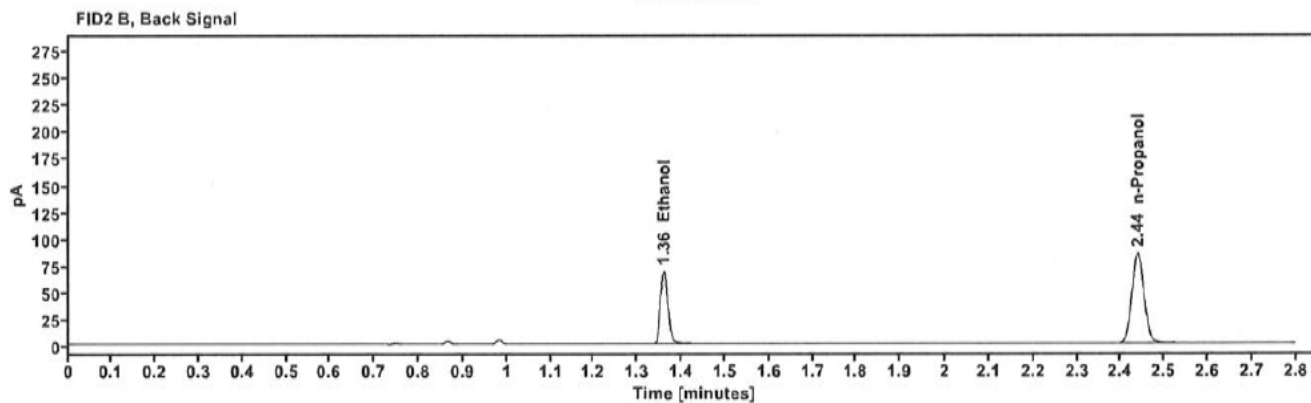
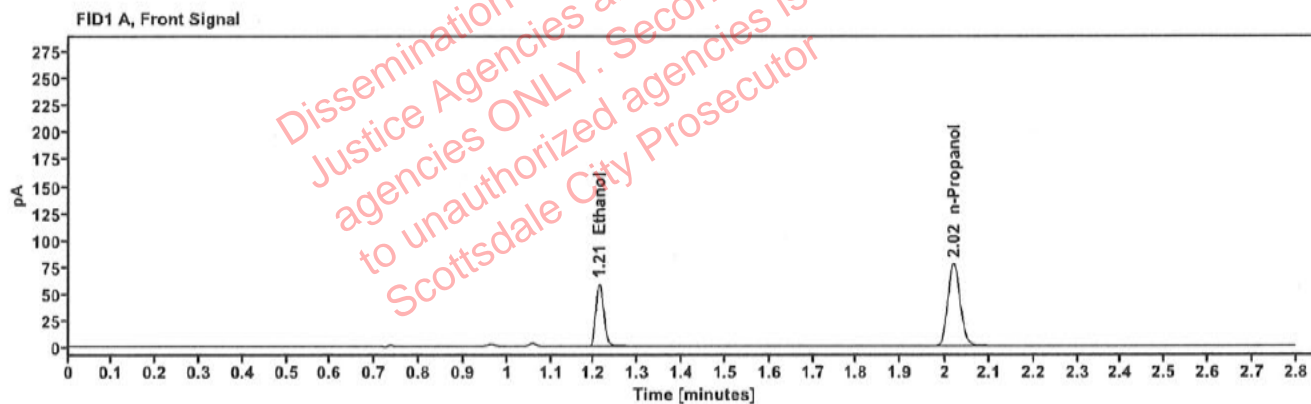


Table 1: FID 1 A (column DB-ALC1)

Compound	Amount (g/100mL)	Time (min)	Peak Area
>Ethanol	0.1213	1.212	74.649
n-Propanol	-----	2.019	152.907

Table 2: FID 2 B (column DB-ALC2)

Compound	Time (min)	Peak Area
Ethanol	1.359	82.018
n-Propanol	2.439	167.776

Scottsdale Police Department Crime Lab Volatiles Analysis

Sample:	415-1J.L.	Vial:	12
Description:	[REDACTED]	LIMS ID:	[REDACTED]
Method:	ethanol quant.m	Sequence:	28Nov23
Instrument:	US14173023 CN14160045	Injection date:	11/28/2023 12:27:35 PM
Data file:	C:\Chem32\1\Data\28Nov23\12.D	Analyst:	Canonico

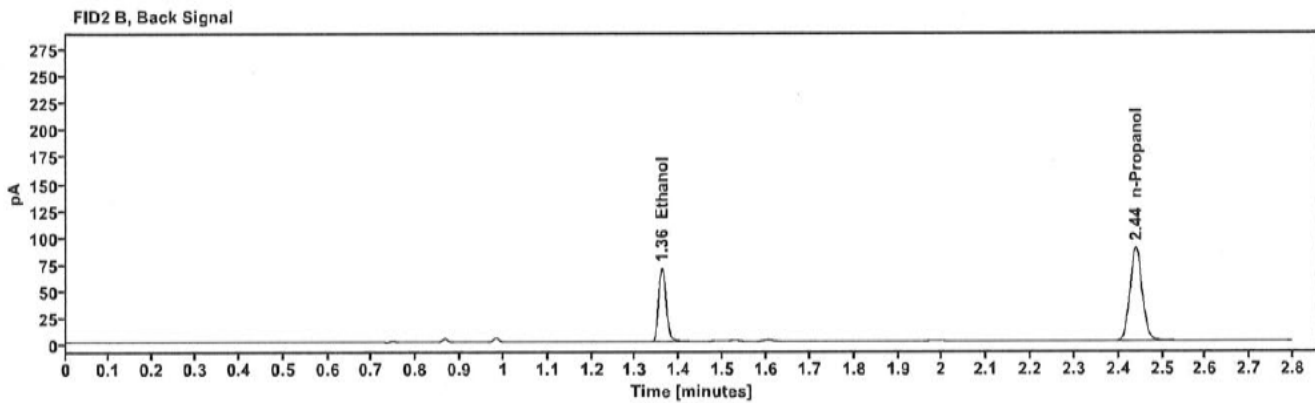
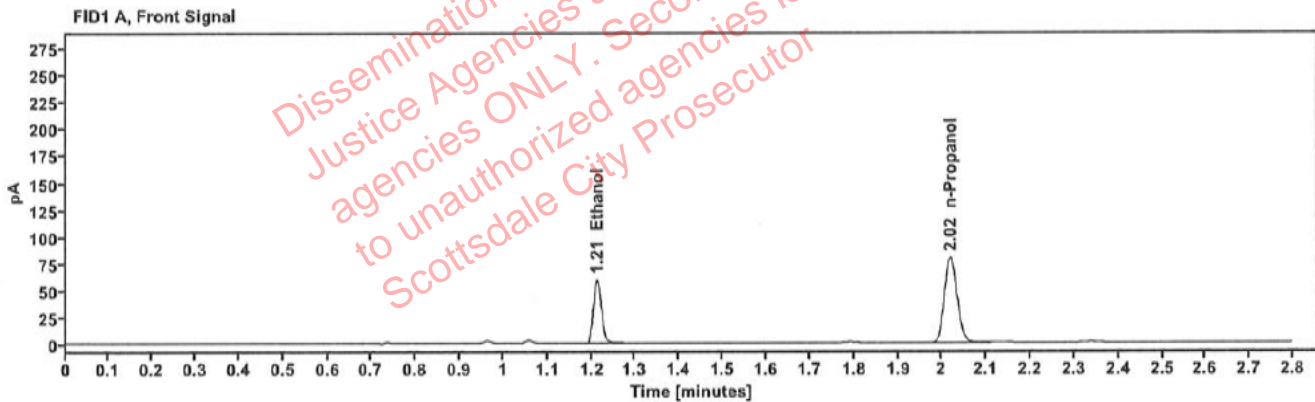


Table 1: FID 1 A (column DB-ALC1)

Compound	Amount (g/100mL)	Time (min)	Peak Area
>Ethanol	0.1185	1.212	75.704
n-Propanol	-----	2.019	158.805

Table 2: FID 2 B (column DB-ALC2)

Compound	Time (min)	Peak Area
Ethanol	1.360	83.496
n-Propanol	2.439	173.745

Scottsdale Police Department Crime Lab Volatiles Analysis

Sample:	415-1J.L.	Vial:	13
Description:	[REDACTED]	LIMS ID:	[REDACTED]
Method:	ethanol quant.M	Sequence:	28Nov23
Instrument:	US14173023 CN14160045	Injection date:	11/28/2023 12:31:49 PM
Data file:	C:\Chem32\1\Data\28Nov23\13.D	Analyst:	Canonico

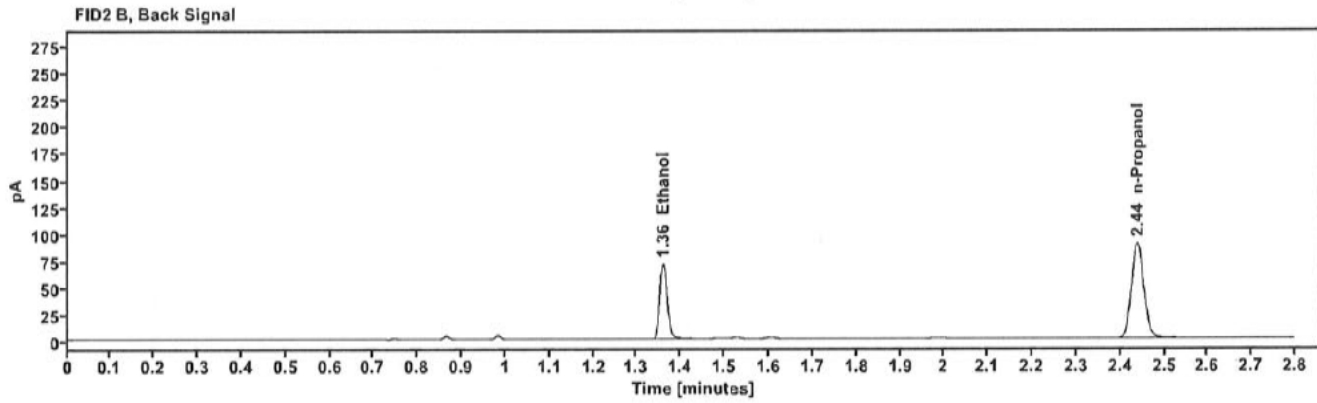
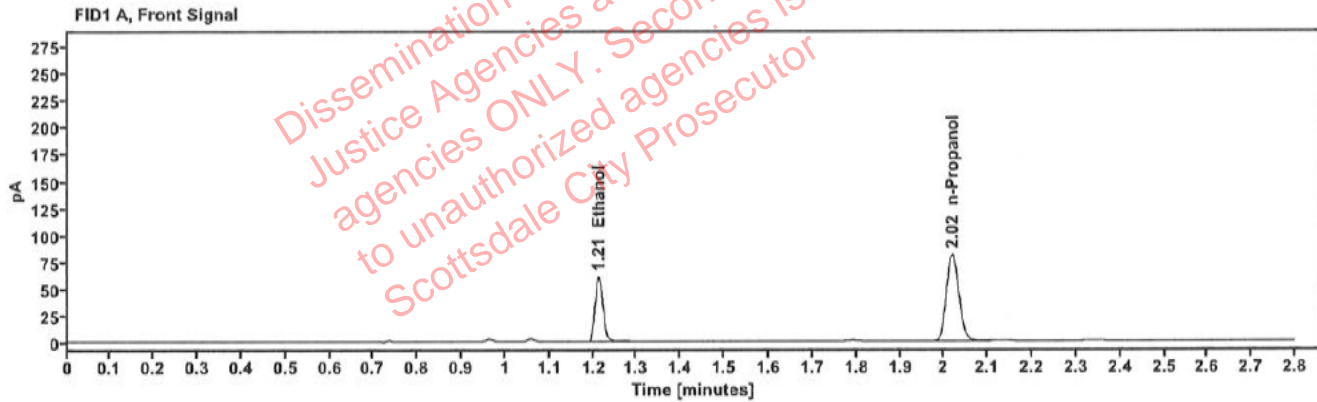


Table 1: FID 1 A (column DB-ALC1)

Compound	Amount (g/100mL)	Time (min)	Peak Area
>Ethanol	0.1190	1.212	77.246
n-Propanol	-----	2.019	161.352

Table 2: FID 2 B (column DB-ALC2)

Compound	Time (min)	Peak Area
Ethanol	1.360	85.212
n-Propanol	2.439	176.494

Scottsdale Police Department Crime Lab Volatiles Analysis

Sample:	347-01T.W.	Vial:	14
Description:	[REDACTED]	LIMS ID:	[REDACTED]
Method:	ethanol quant.M	Sequence:	28Nov23
Instrument:	US14173023 CN14160045	Injection date:	11/28/2023 12:35:50 PM
Data file:	C:\Chem32\1\Data\28Nov23\14.D	Analyst:	Canonico

Dissemination is restricted to Criminal Justice Agencies and authorized agencies ONLY. Secondary dissemination to unauthorized agencies is PROHIBITED. Scottsdale City Prosecutor

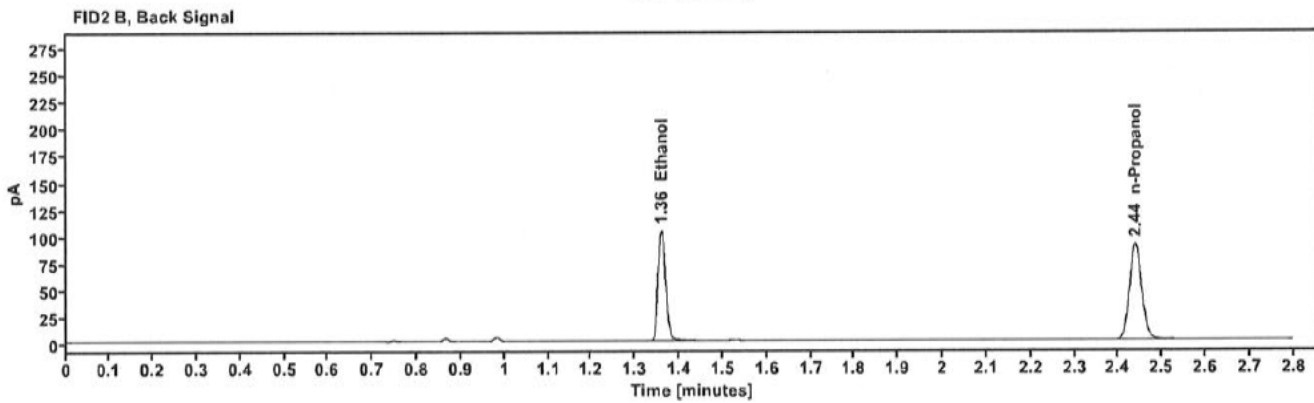
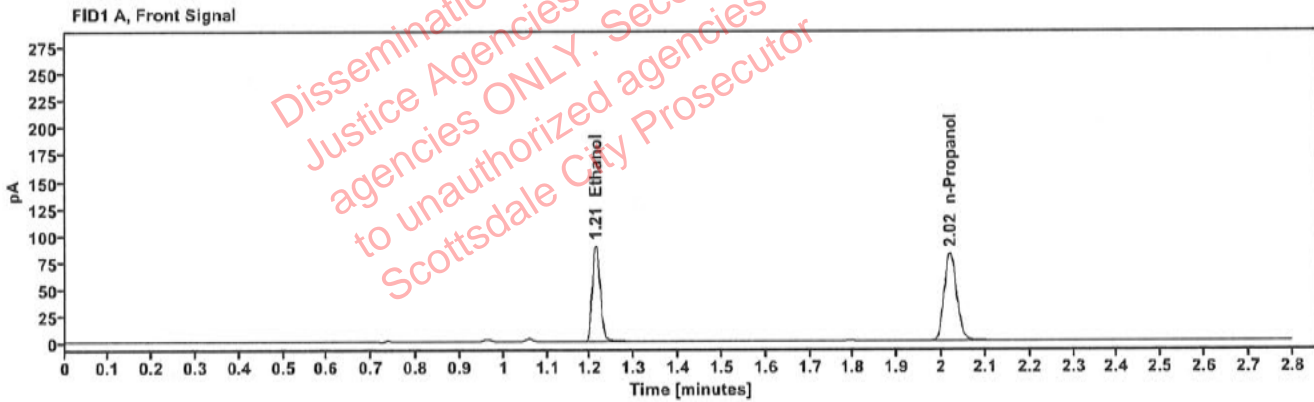


Table 1: FID 1 A (column DB-ALC1)

Compound	Amount (g/100mL)	Time (min)	Peak Area
>Ethanol	0.1731	1.212	113.262
n-Propanol	-----	2.019	162.170

Table 2: FID 2 B (column DB-ALC2)

Compound	Time (min)	Peak Area
Ethanol	1.359	124.841
n-Propanol	2.439	177.949

Scottsdale Police Department Crime Lab Volatiles Analysis

Sample:	347-01T.W.	Vial:	15
Description:	[REDACTED]	LIMS ID:	[REDACTED]
Method:	ethanol quant.M	Sequence:	28Nov23
Instrument:	US14173023 CN14160045	Injection date:	11/28/2023 12:39:49 PM
Data file:	C:\Chem32\1\Data\28Nov23\15.D	Analyst:	Canonico

Dissemination is restricted to Criminal Justice Agencies and authorized agencies ONLY. Secondary dissemination to unauthorized agencies is PROHIBITED. Scottsdale City Prosecutor

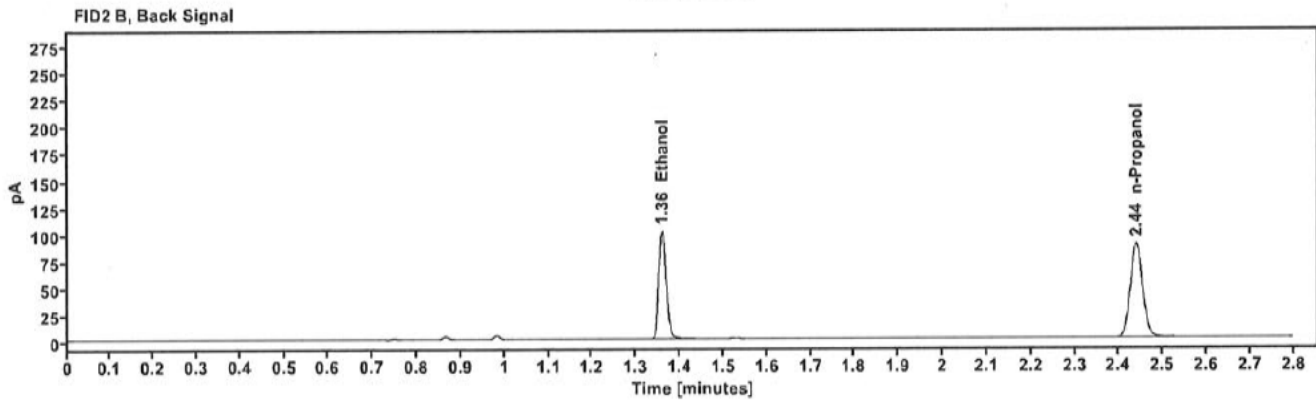
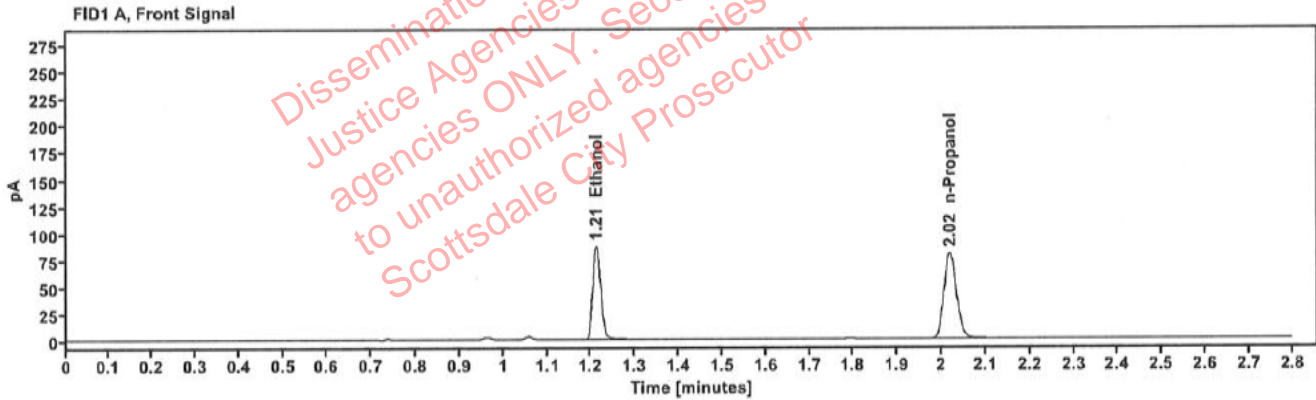


Table 1: FID 1 A (column DB-ALC1)

Compound	Amount (g/100mL)	Time (min)	Peak Area
>Ethanol	0.1726	1.212	110.485
n-Propanol	-----	2.019	158.631

Table 2: FID 2 B (column DB-ALC2)

Compound	Time (min)	Peak Area
Ethanol	1.359	121.711
n-Propanol	2.439	174.237

Scottsdale Police Department Crime Lab Volatiles Analysis

Sample:	409-01C.R.	Vial:	16
Description:	[redacted]	LIMS ID:	[redacted]
Method:	ethanol quant.M	Sequence:	28Nov23
Instrument:	US14173023 CN14160045	Injection date:	11/28/2023 12:43:49 PM
Data file:	C:\Chem32\1\Data\28Nov23\16.D	Analyst:	Canonico

Dissemination is restricted to Criminal Justice Agencies and authorized N.J. State Police agencies ONLY. Secondary dissemination to unauthorized agencies is PROHIBITED. Scottsdale City Prosecutor

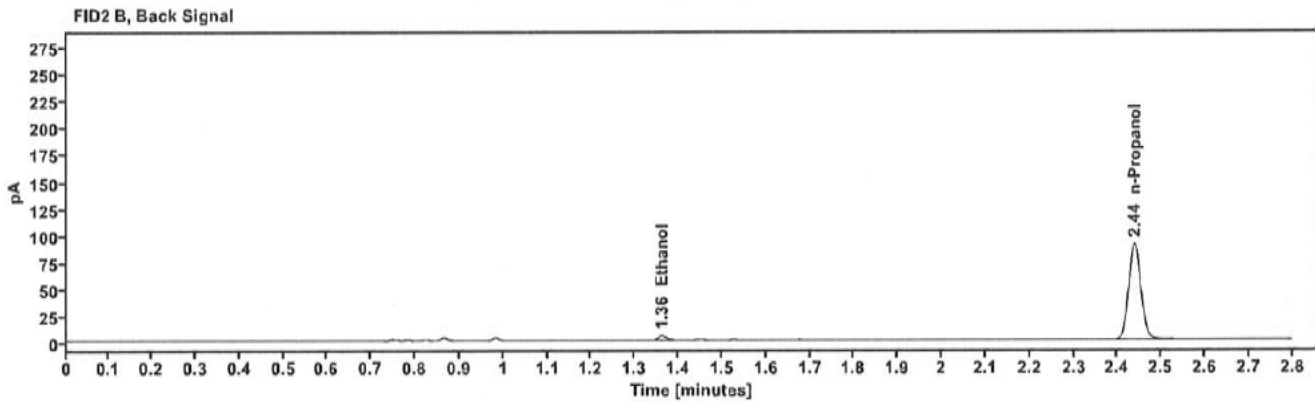
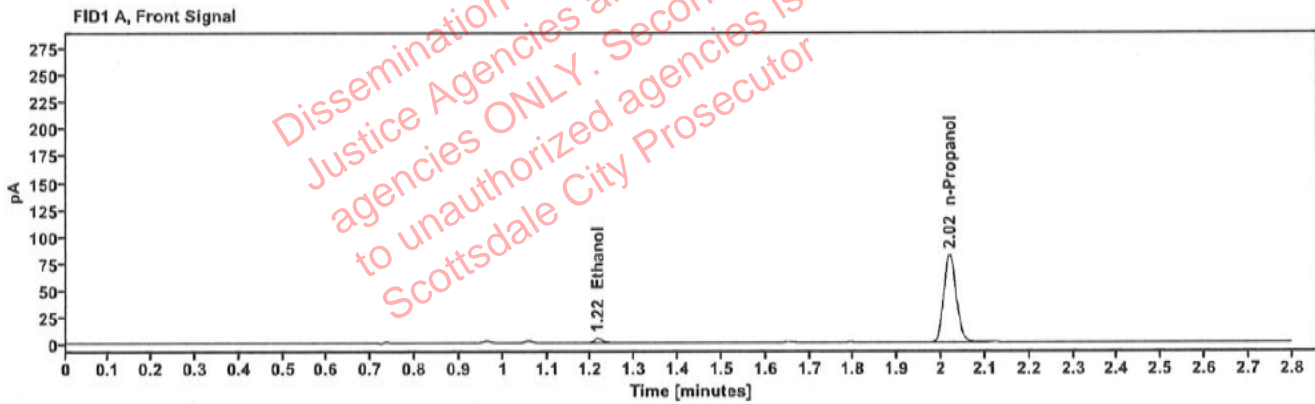


Table 1: FID 1 A (column DB-ALC1)

Compound	Amount (g/100mL)	Time (min)	Peak Area
>Ethanol	0.0093	1.215	5.417
n-Propanol	-----	2.019	162.235

Table 2: FID 2 B (column DB-ALC2)

Compound	Time (min)	Peak Area
Ethanol	1.362	5.996
n-Propanol	2.439	177.873

Scottsdale Police Department Crime Lab Volatiles Analysis

Sample:	409-01C.R.	Vial:	17
Description:	[REDACTED]	LIMS ID:	[REDACTED]
Method:	ethanol quant.M	Sequence:	28Nov23
Instrument:	US14173023 CN14160045	Injection date:	11/28/2023 12:47:49 PM
Data file:	C:\Chem32\1\Data\28Nov23\17.D	Analyst:	Canonico

Dissemination is restricted to Criminal Justice Agencies and authorized MOJ/CJ agencies ONLY. Secondary dissemination to unauthorized agencies is PROHIBITED. Scottsdale City Prosecutor

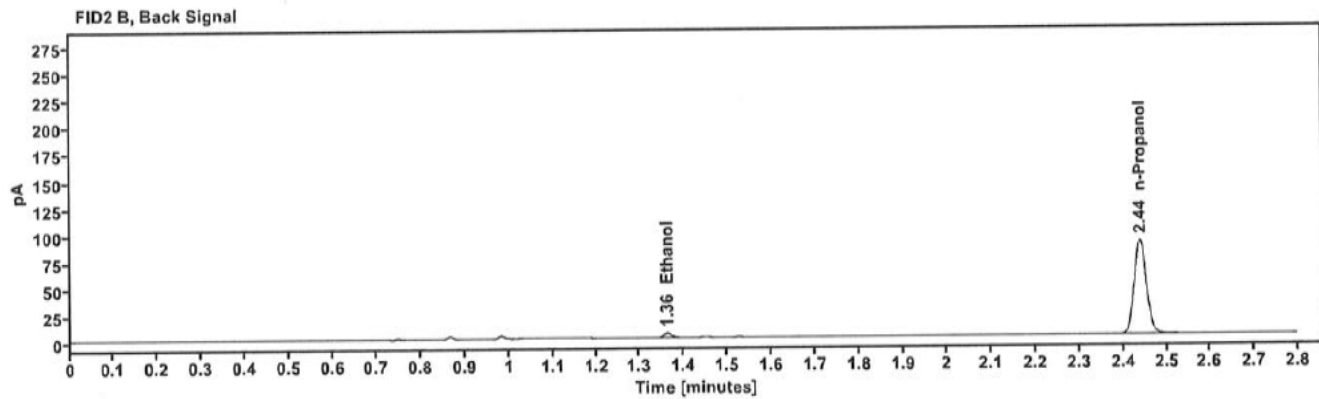
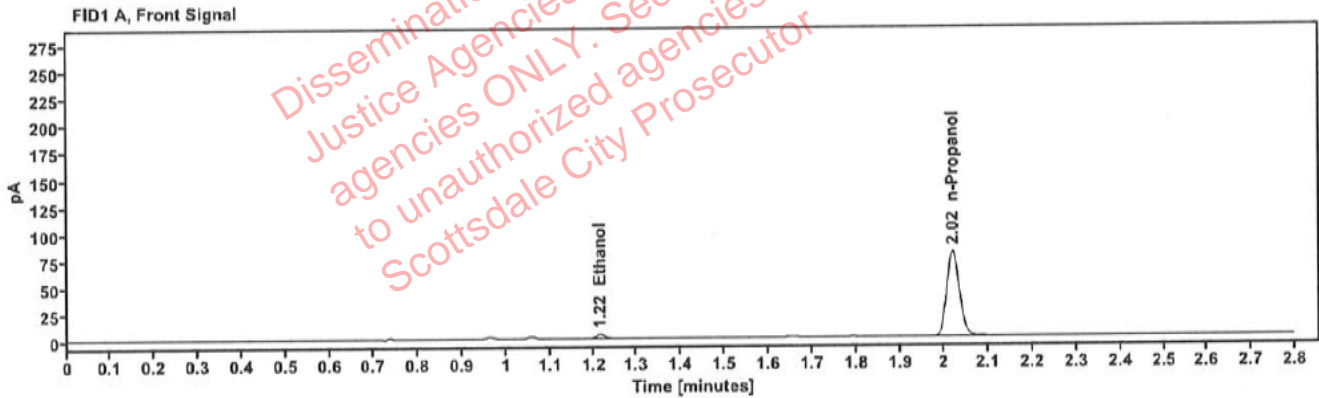


Table 1: FID 1 A (column DB-ALC1)

Compound	Amount (g/100mL)	Time (min)	Peak Area
>Ethanol	0.0091	1.215	5.202
n-Propanol	-----	2.019	158.409

Table 2: FID 2 B (column DB-ALC2)

Compound	Time (min)	Peak Area
Ethanol	1.362	5.681
n-Propanol	2.439	173.862

Scottsdale Police Department Crime Lab Volatiles Analysis

Sample:	334-01A.R.	Vial:	18
Description:	[REDACTED]	LIMS ID:	[REDACTED]
Method:	ethanol quant.M	Sequence:	28Nov23
Instrument:	US14173023 CN14160045	Injection date:	11/28/2023 12:51:49 PM
Data file:	C:\Chem32\1\Data\28Nov23\18.D	Analyst:	Canonico

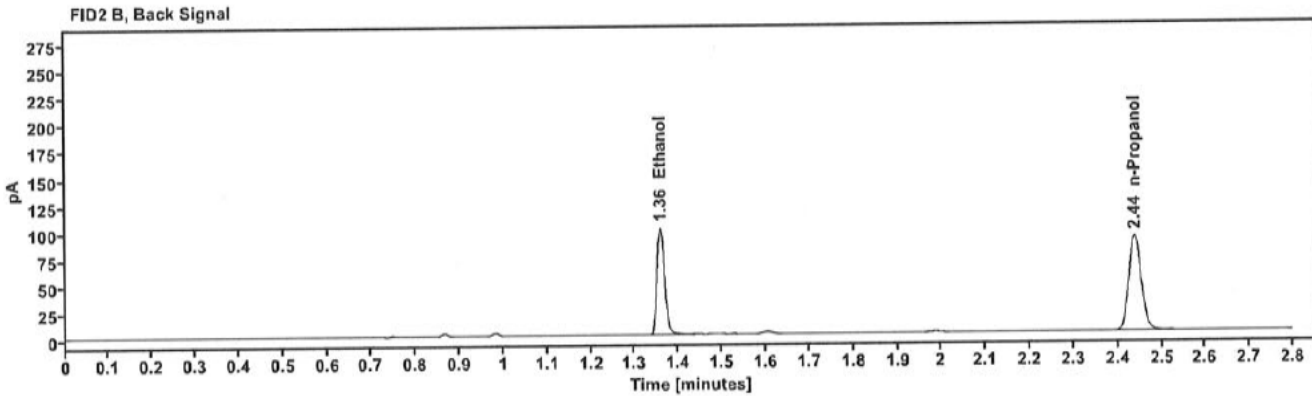
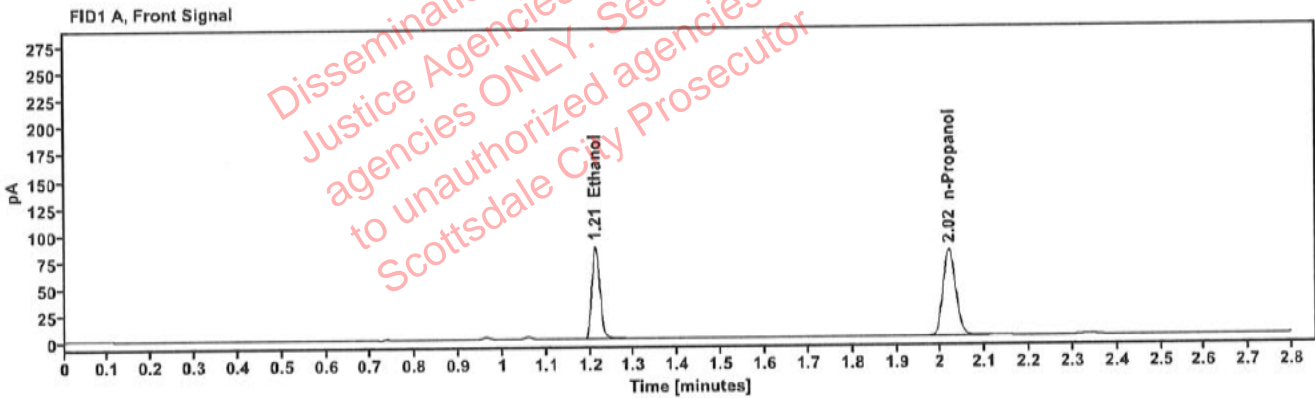


Table 1: FID 1 A (column DB-ALC1)

Compound	Amount (g/100mL)	Time (min)	Peak Area
>Ethanol	0.1688	1.212	109.216
n-Propanol	-----	2.019	160.424

Table 2: FID 2 B (column DB-ALC2)

Compound	Time (min)	Peak Area
Ethanol	1.359	120.665
n-Propanol	2.439	175.581

Scottsdale Police Department Crime Lab Volatiles Analysis

Sample:	334-01A.R.	Vial:	19
Description:	[REDACTED]	LIMS ID:	[REDACTED]
Method:	ethanol quant.M	Sequence:	28Nov23
Instrument:	US14173023 CN14160045	Injection date:	11/28/2023 12:56:04 PM
Data file:	C:\Chem32\1\Data\28Nov23\19.D	Analyst:	Canonico

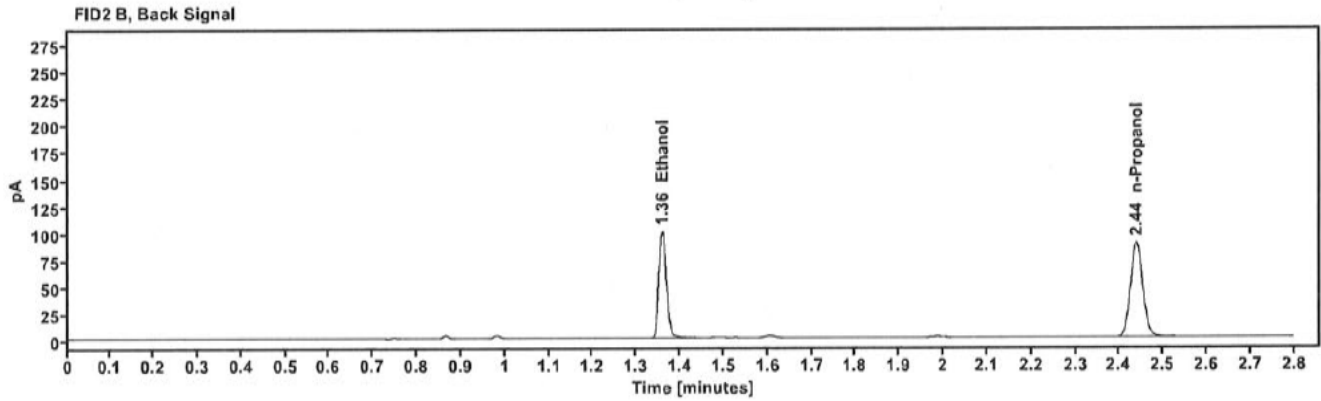
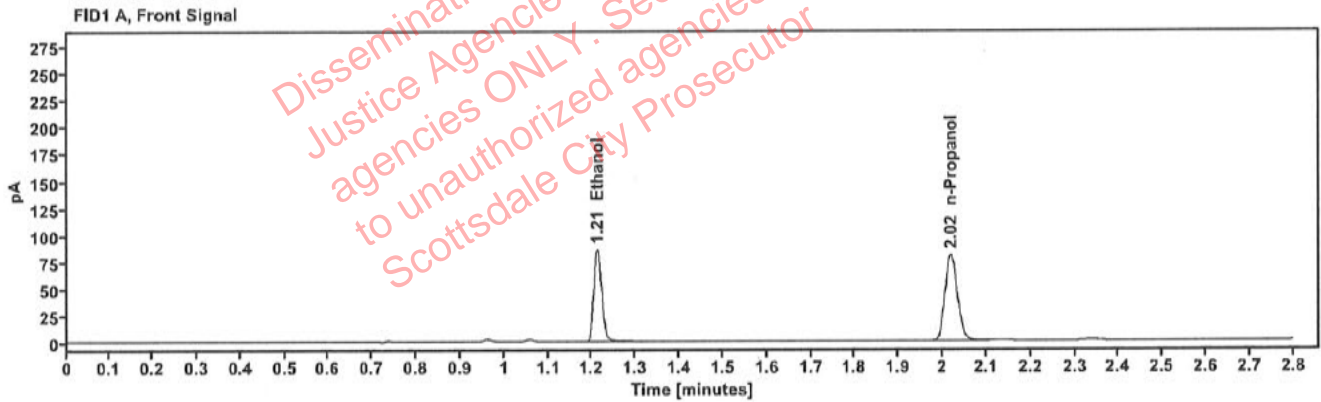


Table 1: FID 1 A (column DB-ALC1)

Compound	Amount (g/100mL)	Time (min)	Peak Area
>Ethanol	0.1693	1.212	109.267
n-Propanol	-----	2.019	159.951

Table 2: FID 2 B (column DB-ALC2)

Compound	Time (min)	Peak Area
Ethanol	1.359	120.290
n-Propanol	2.439	174.977

Scottsdale Police Department Crime Lab Volatiles Analysis

Sample:	327-01E.A.	Vial:	21
Description:	[REDACTED]	LIMS ID:	[REDACTED]
Method:	ethanol quant.M	Sequence:	28Nov23
Instrument:	US14173023 CN14160045	Injection date:	11/28/2023 1:04:04 PM
Data file:	C:\Chem32\1\Data\28Nov23\21.D	Analyst:	Canonico

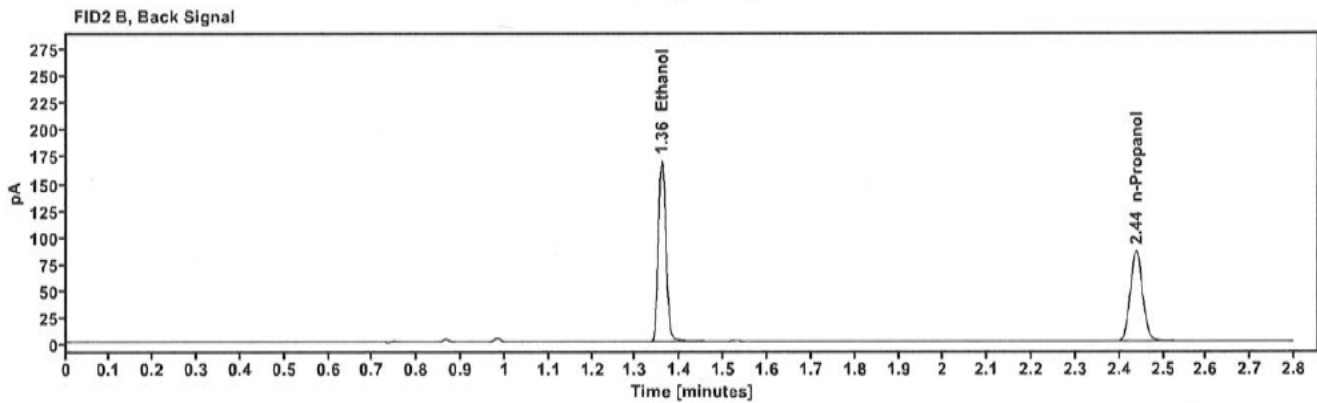
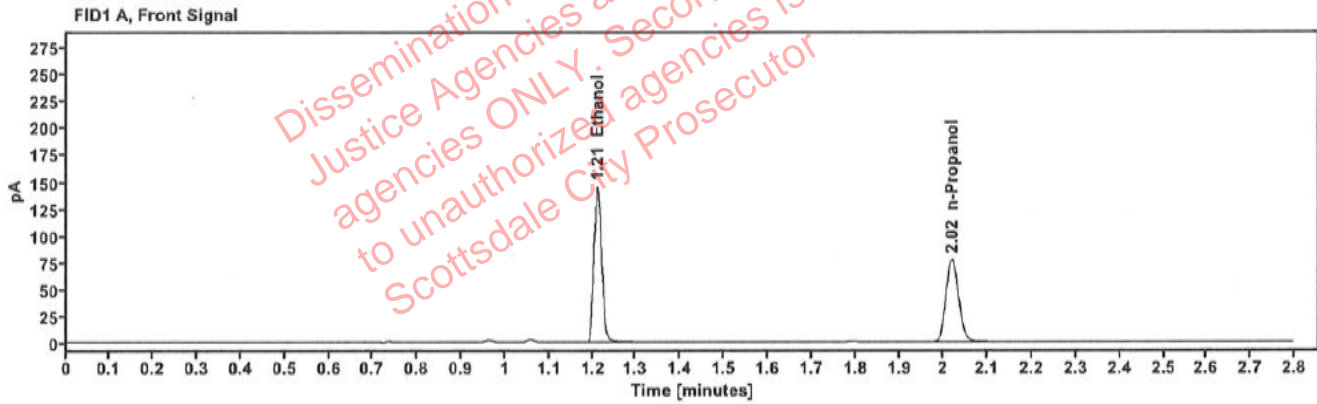


Table 1: FID 1 A (column DB-ALC1)

Compound	Amount (g/100mL)	Time (min)	Peak Area
>Ethanol	0.2972	1.211	184.173
n-Propanol	-----	2.019	153.189

Table 2: FID 2 B (column DB-ALC2)

Compound	Time (min)	Peak Area
Ethanol	1.359	203.182
n-Propanol	2.438	168.006

Scottsdale Police Department Crime Lab Volatiles Analysis

Sample:	327-01E.A.	Vial:	22
Description:	[REDACTED]	LIMS ID:	[REDACTED]
Method:	ethanol quant.M	Sequence:	28Nov23
Instrument:	US14173023 CN14160045	Injection date:	11/28/2023 1:08:04 PM
Data file:	C:\Chem32\1\Data\28Nov23\22.D	Analyst:	Canonico

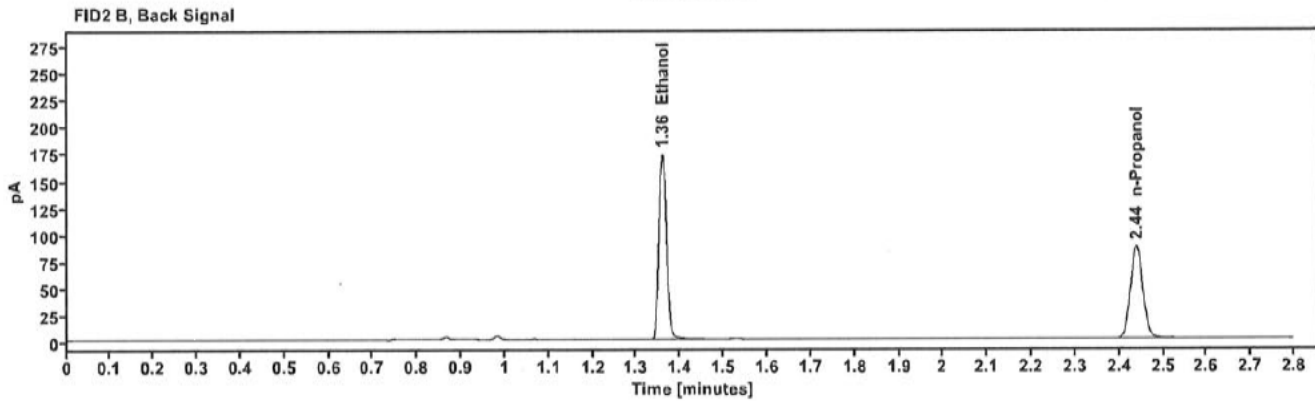
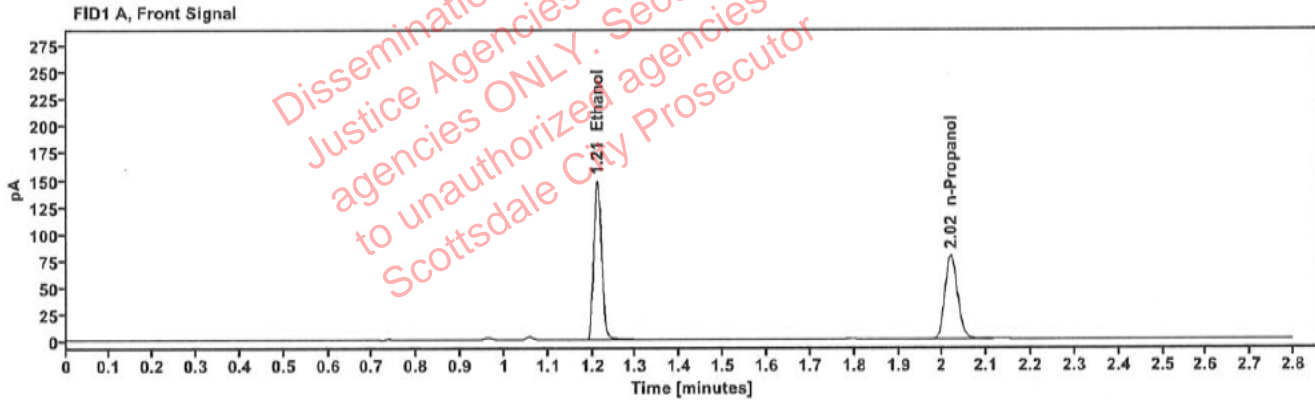


Table 1: FID 1 A (column DB-ALC1)

Compound	Amount (g/100mL)	Time (min)	Peak Area
>Ethanol	0.2979	1.211	187.821
n-Propanol	-----	2.019	155.882

Table 2: FID 2 B (column DB-ALC2)

Compound	Time (min)	Peak Area
Ethanol	1.359	207.481
n-Propanol	2.439	170.638

Scottsdale Police Department Crime Lab Volatiles Analysis

Sample:	425-01J.C.	Vial:	23
Description:	[REDACTED]	LIMS ID:	[REDACTED]
Method:	ethanol quant.M	Sequence:	28Nov23
Instrument:	US14173023 CN14160045	Injection date:	11/28/2023 1:12:04 PM
Data file:	C:\Chem32\1\Data\28Nov23\23.D	Analyst:	Canonico

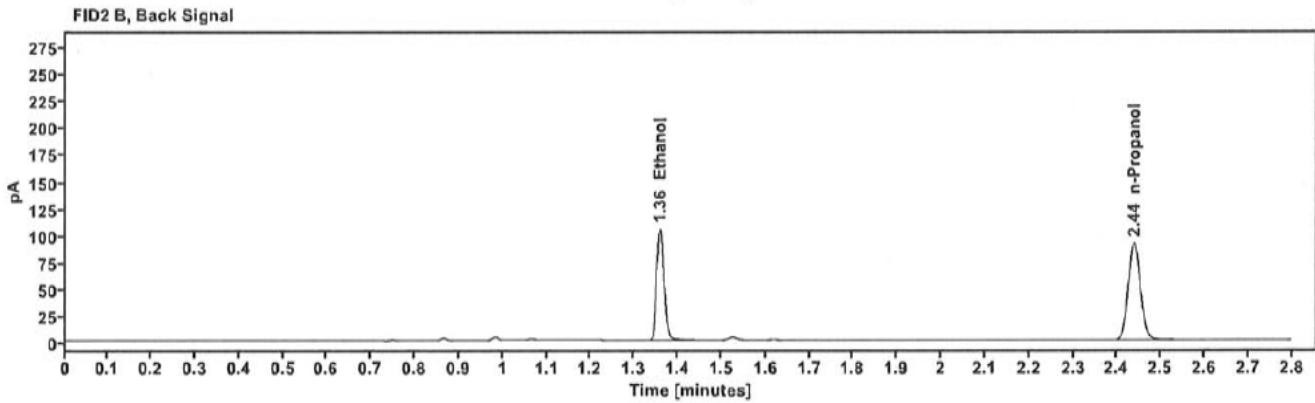
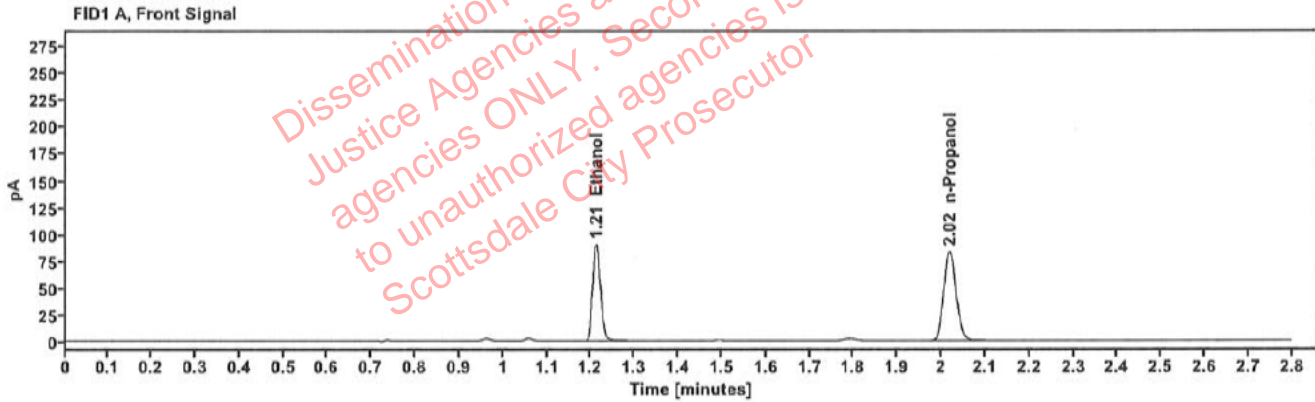


Table 1: FID 1 A (column DB-ALC1)

Compound	Amount (g/100mL)	Time (min)	Peak Area
>Ethanol	0.1722	1.212	114.236
n-Propanol	-----	2.019	164.431

Table 2: FID 2 B (column DB-ALC2)

Compound	Time (min)	Peak Area
Ethanol	1.359	125.763
n-Propanol	2.439	180.241

Scottsdale Police Department Crime Lab Volatiles Analysis

Sample:	425-01J.C.	Vial:	24
Description:	[REDACTED]	LIMS ID:	[REDACTED]
Method:	ethanol quant.M	Sequence:	28Nov23
Instrument:	US14173023 CN14160045	Injection date:	11/28/2023 1:16:04 PM
Data file:	C:\Chem32\1\Data\28Nov23\24.D	Analyst:	Canonico

Dissemination is restricted to Criminal Justice Agencies and authorized personnel ONLY. Secondary dissemination to unauthorized agencies is PROHIBITED. Scottsdale City Prosecutor

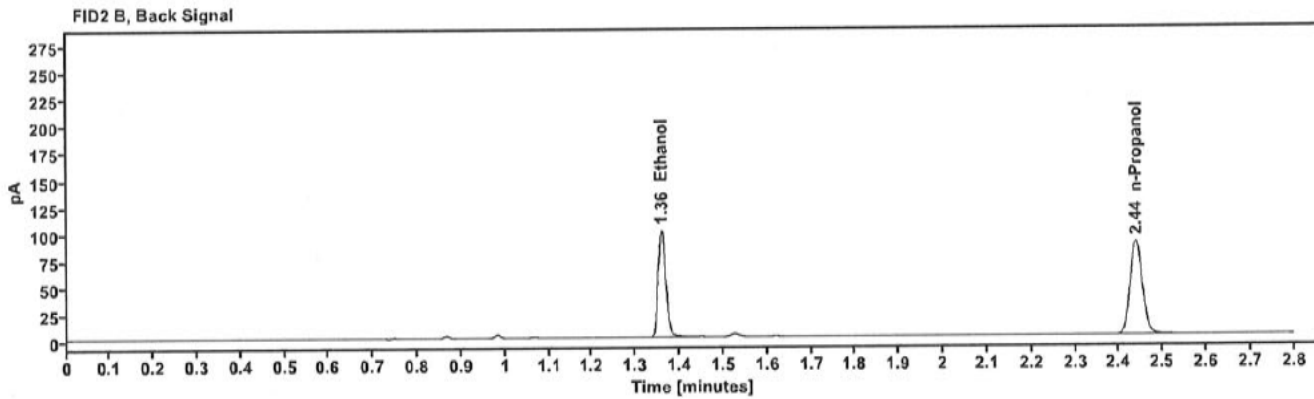
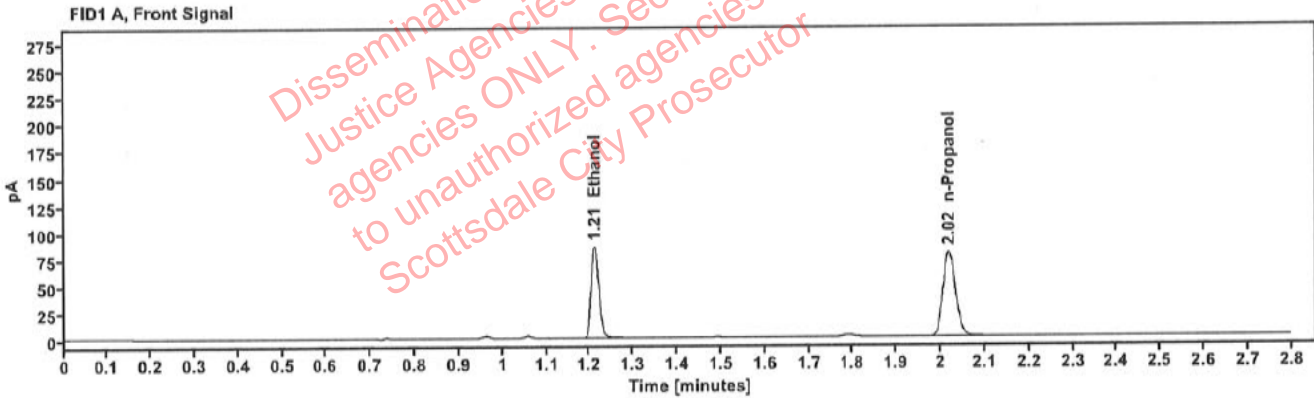


Table 1: FID 1 A (column DB-ALC1)

Compound	Amount (g/100mL)	Time (min)	Peak Area
>Ethanol	0.1715	1.212	108.680
n-Propanol	-----	2.019	157.073

Table 2: FID 2 B (column DB-ALC2)

Compound	Time (min)	Peak Area
Ethanol	1.359	120.062
n-Propanol	2.439	172.183

Scottsdale Police Department Crime Lab Volatiles Analysis

Sample:	409-01S.R.	Vial:	25
Description:	[REDACTED]	LIMS ID:	[REDACTED]
Method:	ethanol quant.M	Sequence:	28Nov23
Instrument:	US14173023 CN14160045	Injection date:	11/28/2023 1:20:20 PM
Data file:	C:\Chem32\1\Data\28Nov23\25.D	Analyst:	Canonico

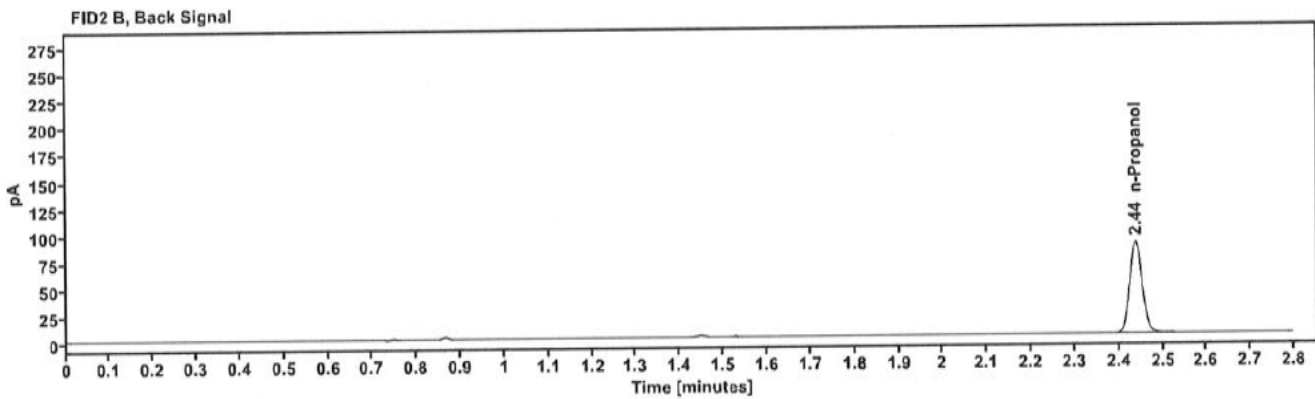
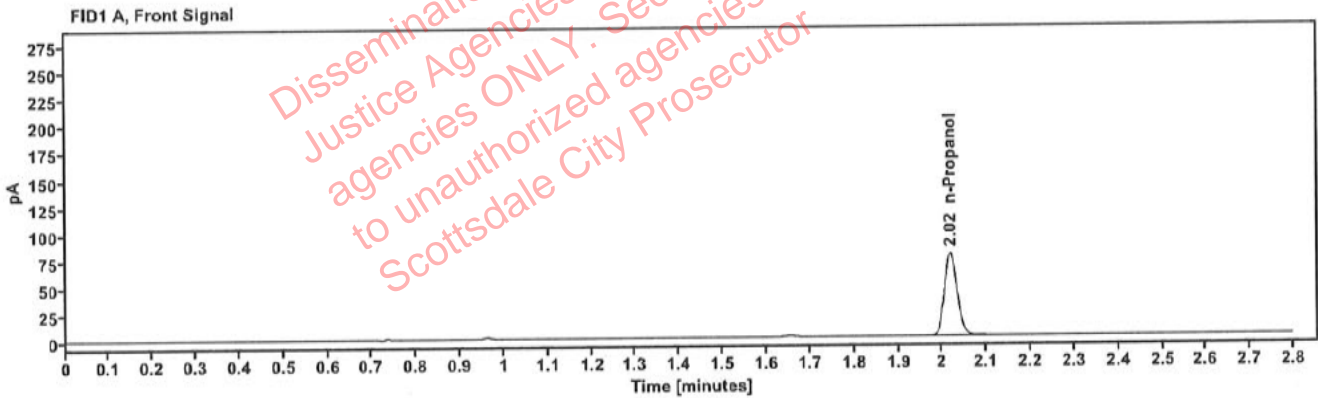


Table 1: FID 1 A (column DB-ALC1)

Compound	Amount (g/100mL)	Time (min)	Peak Area
n-Propanol	-----	2.019	153.481

Table 2: FID 2 B (column DB-ALC2)

Compound	Time (min)	Peak Area
n-Propanol	2.439	168.540

Scottsdale Police Department Crime Lab Volatiles Analysis

Sample:	409-01S.R.	Vial:	26
Description:	[REDACTED]	LIMS ID:	[REDACTED]
Method:	ethanol quant.M	Sequence:	28Nov23
Instrument:	US14173023 CN14160045	Injection date:	11/28/2023 1:24:20 PM
Data file:	C:\Chem32\1\Data\28Nov23\26.D	Analyst:	Canonico

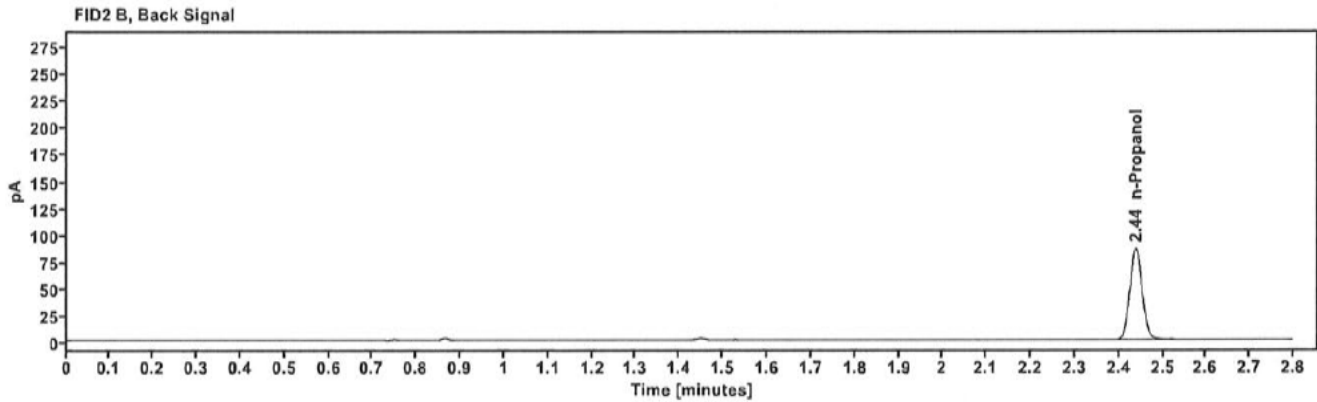
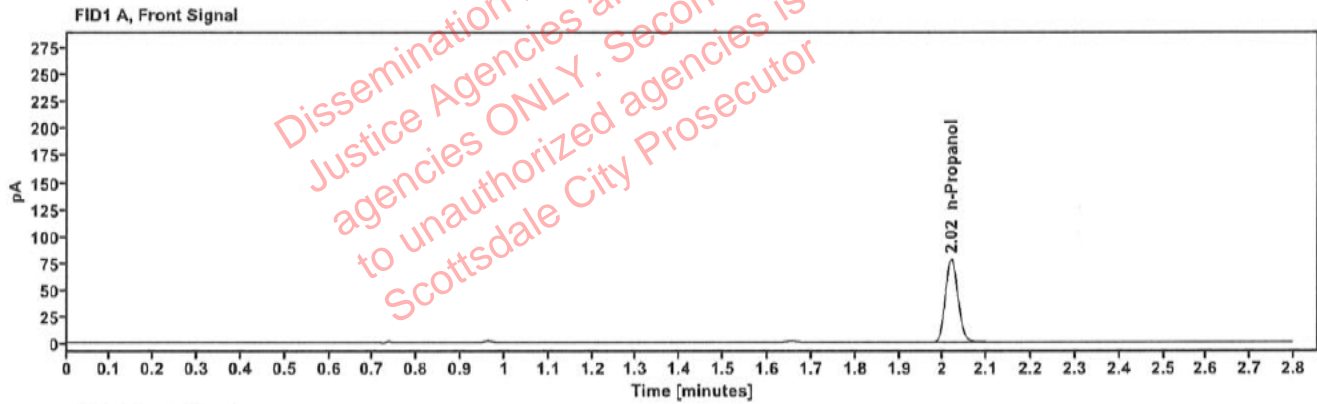


Table 1: FID 1 A (column DB-ALC1)

Compound	Amount (g/100mL)	Time (min)	Peak Area
n-Propanol	-----	2.019	154.326

Table 2: FID 2 B (column DB-ALC2)

Compound	Time (min)	Peak Area
n-Propanol	2.438	169.466

Scottsdale Police Department Crime Lab Volatiles Analysis

Sample:	176-01R.A.	Vial:	27
Description:	[REDACTED]	LIMS ID:	[REDACTED]
Method:	ethanol quant.M	Sequence:	28Nov23
Instrument:	US14173023 CN14160045	Injection date:	11/28/2023 1:28:20 PM
Data file:	C:\Chem32\1\Data\28Nov23\27.D	Analyst:	Canonico

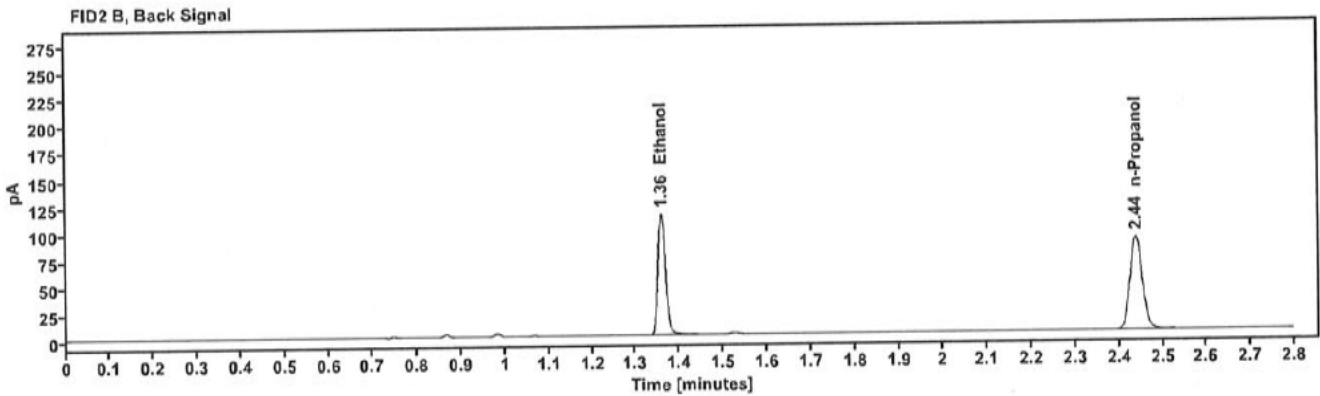
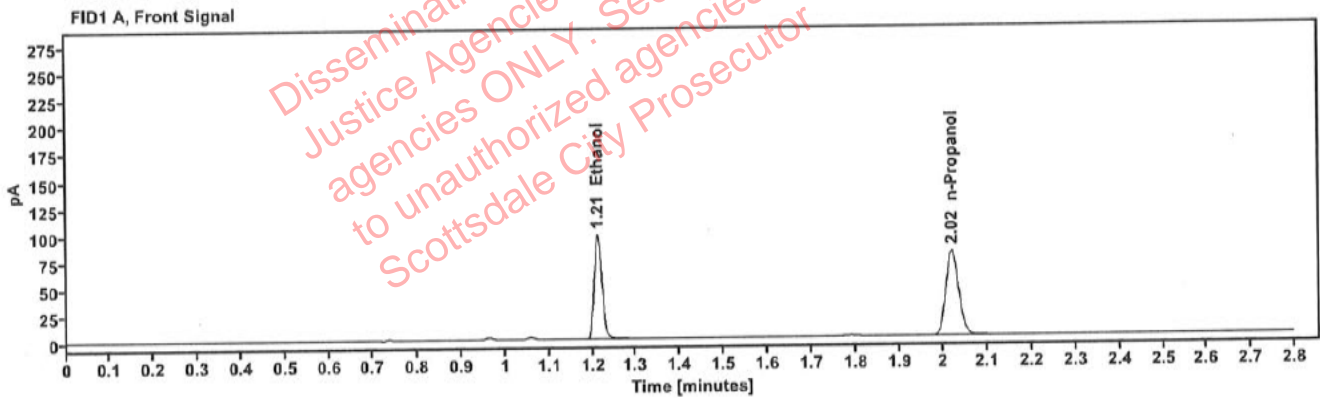


Table 1: FID 1 A (column DB-ALC1)

Compound	Amount (g/100mL)	Time (min)	Peak Area
>Ethanol	0.1946	1.212	123.584
n-Propanol	-----	2.019	157.341

Table 2: FID 2 B (column DB-ALC2)

Compound	Time (min)	Peak Area
Ethanol	1.359	136.167
n-Propanol	2.439	172.446

Scottsdale Police Department Crime Lab Volatiles Analysis

Sample: 176-01R.A.	Vial: 28
Description: [REDACTED]	LIMS ID: [REDACTED]
Method: ethanol quant.M	Sequence: 28Nov23
Instrument: US14173023 CN14160045	Injection date: 11/28/2023 1:32:20 PM
Data file: C:\Chem32\1\Data\28Nov23\28.D	Analyst: Canonico

Dissemination is restricted to Criminal Justice Agencies and authorized agencies ONLY. Secondary dissemination to unauthorized agencies is PROHIBITED. Scottsdale City Prosecutor

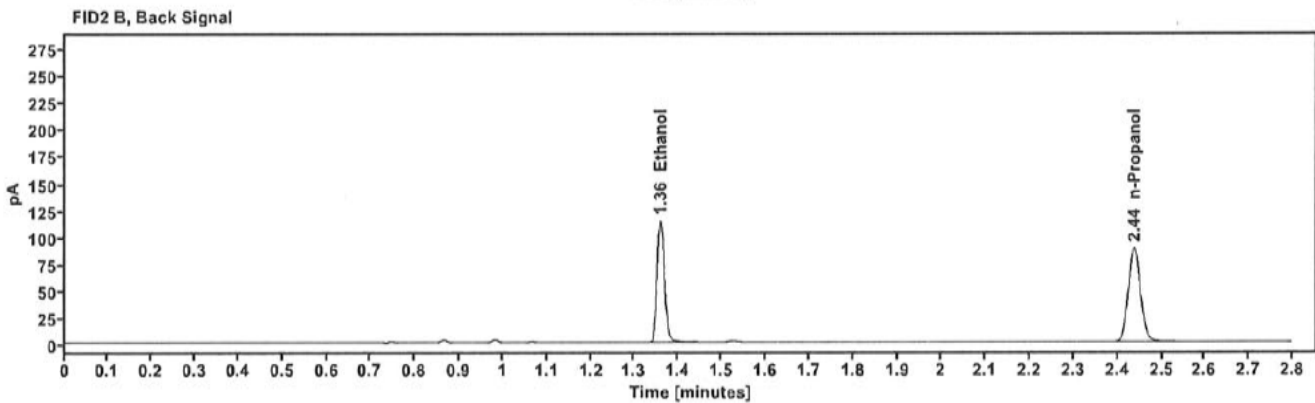
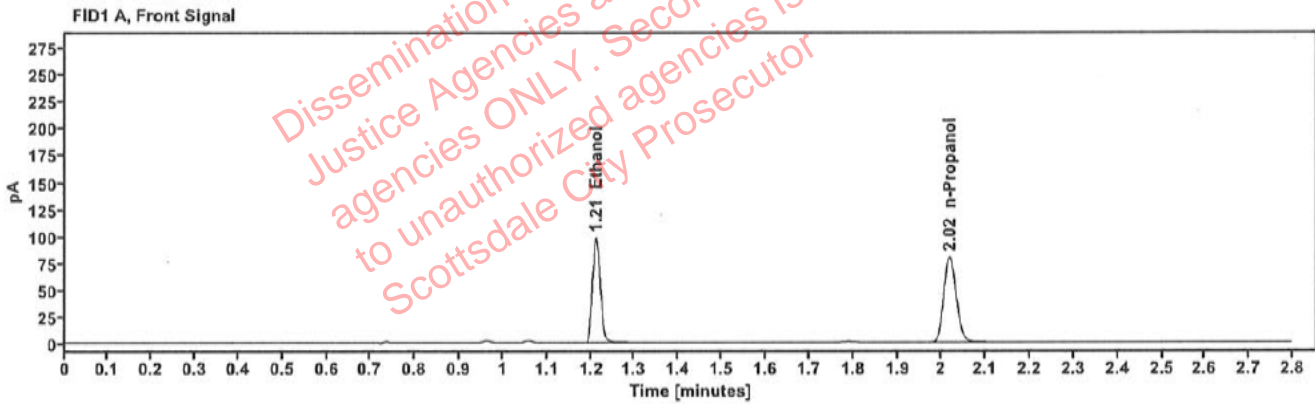


Table 1: FID 1 A (column DB-ALC1)

Compound	Amount (g/100mL)	Time (min)	Peak Area
>Ethanol	0.1949	1.212	124.283
n-Propanol	-----	2.018	157.942

Table 2: FID 2 B (column DB-ALC2)

Compound	Time (min)	Peak Area
Ethanol	1.359	136.924
n-Propanol	2.438	172.877

Scottsdale Police Department Crime Lab Volatiles Analysis

Sample:	422-01C.M.	Vial:	29
Description:	[REDACTED]	LIMS ID:	[REDACTED]
Method:	ethanol quant.M	Sequence:	28Nov23
Instrument:	US14173023 CN14160045	Injection date:	11/28/2023 1:36:19 PM
Data file:	C:\Chem32\1\Data\28Nov23\29.D	Analyst:	Canonico

Dissemination is restricted to Criminal Justice Agencies and authorized personnel only. Secondary dissemination to unauthorized agencies is PROHIBITED. Scottsdale City Prosecutor

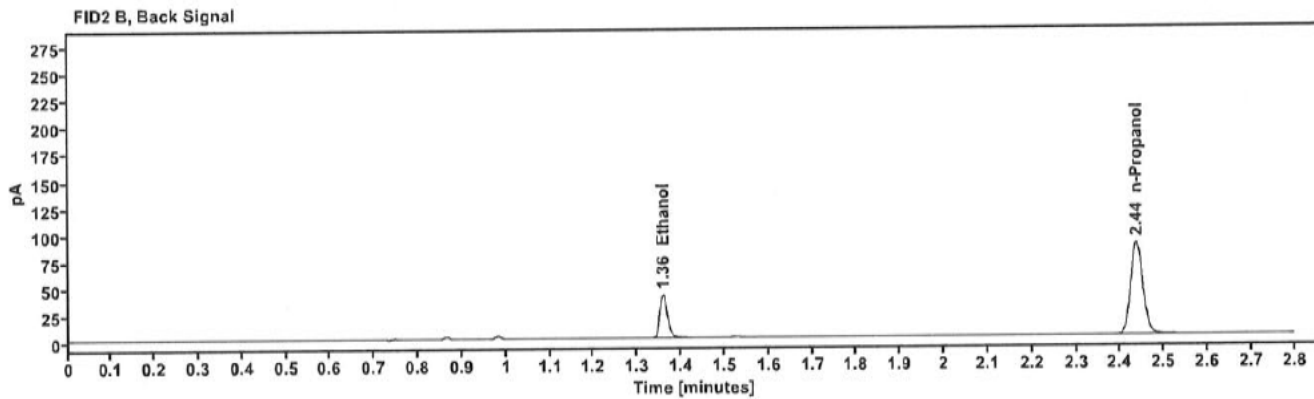
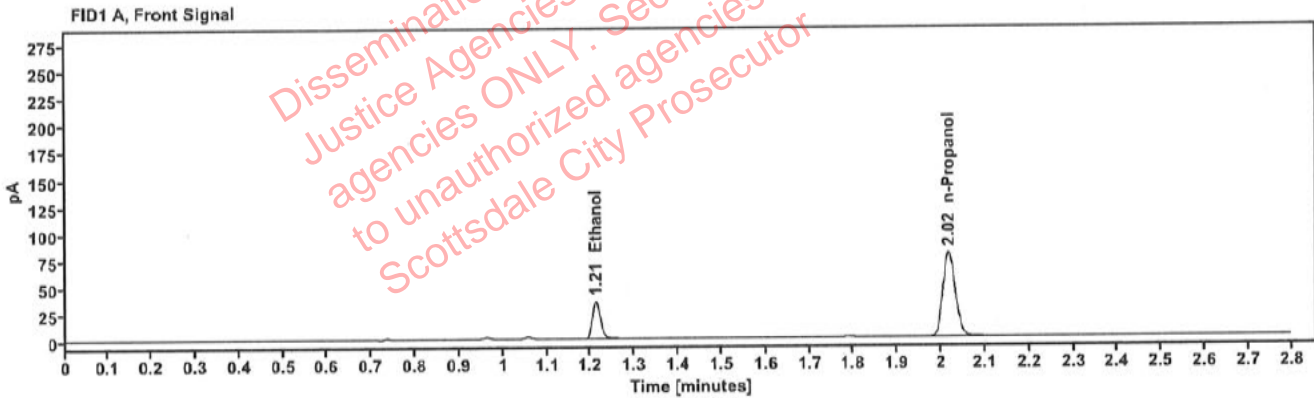


Table 1: FID 1 A (column DB-ALC1)

Compound	Amount (g/100mL)	Time (min)	Peak Area
>Ethanol	0.0714	1.212	44.411
n-Propanol	-----	2.017	155.573

Table 2: FID 2 B (column DB-ALC2)

Compound	Time (min)	Peak Area
Ethanol	1.359	48.627
n-Propanol	2.437	170.357

Scottsdale Police Department Crime Lab Volatiles Analysis

Sample:	422-01C.M.	Vial:	30
Description:	[REDACTED]	LIMS ID:	[REDACTED]
Method:	ethanol quant.M	Sequence:	28Nov23
Instrument:	US14173023 CN14160045	Injection date:	11/28/2023 1:40:19 PM
Data file:	C:\Chem32\1\Data\28Nov23\30.D	Analyst:	Canonico

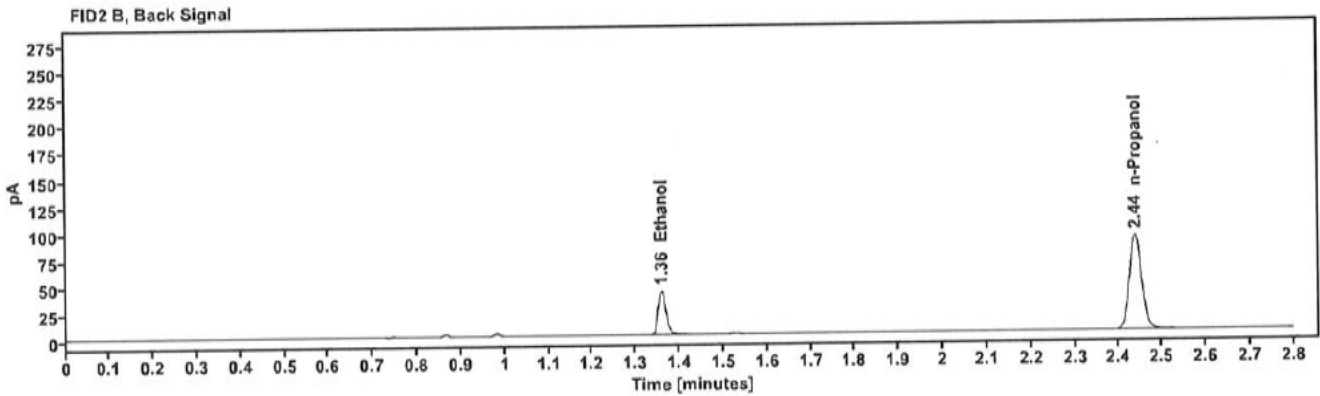
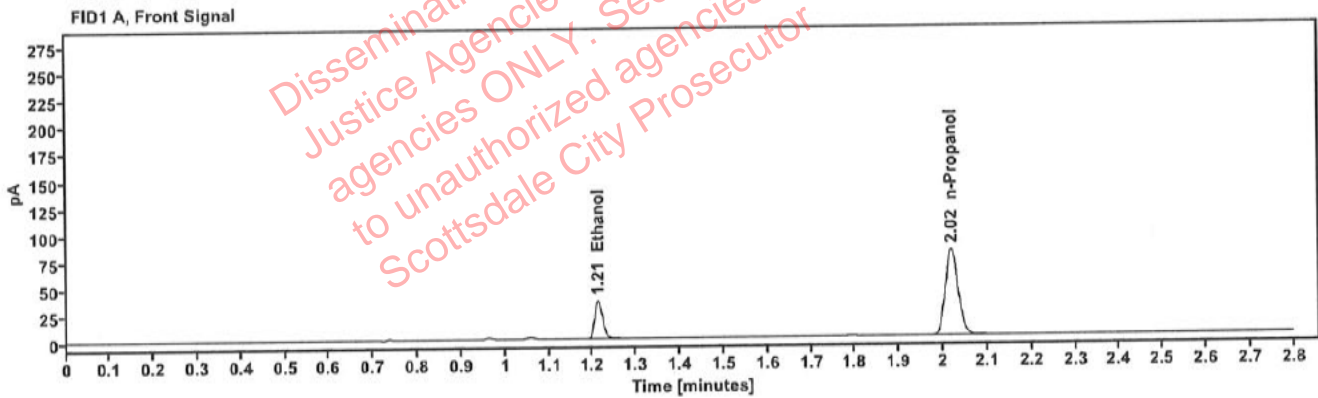


Table 1: FID 1 A (column DB-ALC1)

Compound	Amount (g/100mL)	Time (min)	Peak Area
>Ethanol	0.0709	1.213	45.069
n-Propanol	-----	2.019	158.898

Table 2: FID 2 B (column DB-ALC2)

Compound	Time (min)	Peak Area
Ethanol	1.360	49.502
n-Propanol	2.439	174.185

Scottsdale Police Department Crime Lab Volatiles Analysis

Sample:	409-01J.B.	Vial:	32
Description:	[REDACTED]	LIMS ID:	[REDACTED]
Method:	ethanol quant.M	Sequence:	28Nov23
Instrument:	US14173023 CN14160045	Injection date:	11/28/2023 1:48:34 PM
Data file:	C:\Chem32\1\Data\28Nov23\32.D	Analyst:	Canonico

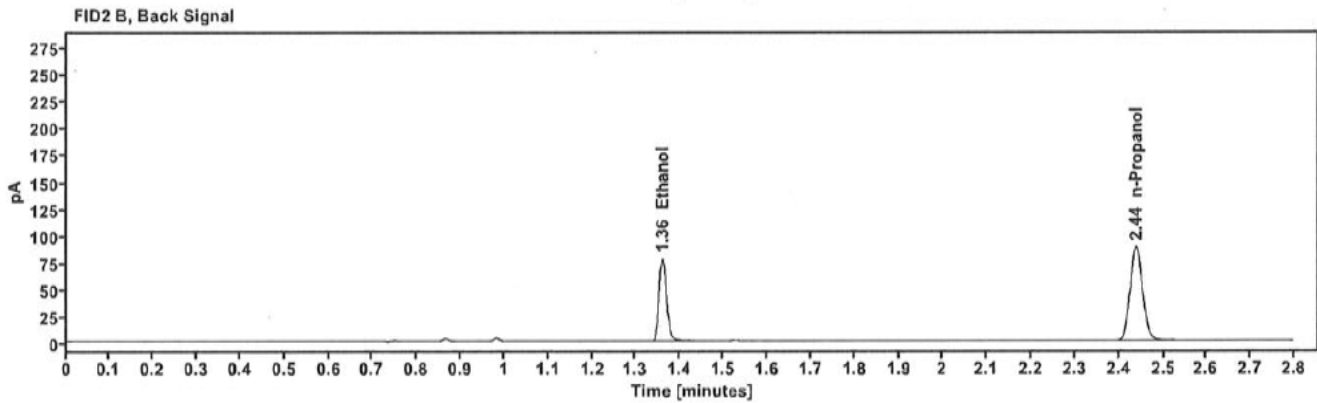
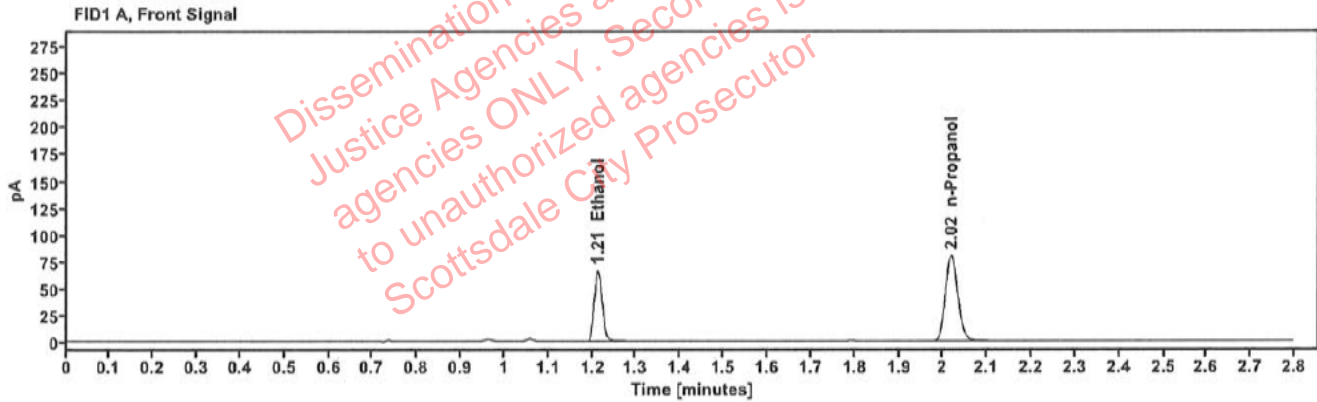


Table 1: FID 1 A (column DB-ALC1)

Compound	Amount (g/100mL)	Time (min)	Peak Area
>Ethanol	0.1327	1.212	84.576
n-Propanol	-----	2.019	158.280

Table 2: FID 2 B (column DB-ALC2)

Compound	Time (min)	Peak Area
Ethanol	1.360	92.955
n-Propanol	2.439	173.390

Scottsdale Police Department Crime Lab Volatiles Analysis

Sample:	409-01J.B.	Vial:	33
Description:	[REDACTED]	LIMS ID:	[REDACTED]
Method:	ethanol quant.m	Sequence:	28Nov23
Instrument:	US14173023 CN14160045	Injection date:	11/28/2023 1:52:34 PM
Data file:	C:\Chem32\1\Data\28Nov23\33.D	Analyst:	Canonico

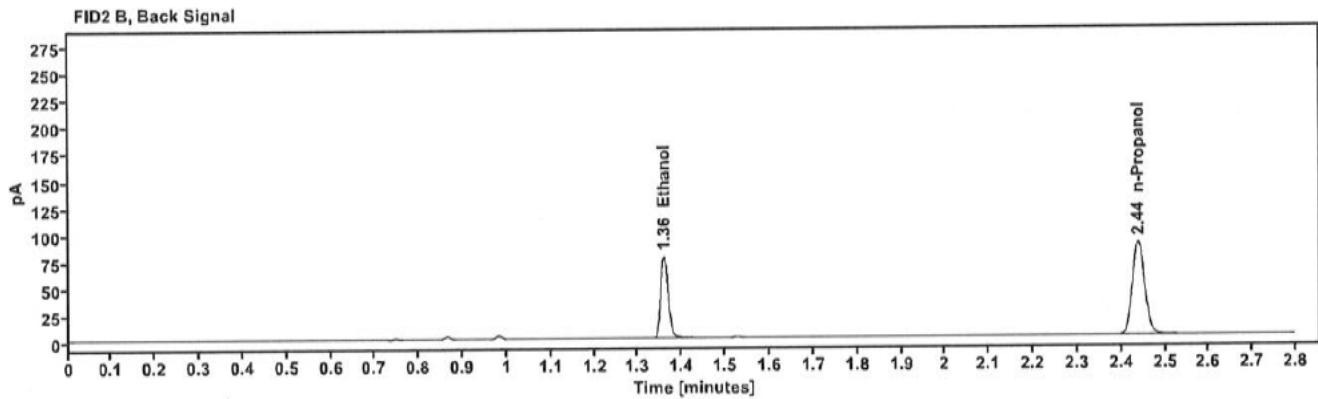
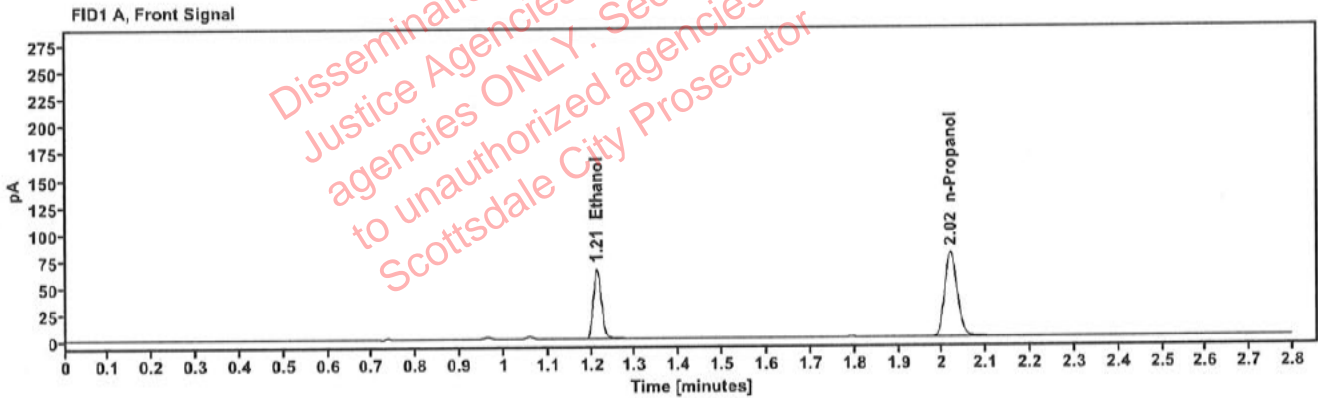


Table 1: FID 1 A (column DB-ALC1)

Compound	Amount (g/100mL)	Time (min)	Peak Area
>Ethanol	0.1320	1.212	83.284
n-Propanol	-----	2.019	156.669

Table 2: FID 2 B (column DB-ALC2)

Compound	Time (min)	Peak Area
Ethanol	1.359	91.599
n-Propanol	2.439	171.820

Scottsdale Police Department Crime Lab Volatiles Analysis

Sample:	2323260-3	Vial:	34
Description:	[REDACTED]	LIMS ID:	[REDACTED]
Method:	ethanol quant.M	Sequence:	28Nov23
Instrument:	US14173023 CN14160045	Injection date:	11/28/2023 1:56:34 PM
Data file:	C:\Chem32\1\Data\28Nov23\34.D	Analyst:	Canonico

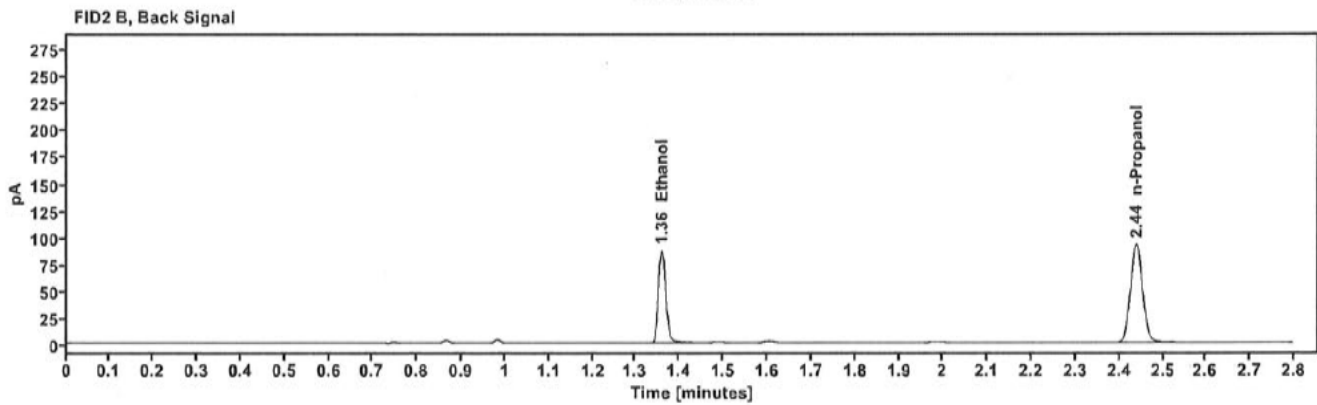
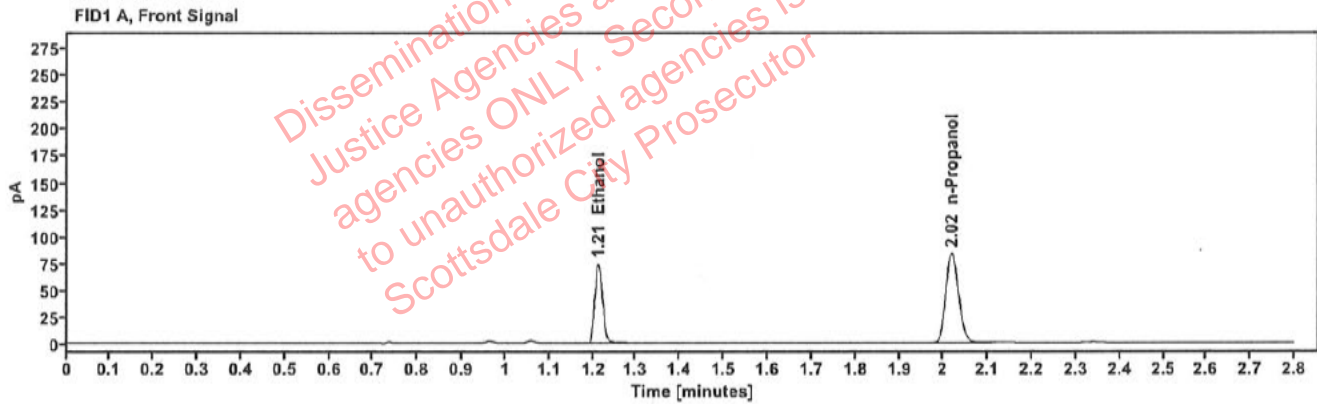


Table 1: FID 1 A (column DB-ALC1)

Compound	Amount (g/100mL)	Time (min)	Peak Area
>Ethanol	0.1406	1.212	94.451
n-Propanol	-----	2.019	166.698

Table 2: FID 2 B (column DB-ALC2)

Compound	Time (min)	Peak Area
Ethanol	1.360	104.156
n-Propanol	2.439	182.191

Scottsdale Police Department Crime Lab Volatiles Analysis

Sample:	2323260-3	Vial:	35
Description:	[REDACTED]	LIMS ID:	[REDACTED]
Method:	ethanol quant.M	Sequence:	28Nov23
Instrument:	US14173023 CN14160045	Injection date:	11/28/2023 2:00:34 PM
Data file:	C:\Chem32\1\Data\28Nov23\35.D	Analyst:	Canonico

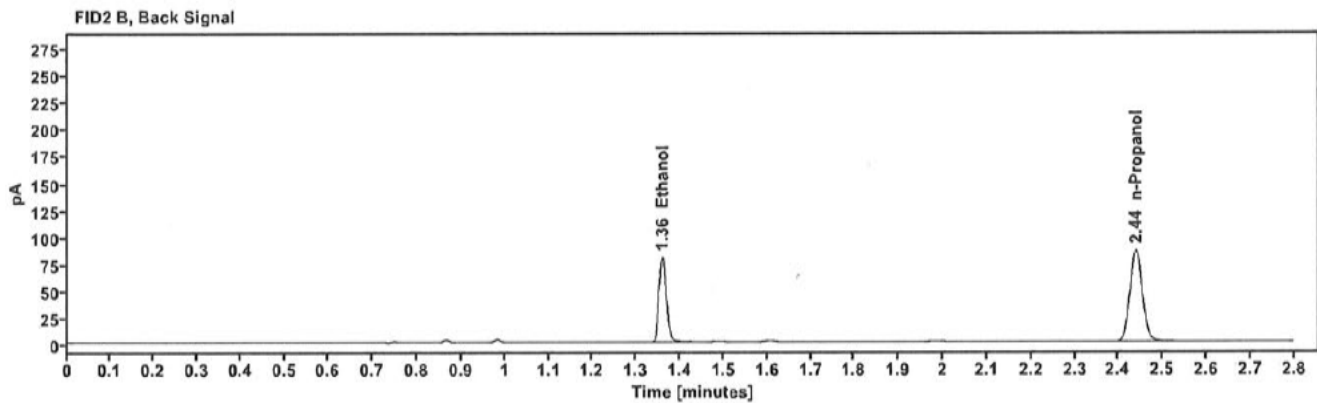
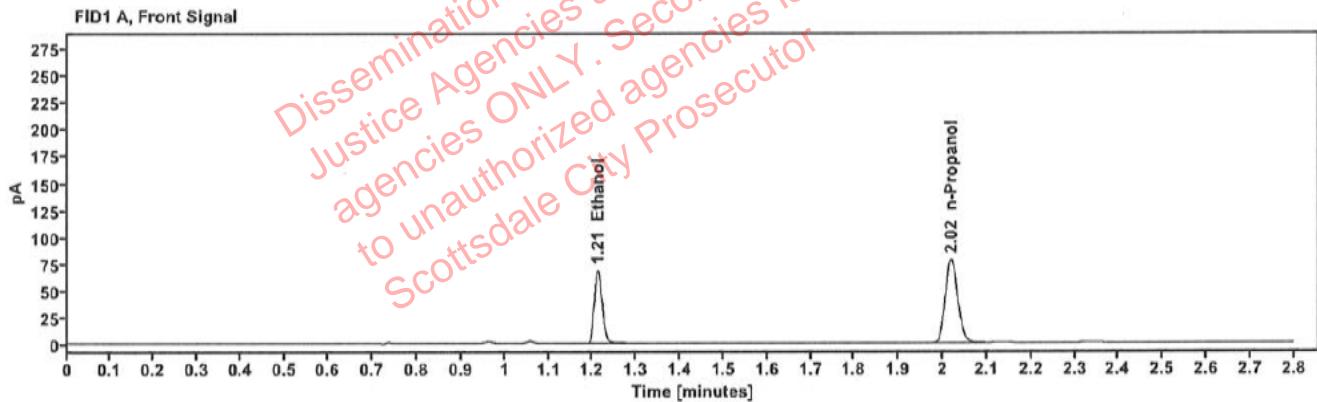


Table 1: FID 1 A (column DB-ALC1)

Compound	Amount (g/100mL)	Time (min)	Peak Area
>Ethanol	0.1392	1.212	87.224
n-Propanol	-----	2.019	155.529

Table 2: FID 2 B (column DB-ALC2)

Compound	Time (min)	Peak Area
Ethanol	1.359	96.172
n-Propanol	2.439	170.005

Scottsdale Police Department Crime Lab Volatiles Analysis

Sample:	2323328-1	Vial:	36
Description:	[redacted]	LIMS ID:	[redacted]
Method:	ethanol quant.M	Sequence:	28Nov23
Instrument:	US14173023 CN14160045	Injection date:	11/28/2023 2:04:34 PM
Data file:	C:\Chem32\1\Data\28Nov23\36.D	Analyst:	Canonico

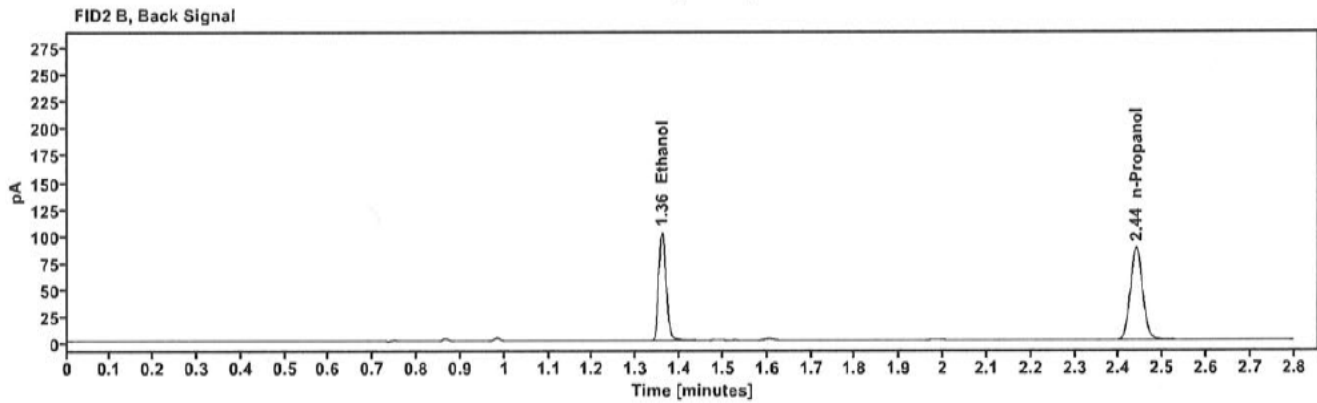
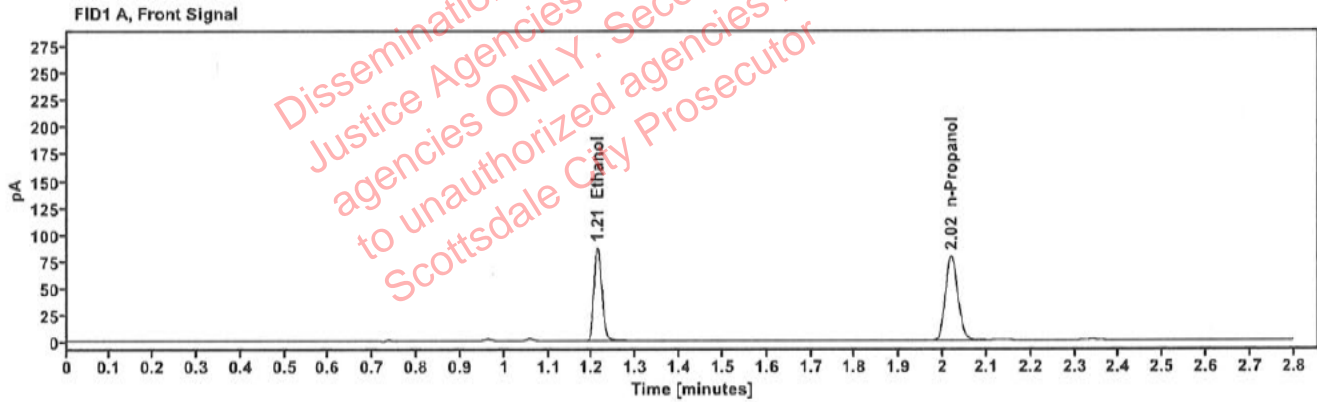


Table 1: FID 1 A (column DB-ALC1)

Compound	Amount (g/100mL)	Time (min)	Peak Area
>Ethanol	0.1750	1.212	110.612
n-Propanol	-----	2.019	156.638

Table 2: FID 2 B (column DB-ALC2)

Compound	Time (min)	Peak Area
Ethanol	1.359	121.996
n-Propanol	2.439	171.279

Scottsdale Police Department Crime Lab Volatiles Analysis

Sample:	2323328-1	Vial:	37
Description:	[REDACTED]	LIMS ID:	[REDACTED]
Method:	ethanol quant.M	Sequence:	28Nov23
Instrument:	US14173023 CN14160045	Injection date:	11/28/2023 2:08:49 PM
Data file:	C:\Chem32\1\Data\28Nov23\37.D	Analyst:	Canonico

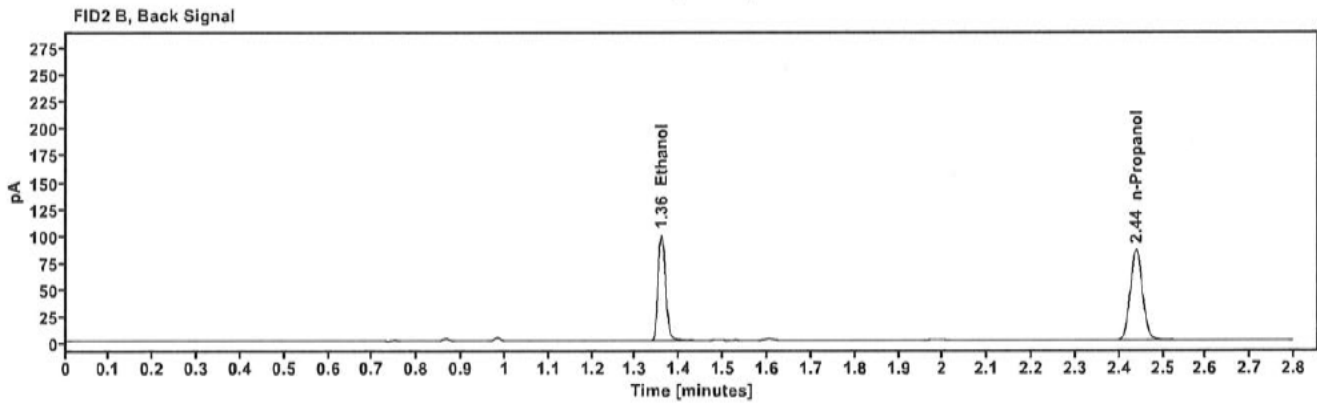
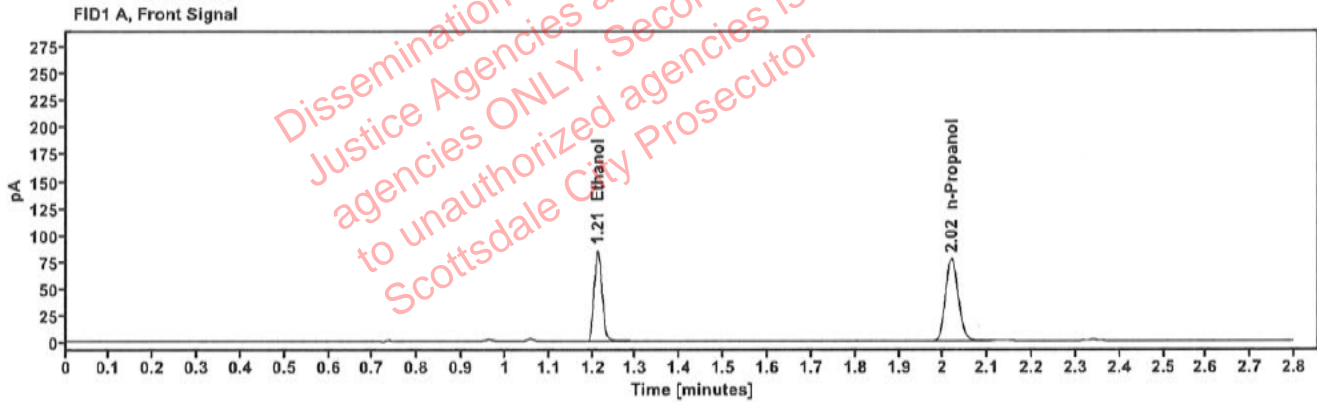


Table 1: FID 1 A (column DB-ALC1)

Compound	Amount (g/100mL)	Time (min)	Peak Area
>Ethanol	0.1742	1.212	107.941
n-Propanol	-----	2.019	153.538

Table 2: FID 2 B (column DB-ALC2)

Compound	Time (min)	Peak Area
Ethanol	1.359	119.047
n-Propanol	2.439	167.807

Scottsdale Police Department Crime Lab Volatiles Analysis

Sample:	2322768-1	Vial:	38
Description:	[REDACTED]	LIMS ID:	[REDACTED]
Method:	ethanol quant.M	Sequence:	28Nov23
Instrument:	US14173023 CN14160045	Injection date:	11/28/2023 2:12:49 PM
Data file:	C:\Chem32\1\Data\28Nov23\38.D	Analyst:	Canonico

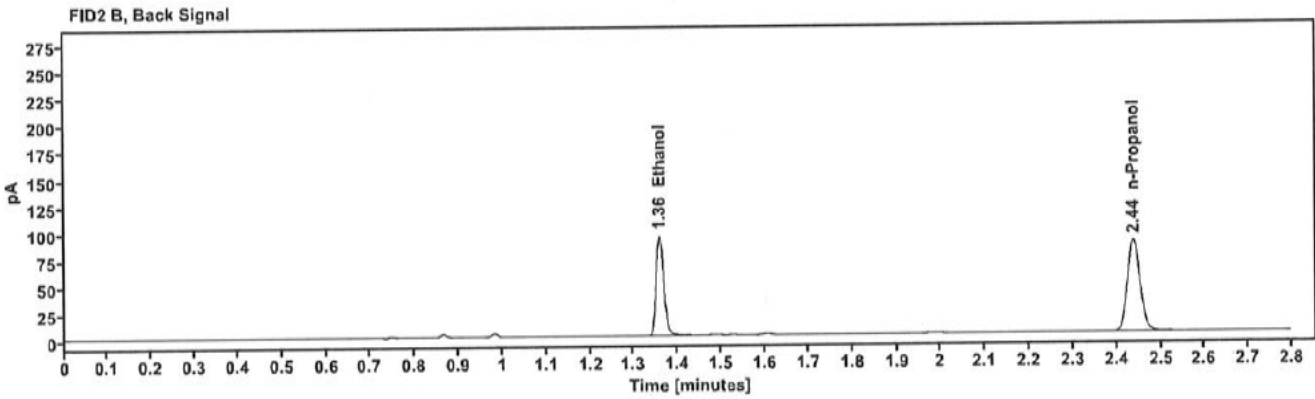
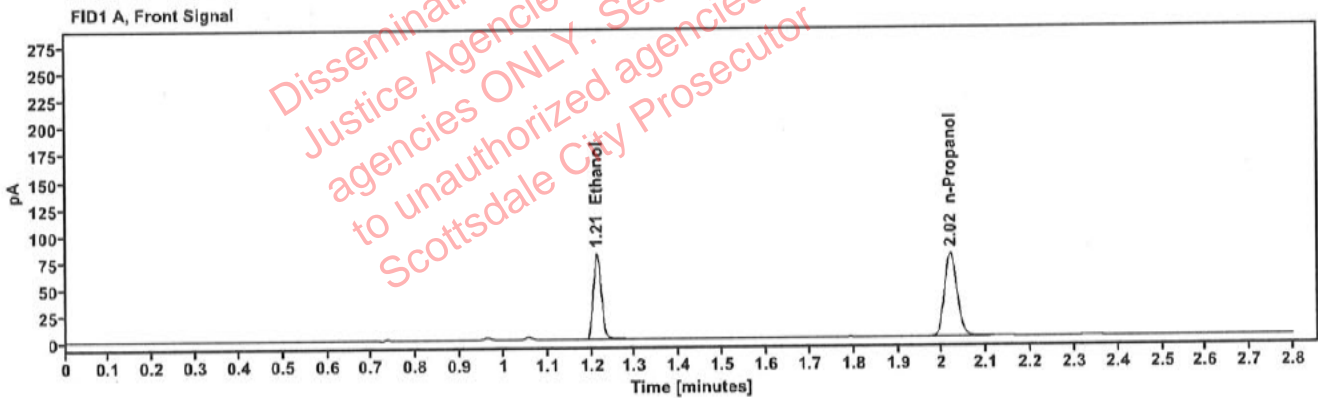


Table 1: FID 1 A (column DB-ALC1)

Compound	Amount (g/100mL)	Time (min)	Peak Area
>Ethanol	0.1620	1.212	101.589
n-Propanol	-----	2.019	155.496

Table 2: FID 2 B (column DB-ALC2)

Compound	Time (min)	Peak Area
Ethanol	1.359	112.306
n-Propanol	2.439	169.490

Scottsdale Police Department Crime Lab Volatiles Analysis

Sample:	2322768-1	Vial:	39
Description:	[REDACTED]	LIMS ID:	[REDACTED]
Method:	ethanol quant.M	Sequence:	28Nov23
Instrument:	US14173023 CN14160045	Injection date:	11/28/2023 2:16:49 PM
Data file:	C:\Chem32\1\Data\28Nov23\39.D	Analyst:	Canonico

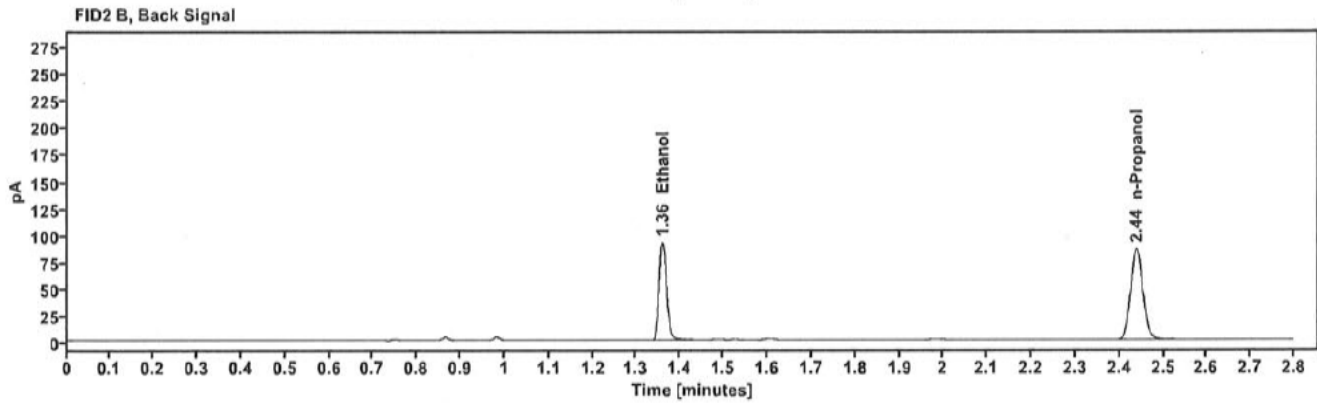
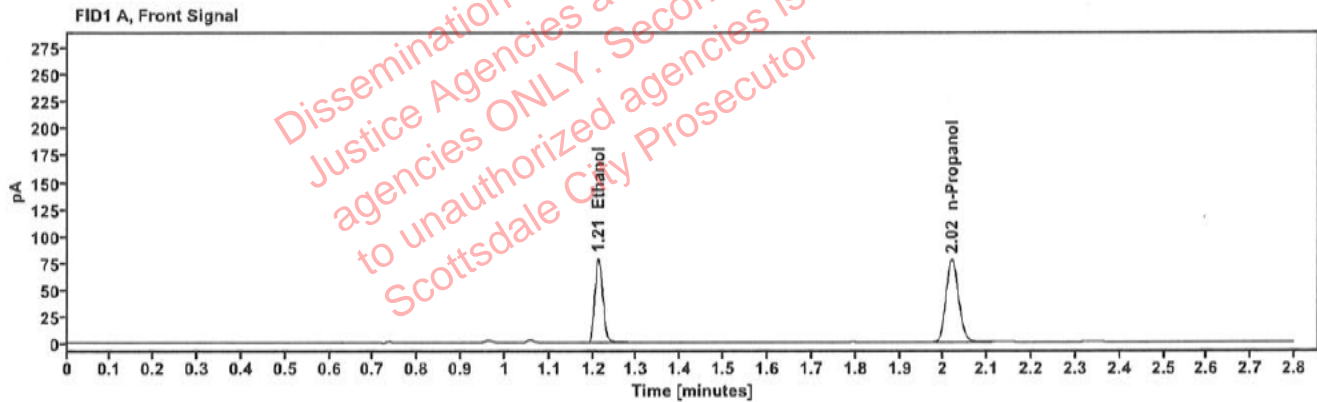


Table 1: FID 1 A (column DB-ALC1)

Compound	Amount (g/100mL)	Time (min)	Peak Area
>Ethanol	0.1604	1.212	100.077
n-Propanol	-----	2.019	154.750

Table 2: FID 2 B (column DB-ALC2)

Compound	Time (min)	Peak Area
Ethanol	1.359	110.501
n-Propanol	2.439	168.634

Scottsdale Police Department Crime Lab Volatiles Analysis

Sample:	2323745-2	Vial:	40
Description:	[REDACTED]	LIMS ID:	[REDACTED]
Method:	ethanol quant.M	Sequence:	28Nov23
Instrument:	US14173023 CN14160045	Injection date:	11/28/2023 2:20:50 PM
Data file:	C:\Chem32\1\Data\28Nov23\40.D	Analyst:	Canonico

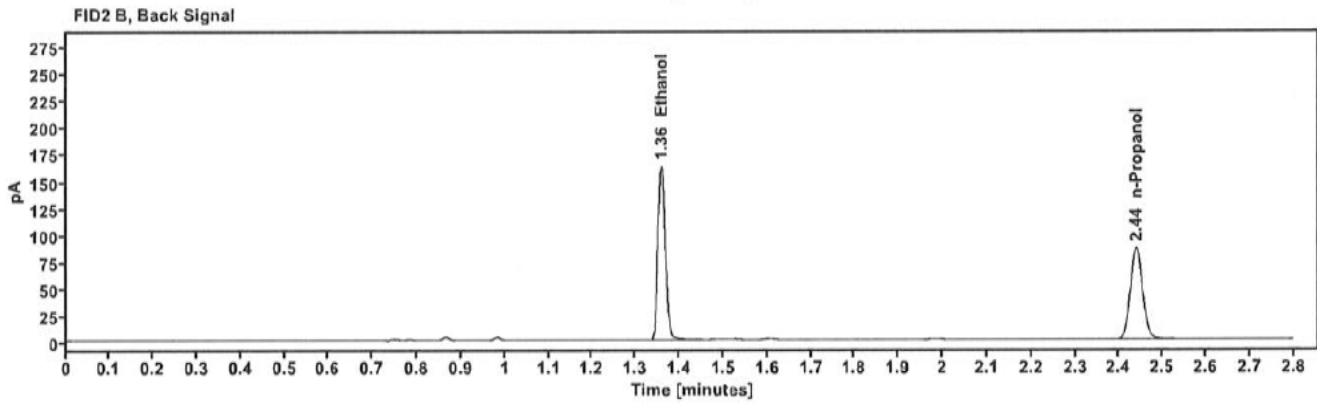
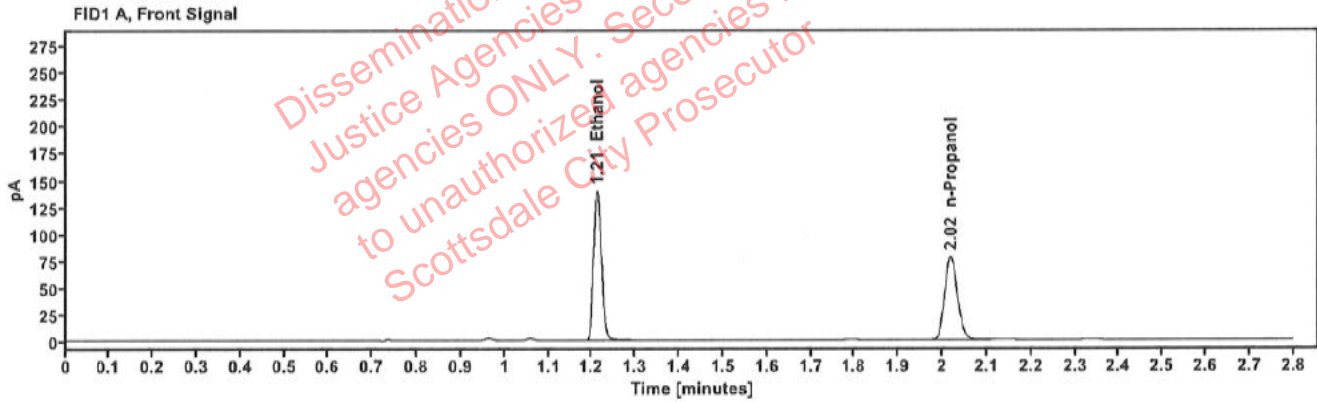


Table 1: FID 1 A (column DB-ALC1)

Compound	Amount (g/100mL)	Time (min)	Peak Area
>Ethanol	0.2819	1.211	177.284
n-Propanol	-----	2.019	155.493

Table 2: FID 2 B (column DB-ALC2)

Compound	Time (min)	Peak Area
Ethanol	1.359	196.729
n-Propanol	2.439	169.391

Scottsdale Police Department Crime Lab Volatiles Analysis

Sample:	2323745-2	Vial:	41
Description:	[REDACTED]	LIMS ID:	[REDACTED]
Method:	ethanol quant.M	Sequence:	28NOV23
Instrument:	US14173023 CN14160045	Injection date:	11/28/2023 2:24:49 PM
Data file:	C:\Chem32\1\Data\28Nov23\41.D	Analyst:	Canonico

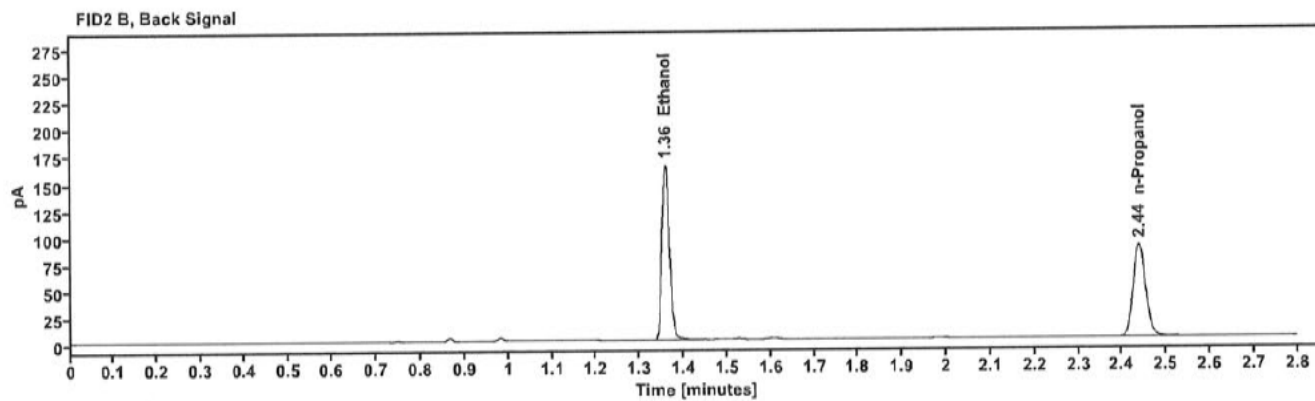
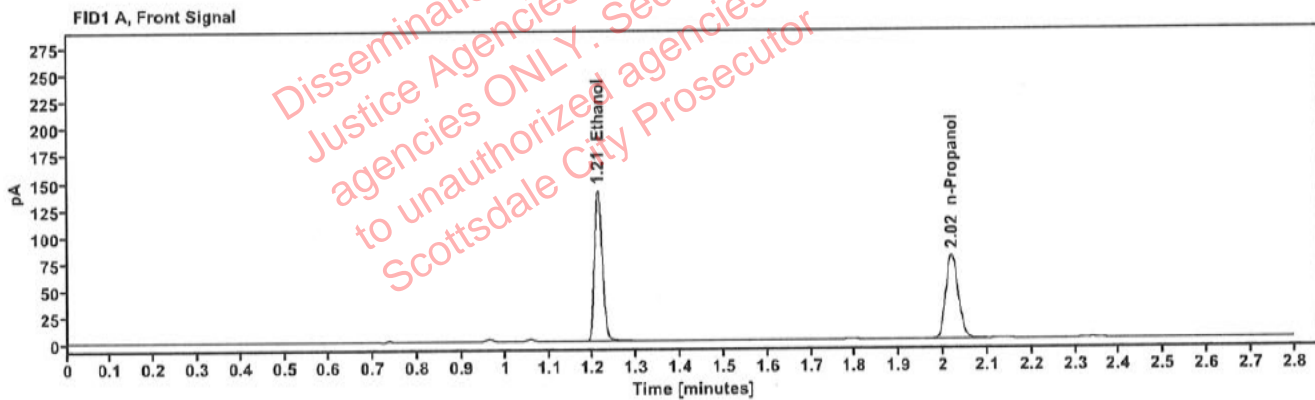


Table 1: FID 1 A (column DB-ALC1)

Compound	Amount (g/100mL)	Time (min)	Peak Area
>Ethanol	0.2819	1.212	177.939
n-Propanol	-----	2.019	156.082

Table 2: FID 2 B (column DB-ALC2)

Compound	Time (min)	Peak Area
Ethanol	1.359	196.438
n-Propanol	2.439	170.603

Scottsdale Police Department Crime Lab Volatiles Analysis

Sample:	2323262-1	Vial:	43
Description:	[REDACTED]	LIMS ID:	[REDACTED]
Method:	ethanol quant.M	Sequence:	28Nov23
Instrument:	US14173023 CN14160045	Injection date:	11/28/2023 2:33:04 PM
Data file:	C:\Chem32\1\Data\28Nov23\43.D	Analyst:	Canonico

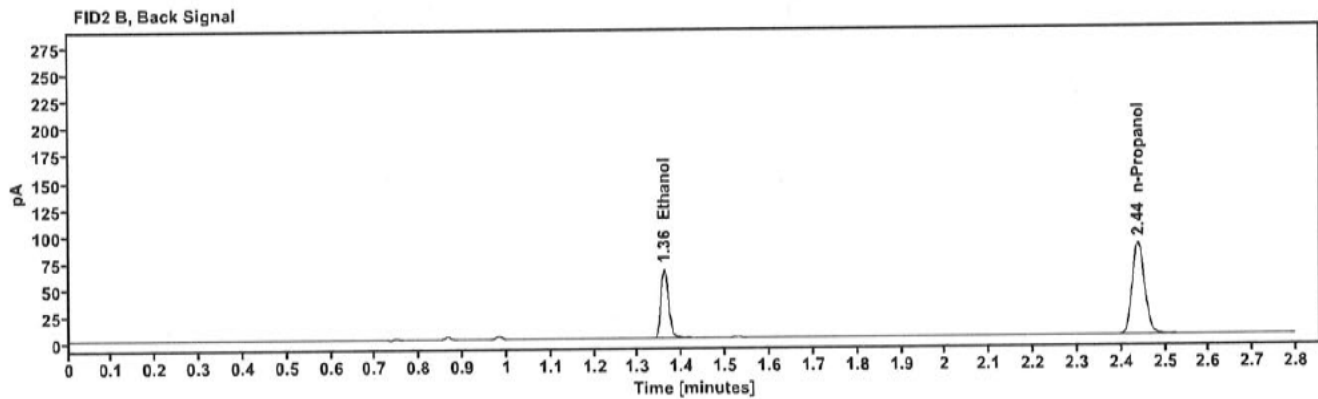
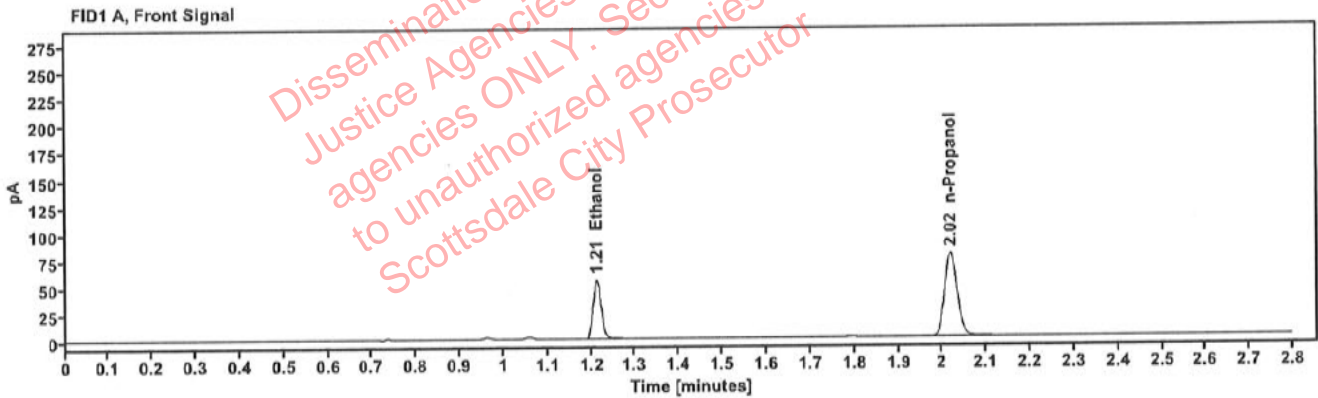


Table 1: FID 1 A (column DB-ALC1)

Compound	Amount (g/100mL)	Time (min)	Peak Area
>Ethanol	0.1137	1.212	70.888
n-Propanol	-----	2.019	155.077

Table 2: FID 2 B (column DB-ALC2)

Compound	Time (min)	Peak Area
Ethanol	1.360	77.756
n-Propanol	2.439	169.820

Scottsdale Police Department Crime Lab Volatiles Analysis

Sample:	2323262-1	Vial:	44
Description:	[REDACTED]	LIMS ID:	[REDACTED]
Method:	ethanol quant.M	Sequence:	28Nov23
Instrument:	US14173023 CN14160045	Injection date:	11/28/2023 2:37:04 PM
Data file:	C:\Chem32\1\Data\28Nov23\44.D	Analyst:	Canonico

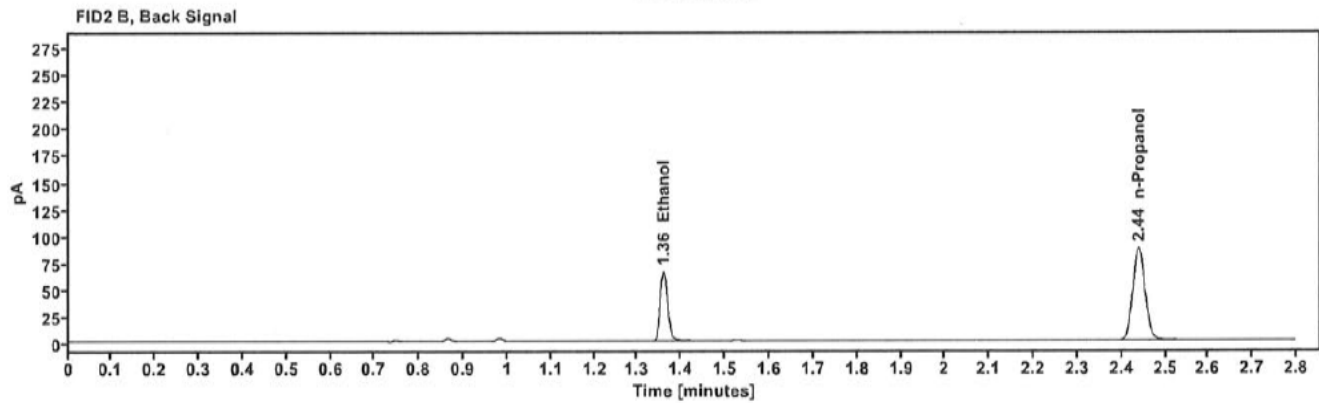
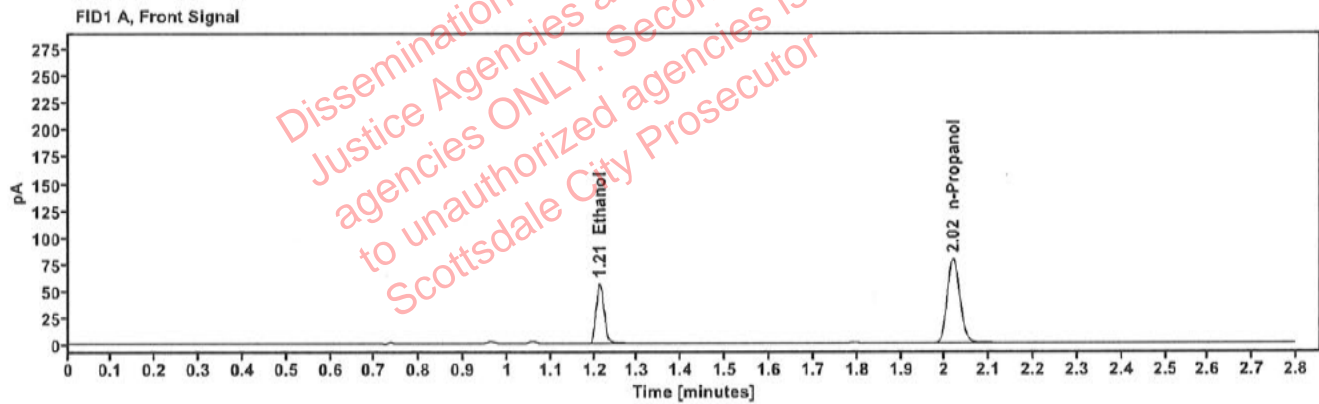


Table 1: FID 1 A (column DB-ALC1)

Compound	Amount (g/100mL)	Time (min)	Peak Area
>Ethanol	0.1137	1.212	71.499
n-Propanol	-----	2.019	156.370

Table 2: FID 2 B (column DB-ALC2)

Compound	Time (min)	Peak Area
Ethanol	1.359	78.554
n-Propanol	2.439	171.257

Scottsdale Police Department Crime Lab Volatiles Analysis

Sample:	2323875-1	Vial:	45
Description:	[REDACTED]	LIMS ID:	[REDACTED]
Method:	ethanol quant.M	Sequence:	28Nov23
Instrument:	US14173023 CN14160045	Injection date:	11/28/2023 2:41:04 PM
Data file:	C:\Chem32\1\Data\28Nov23\45.D	Analyst:	Canonico

Dissemination is restricted to Criminal Justice Agencies and authorized agencies ONLY. Secondary dissemination to unauthorized agencies is PROHIBITED. Scottsdale City Prosecutor

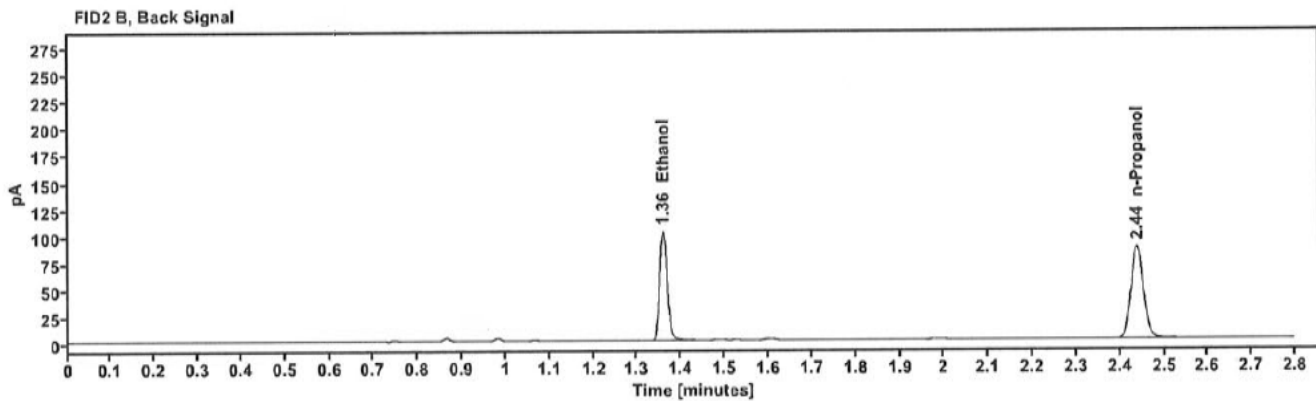
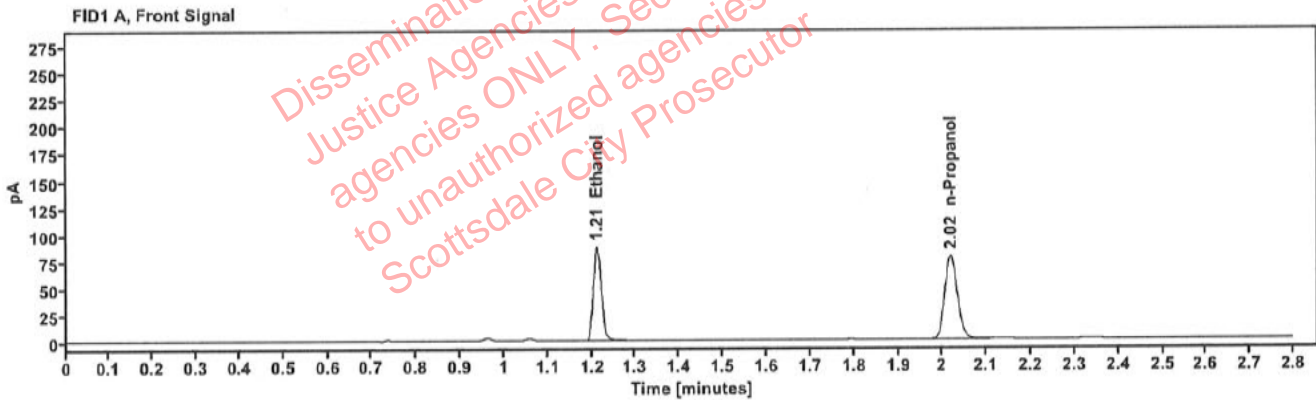


Table 1: FID 1 A (column DB-ALC1)

Compound	Amount (g/100mL)	Time (min)	Peak Area
>Ethanol	0.1770	1.212	111.453
n-Propanol	-----	2.019	156.044

Table 2: FID 2 B (column DB-ALC2)

Compound	Time (min)	Peak Area
Ethanol	1.359	123.125
n-Propanol	2.439	170.486

Scottsdale Police Department Crime Lab Volatiles Analysis

Sample:	2323875-1	Vial:	46
Description:	[REDACTED]	LIMS ID:	[REDACTED]
Method:	ethanol quant.M	Sequence:	28Nov23
Instrument:	US14173023 CN14160045	Injection date:	11/28/2023 2:45:04 PM
Data file:	C:\Chem32\1\Data\28Nov23\46.D	Analyst:	Canonico

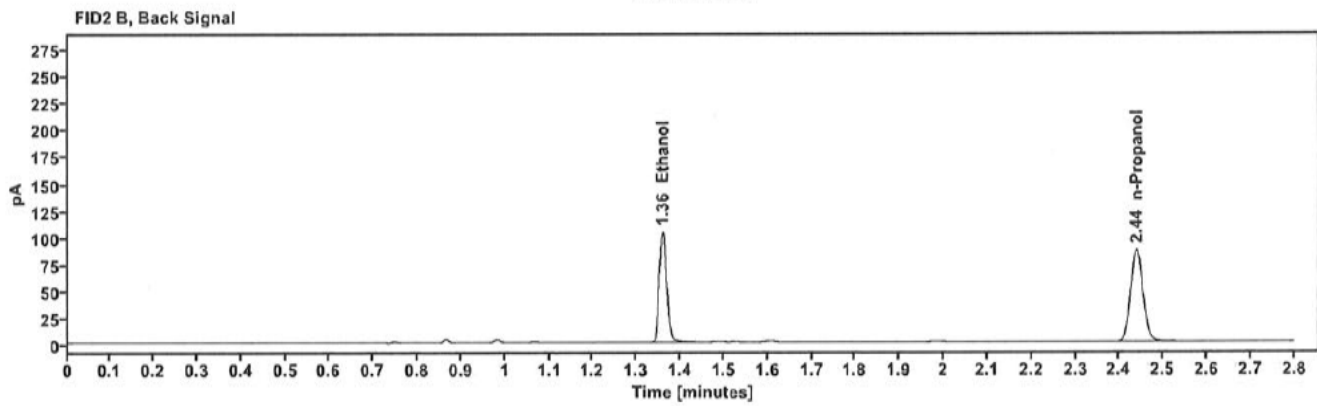
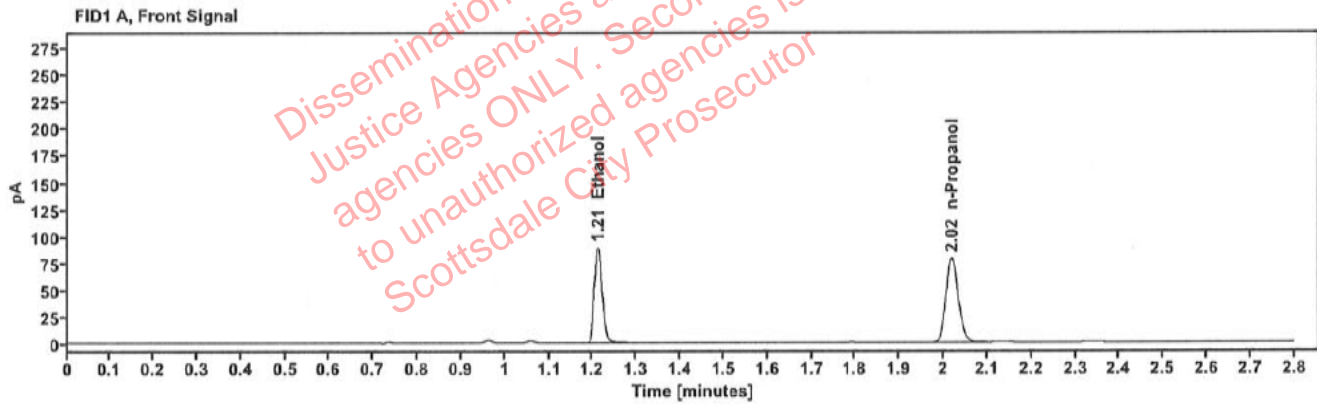


Table 1: FID 1 A (column DB-ALC1)

Compound	Amount (g/100mL)	Time (min)	Peak Area
>Ethanol	0.1788	1.212	112.850
n-Propanol	-----	2.019	156.388

Table 2: FID 2 B (column DB-ALC2)

Compound	Time (min)	Peak Area
Ethanol	1.359	124.588
n-Propanol	2.439	171.127

Scottsdale Police Department Crime Lab Volatiles Analysis

Sample:	2322996-2	Vial:	47
Description:	[redacted]	LIMS ID:	[redacted]
Method:	ethanol quant.M	Sequence:	28Nov23
Instrument:	US14173023 CN14160045	Injection date:	11/28/2023 2:49:04 PM
Data file:	C:\Chem32\1\Data\28Nov23\47.D	Analyst:	Canonico

Dissemination is restricted to Criminal Justice Agencies and authorized agencies ONLY. Secondary dissemination to unauthorized agencies is PROHIBITED. Scottsdale City Prosecutor

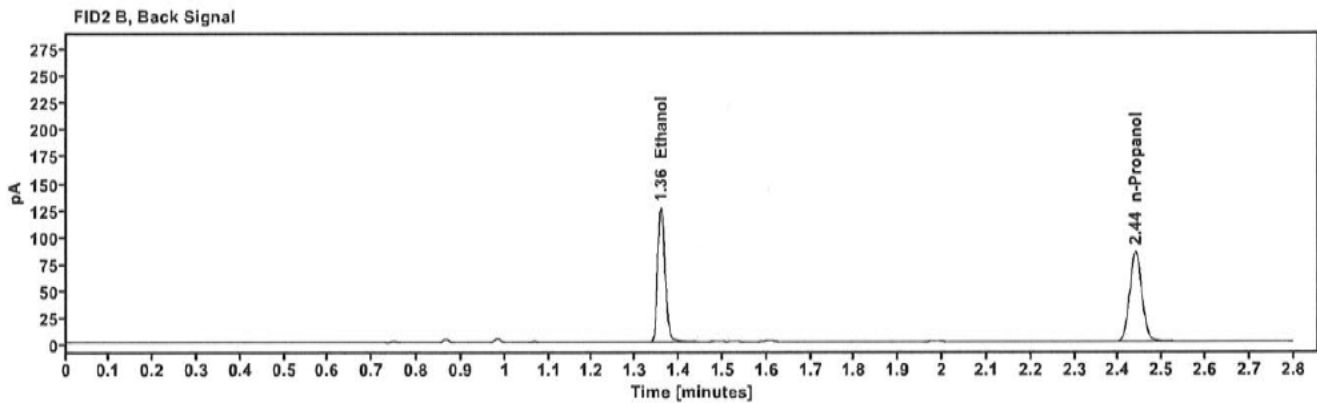
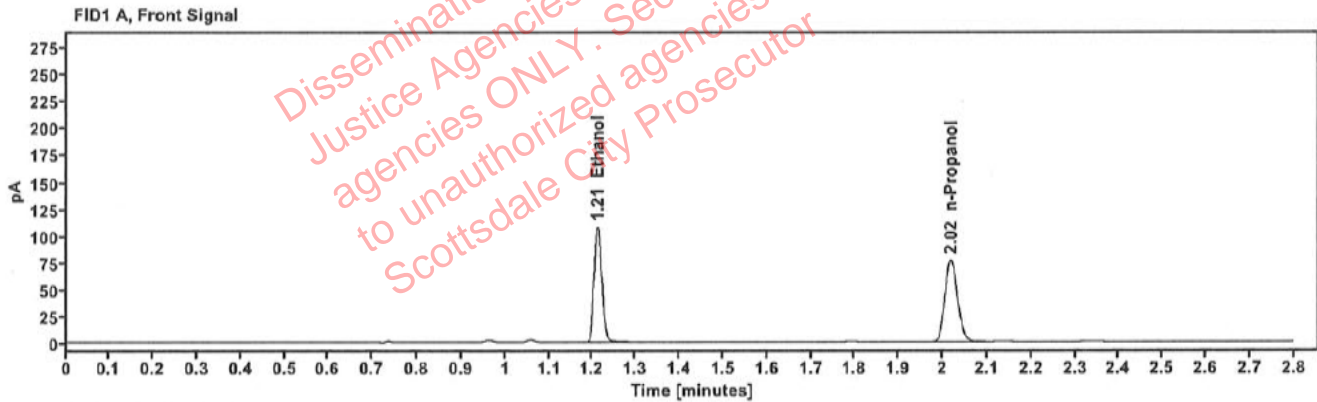


Table 1: FID 1 A (column DB-ALC1)

Compound	Amount (g/100mL)	Time (min)	Peak Area
>Ethanol	0.2219	1.212	136.720
n-Propanol	-----	2.019	152.506

Table 2: FID 2 B (column DB-ALC2)

Compound	Time (min)	Peak Area
Ethanol	1.359	150.962
n-Propanol	2.439	166.767

: Canonico, Erika - (29-Nov-2023)

Case: [REDACTED] User: ecanonico 11/29/2023

Scottsdale Police Department Crime Lab Volatiles Analysis

Sample:	2322996-2	Vial:	48
Description:	[REDACTED]	LIMS ID:	[REDACTED]
Method:	ethanol quant.M	Sequence:	28Nov23
Instrument:	US14173023 CN14160045	Injection date:	11/28/2023 2:53:04 PM
Data file:	C:\Chem32\1\Data\28Nov23\48.D	Analyst:	Canonico

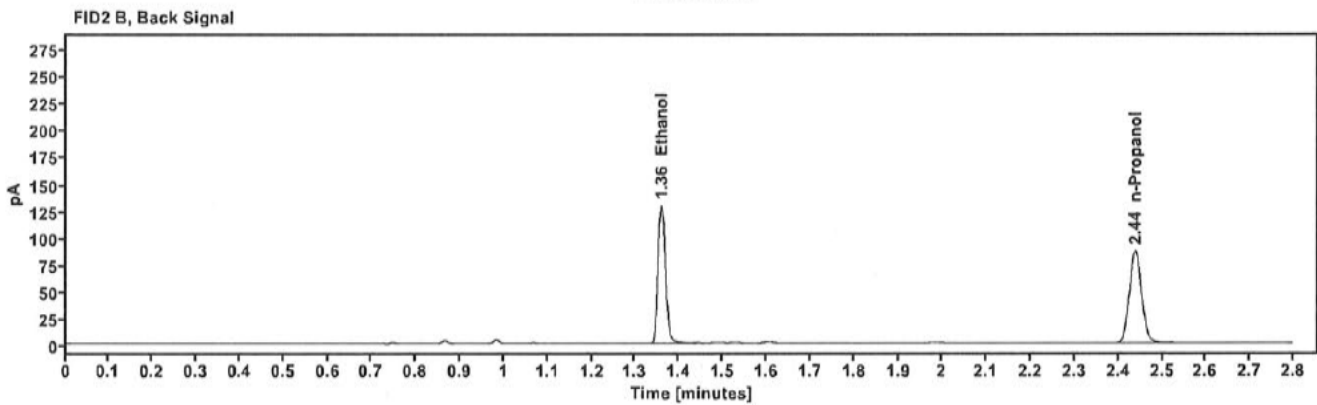
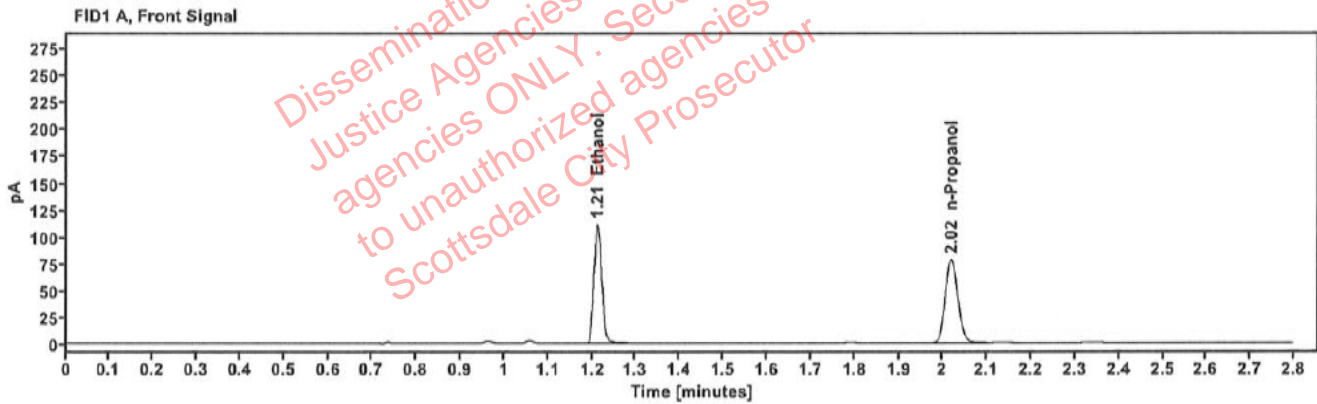


Table 1: FID 1 A (column DB-ALC1)

Compound	Amount (g/100mL)	Time (min)	Peak Area
>Ethanol	0.2236	1.212	140.790
n-Propanol	-----	2.019	155.839

Table 2: FID 2 B (column DB-ALC2)

Compound	Time (min)	Peak Area
Ethanol	1.359	155.511
n-Propanol	2.439	170.371

Scottsdale Police Department Crime Lab Volatiles Analysis

Sample:	2324062-1	Vial:	49
Description:	[REDACTED]	LIMS ID:	[REDACTED]
Method:	ethanol quant.M	Sequence:	28Nov23
Instrument:	US14173023 CN14160045	Injection date:	11/28/2023 2:57:20 PM
Data file:	C:\Chem32\1\Data\28Nov23\49.D	Analyst:	Canonico

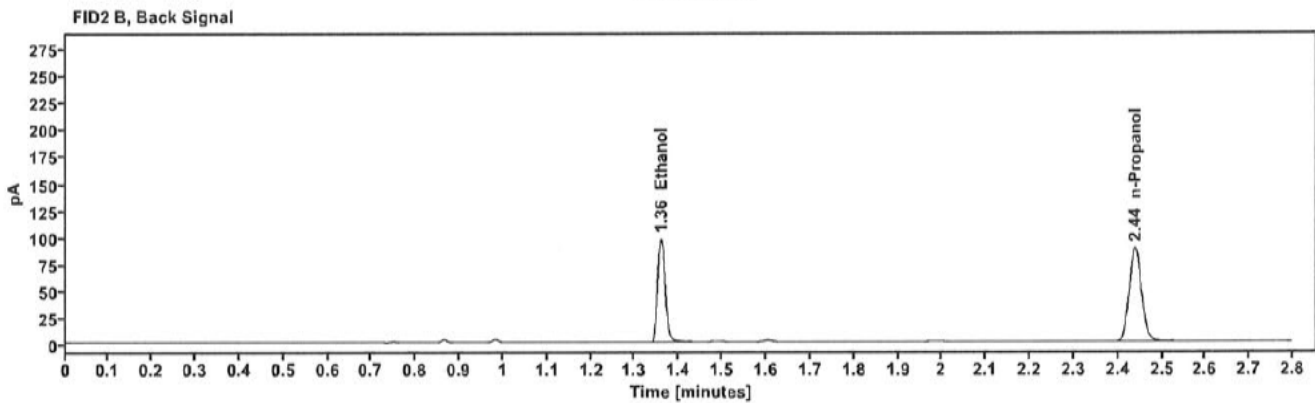
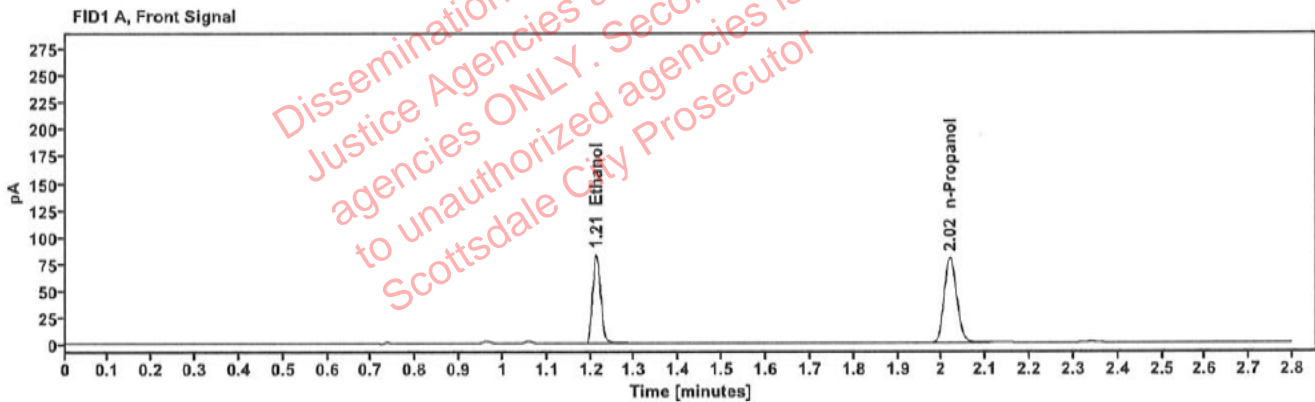


Table 1: FID 1 A (column DB-ALC1)

Compound	Amount (g/100mL)	Time (min)	Peak Area
>Ethanol	0.1653	1.212	105.945
n-Propanol	-----	2.019	158.950

Table 2: FID 2 B (column DB-ALC2)

Compound	Time (min)	Peak Area
Ethanol	1.359	116.833
n-Propanol	2.439	173.809

Scottsdale Police Department Crime Lab Volatiles Analysis

Sample:	2324062-1	Vial:	50
Description:	[REDACTED]	LIMS ID:	[REDACTED]
Method:	ethanol quant.M	Sequence:	28Nov23
Instrument:	US14173023 CN14160045	Injection date:	11/28/2023 3:01:20 PM
Data file:	C:\Chem32\1\Data\28Nov23\50.D	Analyst:	Canonico

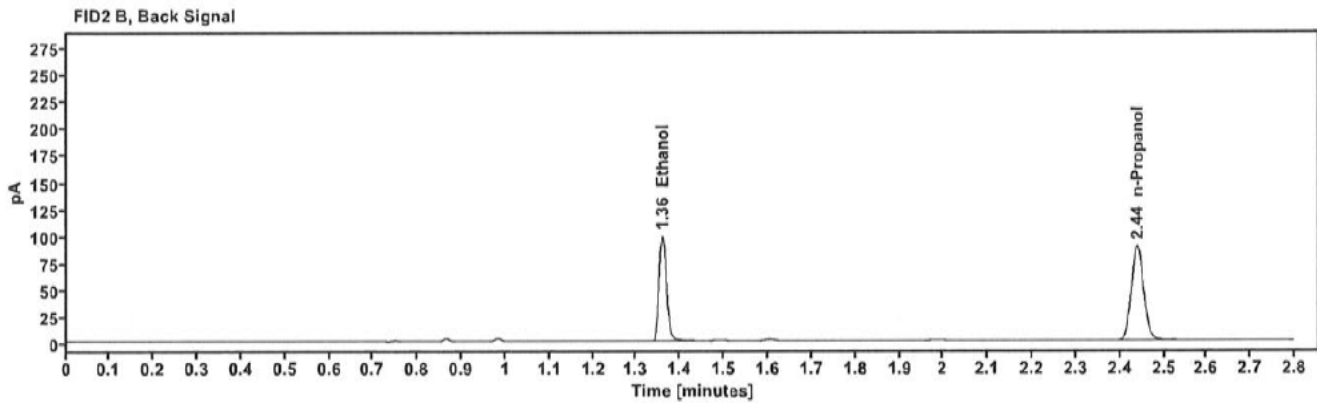
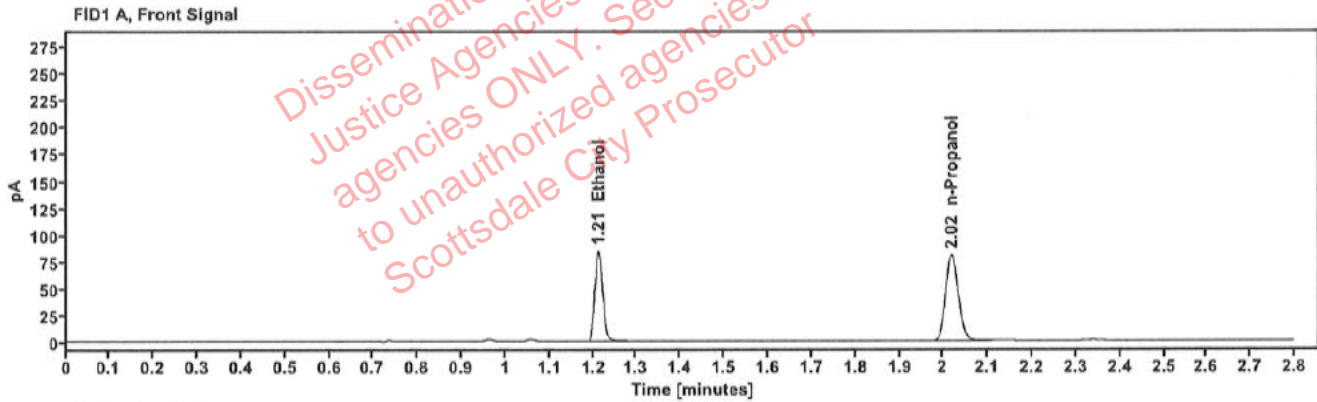


Table 1: FID 1 A (column DB-ALC1)

Compound	Amount (g/100mL)	Time (min)	Peak Area
>Ethanol	0.1655	1.212	107.183
n-Propanol	-----	2.019	160.533

Table 2: FID 2 B (column DB-ALC2)

Compound	Time (min)	Peak Area
Ethanol	1.359	118.470
n-Propanol	2.439	175.399

Scottsdale Police Department Crime Lab Volatiles Analysis

Sample:	2323941-1	Vial:	51
Description:	[REDACTED]	LIMS ID:	[REDACTED]
Method:	ethanol quant.M	Sequence:	28Nov23
Instrument:	US14173023 CN14160045	Injection date:	11/28/2023 3:05:20 PM
Data file:	C:\Chem32\1\Data\28Nov23\51.D	Analyst:	Canonico

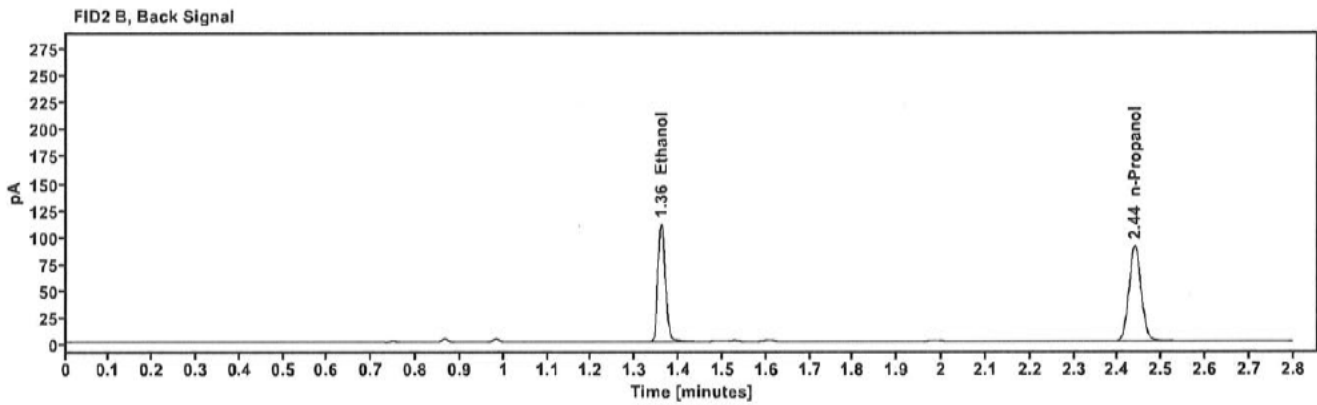
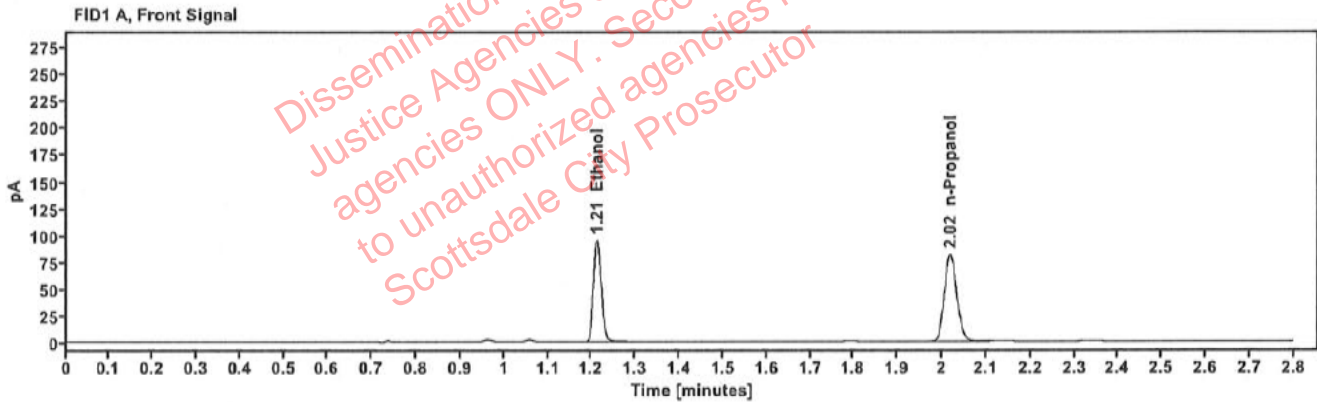


Table 1: FID 1 A (column DB-ALC1)

Compound	Amount (g/100mL)	Time (min)	Peak Area
>Ethanol	0.1843	1.212	120.726
n-Propanol	-----	2.019	162.324

Table 2: FID 2 B (column DB-ALC2)

Compound	Time (min)	Peak Area
Ethanol	1.359	133.406
n-Propanol	2.439	177.133

Scottsdale Police Department Crime Lab Volatiles Analysis

Sample:	2323941-1	Vial:	52
Description:	[REDACTED]	LIMS ID:	[REDACTED]
Method:	ethanol quant.M	Sequence:	28Nov23
Instrument:	US14173023 CN14160045	Injection date:	11/28/2023 3:09:19 PM
Data file:	C:\Chem32\1\Data\28Nov23\52.D	Analyst:	Canonico

Dissemination is restricted to Criminal Justice Agencies and authorized agencies ONLY. Secondary dissemination to unauthorized agencies is PROHIBITED. Scottsdale City Prosecutor

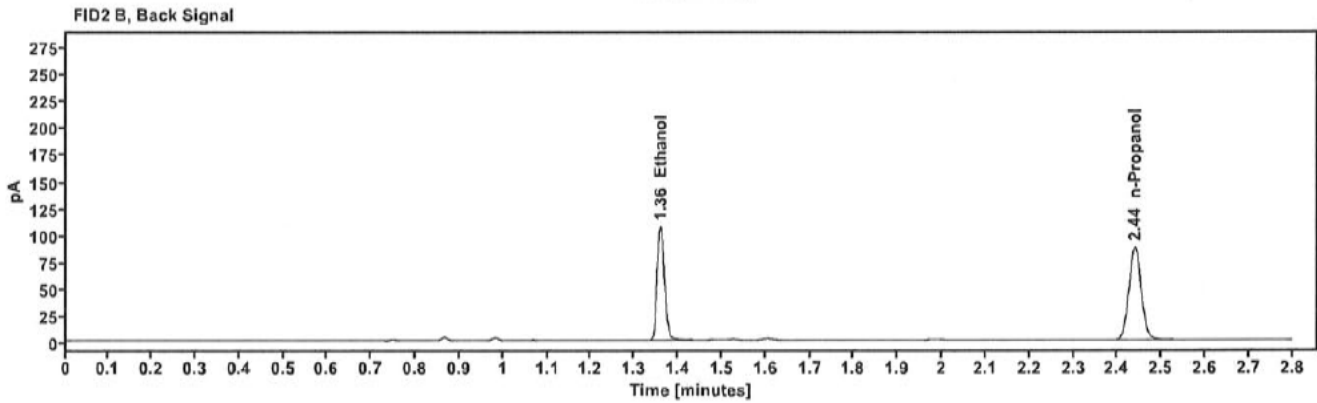
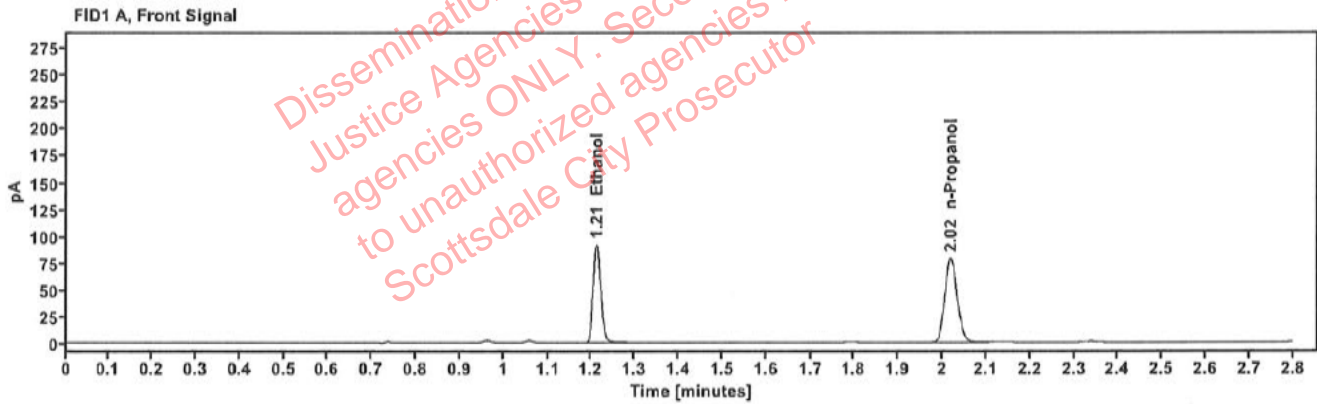


Table 1: FID 1 A (column DB-ALC1)

Compound	Amount (g/100mL)	Time (min)	Peak Area
>Ethanol	0.1827	1.212	116.332
n-Propanol	-----	2.019	157.730

Table 2: FID 2 B (column DB-ALC2)

Compound	Time (min)	Peak Area
Ethanol	1.359	128.474
n-Propanol	2.439	171.858