

SCOTTSDALE POLICE DEPARTMENT CRIME LABORATORY BLOOD ALCOHOL FACE SHEET

ANALYSIS DATE 02/03/2020 SEQUENCE NAME 03Feb20

EQUIPMENT

Pipettor Hamilton ML600EH7497 Hamilton ML600GJ10749
 Gas Chromatograph Agilent US14173023

INSTRUMENT CALIBRATION

Vial 1 0.02 calibrator Lot FN03241604 Coefficient of determination (r²)
 Vial 2 0.10 calibrator Lot FN02271802 0.99959
 Vial 3 0.20 calibrator Lot FN06231704
 Vial 4 0.40 calibrator Lot FN05131606

CALIBRATION VERIFICATION AND RESOLUTION TEST

Vial	Sample	Expected result	Measured result	Manufacturer/lot
5	Blank	Not detected	Not detected	SPD lab 121219
6	Volatiles mixture	6 compounds	6 compounds	SPD lab 070819
7	Aqueous control	0.400 g/dL	0.410 g/dL	Lipomed 11092018-A
8	Aqueous control	0.040 g/dL	0.038 g/dL	Lipomed 14082019-B
9	Blood control	0.198 g/dL	0.206 g/dL	ACQ 407041529/13
20	Aqueous control	0.080 g/dL	0.078 g/dL	Lipomed 03102016-A/1
31	Aqueous control	0.150 g/dL	0.152 g/dL	Lipomed 09022015-C
42	Blood control	0.198 g/dL	0.202 g/dL	ACQ 407041529/13
53	Aqueous control	0.080 g/dL	0.079 g/dL	Lipomed 03102016-A/1
62	Aqueous control	0.400 g/dL	0.418 g/dL	Lipomed 11092018-A
63	Aqueous control	0.040 g/dL	0.038 g/dL	Lipomed 14082019-B
64	Blood control	0.198 g/dL	0.205 g/dL	ACQ 407041529/13
65	Blank	Not detected	Not detected	SPD lab 040919WB

SUBJECT SAMPLES

Subjects in the sequence 24 Subjects requiring reanalysis 0

ADDITIONAL NOTES: A period was placed after the middle initial of the
defendant's name in DR [REDACTED] in both chromatograms, the sequence summary,
and the report.

Run valid Run valid
 Run invalid Erika Canonico Analyst Run invalid KOSECKI Technical Reviewer

Scottsdale Police Department Crime Laboratory Sequence Quality Assurance Summary

SEQUENCE NAME: 03Feb20

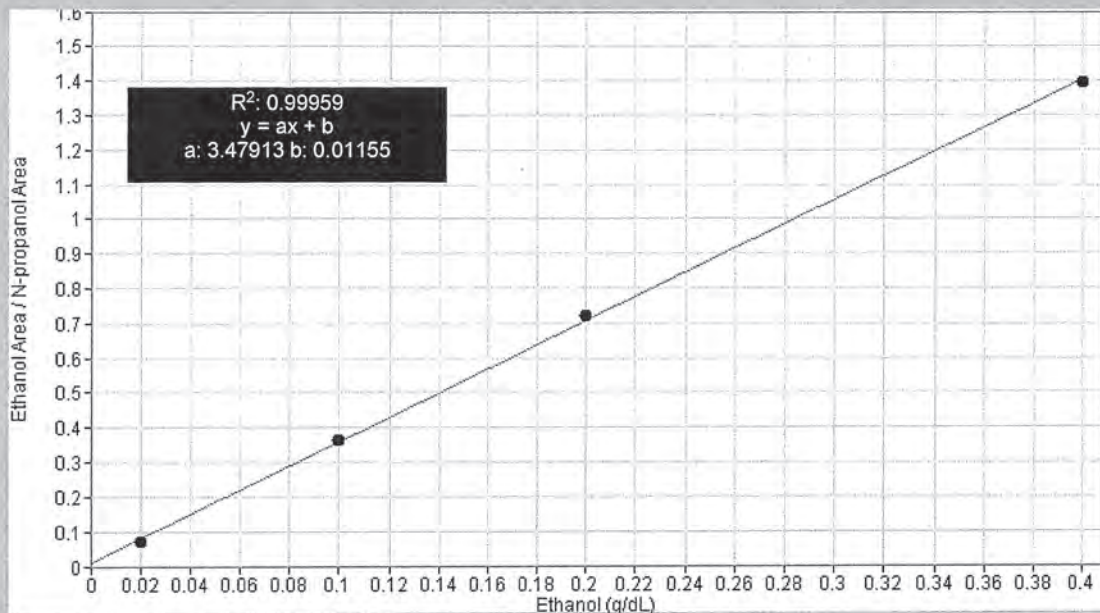
ANALYST: Canonico

ee

Sample Name	Vial	Measured Value (g/dL)	Expected Value (g/dL)	Percent Difference	Absolute Difference (g/dL)
blank 121219	5	negative	negative	-	-
0.400 11092018-A	7	0.410	0.400	2.50	0.010
0.040 14082019-B	8	0.038	0.040	5.00	-0.002
0.198 407041529/13	9	0.206	0.198	4.04	0.008
0.080 03102016-A/1	20	0.078	0.080	2.50	-0.002
0.150 09022015-C	31	0.152	0.150	1.33	0.002
0.198 407041529/13	42	0.202	0.198	2.02	0.004
0.080 03102016-A/1	53	0.079	0.080	1.25	-0.001
0.400 11092018-A	62	0.418	0.400	4.50	0.018
0.040 14082019-B	63	0.038	0.040	5.00	-0.002
0.198 407041529/13	64	0.205	0.198	3.54	0.007
blank 040919WB	65	negative	negative	-	-

Calibrator	Ethanol Area	N-propanol Area	Ratio
0.020	12.010	171.086	0.070
0.100	64.321	176.764	0.364
0.200	121.022	167.729	0.722
0.400	244.944	168.902	1.450

Calibration Line



Scottsdale Police Department Crime Lab Volatiles Analysis

Sample: FN03241604	Vial: 1
Description: 0.020 calibrator	Sequence: 03Feb20
Method: ethanol quant.M	Injection date: 2/3/2020 3:32:00 PM
Instrument: US14173023 CN14160045	Analyst: Canonico ee
Data file: C:\Chem32\1\Data\03Feb20\1.D	

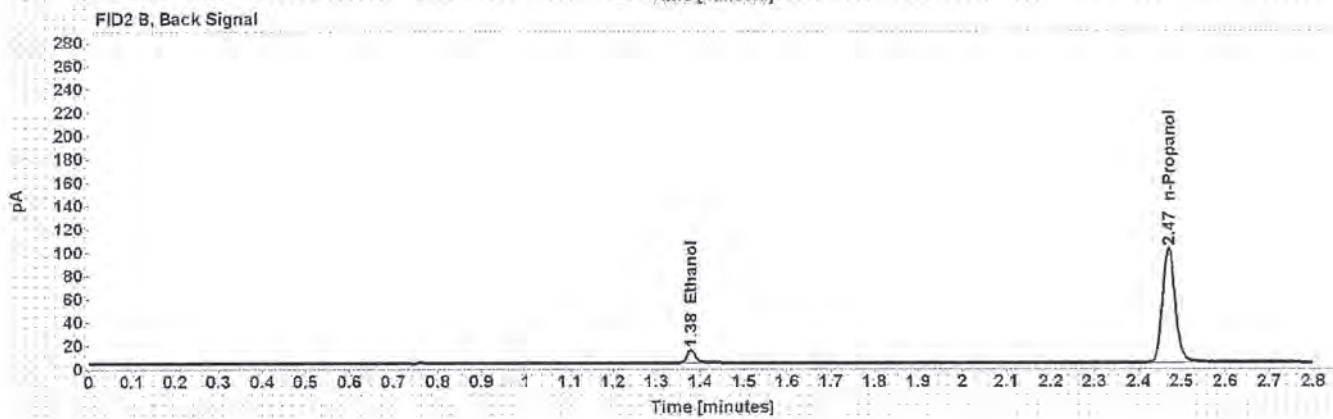
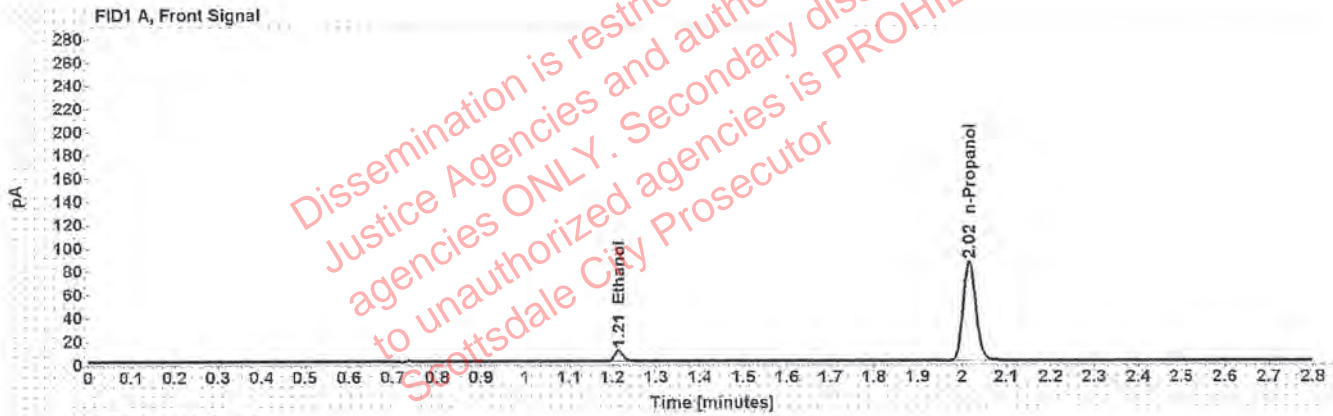


Table 1: FID 1 A (column DB-ALC1)

Compound	Time (min)	Peak Area
Ethanol	1.213	12.010
n-Propanol	2.016	171.086

Table 2: FID 2 B (column DB-ALC2)

Compound	Time (min)	Peak Area
Ethanol	1.378	14.571
n-Propanol	2.470	201.872

Scottsdale Police Department Crime Lab Volatiles Analysis

Sample: FN02271802	Vial: 2
Description: 0.100 calibrator	Sequence: 03Feb20
Method: ethanol quant.M	Injection date: 2/3/2020 3:36:01 PM
Instrument: US14173023 CN14160045	Analyst: Canonico Ee
Data file: C:\Chem32\1\Data\03Feb20\2.D	

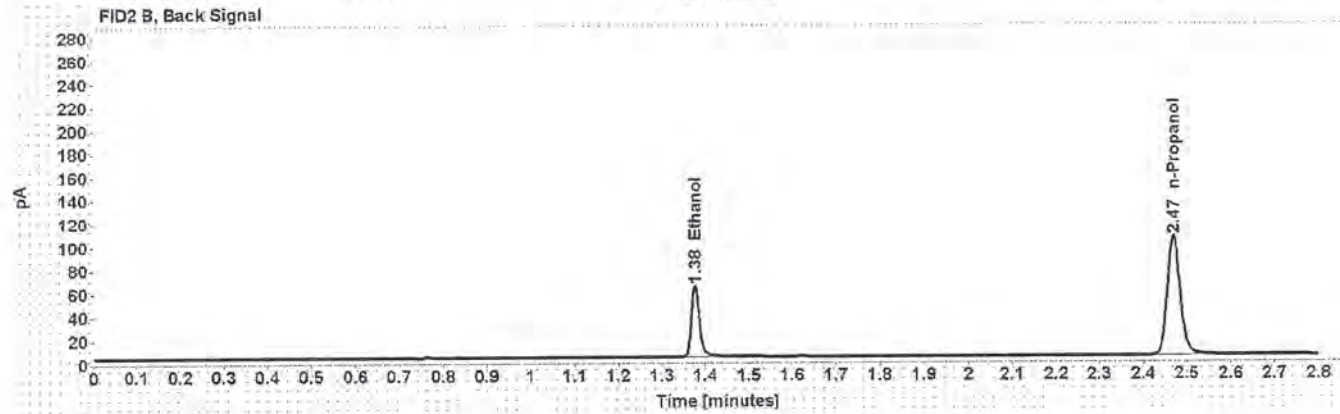
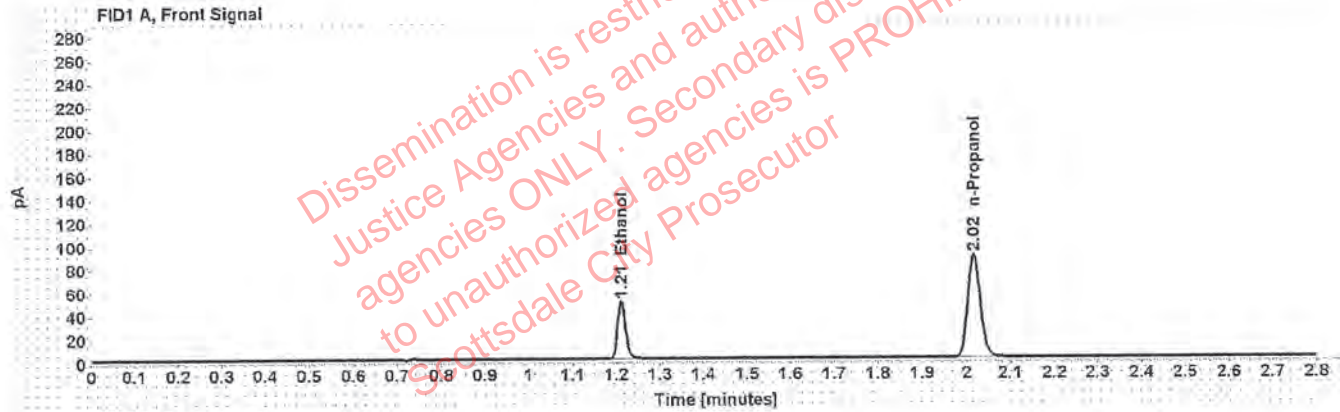


Table 1: FID 1 A (column DB-ALC1)

Compound	Time (min)	Peak Area
Ethanol	1.211	64.321
n-Propanol	2.017	176.764

Table 2: FID 2 B (column DB-ALC2)

Compound	Time (min)	Peak Area
Ethanol	1.377	77.802
n-Propanol	2.470	209.686

Scottsdale Police Department Crime Lab Volatiles Analysis

Sample: FN06231704	Vial: 3
Description: 0.200 calibrator	Sequence: 03Feb20
Method: ethanol quant.M	Injection date: 2/3/2020 3:40:00 PM
Instrument: US14173023 CN14160045	Analyst: Canonico EE
Data file: C:\Chem32\1\Data\03Feb20\3.D	

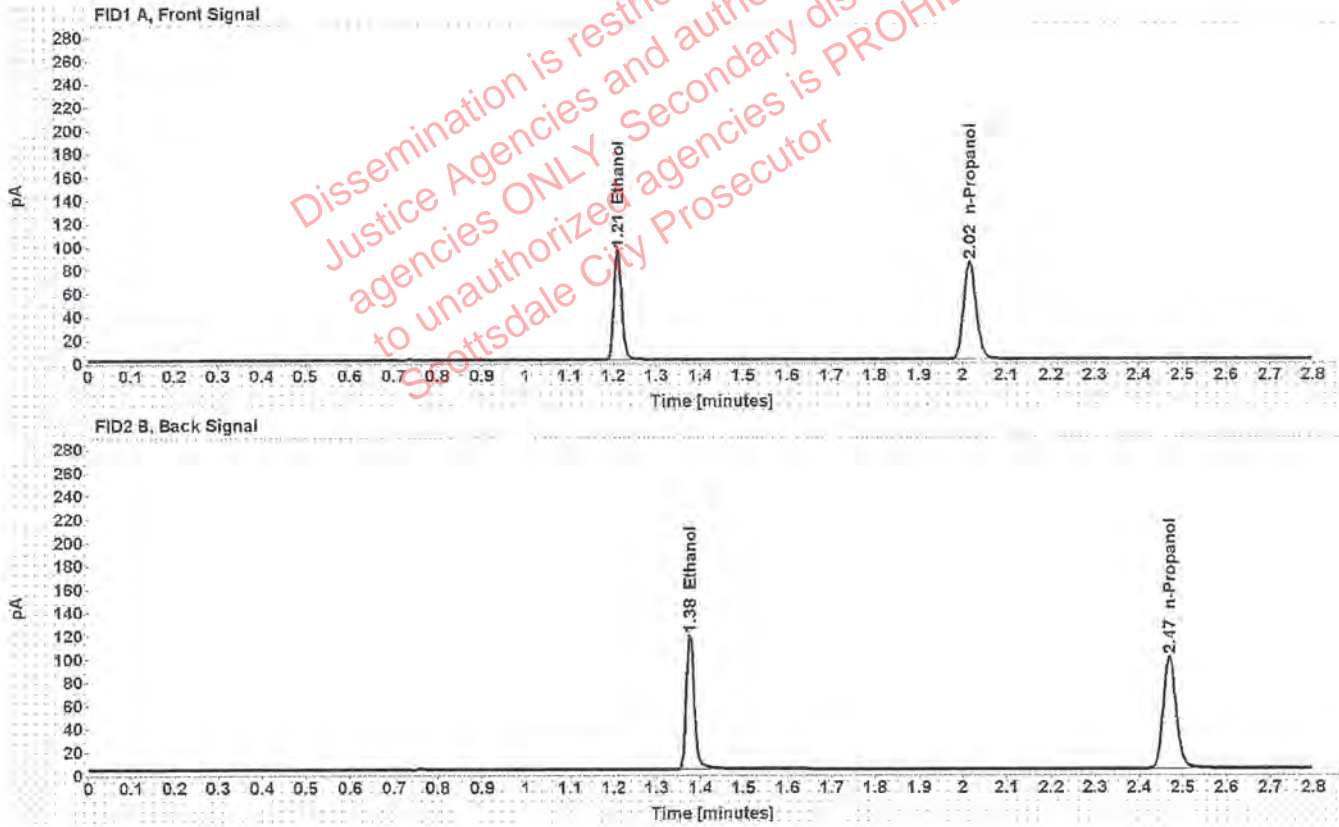


Table 1: FID 1 A (column DB-ALC1)

Compound	Time (min)	Peak Area
Ethanol	1.210	121.022
n-Propanol	2.016	167.729

Table 2: FID 2 B (column DB-ALC2)

Compound	Time (min)	Peak Area
Ethanol	1.376	147.907
n-Propanol	2.469	199.219

Scottsdale Police Department Crime Lab Volatiles Analysis

Sample: FN05131606	Vial: 4
Description: 0.400 calibrator	Sequence: 03Feb20
Method: ethanol quant.M	Injection date: 2/3/2020 3:44:00 PM
Instrument: US14173023 CN14160045	Analyst: Canonico El
Data file: C:\Chem32\1\Data\03Feb20\4.D	

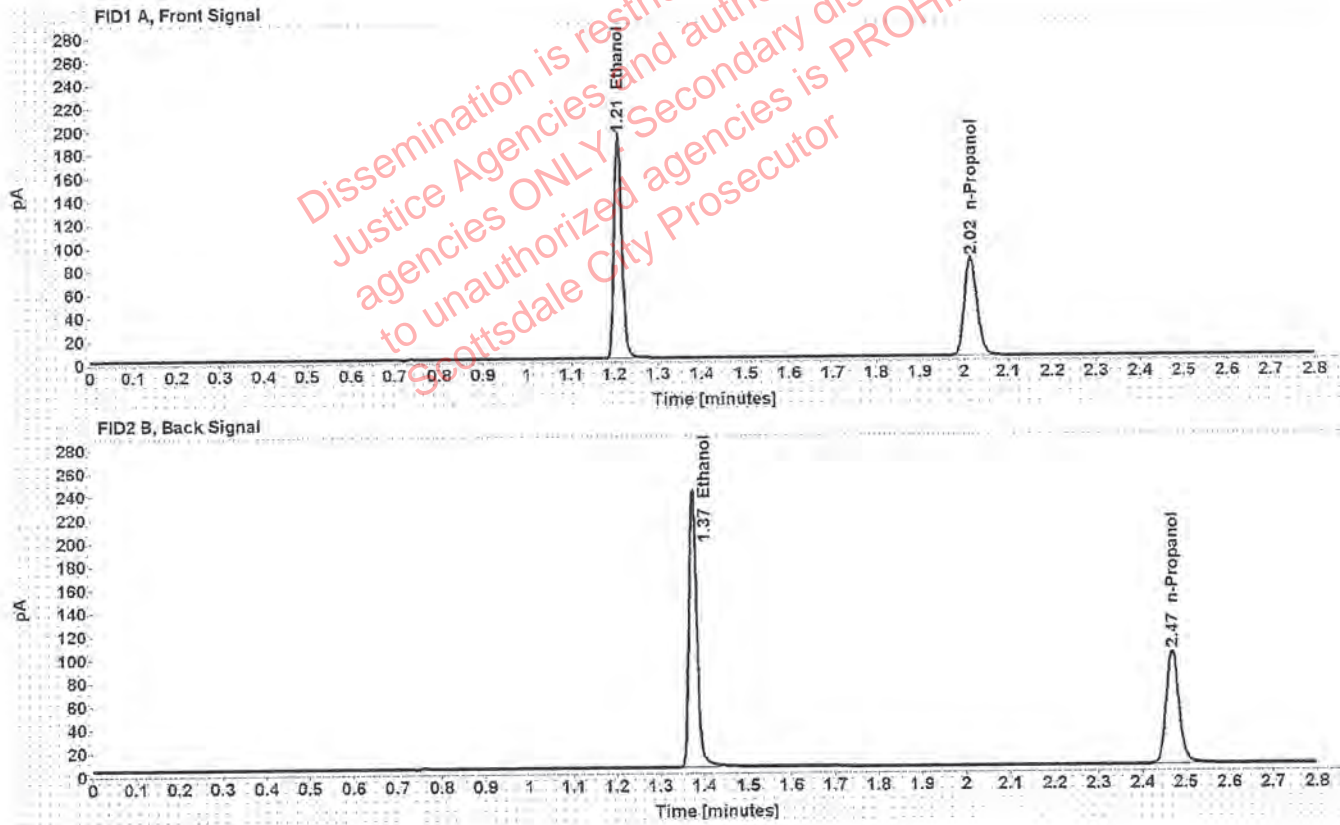


Table 1: FID 1 A (column DB-ALC1)

Compound	Time (min)	Peak Area
Ethanol	1.209	244.944
n-Propanol	2.016	168.902

Table 2: FID 2 B (column DB-ALC2)

Compound	Time (min)	Peak Area
Ethanol	1.374	300.476
n-Propanol	2.468	201.112

Scottsdale Police Department Crime Lab Volatiles Analysis

Sample:	121219	Vial:	5
Description:	Negative	LIMS ID:	
Method:	ethanol quant.M	Sequence:	03Feb20
Instrument:	US14173023 CN14160045	Injection date:	2/3/2020 3:48:00 PM
Data file:	C:\Chem32\1\Data\03Feb20\5.D	Analyst:	Canonico EC

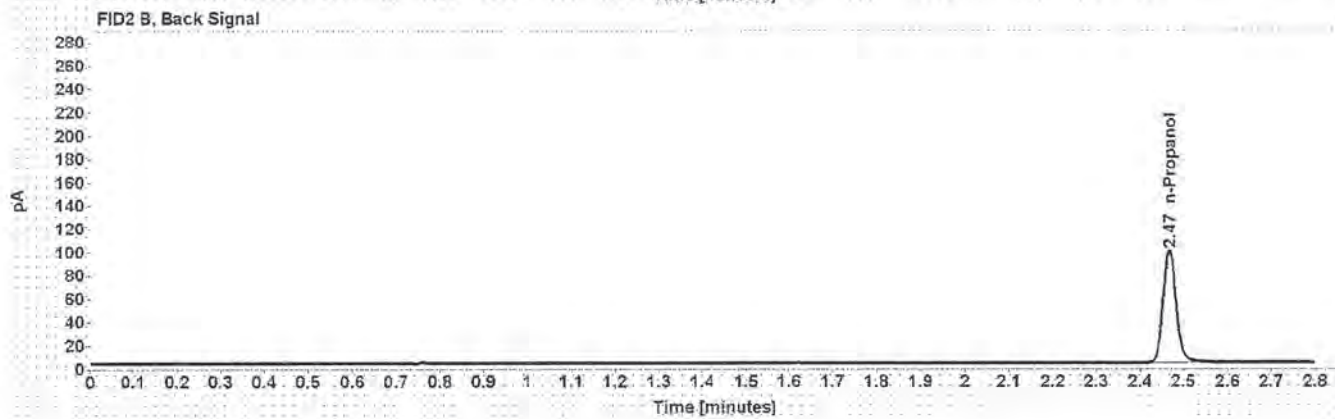



Table 1: FID 1 A (column DB-ALC1)

Compound	Amount (g/100mL)	Time (min)	Peak Area
n-Propanol	-----	2.015	168.088

Table 2: FID 2 B (column DB-ALC2)

Compound	Time (min)	Peak Area
n-Propanol	2.468	199.328

Scottsdale Police Department Crime Lab Volatiles Analysis

Sample: 070819	Vial: 6
Description: Volatiles mix	LIMS ID:
Method: ethanol quant.M	Sequence: 03Feb20
Instrument: US14173023 CN14160045	Injection date: 2/3/2020 3:52:00 PM
Data file: C:\Chem32\1\Data\03Feb20\6.D	Analyst: Canonico <i>EE</i>

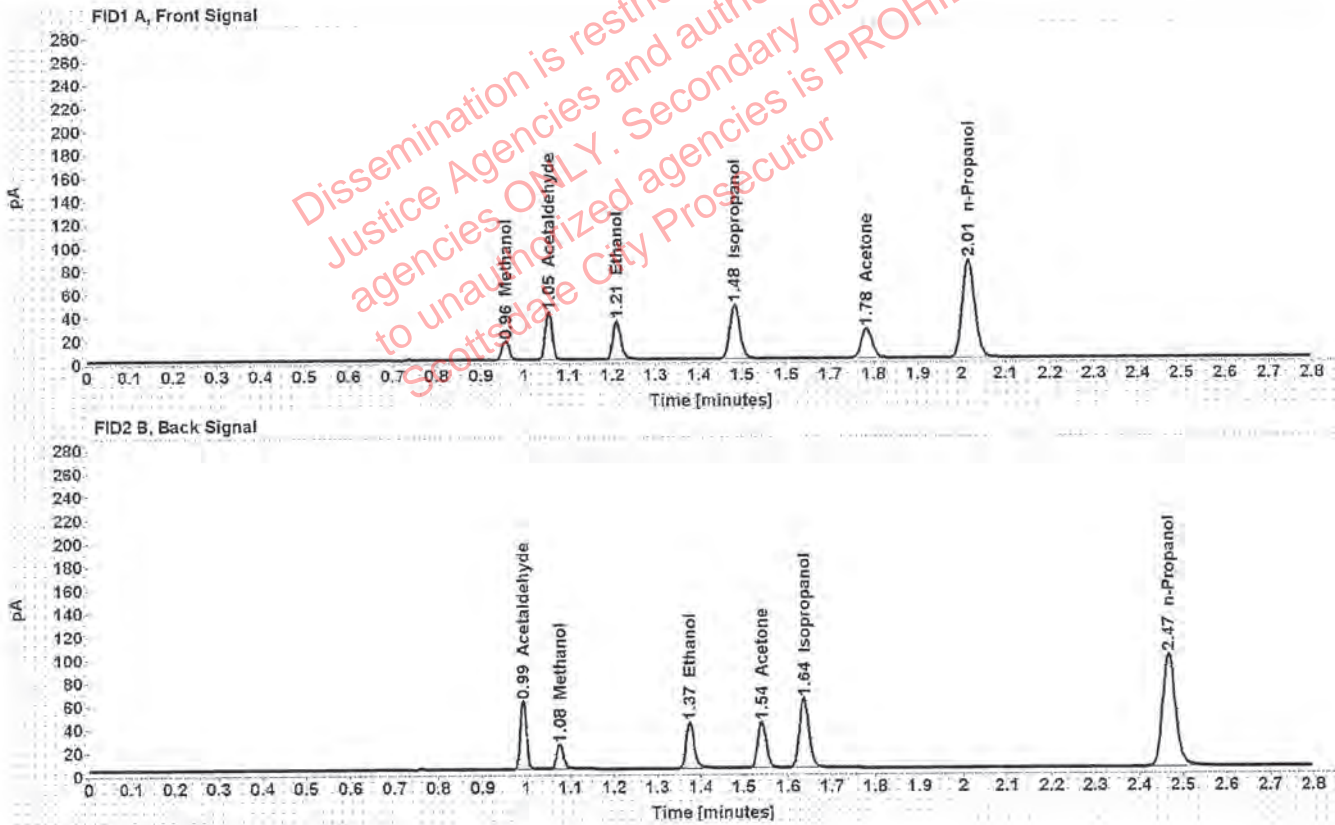


Table 1: FID 1 A (column DB-ALC1)

Compound	Amount (g/100mL)	Time (min)	Peak Area
Methanol	-----	0.957	18.735
Acetaldehyde	-----	1.054	45.434
>Ethanol	0.0690	1.210	42.420
Isopropanol	-----	1.483	74.398
Acetone	-----	1.783	44.244
n-Propanol	-----	2.015	168.613

Table 2: FID 2 B (column DB-ALC2)

Compound	Time (min)	Peak Area
Acetaldehyde	0.992	58.397
Methanol	1.076	23.694
Ethanol	1.374	51.308
Acetone	1.541	52.949
Isopropanol	1.636	92.387
n-Propanol	2.467	201.009

Scottsdale Police Department Crime Lab Volatiles Analysis

Sample: 11092018-A	Vial: 7
Description: 0.400	LIMS ID:
Method: ethanol quant.M	Sequence: 03Feb20
Instrument: US14173023 CN14160045	Injection date: 2/3/2020 3:56:15 PM
Data file: C:\Chem321\Data\03Feb20\7.D	Analyst: Canonico EQ

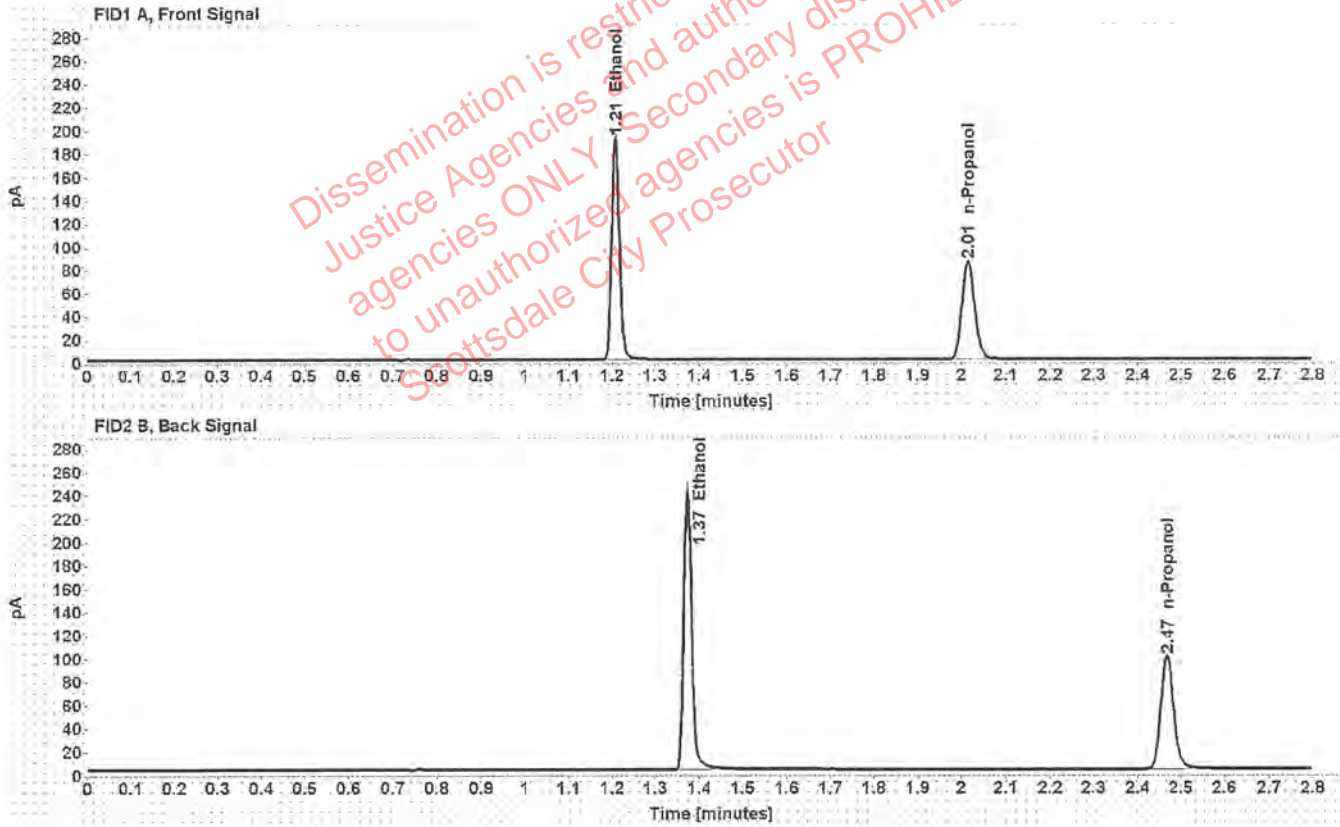


Table 1: FID 1 A (column DB-ALC1)

Compound	Amount (g/100mL)	Time (min)	Peak Area
>Ethanol	0.4106	1.208	244.030
n-Propanol	-----	2.015	169.469

Table 2: FID 2 B (column DB-ALC2)

Compound	Time (min)	Peak Area
Ethanol	1.373	299.309
n-Propanol	2.468	201.925

Scottsdale Police Department Crime Lab Volatiles Analysis

Sample: 14082019-B	Vial: 8
Description: 0.040	LIMS ID:
Method: ethanol quant.M	Sequence: 03Feb20
Instrument: US14173023 CN14160045	Injection date: 2/3/2020 4:00:14 PM
Data file: C:\Chem32\1\Data\03Feb20\8.D	Analyst: Canonico <i>EC</i>

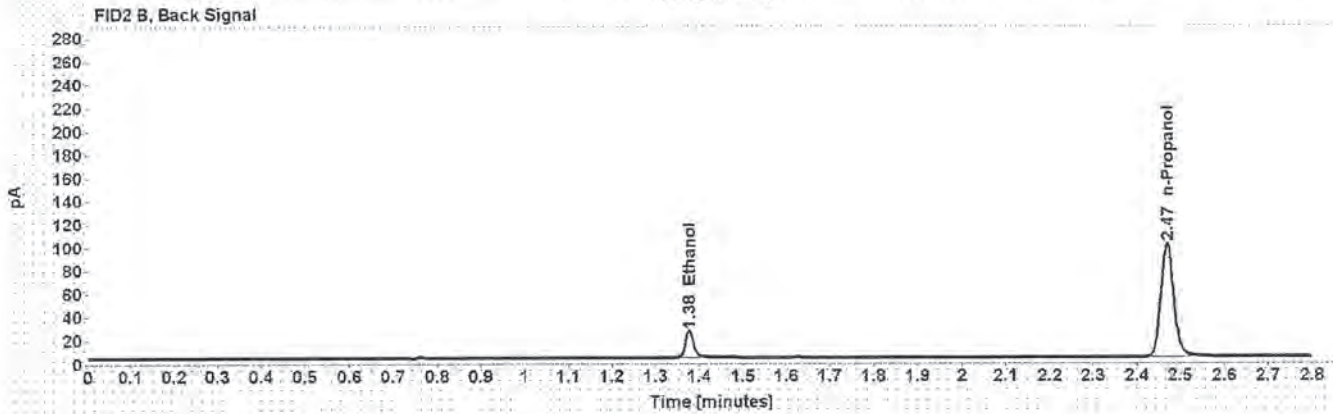



Table 1: FID 1 A (column DB-ALC1)

Compound	Amount (g/100mL)	Time (min)	Peak Area
>Ethanol	0.0380	1.212	24.590
n-Propanol	-----	2.016	170.871

Table 2: FID 2 B (column DB-ALC2)

Compound	Time (min)	Peak Area
Ethanol	1.377	29.610
n-Propanol	2.470	202.566

Scottsdale Police Department Crime Lab Volatiles Analysis

Sample: 407041529/13	Vial: 9
Description: 0.198	LIMS ID:
Method: ethanol quant.M	Sequence: 03Feb20
Instrument: US14173023 CN14160045	Injection date: 2/3/2020 4:04:16 PM
Data file: C:\Chem32\1\Data\03Feb20\9.D	Analyst: Canonico <i>EC</i>

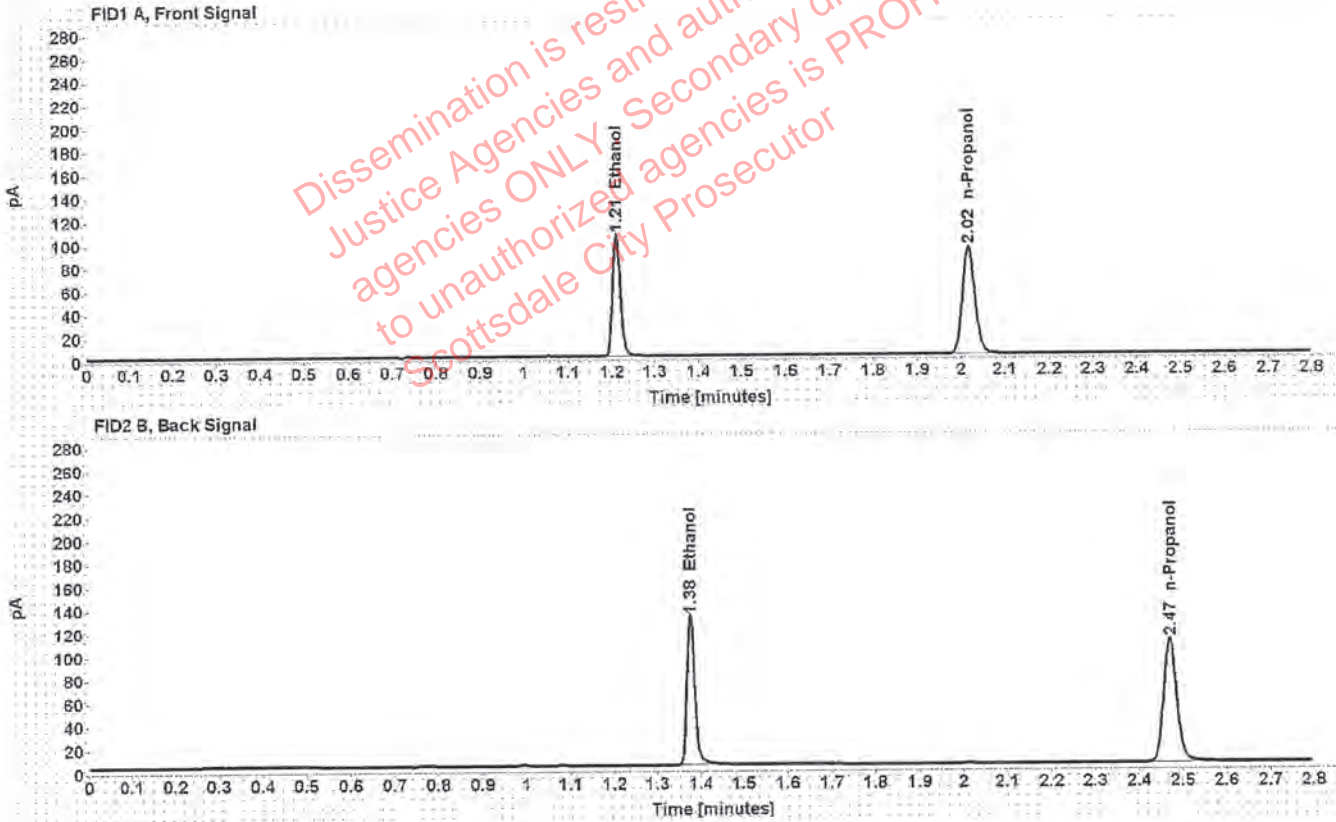


Table 1: FID 1 A (column DB-ALC1)

Compound	Amount (g/100mL)	Time (min)	Peak Area
>Ethanol	0.2063	1.211	134.665
n-Propanol	-----	2.017	184.659

Table 2: FID 2 B (column DB-ALC2)

Compound	Time (min)	Peak Area
Ethanol	1.377	164.322
n-Propanol	2.471	220.324

Scottsdale Police Department Crime Lab Volatiles Analysis

Sample: 03102016-A/1	Vial: 20
Description: 0.080	LIMS ID:
Method: ethanol quant.M	Sequence: 03Feb20
Instrument: US14173023 CN14160045	Injection date: 2/3/2020 4:48:44 PM
Data file: C:\Chem32\1\Data\03Feb20\20.D	Analyst: Canonico <i>ee</i>

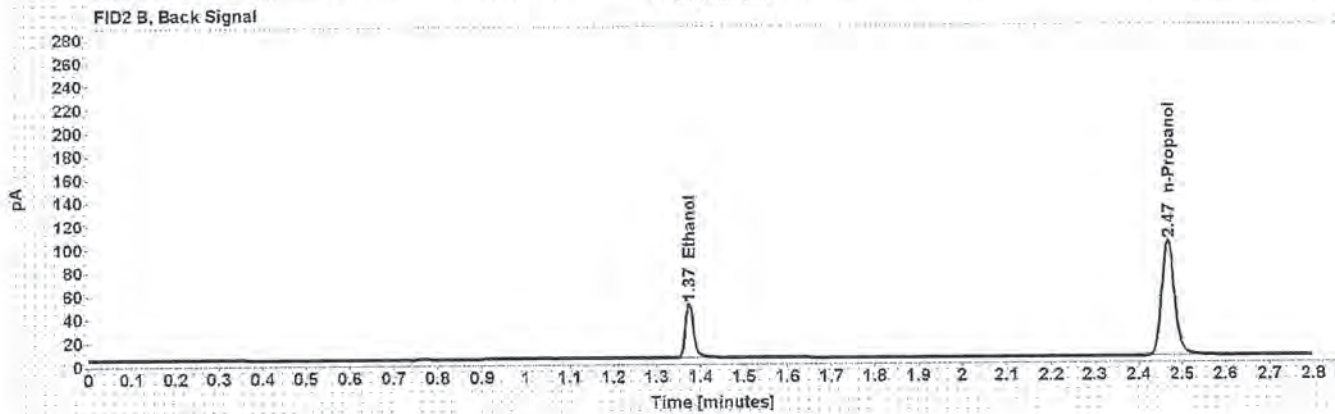
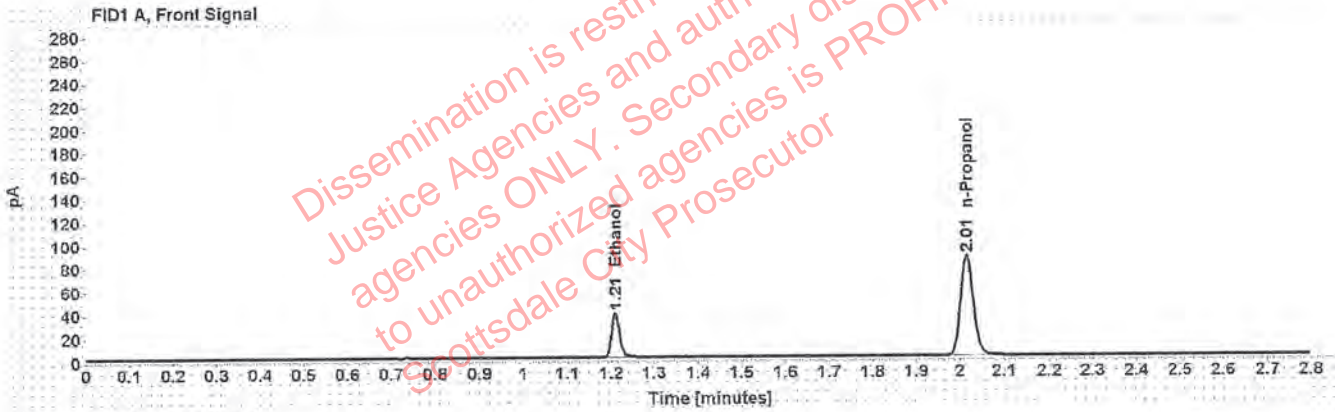


Table 1: FID 1 A (column DB-ALC1)

Compound	Amount (g/100mL)	Time (min)	Peak Area
>Ethanol	0.0788	1.210	49.459
n-Propanol	-----	2.015	173.130

Table 2: FID 2 B (column DB-ALC2)

Compound	Time (min)	Peak Area
Ethanol	1.374	60.139
n-Propanol	2.468	206.067

Scottsdale Police Department Crime Lab Volatiles Analysis

Sample: 09022015-C	Vial: 31
Description: 0.150	LIMS ID:
Method: ethanol quant.M	Sequence: 03Feb20
Instrument: US14173023 CN14160045	Injection date: 2/3/2020 5:33:14 PM
Data file: C:\Chem32\1\Data\03Feb20\31.D	Analyst: Canonico <i>EC</i>

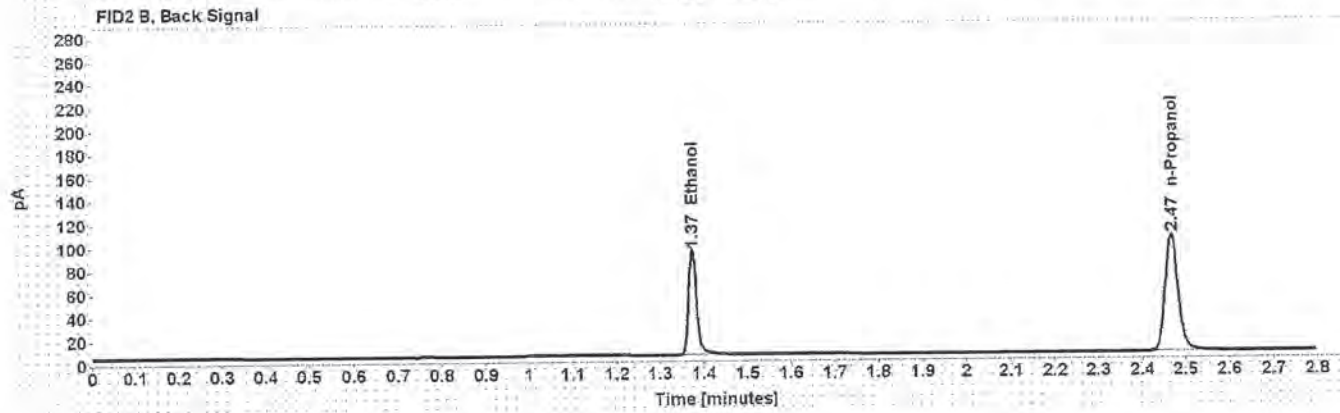
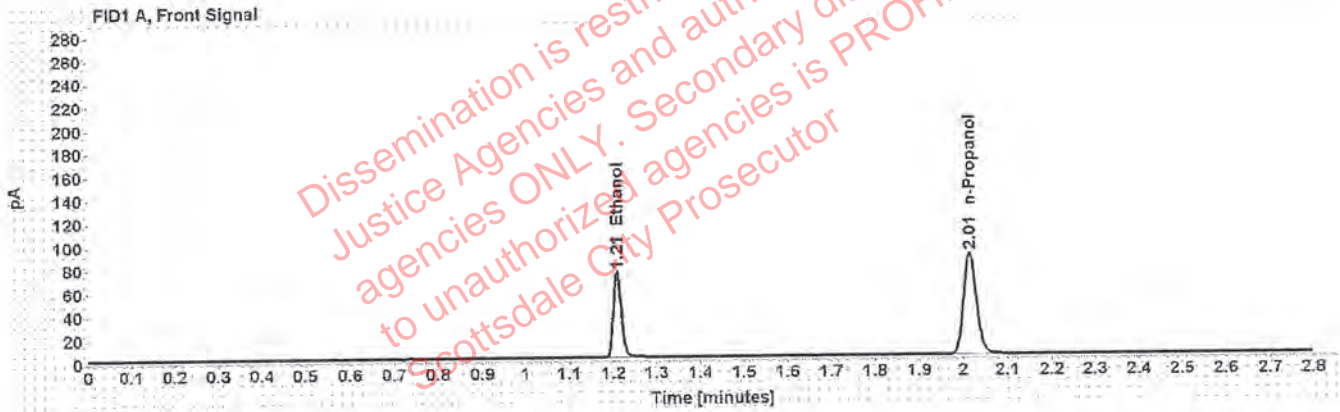


Table 1: FID 1 A (column DB-ALC1)

Compound	Amount (g/100mL)	Time (min)	Peak Area
>Ethanol	0.1526	1.209	94.877
n-Propanol	-----	2.015	174.877

Table 2: FID 2 B (column DB-ALC2)

Compound	Time (min)	Peak Area
Ethanol	1.374	115.805
n-Propanol	2.468	208.844

Scottsdale Police Department Crime Lab Volatiles Analysis

Sample: 407041529/13	Vial: 42
Description: 0.198	LIMS ID:
Method: ethanol quant.M	Sequence: 03Feb20
Instrument: US14173023 CN14160045	Injection date: 2/3/2020 6:17:31 PM
Data file: C:\Chem32\1\Data\03Feb20\42.D	Analyst: Canonico <i>EC</i>

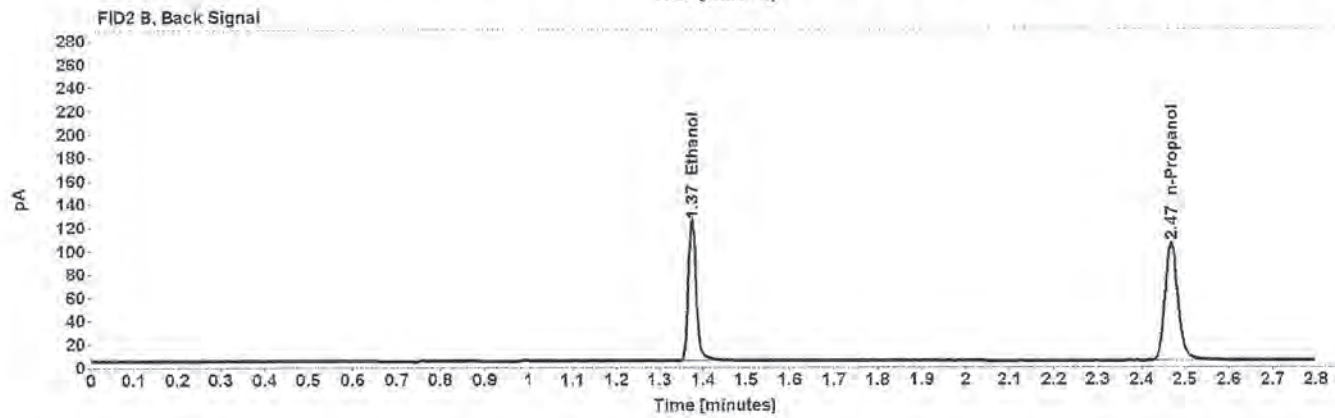
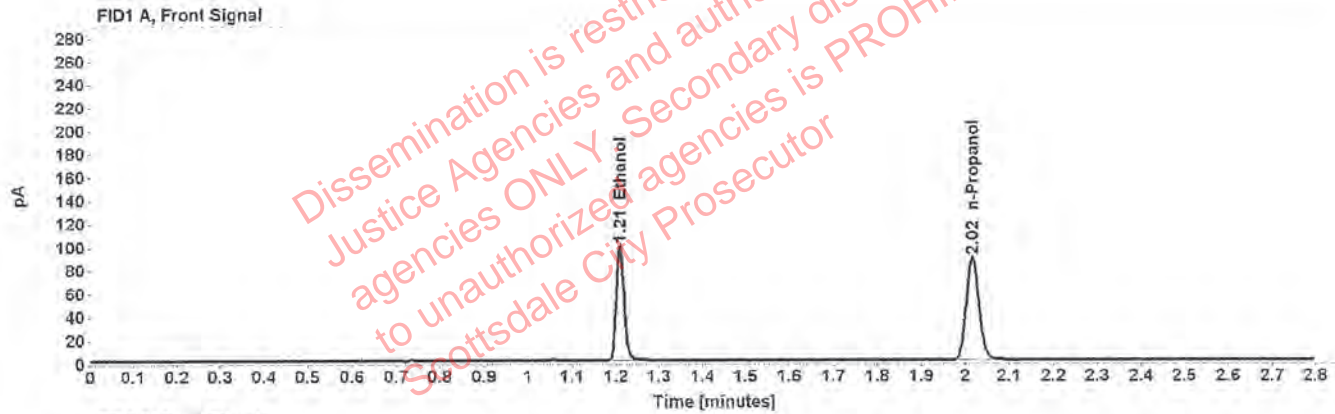


Table 1: FID 1 A (column DB-ALC1)

Compound	Amount (g/100mL)	Time (min)	Peak Area
>Ethanol	0.2026	1.209	126.291
n-Propanol	-----	2.016	176.295

Table 2: FID 2 B (column DB-ALC2)

Compound	Time (min)	Peak Area
Ethanol	1.374	154.337
n-Propanol	2.469	211.281

Scottsdale Police Department Crime Lab Volatiles Analysis

Sample: 03102016-A/1	Vial: 53
Description: 0.080	LIMS ID:
Method: ethanol quant.M	Sequence: 03Feb20
Instrument: US14173023 CN14160045	Injection date: 2/3/2020 7:02:01 PM
Data file: C:\Chem32\1\Data\03Feb20\53.D	Analyst: Canonico <i>EC</i>

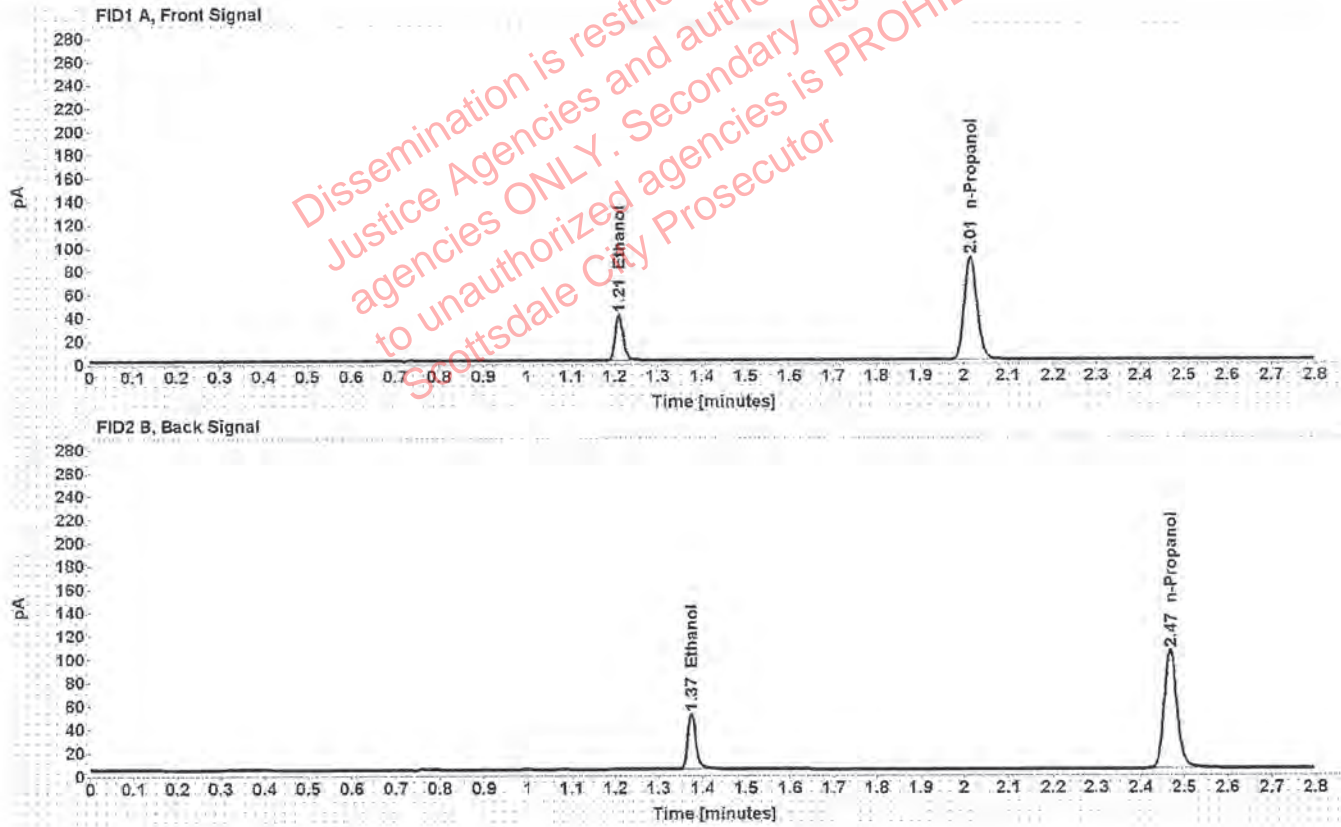


Table 1: FID 1 A (column DB-ALC1)

Compound	Amount (g/100mL)	Time (min)	Peak Area
>Ethanol	0.0791	1.210	50.722
n-Propanol	-----	2.015	176.795

Table 2: FID 2 B (column DB-ALC2)

Compound	Time (min)	Peak Area
Ethanol	1.374	62.072
n-Propanol	2.468	211.549

Scottsdale Police Department Crime Lab Volatiles Analysis

Sample: 11092018-A	Vial: 62
Description: 0.400	LIMS ID:
Method: ethanol quant.M	Sequence: 03Feb20
Instrument: US14173023 CN14160045	Injection date: 2/3/2020 7:38:30 PM
Data file: C:\Chem32\1\Data\03Feb20\62.D	Analyst: Canonico <i>EC</i>

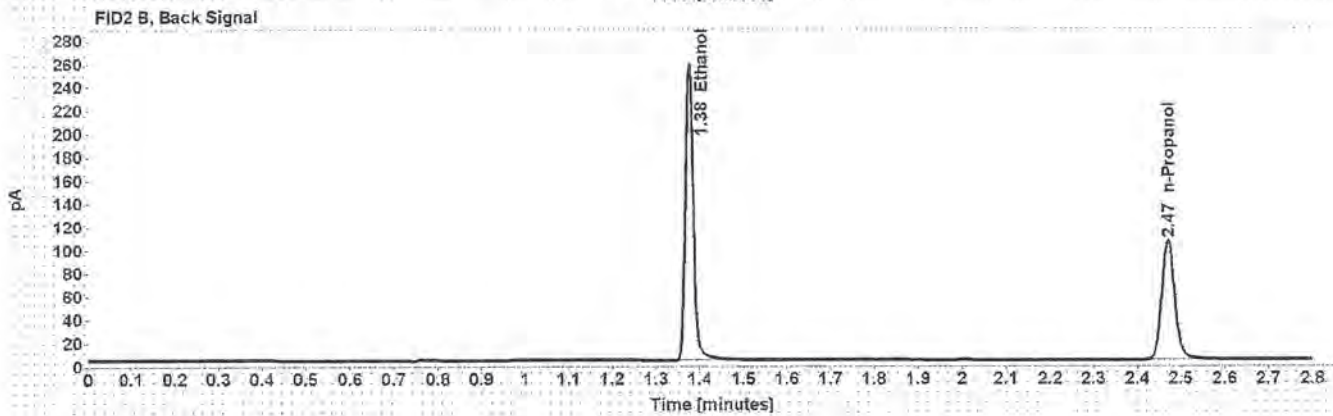
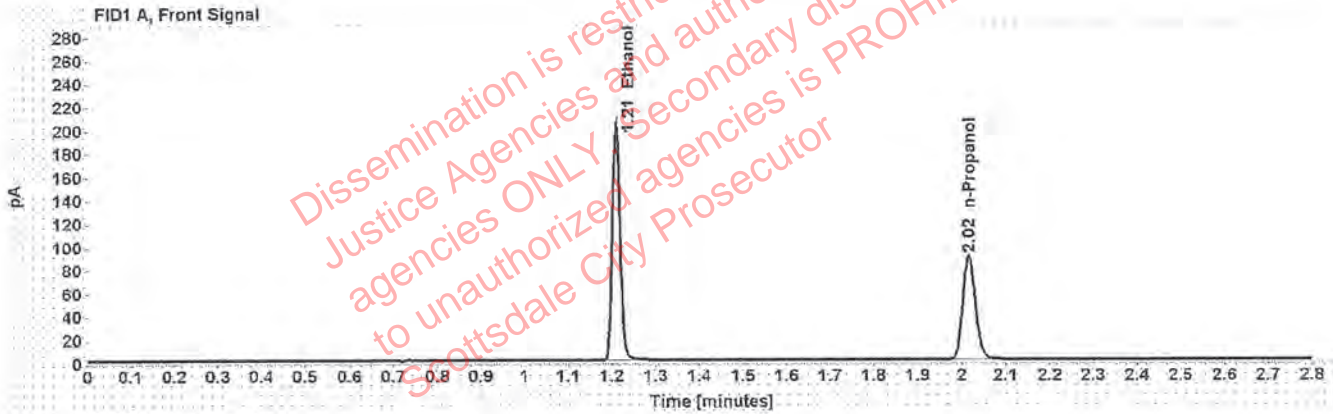


Table 1: FID 1 A (column DB-ALC1)

Compound	Amount (g/100mL)	Time (min)	Peak Area
>Ethanol	0.4181	1.210	261.968
n-Propanol	-----	2.016	178.684

Table 2: FID 2 B (column DB-ALC2)

Compound	Time (min)	Peak Area
Ethanol	1.376	323.521
n-Propanol	2.470	214.343

Scottsdale Police Department Crime Lab Volatiles Analysis

Sample: 14082019-B	Vial: 63
Description: 0.040	LIMS ID:
Method: ethanol quant.M	Sequence: 03Feb20
Instrument: US14173023 CN14160045	Injection date: 2/3/2020 7:42:31 PM
Data file: C:\Chem32\1\Data\03Feb20\63.D	Analyst: Canonico <i>ec</i>

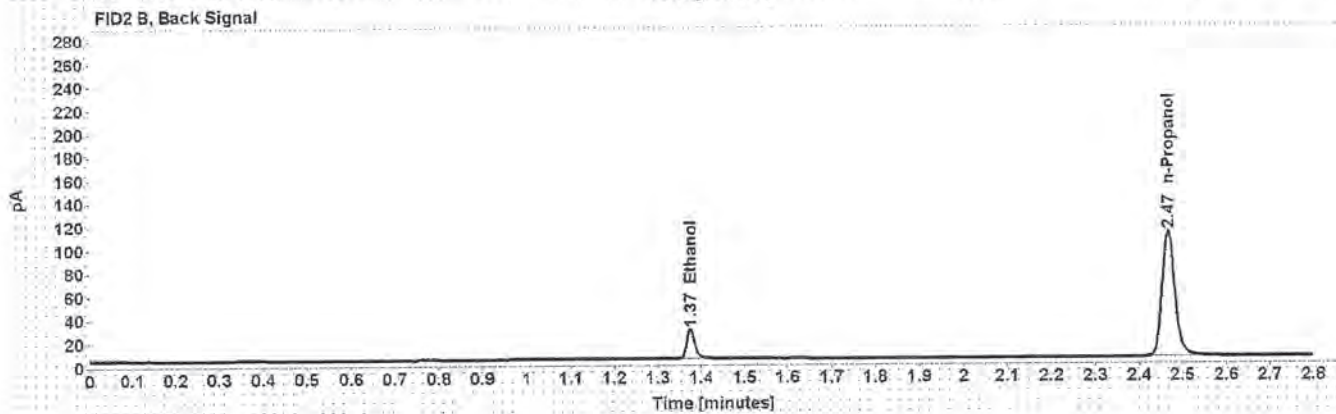
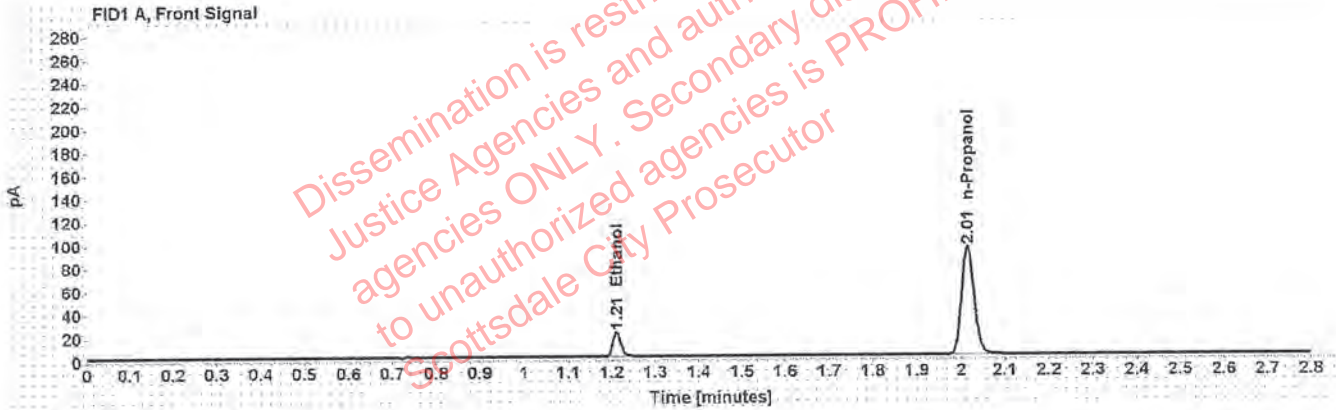


Table 1: FID 1 A (column DB-ALC1)

Compound	Amount (g/100mL)	Time (min)	Peak Area
>Ethanol	0.0385	1.211	27.062
n-Propanol	-----	2.015	185.922

Table 2: FID 2 B (column DB-ALC2)

Compound	Time (min)	Peak Area
Ethanol	1.375	32.796
n-Propanol	2.468	222.766

Scottsdale Police Department Crime Lab Volatiles Analysis

Sample: 407041529/13	Vial: 64
Description: 0.198	LIMS ID:
Method: ethanol quant.M	Sequence: 03Feb20
Instrument: US14173023 CN14160045	Injection date: 2/3/2020 7:46:30 PM
Data file: C:\Chem32\1\Data\03Feb20\64.D	Analyst: Canonico <i>EC</i>

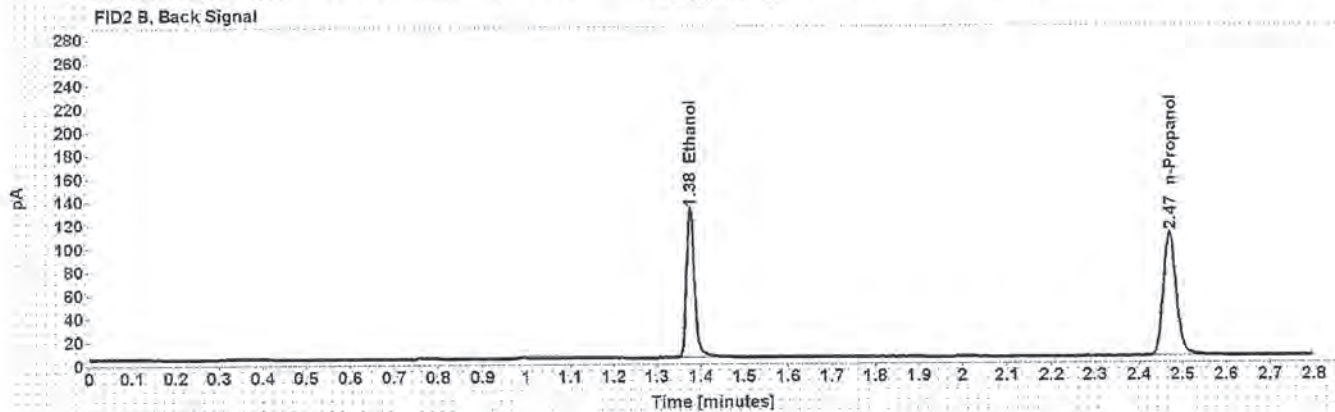
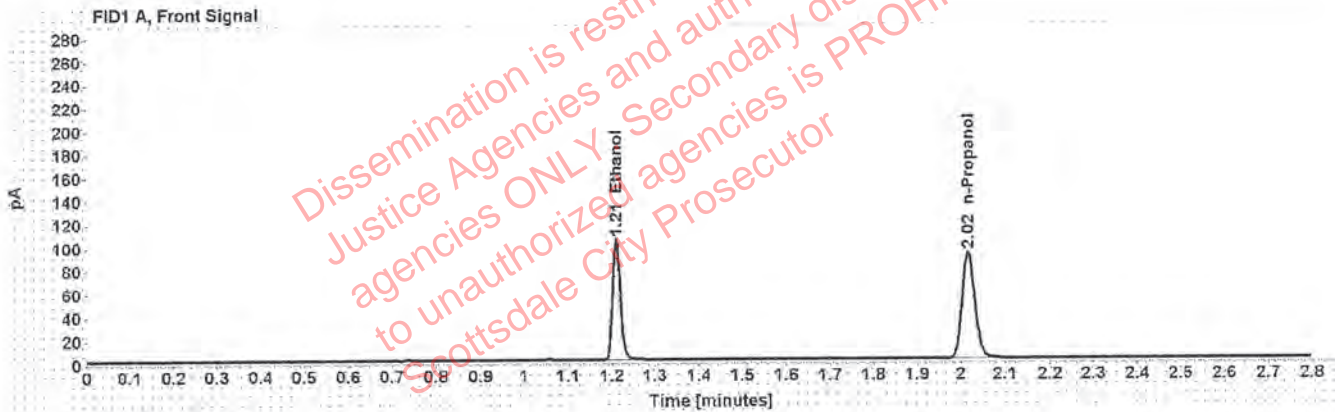


Table 1: FID 1 A (column DB-ALC1)

Compound	Amount (g/100mL)	Time (min)	Peak Area
>Ethanol	0.2057	1.211	133.564
n-Propanol	-----	2.017	183.707

Table 2: FID 2 B (column DB-ALC2)

Compound	Time (min)	Peak Area
Ethanol	1.377	163.571
n-Propanol	2.470	220.519

Scottsdale Police Department Crime Lab Volatiles Analysis

Sample: 040919WB	Vial: 65
Description: Negative	LIMS ID:
Method: ethanol quant.M	Sequence: 03Feb20
Instrument: US14173023 CN14160045	Injection date: 2/3/2020 7:50:30 PM
Data file: C:\Chem3211\Data\03Feb20\65.D	Analyst: Canonico <i>EQ</i>

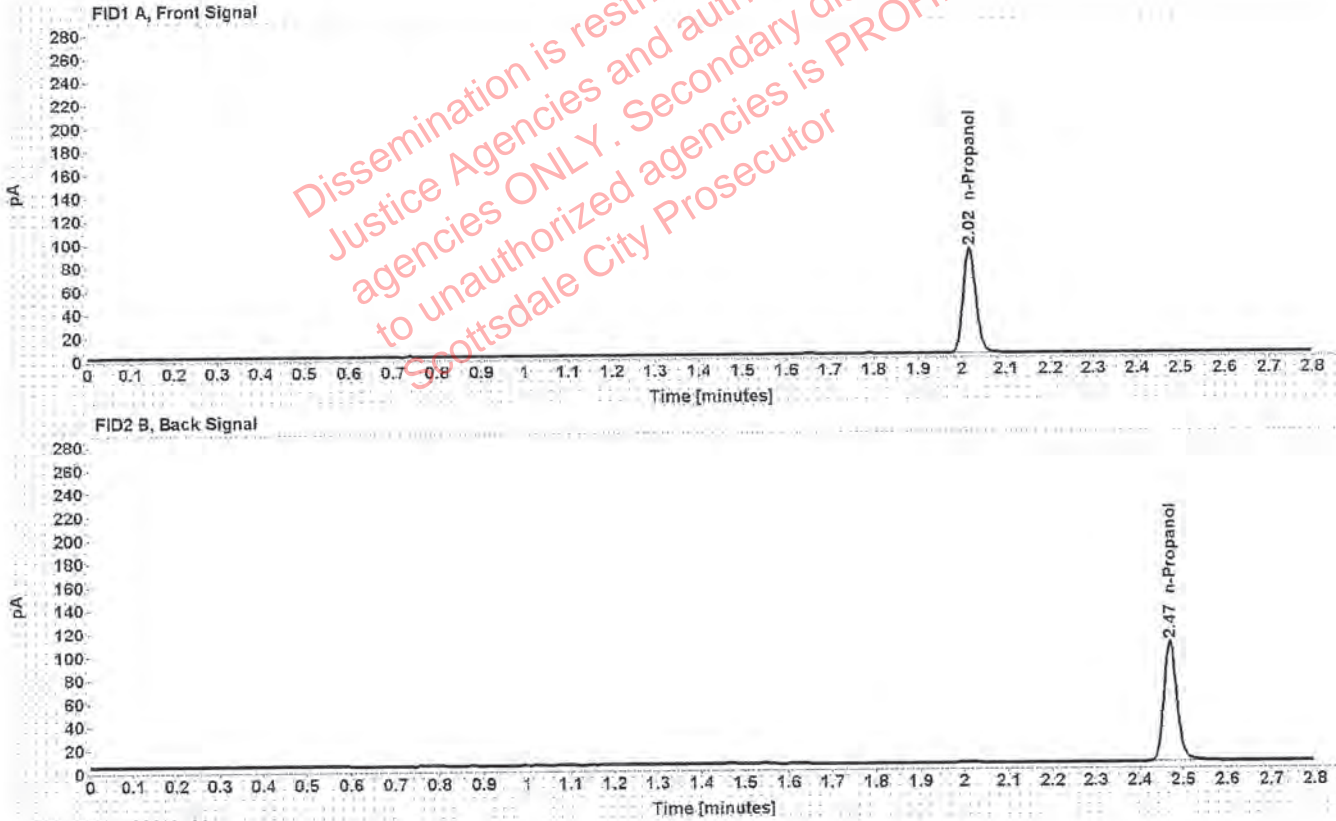


Table 1: FID 1 A (column DB-ALC1)

Compound	Amount (g/100mL)	Time (min)	Peak Area
n-Propanol	-----	2.017	179.185

Table 2: FID 2 B (column DB-ALC2)

Compound	Time (min)	Peak Area
n-Propanol	2.470	215.072

Sequence Summary

Sequence name: 03Feb20 Instrument: US14173023 CN14160045 Analyst: Canonico EQ

Vial	Sample	Description	Type	LIMS ID	Method
1	FN03241604	0.020 calibrator	Calibration		ethanol quant.M
2	FN02271802	0.100 calibrator	Calibration		ethanol quant.M
3	FN06231704	0.200 calibrator	Calibration		ethanol quant.M
4	FN05131606	0.400 calibrator	Calibration		ethanol quant.M
5	121219	Negative	Control		ethanol quant.M
6	070819	Volatiles mix	Control		ethanol quant.M
7	11092018-A	0.400	Control		ethanol quant.M
8	14082019-B	0.040	Control		ethanol quant.M
9	407041529/13	0.198	Control		ethanol quant.M
10	1166881		Sample		ethanol quant.M
11	1166881		Sample		ethanol quant.M
12	1273054		Sample		ethanol quant.M
13	1273054		Sample		ethanol quant.M
14	1298194		Sample		ethanol quant.M
15	1298194		Sample		ethanol quant.M
16	32601BT		Sample		ethanol quant.M
17	32601BT		Sample		ethanol quant.M
18	1303330		Sample		ethanol quant.M
19	1303330		Sample		ethanol quant.M
20	03102016-A/1	0.080	Control		ethanol quant.M
21	1303978		Sample		ethanol quant.M
22	1303978		Sample		ethanol quant.M
23	1303810		Sample		ethanol quant.M
24	1303810		Sample		ethanol quant.M
25	1303339		Sample		ethanol quant.M
26	1303339		Sample		ethanol quant.M
27	1303337		Sample		ethanol quant.M
28	1303337		Sample		ethanol quant.M
29	1303457		Sample		ethanol quant.M
30	1303457		Sample		ethanol quant.M
31	09022015-C	0.150	Control		ethanol quant.M
32	1290326		Sample		ethanol quant.M
33	1290326		Sample		ethanol quant.M
34	1279161		Sample		ethanol quant.M
35	1279161		Sample		ethanol quant.M
36	1289338		Sample		ethanol quant.M
37	1289338		Sample		ethanol quant.M
38	1303586		Sample		ethanol quant.M
39	1303586		Sample		ethanol quant.M
40	1304098		Sample		ethanol quant.M
41	1304098		Sample		ethanol quant.M
42	407041529/13	0.198	Control		ethanol quant.M
43	1306940		Sample		ethanol quant.M
44	1306940		Sample		ethanol quant.M
45	1287395		Sample		ethanol quant.M
46	1287395		Sample		ethanol quant.M
47	33601CS		Sample		ethanol quant.M

Dissemination is restricted to Criminal Justice Agencies and authorized agencies ONLY. Secondary dissemination to unauthorized agencies is PROHIBITED. Scottsdale City Prosecutor

Sequence Summary

ee

48	33601CS		Sample	ethanol quant.M
49	1307402		Sample	ethanol quant.M
50	1307402		Sample	ethanol quant.M
51	1304993		Sample	ethanol quant.M
52	1304993		Sample	ethanol quant.M
53	03102016-A/1	0.080	Control	ethanol quant.M
54	1302504		Sample	ethanol quant.M
55	1302504		Sample	ethanol quant.M
56	1306168		Sample	ethanol quant.M
57	1306168		Sample	ethanol quant.M
58	1299308		Sample	ethanol quant.M
59	1299308		Sample	ethanol quant.M
60	1307002		Sample	ethanol quant.M
61	1307002		Sample	ethanol quant.M
62	11092018-A	0.400	Control	ethanol quant.M
63	14082019-B	0.040	Control	ethanol quant.M
64	407041529/13	0.198	Control	ethanol quant.M
65	040919WB	Negative	Control	ethanol quant.M

Dissemination is restricted to Criminal Justice Agencies and authorized agencies ONLY. Secondary dissemination to unauthorized agencies is PROHIBITED.
Scottsdale City Prosecutor

Scottsdale Police Department Crime Laboratory Summary of Cases

EQ

SEQUENCE NAME: 03Feb20

ANALYST: Canonico

Vials	Test 1 (g/dL)	Test 2 (g/dL)	Mean (g/dL)	Percent Difference*	Absolute Difference (g/dL)*
10 11	0.1614	0.1579	0.15965	1.10	0.00175
12 13	0.2052	0.2059	0.20555	0.17	0.00035
14 15	0.0728	0.0729	0.07285	0.07	0.00005
16 17	0.0468	0.0467	0.04675	0.11	0.00005
18 19	0.3864	0.3835	0.38495	0.38	0.00145
21 22	0.1359	0.1349	0.13540	0.37	0.00050
23 24	0.2605	0.2627	0.26160	0.42	0.00110
25 26	0.2100	0.2100	0.21000	0.00	0.00000
27 28	0.1034	0.1021	0.10275	0.63	0.00065
29 30	0.2200	0.2208	0.22040	0.18	0.00040
32 33	0.3767	0.3738	0.37525	0.39	0.00145
34 35	0.2131	0.2109	0.21200	0.52	0.00110
36 37	0.1101	0.1115	0.11080	0.63	0.00070
38 39	0.1080	0.1075	0.10775	0.23	0.00025
40 41	0.1574	0.1583	0.15785	0.29	0.00045
43 44	0.1277	0.1274	0.12755	0.12	0.00015
45 46	0.1054	0.1054	0.10540	0.00	0.00000
47 48	0.2083	0.2084	0.20835	0.02	0.00005
49 50	0.1563	0.1558	0.15605	0.16	0.00025
51 52	0.0924	0.0928	0.09260	0.22	0.00020
54 55	0.2075	0.2081	0.20780	0.14	0.00030
56 57	0.1583	0.1580	0.15815	0.09	0.00015
58 59	0.2307	0.2291	0.22990	0.35	0.00080
60 61	0.2140	0.2141	0.21405	0.02	0.00005

*Calculated differences are differences from the mean of the two results.

Scottsdale Police Department Crime Lab Volatiles Analysis

Sample:	1166881	Vial:	10
Description:	[REDACTED]	LIMS ID:	[REDACTED]
Method:	ethanol quant.M	Sequence:	03Feb20
Instrument:	US14173023 CN14160045	Injection date:	2/3/2020 4:08:16 PM
Data file:	C:\Chem32\11\Data\03Feb20\10.D	Analyst:	Canonico

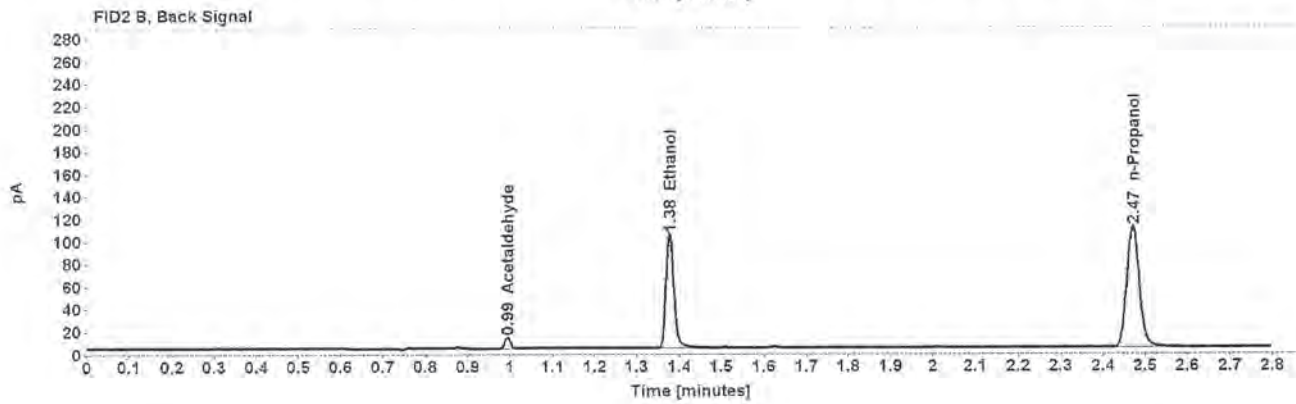
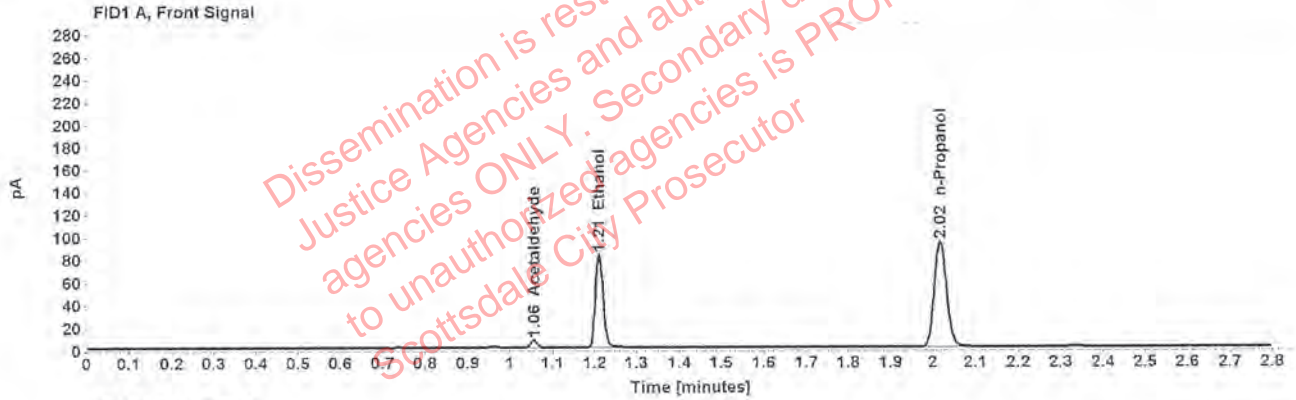


Table 1: FID 1 A (column DB-ALC1)

Compound	Amount (g/100mL)	Time (min)	Peak Area
Acetaldehyde	-----	1.056	7.092
>Ethanol	0.1614	1.211	106.726
n-Propanol	-----	2.017	186.215

Table 2: FID 2 B (column DB-ALC2)

Compound	Time (min)	Peak Area
Acetaldehyde	0.994	9.196
Ethanol	1.377	131.535
n-Propanol	2.471	222.506

Scottsdale Police Department Crime Lab Volatiles Analysis

Sample:	1166881	Vial:	11
Description:	[REDACTED]	LIMS ID:	[REDACTED]
Method:	ethanol quant.M	Sequence:	03Feb20
Instrument:	US14173023 CN14160045	Injection date:	2/3/2020 4:12:15 PM
Data file:	C:\Chem3211\Data\03Feb20\11.D	Analyst:	Canonico

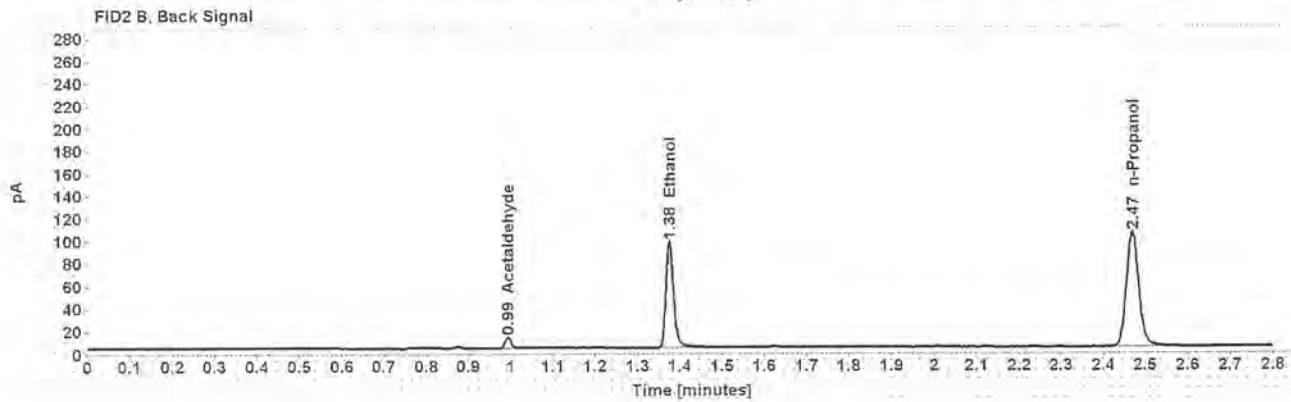
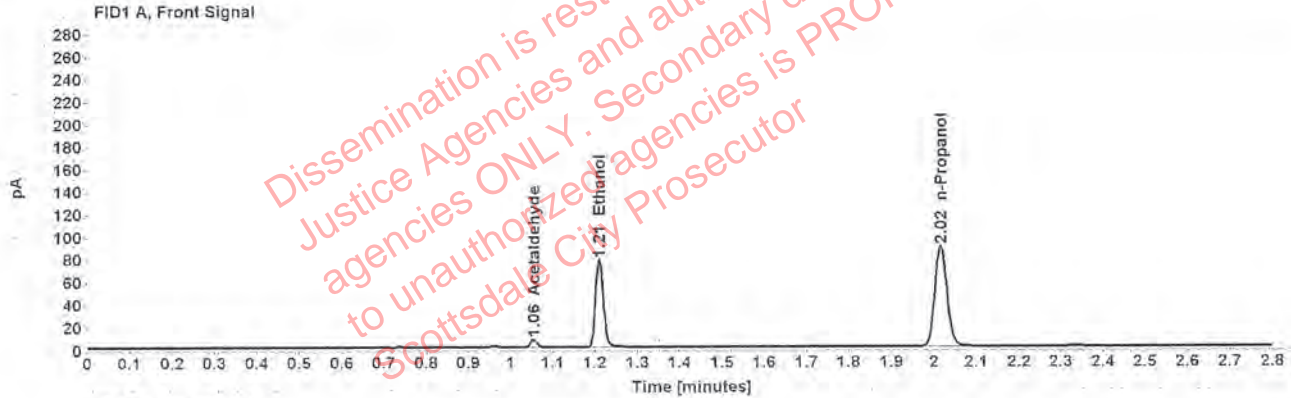


Table 1: FID 1 A (column DB-ALC1)

Compound	Amount (g/100mL)	Time (min)	Peak Area
Acetaldehyde	-----	1.055	7.034
>Ethanol	0.1579	1.210	99.235
n-Propanol	-----	2.016	176.910

Table 2: FID 2 B (column DB-ALC2)

Compound	Time (min)	Peak Area
Acetaldehyde	0.993	9.089
Ethanol	1.375	120.216
n-Propanol	2.469	211.610

Scottsdale Police Department Crime Lab Volatiles Analysis

Sample:	1273054	Vial:	12
Description:	[REDACTED]	LIMS ID:	[REDACTED]
Method:	ethanol quant.M	Sequence:	03Feb20
Instrument:	US14173023 CN14160045	Injection date:	2/3/2020 4:16:15 PM
Data file:	C:\Chem32\1\Data\03Feb20\12.D	Analyst:	Canonico

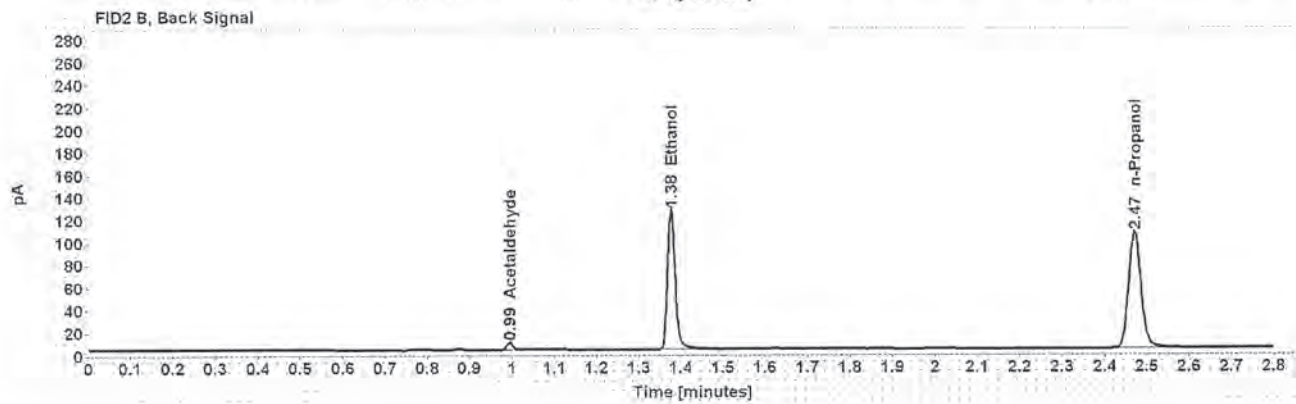
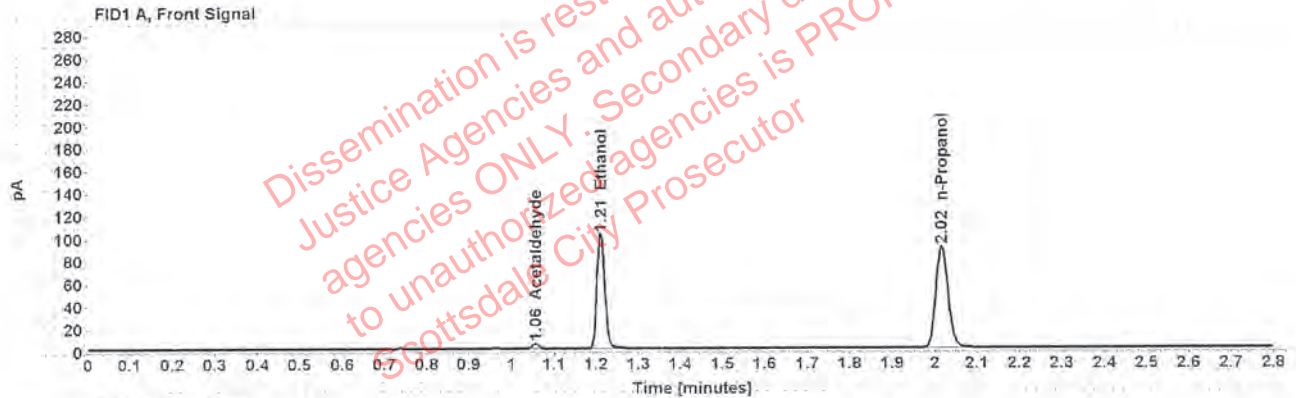


Table 1: FID 1 A (column DB-ALC1)

Compound	Amount (g/100mL)	Time (min)	Peak Area
Acetaldehyde	-----	1.056	4.579
>Ethanol	0.2052	1.211	130.214
n-Propanol	-----	2.017	179.485

Table 2: FID 2 B (column DB-ALC2)

Compound	Time (min)	Peak Area
Acetaldehyde	0.994	5.901
Ethanol	1.377	158.449
n-Propanol	2.470	214.708

Case: [REDACTED] User: ecanonico 2/4/2020

Scottsdale Police Department Crime Lab Volatiles Analysis

Sample:	1273054	Vial:	13
Description:	[REDACTED]	LIMS ID:	[REDACTED]
Method:	ethanol quant.M	Sequence:	03Feb20
Instrument:	US14173023 CN14160045	Injection date:	2/3/2020 4:20:29 PM
Data file:	C:\Chem32\1\Data\03Feb20\13.D	Analyst:	Canonico

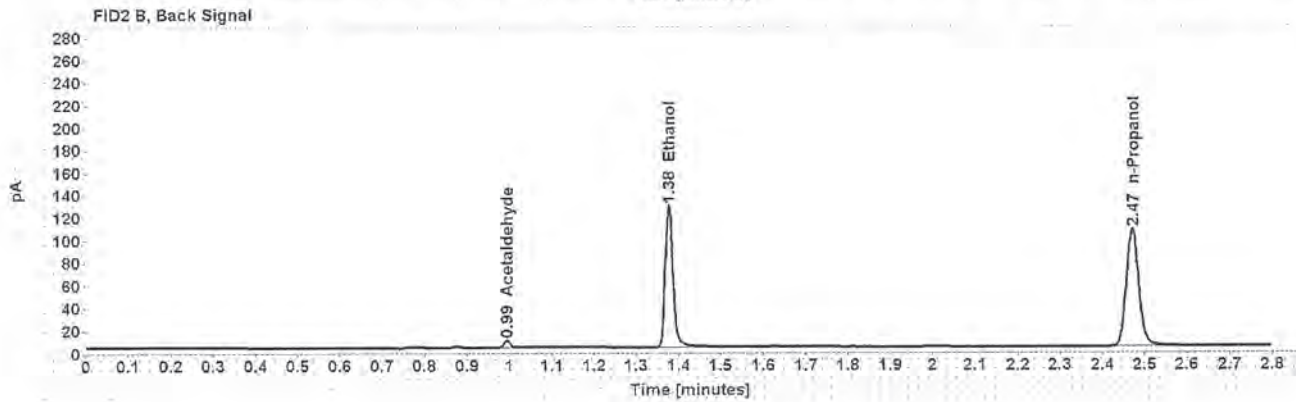
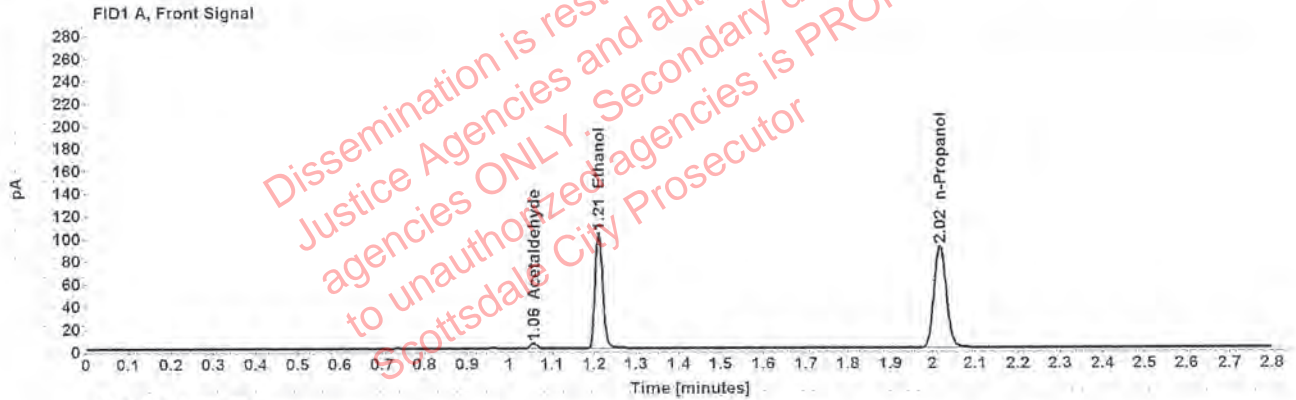


Table 1: FID 1 A (column DB-ALC1)

Compound	Amount (g/100mL)	Time (min)	Peak Area
Acetaldehyde	-----	1.056	4.635
>Ethanol	0.2059	1.211	131.852
n-Propanol	-----	2.017	181.133

Table 2: FID 2 B (column DB-ALC2)

Compound	Time (min)	Peak Area
Acetaldehyde	0.994	5.988
Ethanol	1.377	160.588
n-Propanol	2.471	216.274

Scottsdale Police Department Crime Lab Volatiles Analysis

Sample:	1298194	Vial:	14
Description:	[REDACTED]	LIMS ID:	[REDACTED]
Method:	ethanol quant.M	Sequence:	03Feb20
Instrument:	US14173023 CN14160045	Injection date:	2/3/2020 4:24:31 PM
Data file:	C:\Chem32\1\Data\03Feb20\14.D	Analyst:	Canonico

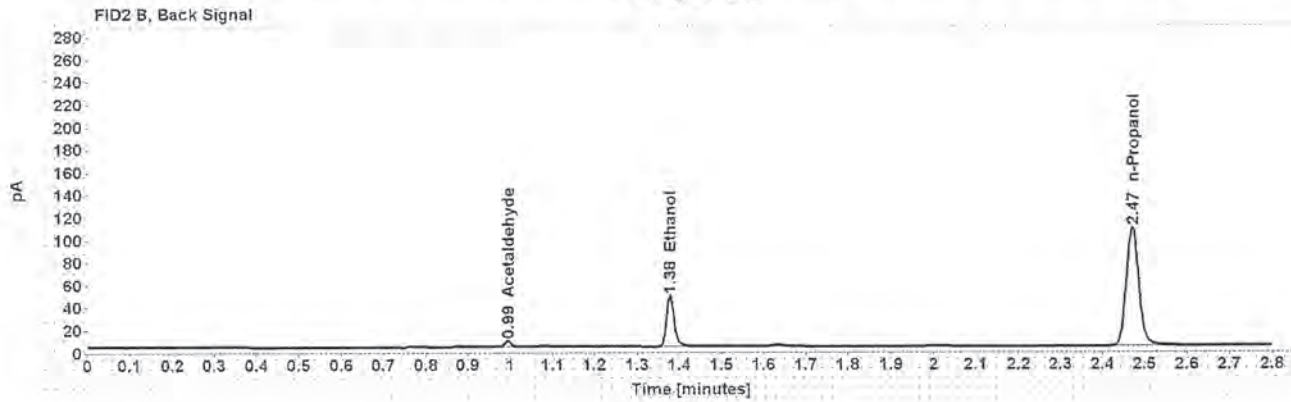
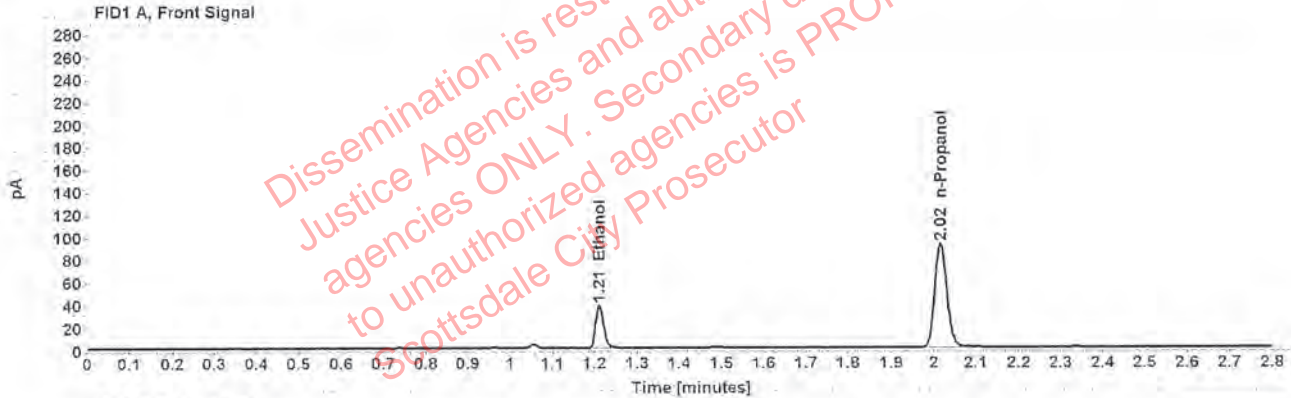


Table 1: FID 1 A (column DB-ALC1)

Compound	Amount (g/100mL)	Time (min)	Peak Area
>Ethanol	0.0728	1.212	48.615
n-Propanol	-----	2.017	183.676

Table 2: FID 2 B (column DB-ALC2)

Compound	Time (min)	Peak Area
Acetaldehyde	0.994	4.690
Ethanol	1.378	58.434
n-Propanol	2.470	218.658

Case: [REDACTED] User: ecanonico 2/4/2020

Scottsdale Police Department Crime Lab Volatiles Analysis

Sample:	1298194	Vial:	15
Description:	[REDACTED]	LIMS ID:	[REDACTED]
Method:	ethanol quant.M	Sequence:	03Feb20
Instrument:	US14173023 CN14160045	Injection date:	2/3/2020 4:28:31 PM
Data file:	C:\Chem3211\Data\03Feb20\15.D	Analyst:	Canonico

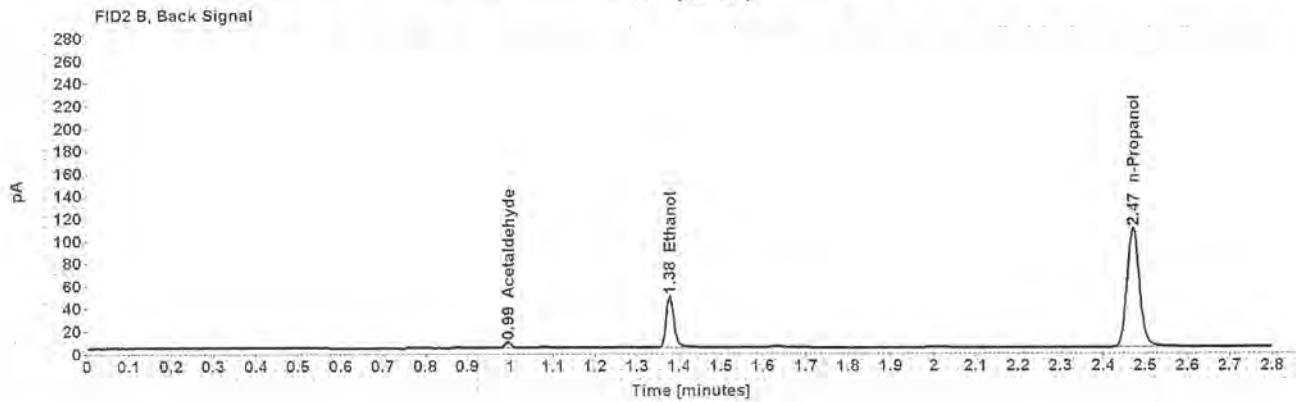
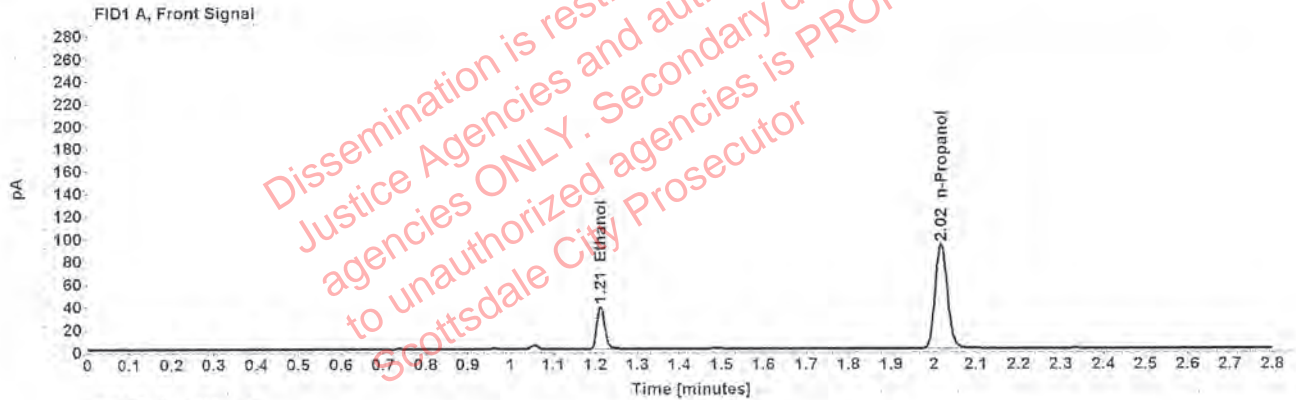


Table 1: FID 1 A (column DB-ALC1)

Compound	Amount (g/100mL)	Time (min)	Peak Area
>Ethanol	0.0729	1.212	48.978
n-Propanol	-----	2.017	184.667

Table 2: FID 2 B (column DB-ALC2)

Compound	Time (min)	Peak Area
Acetaldehyde	0.994	4.818
Ethanol	1.378	58.940
n-Propanol	2.470	219.595

Case: [REDACTED] User: ecanonico 2/4/2020

Scottsdale Police Department Crime Lab Volatiles Analysis

Sample:	32601BT	Vial:	16
Description:	[REDACTED]	LIMS ID:	[REDACTED]
Method:	ethanol quant.M	Sequence:	03Feb20
Instrument:	US14173023 CN14160045	Injection date:	2/3/2020 4:32:30 PM
Data file:	C:\Chem32\1\Data\03Feb20\16.D	Analyst:	Canonico

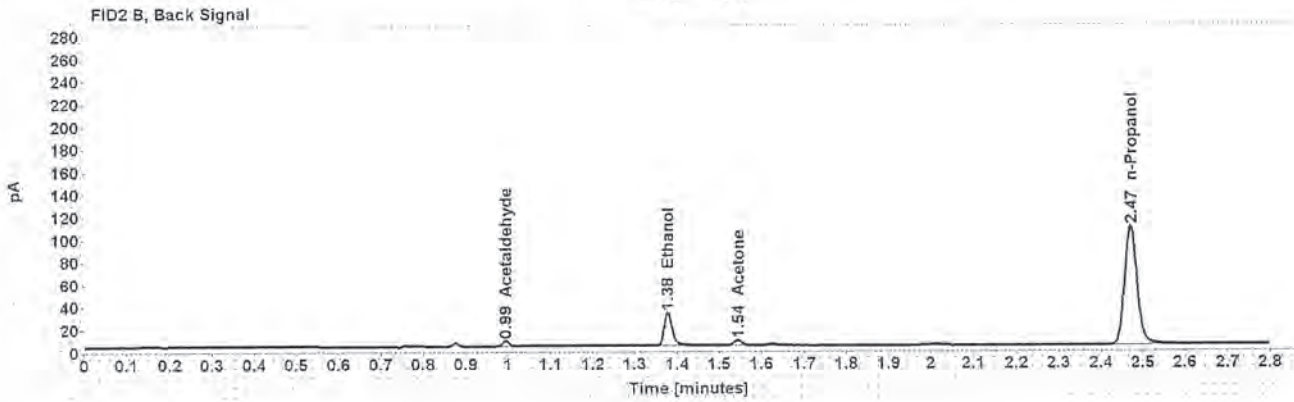
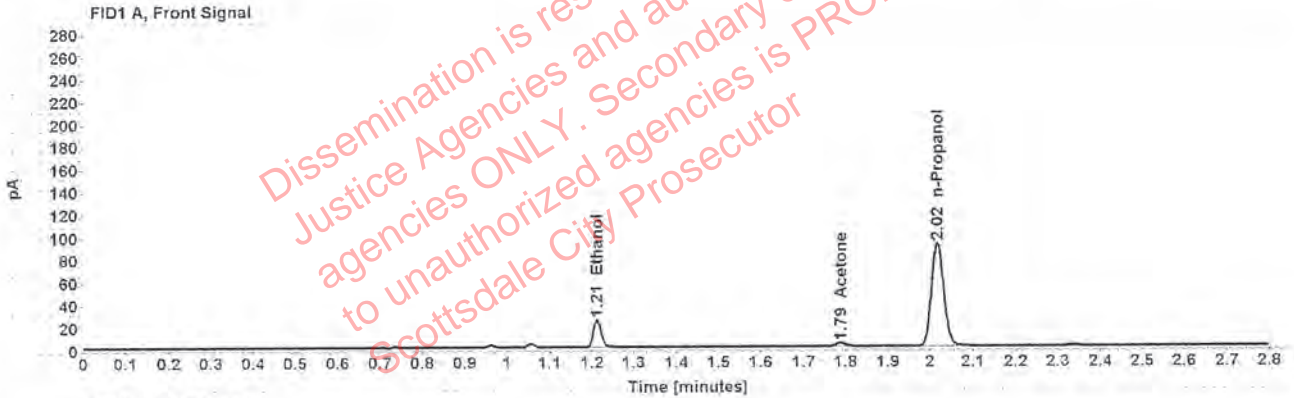


Table 1: FID 1 A (column DB-ALC1)

Compound	Amount (g/100mL)	Time (min)	Peak Area
>Ethanol	0.0468	1.212	31.811
Acetone	-----	1.788	5.210
n-Propanol	-----	2.017	182.598

Table 2: FID 2 B (column DB-ALC2)

Compound	Time (min)	Peak Area
Acetaldehyde	0.994	4.464
Ethanol	1.378	38.410
Acetone	1.544	6.148
n-Propanol	2.471	218.010

Scottsdale Police Department Crime Lab Volatiles Analysis

Sample:	32601BT	Vial:	17
Description:	[REDACTED]	LIMS ID:	[REDACTED]
Method:	ethanol quant.M	Sequence:	03Feb20
Instrument:	US14173023 CN14160045	Injection date:	2/3/2020 4:36:30 PM
Data file:	C:\Chem32\1\Data\03Feb20\17.D	Analyst:	Canonico

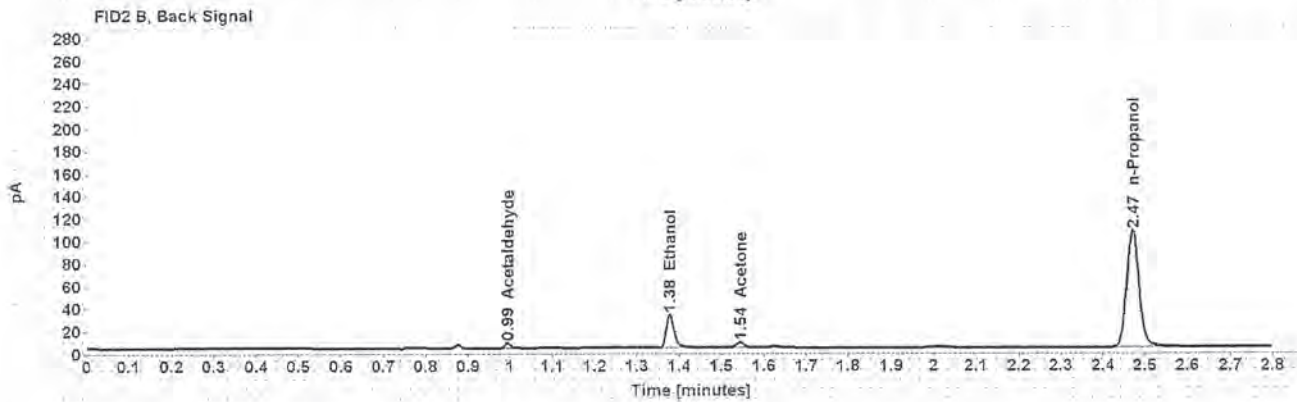
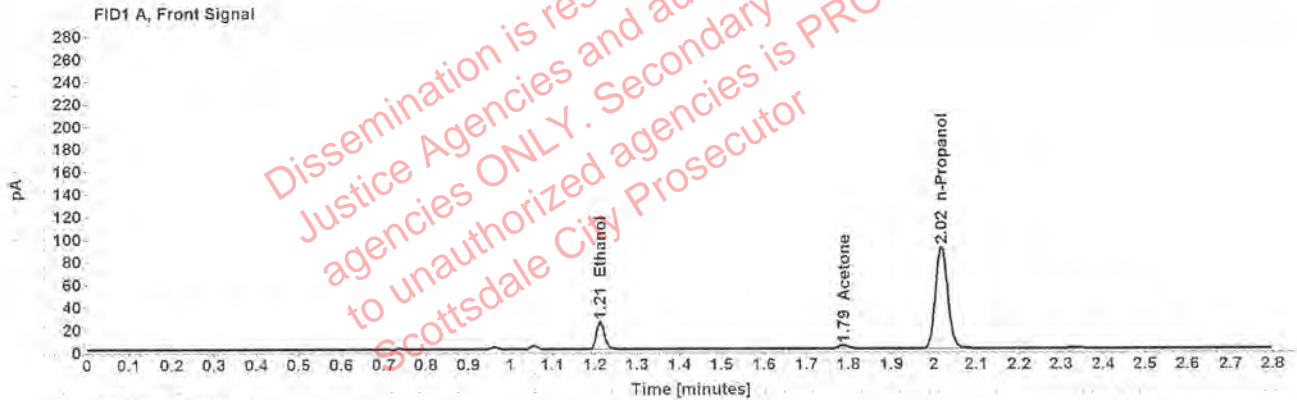


Table 1: FID 1 A (column DB-ALC1)

Compound	Amount (g/100mL)	Time (min)	Peak Area
>Ethanol	0.0467	1.212	31.464
Acetone	-----	1.788	5.143
n-Propanol	-----	2.017	180.643

Table 2: FID 2 B (column DB-ALC2)

Compound	Time (min)	Peak Area
Acetaldehyde	0.994	4.359
Ethanol	1.378	37.974
Acetone	1.544	6.071
n-Propanol	2.471	215.983

Scottsdale Police Department Crime Lab Volatiles Analysis

Sample:	1303330	Vial:	18
Description:	[REDACTED]	LIMS ID:	[REDACTED]
Method:	ethanol quant.M	Sequence:	03Feb20
Instrument:	US14173023 CN14160045	Injection date:	2/3/2020 4:40:30 PM
Data file:	C:\Chem32\1\Data\03Feb20\18.D	Analyst:	Canonico

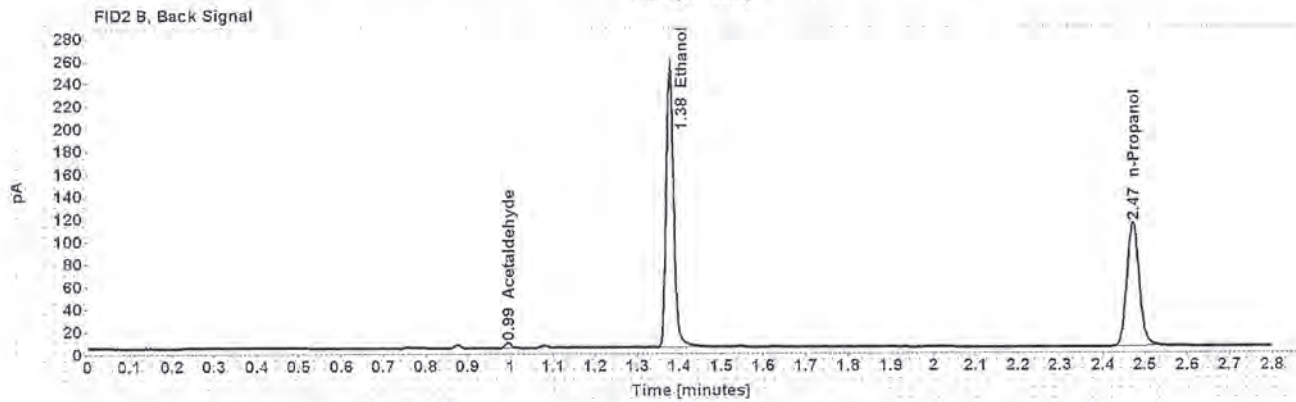
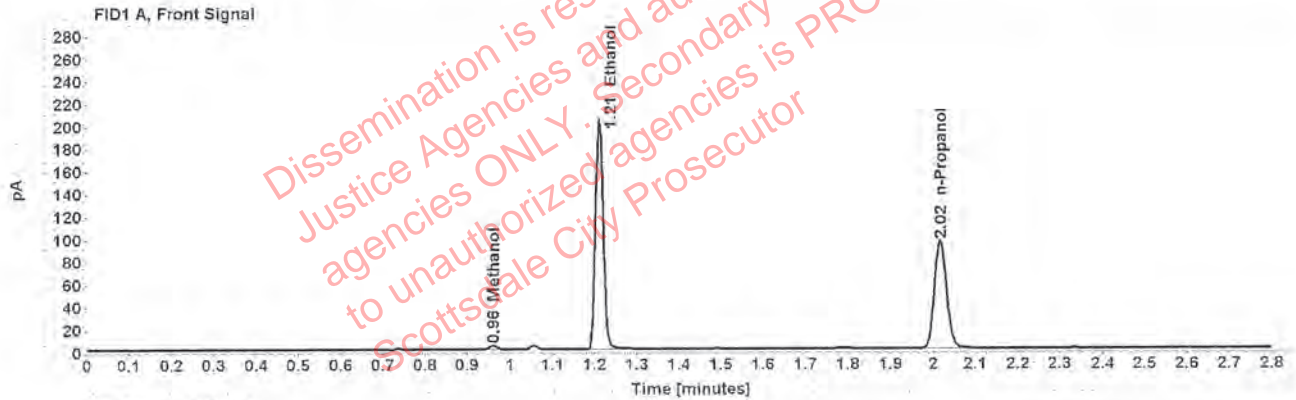


Table 1: FID 1 A (column DB-ALC1)

Compound	Amount (g/100mL)	Time (min)	Peak Area
Methanol	-----	0.961	3.806
>Ethanol	0.3864	1.210	258.029
n-Propanol	-----	2.017	190.315

Table 2: FID 2 B (column DB-ALC2)

Compound	Time (min)	Peak Area
Acetaldehyde	0.994	4.503
Ethanol	1.377	315.630
n-Propanol	2.471	226.648

Scottsdale Police Department Crime Lab Volatiles Analysis

Sample:	1303330	Vial:	19
Description:	[REDACTED]	LIMS ID:	[REDACTED]
Method:	ethanol quant.M	Sequence:	03Feb20
Instrument:	US14173023 CN14160045	Injection date:	2/3/2020 4:44:45 PM
Data file:	C:\Chem32\1\Data\03Feb20\19.D	Analyst:	Canonico

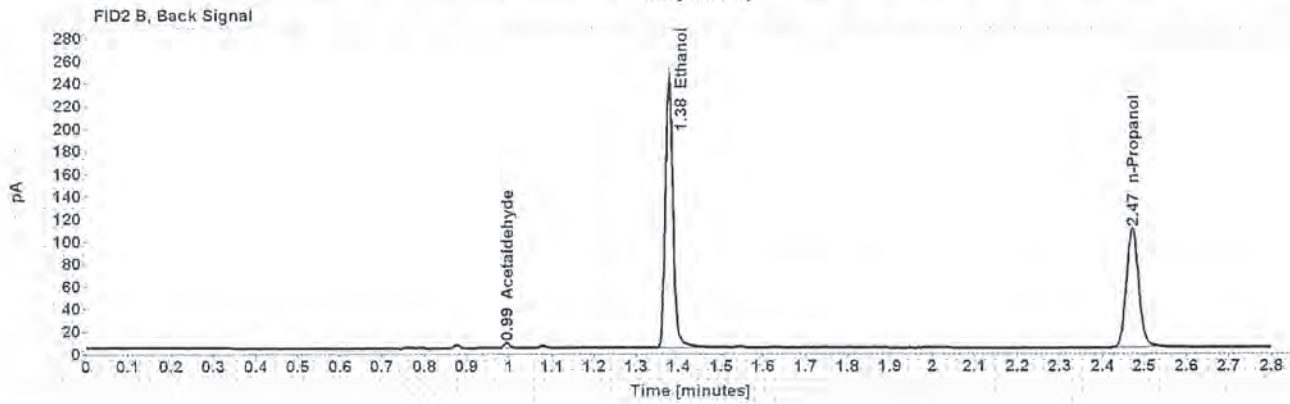
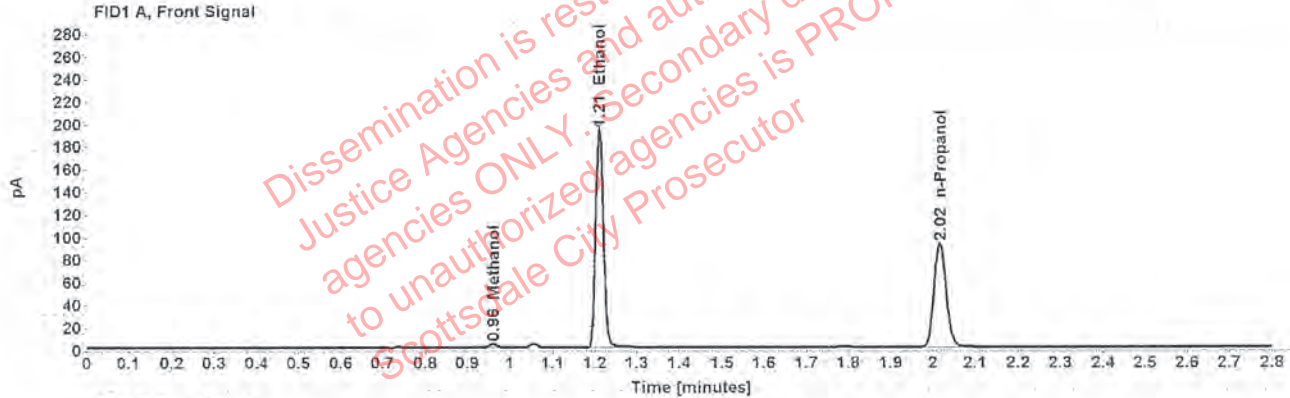


Table 1: FID 1 A (column DB-ALC1)

Compound	Amount (g/100mL)	Time (min)	Peak Area
Methanol	-----	0.961	3.808
>Ethanol	0.3835	1.210	247.669
n-Propanol	-----	2.017	184.010

Table 2: FID 2 B (column DB-ALC2)

Compound	Time (min)	Peak Area
Acetaldehyde	0.994	4.458
Ethanol	1.377	305.792
n-Propanol	2.471	218.911

Scottsdale Police Department Crime Lab Volatiles Analysis

Sample:	1303978	Vial:	21
Description:	[REDACTED]	LIMS ID:	[REDACTED]
Method:	ethanol quant.M	Sequence:	03Feb20
Instrument:	US14173023 CN14160045	Injection date:	2/3/2020 4:52:45 PM
Data file:	C:\Chem32\1\Data\03Feb20\21.D	Analyst:	Canonico

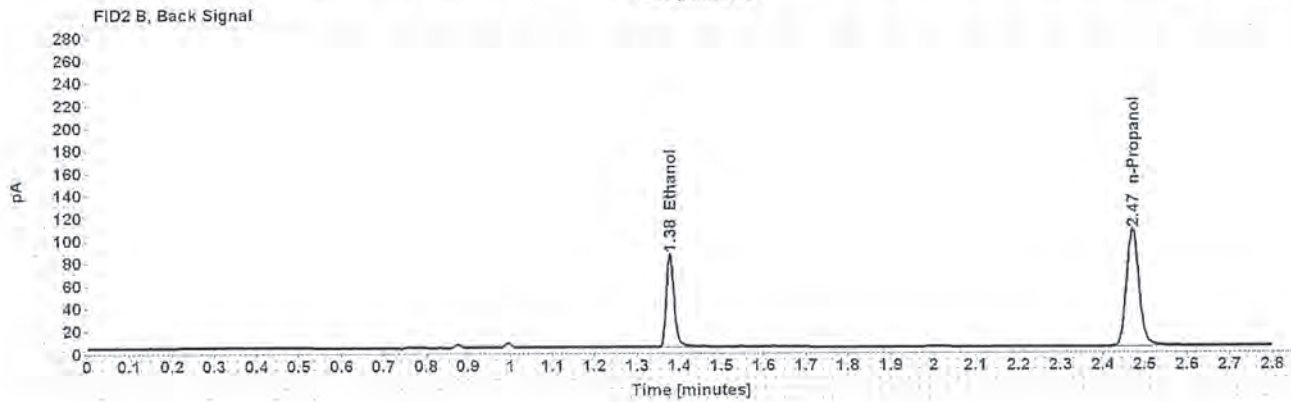
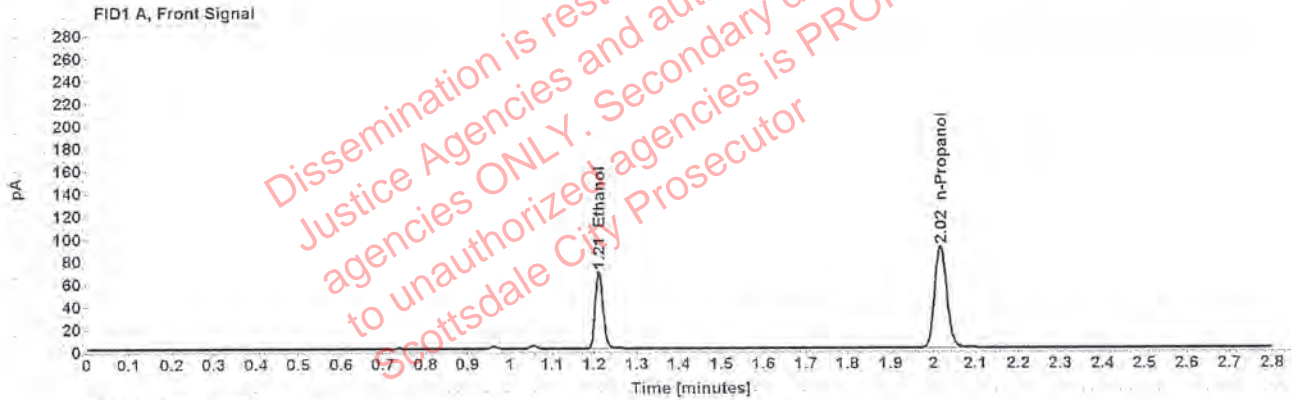


Table 1: FID 1 A (column DB-ALC1)

Compound	Amount (g/100mL)	Time (min)	Peak Area
>Ethanol	0.1359	1.211	87.628
n-Propanol	-----	2.017	180.938

Table 2: FID 2 B (column DB-ALC2)

Compound	Time (min)	Peak Area
Ethanol	1.377	108.462
n-Propanol	2.471	216.219

Scottsdale Police Department Crime Lab Volatiles Analysis

Sample: 1303978	Vial: 22
Description: ██████████	LIMS ID: ██████████
Method: ethanol quant.M	Sequence: 03Feb20
Instrument: US14173023 CN14160045	Injection date: 2/3/2020 4:56:46 PM
Data file: C:\Chem3211\Data\03Feb20\22.D	Analyst: Canonico

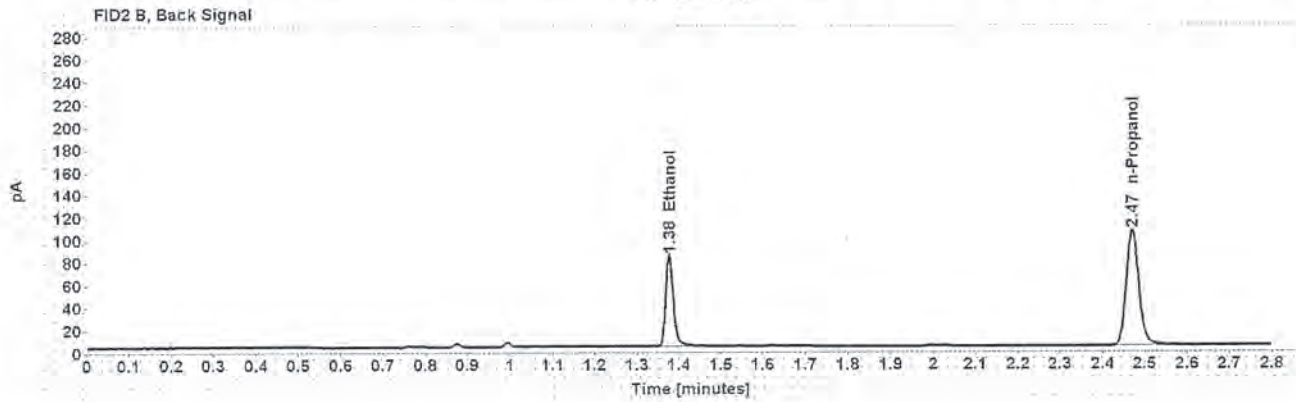
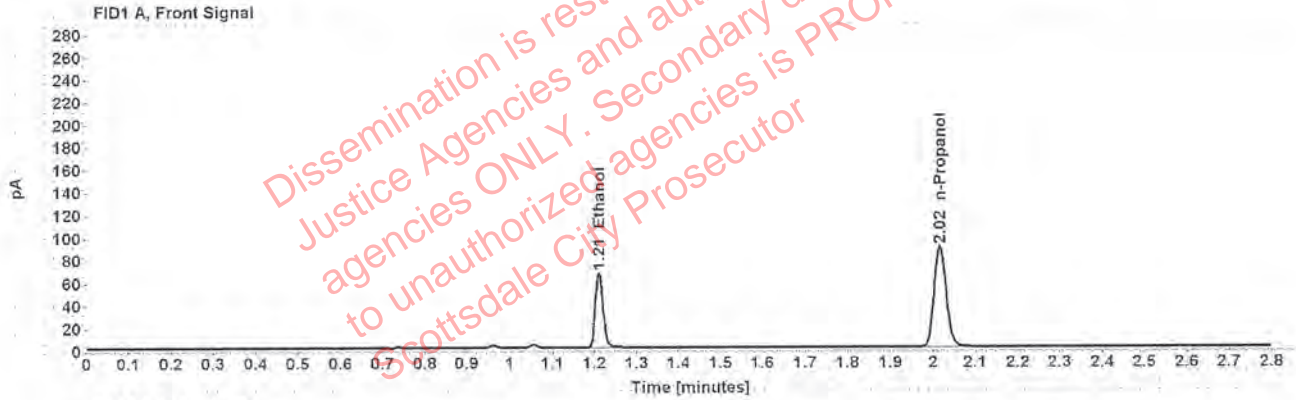


Table 1: FID 1 A (column DB-ALC1)

Compound	Amount (g/100mL)	Time (min)	Peak Area
>Ethanol	0.1349	1.211	85.613
n-Propanol	-----	2.017	178.085

Table 2: FID 2 B (column DB-ALC2)

Compound	Time (min)	Peak Area
Ethanol	1.377	106.118
n-Propanol	2.470	212.895

Scottsdale Police Department Crime Lab Volatiles Analysis

Sample:	1303810	Vial:	23
Description:	[REDACTED]	LIMS ID:	[REDACTED]
Method:	ethanol quant.M	Sequence:	03Feb20
Instrument:	US14173023 CN14160045	Injection date:	2/3/2020 5:00:46 PM
Data file:	C:\Chem32\1\Data\03Feb20\23.D	Analyst:	Canonico

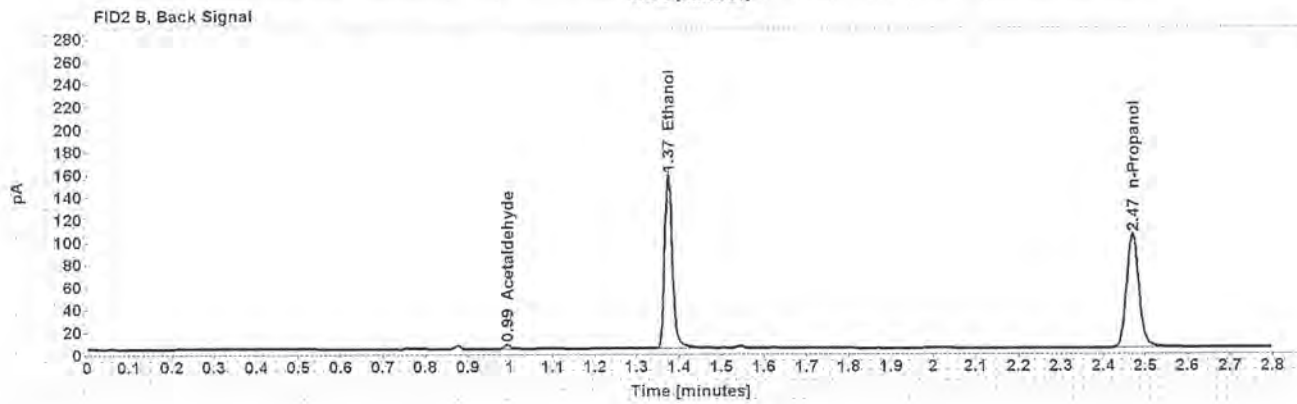
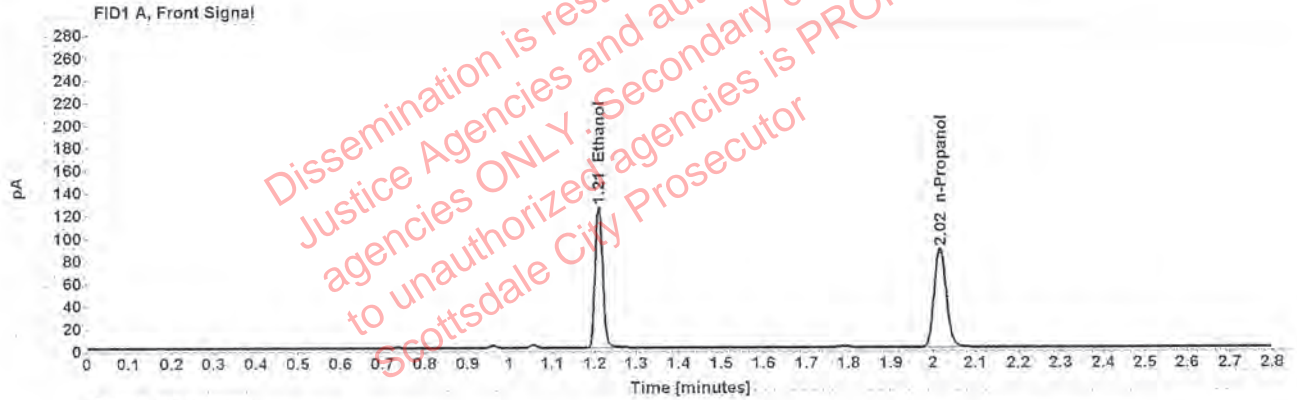


Table 1: FID 1 A (column DB-ALC1)

Compound	Amount (g/100mL)	Time (min)	Peak Area
>Ethanol	0.2605	1.209	160.505
n-Propanol	---	2.016	174.863

Table 2: FID 2 B (column DB-ALC2)

Compound	Time (min)	Peak Area
Acetaldehyde	0.993	3.833
Ethanol	1.375	198.379
n-Propanol	2.469	208.367

Scottsdale Police Department Crime Lab Volatiles Analysis

Sample:	1303810	Vial:	24
Description:	[REDACTED]	LIMS ID:	[REDACTED]
Method:	ethanol quant.M	Sequence:	03Feb20
Instrument:	US14173023 CN14160045	Injection date:	2/3/2020 5:04:44 PM
Data file:	C:\Chem3211\Data\03Feb20\24.D	Analyst:	Canonico

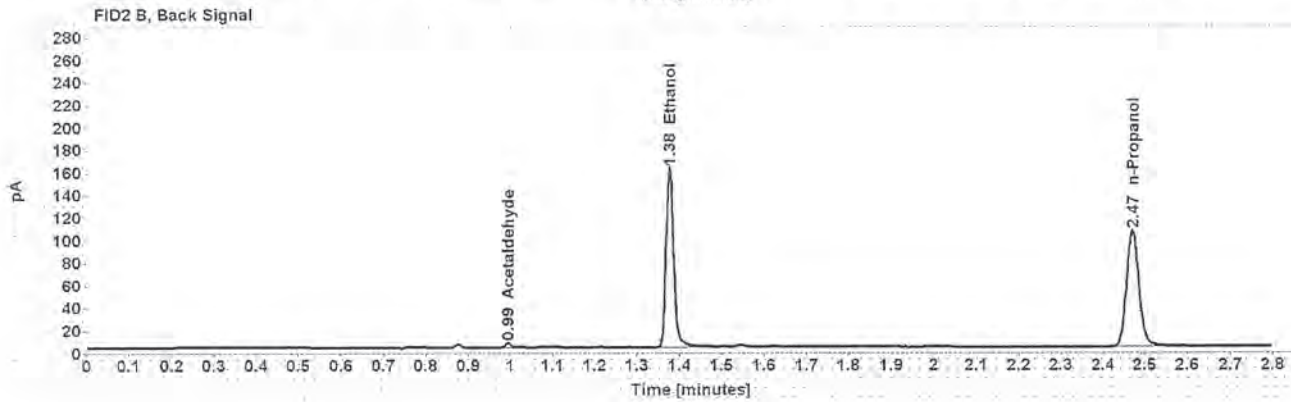
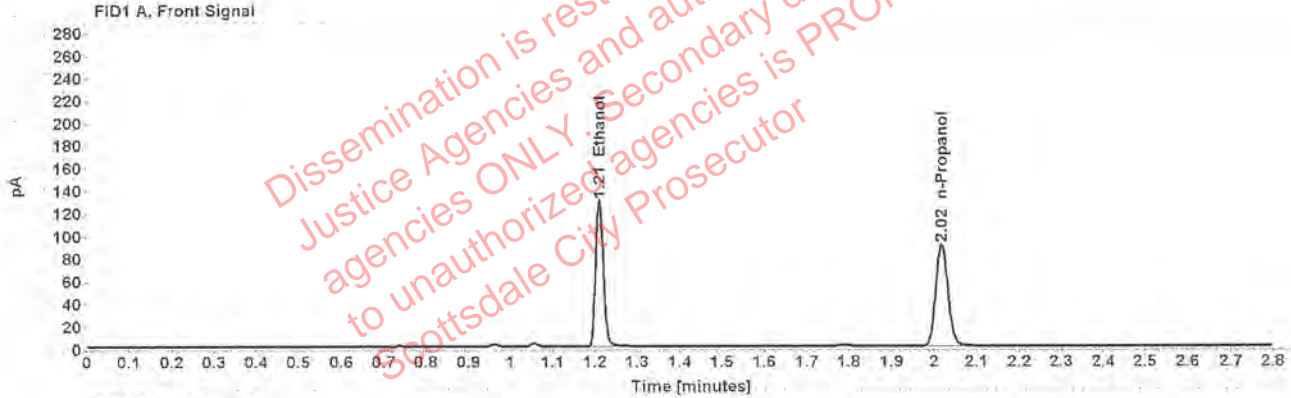


Table 1: FID 1 A (column DB-ALC1)

Compound	Amount (g/100mL)	Time (min)	Peak Area
>Ethanol	0.2627	1.211	165.771
n-Propanol	-----	2.017	179.105

Table 2: FID 2 B (column DB-ALC2)

Compound	Time (min)	Peak Area
Acetaldehyde	0.994	3.857
Ethanol	1.377	204.401
n-Propanol	2.471	213.408

Scottsdale Police Department Crime Lab Volatiles Analysis

Sample:	1303339	Vial:	25
Description:	██████████	LIMS ID:	██████████
Method:	ethanol quant.M	Sequence:	03Feb20
Instrument:	US14173023 CN14160045	Injection date:	2/3/2020 5:09:01 PM
Data file:	C:\Chem32\1\Data\03Feb20\25.D	Analyst:	Canonico

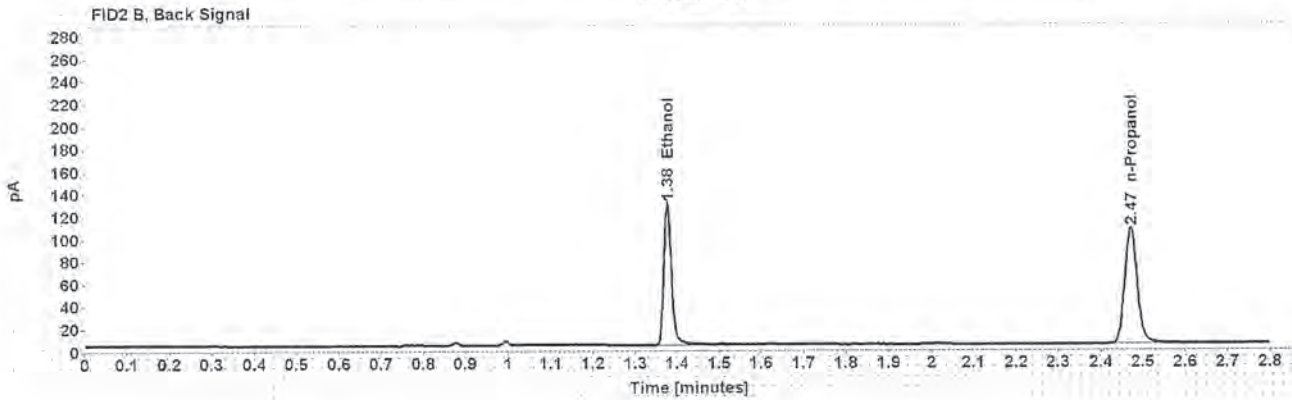
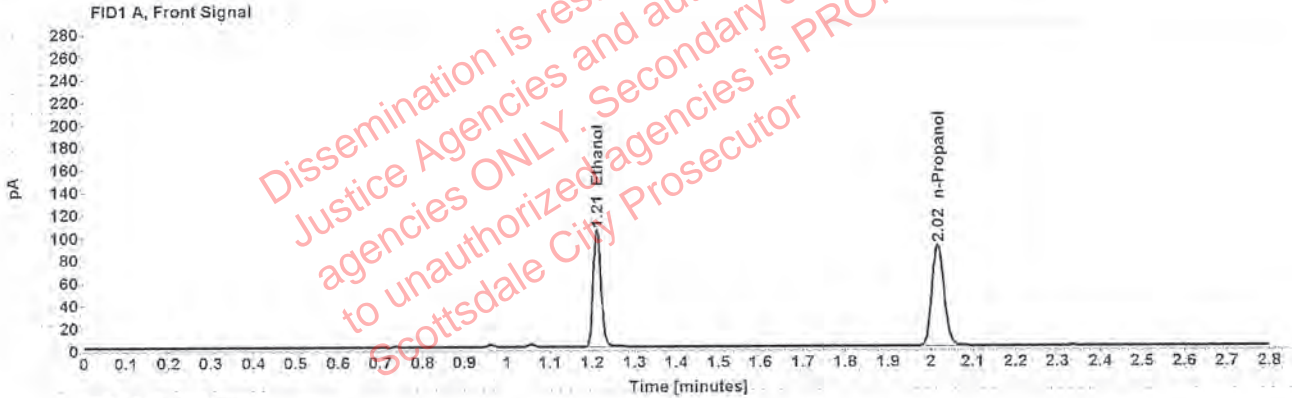


Table 1: FID 1 A (column DB-ALC1)

Compound	Amount (g/100mL)	Time (min)	Peak Area
>Ethanol	0.2100	1.211	133.044
n-Propanol	-----	2.017	179.238

Table 2: FID 2 B (column DB-ALC2)

Compound	Time (min)	Peak Area
Ethanol	1.377	163.890
n-Propanol	2.471	215.224

Scottsdale Police Department Crime Lab Volatiles Analysis

Sample:	1303339	Vial:	26
Description:	[REDACTED]	LIMS ID:	[REDACTED]
Method:	ethanol quant.M	Sequence:	03Feb20
Instrument:	US14173023 CN14160045	Injection date:	2/3/2020 5:12:59 PM
Data file:	C:\Chem32\1\Data\03Feb20\26.D	Analyst:	Canonico

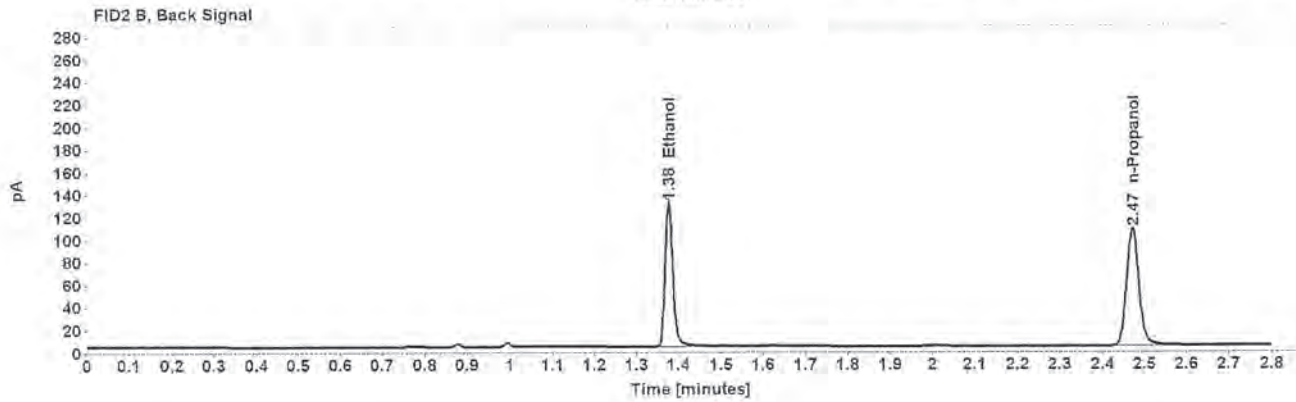
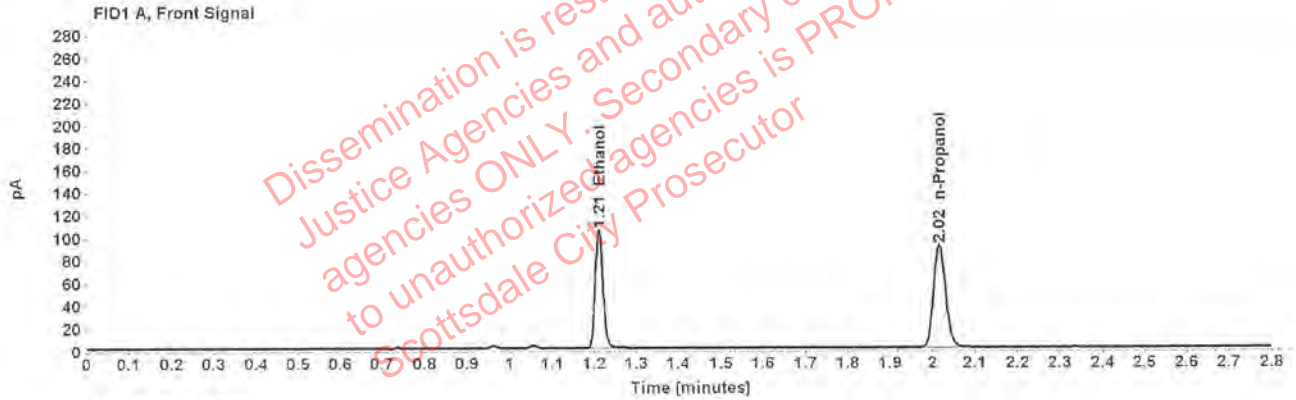


Table 1: FID 1 A (column DB-ALC1)

Compound	Amount (g/100mL)	Time (min)	Peak Area
>Ethanol	0.2100	1.211	134.128
n-Propanol	---	2.017	180.751

Table 2: FID 2 B (column DB-ALC2)

Compound	Time (min)	Peak Area
Ethanol	1.377	165.488
n-Propanol	2.471	216.487

Case: [REDACTED] User: ecanonico 2/4/2020

Scottsdale Police Department Crime Lab Volatiles Analysis

Sample:	1303337	Vial:	27
Description:	[REDACTED]	LIMS ID:	[REDACTED]
Method:	ethanol quant.M	Sequence:	03Feb20
Instrument:	US14173023 CN14160045	Injection date:	2/3/2020 5:17:01 PM
Data file:	C:\Chem32\1\Data\03Feb20\27.D	Analyst:	Canonico

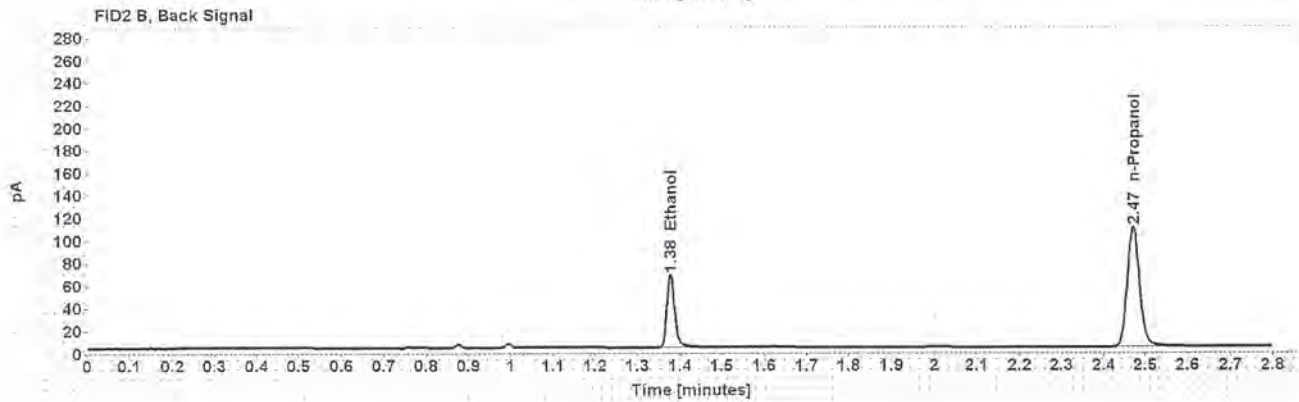
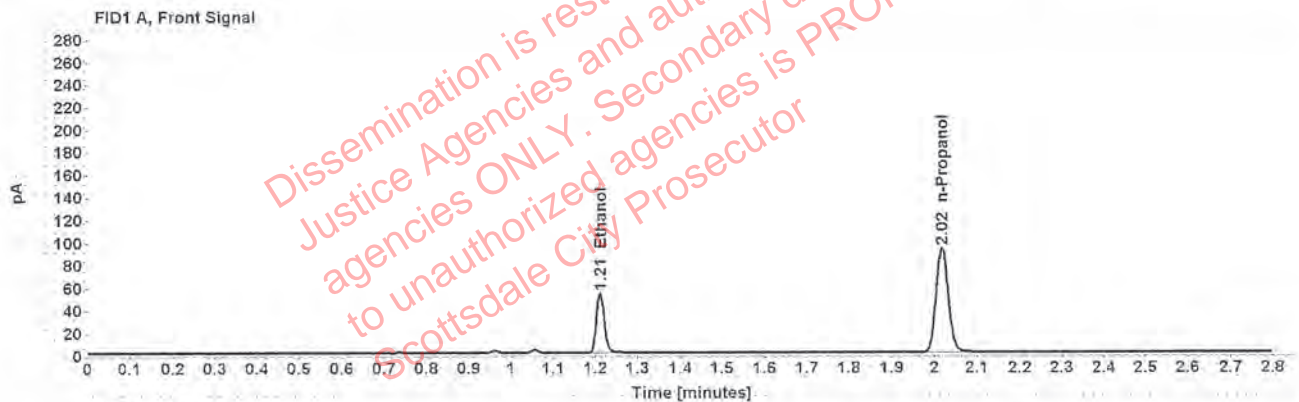


Table 1: FID 1 A (column DB-ALC1)

Compound	Amount (g/100mL)	Time (min)	Peak Area
>Ethanol	0.1034	1.211	68.579
n-Propanol	-----	2.017	184.763

Table 2: FID 2 B (column DB-ALC2)

Compound	Time (min)	Peak Area
Ethanol	1.377	82.920
n-Propanol	2.471	219.971

Case: [REDACTED] User: ecanonico 2/4/2020

Scottsdale Police Department Crime Lab Volatiles Analysis

Sample:	1303337	Vial:	28
Description:	[REDACTED]	LIMS ID:	[REDACTED]
Method:	ethanol quant.M	Sequence:	03Feb20
Instrument:	US14173023 CN14160045	Injection date:	2/3/2020 5:20:59 PM
Data file:	C:\Chem32\1\Data\03Feb20\28.D	Analyst:	Canonico

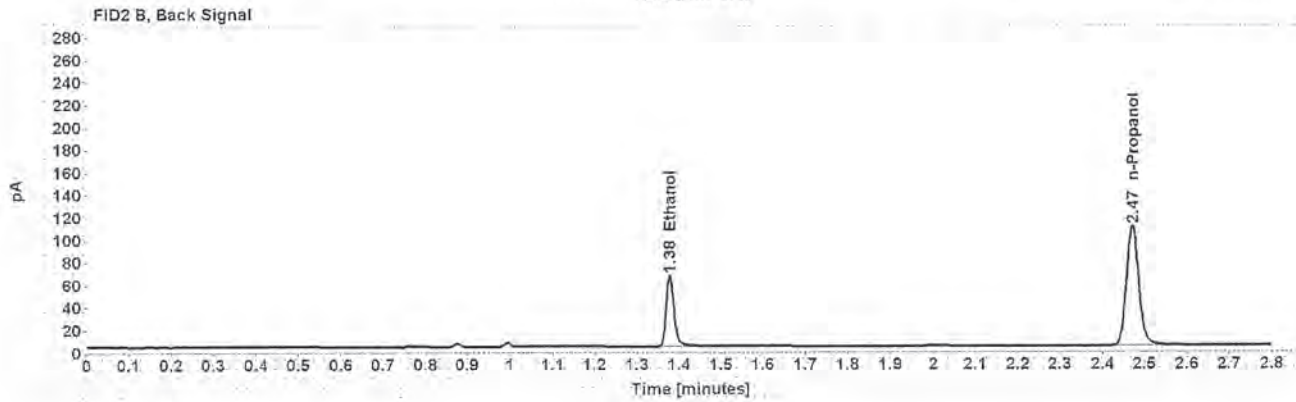
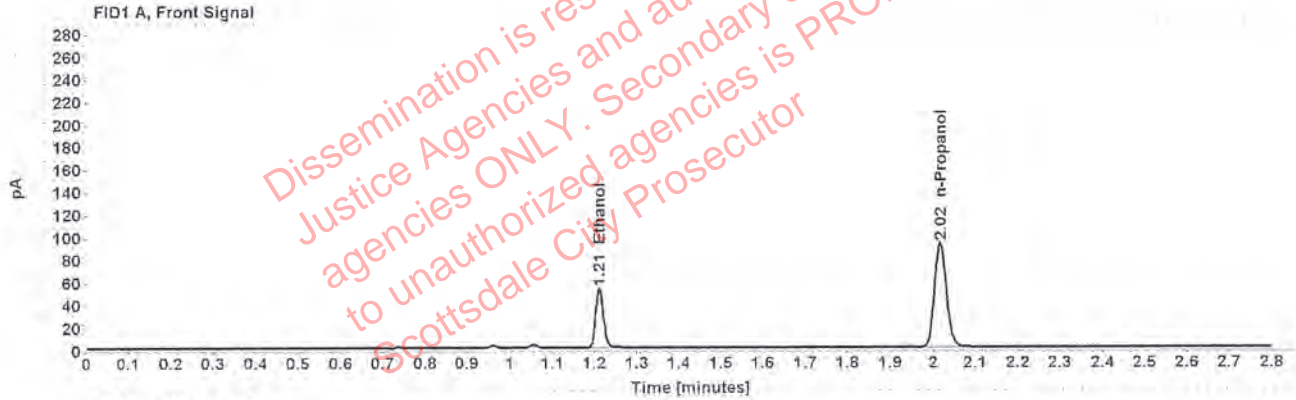


Table 1: FID 1 A (column DB-ALC1)

Compound	Amount (g/100mL)	Time (min)	Peak Area
>Ethanol	0.1021	1.212	67.670
n-Propanol	-----	2.017	184.571

Table 2: FID 2 B (column DB-ALC2)

Compound	Time (min)	Peak Area
Ethanol	1.377	81.889
n-Propanol	2.471	219.783

Case: [REDACTED] User: ecanonico 2/4/2020

Scottsdale Police Department Crime Lab Volatiles Analysis

Sample:	1303457	Vial:	29
Description:	[REDACTED]	LIMS ID:	[REDACTED]
Method:	ethanol quant.M <i>ec</i>	Sequence:	03Feb20
Instrument:	US14173023 CN14160045	Injection date:	2/3/2020 5:25:00 PM
Data file:	C:\Chem32\1\Data\03Feb20\29.D	Analyst:	Canonico

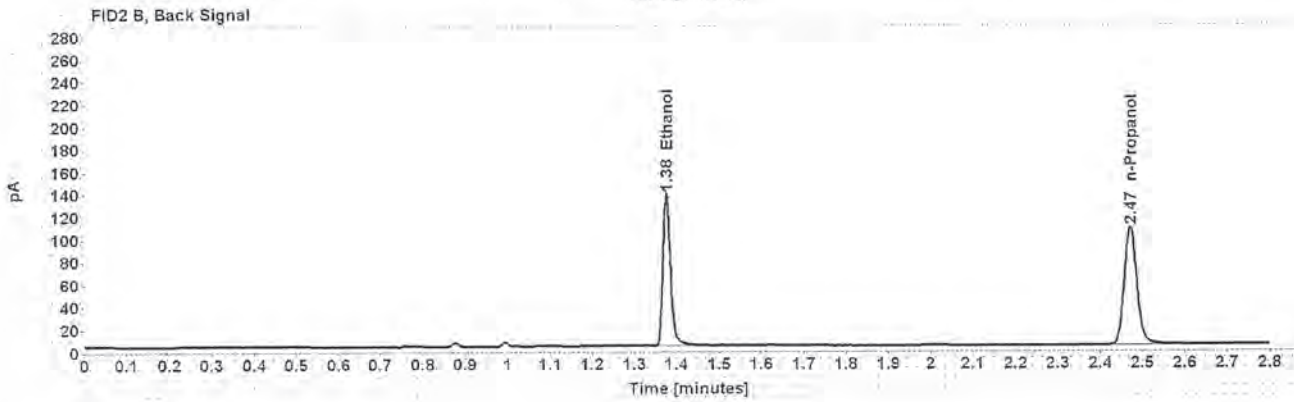
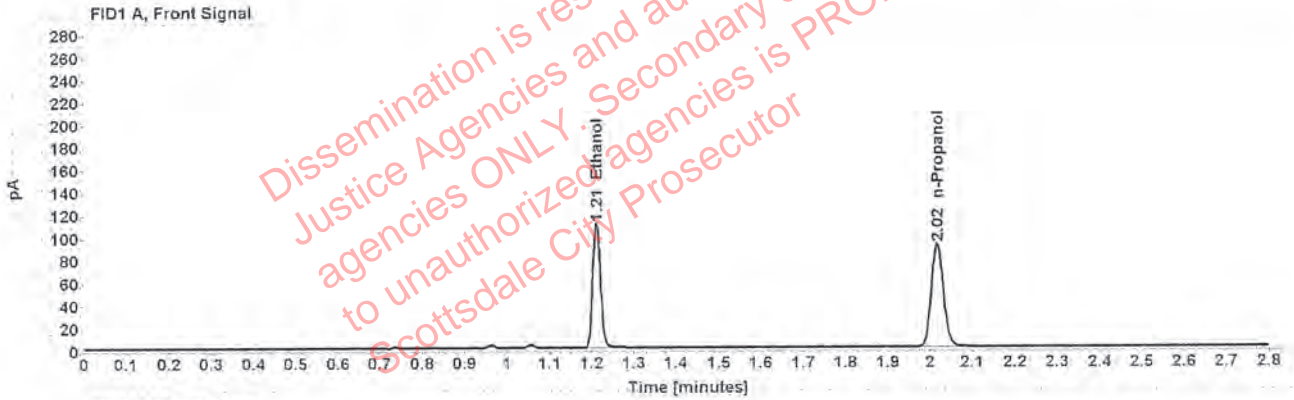


Table 1: FID 1 A (column DB-ALC1)

Compound	Amount (g/100mL)	Time (min)	Peak Area
>Ethanol	0.2200	1.211	141.426
n-Propanol	-----	2.017	182.023

Table 2: FID 2 B (column DB-ALC2)

Compound	Time (min)	Peak Area
Ethanol	1.377	174.354
n-Propanol	2.471	218.945

Scottsdale Police Department Crime Lab Volatiles Analysis

Sample:	1303457	Vial:	30
Description:	[REDACTED]	LIMS ID:	[REDACTED]
Method:	ethanol quant.M <i>EC</i>	Sequence:	03Feb20
Instrument:	US14173023 CN14160045	Injection date:	2/3/2020 5:29:01 PM
Data file:	C:\Chem32\1\Data\03Feb20\30.D	Analyst:	Canonico

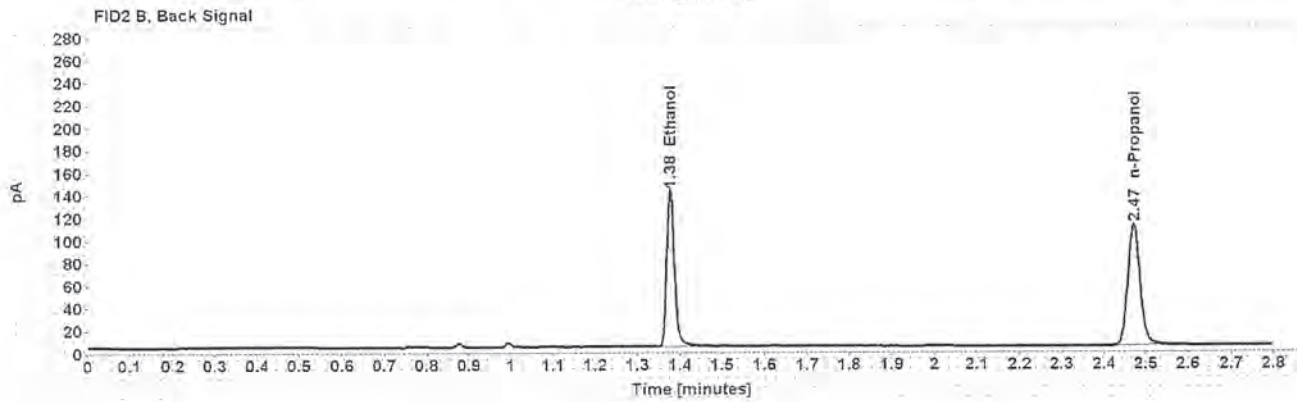
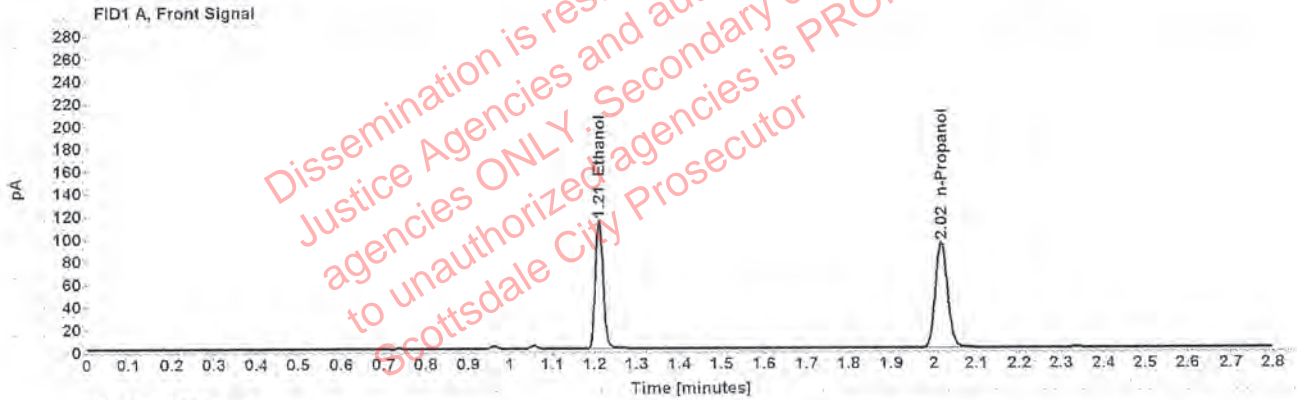


Table 1: FID 1 A (column DB-ALC1)

Compound	Amount (g/100mL)	Time (min)	Peak Area
>Ethanol	0.2208	1.211	145.684
n-Propanol	-----	2.017	186.819

Table 2: FID 2 B (column DB-ALC2)

Compound	Time (min)	Peak Area
Ethanol	1.377	179.253
n-Propanol	2.471	222.449

Case: [REDACTED] User: ecanonico 2/4/2020

Scottsdale Police Department Crime Lab Volatiles Analysis

Sample:	1290326	Vial:	32
Description:	[REDACTED]	LIMS ID:	[REDACTED]
Method:	ethanol quant.M	Sequence:	03Feb20
Instrument:	US14173023 CN14160045	Injection date:	2/3/2020 5:37:15 PM
Data file:	C:\Chem32\1\Data\03Feb20\32.D	Analyst:	Canonico

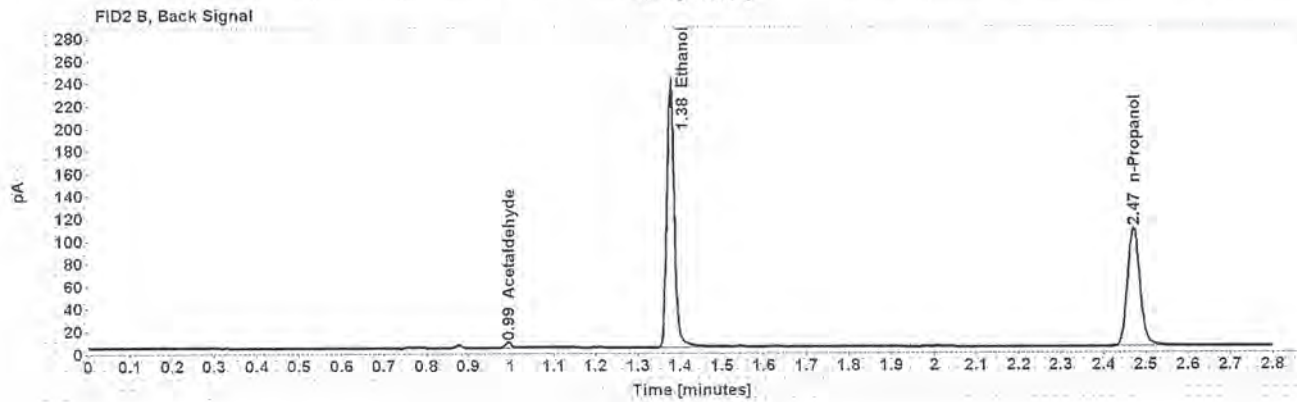
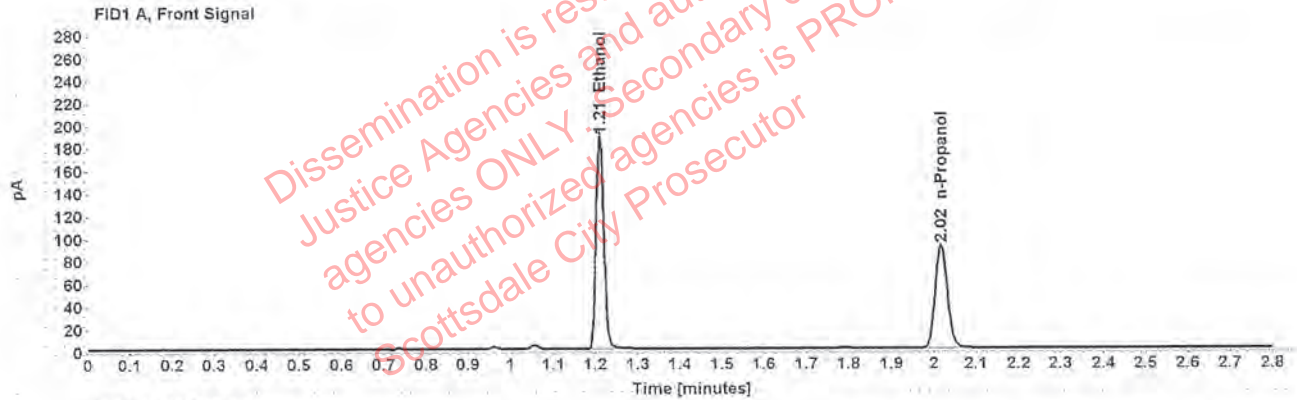


Table 1: FID 1 A (column DB-ALC1)

Compound	Amount (g/100mL)	Time (min)	Peak Area
>Ethanol	0.3767	1.210	240.854
n-Propanol	-----	2.017	182.174

Table 2: FID 2 B (column DB-ALC2)

Compound	Time (min)	Peak Area
Acetaldehyde	0.994	4.768
Ethanol	1.377	297.280
n-Propanol	2.470	218.167

Case: [REDACTED] User: ecanonico 2/4/2020

Scottsdale Police Department Crime Lab Volatiles Analysis

Sample:	1290326	Vial:	33
Description:	[REDACTED]	LIMS ID:	[REDACTED]
Method:	ethanol quant.M	Sequence:	03Feb20
Instrument:	US14173023 CN14160045	Injection date:	2/3/2020 5:41:14 PM
Data file:	C:\Chem32\1\Data\03Feb20\33.D	Analyst:	Canonico

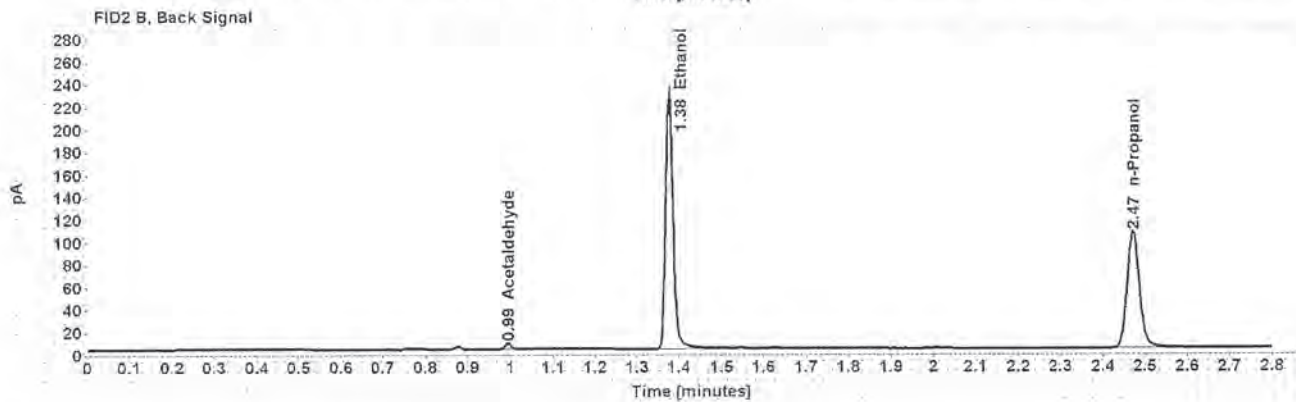
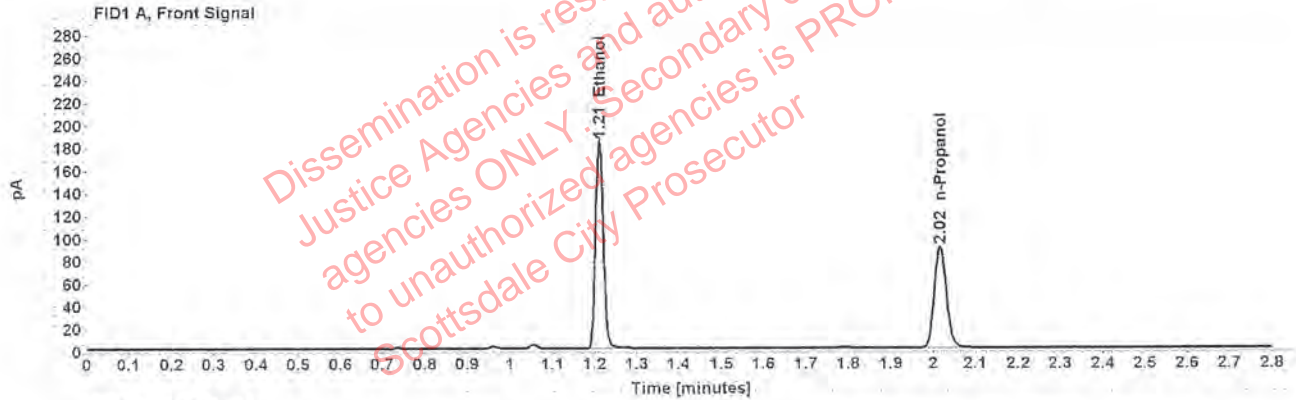


Table 1: FID 1 A (column DB-ALC1)

Compound	Amount (g/100mL)	Time (min)	Peak Area
>Ethanol	0.3738	1.210	234.803
n-Propanol	-----	2.017	178.974

Table 2: FID 2 B (column DB-ALC2)

Compound	Time (min)	Peak Area
Acetaldehyde	0.994	4.812
Ethanol	1.377	289.928
n-Propanol	2.471	215.205

Scottsdale Police Department Crime Lab Volatiles Analysis

Sample:	1279161	Vial:	34
Description:	██████████	LIMS ID:	██████████
Method:	ethanol quant.M	Sequence:	03Feb20
Instrument:	US14173023 CN14160045	Injection date:	2/3/2020 5:45:16 PM
Data file:	C:\Chem32\1\Data\03Feb20\34.D	Analyst:	Canonico

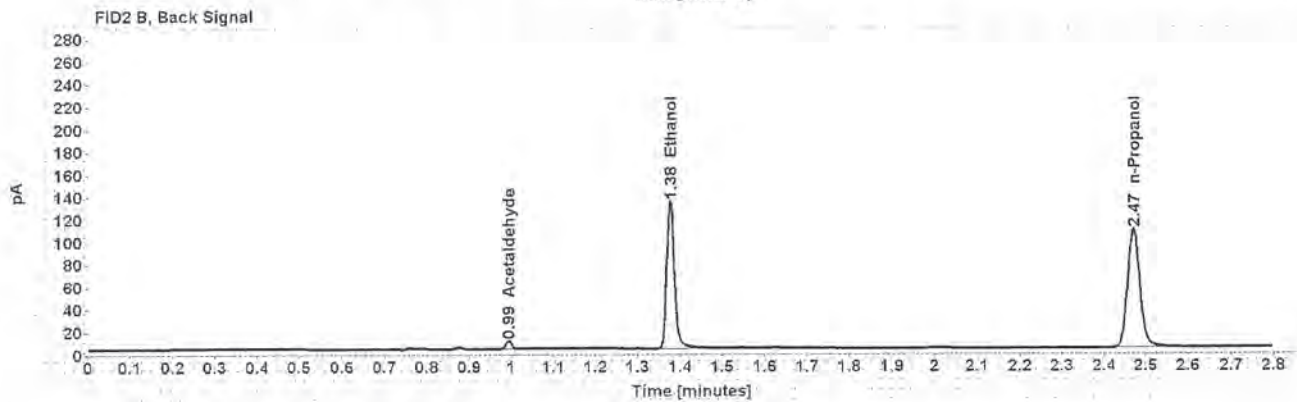
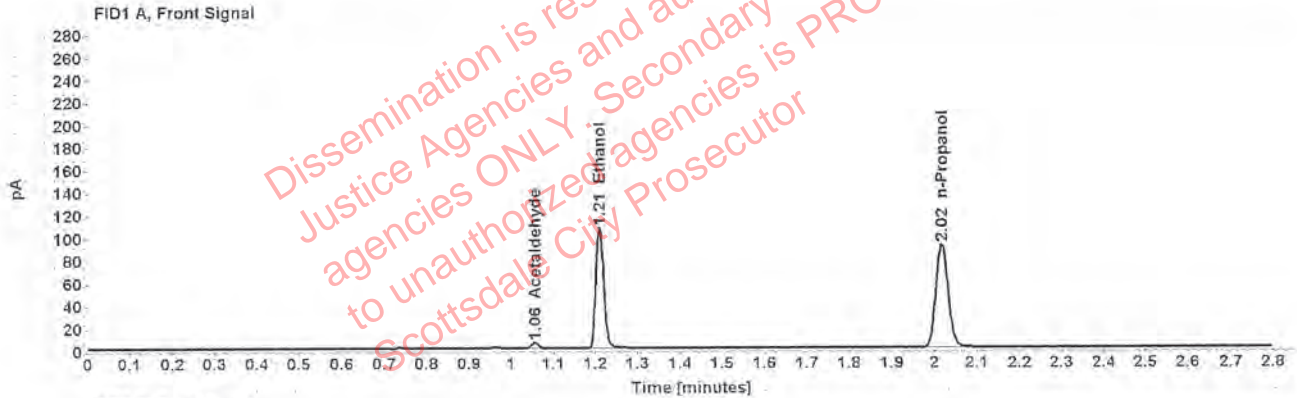


Table 1: FID 1 A (column DB-ALC1)

Compound	Amount (g/100mL)	Time (min)	Peak Area
Acetaldehyde	-----	1.056	5.153
>Ethanol	0.2131	1.211	137.406
n-Propanol	-----	2.017	182.458

Table 2: FID 2 B (column DB-ALC2)

Compound	Time (min)	Peak Area
Acetaldehyde	0.994	6.668
Ethanol	1.377	169.212
n-Propanol	2.471	218.871

Case: [REDACTED] User: ecanonico 2/4/2020

Scottsdale Police Department Crime Lab Volatiles Analysis

Sample:	1279161	Vial:	35
Description:	[REDACTED]	LIMS ID:	[REDACTED]
Method:	ethanol quant.M	Sequence:	03Feb20
Instrument:	US14173023 CN14160045	Injection date:	2/3/2020 5:49:14 PM
Data file:	C:\Chem32\1\Data\03Feb20\35.D	Analyst:	Canonico

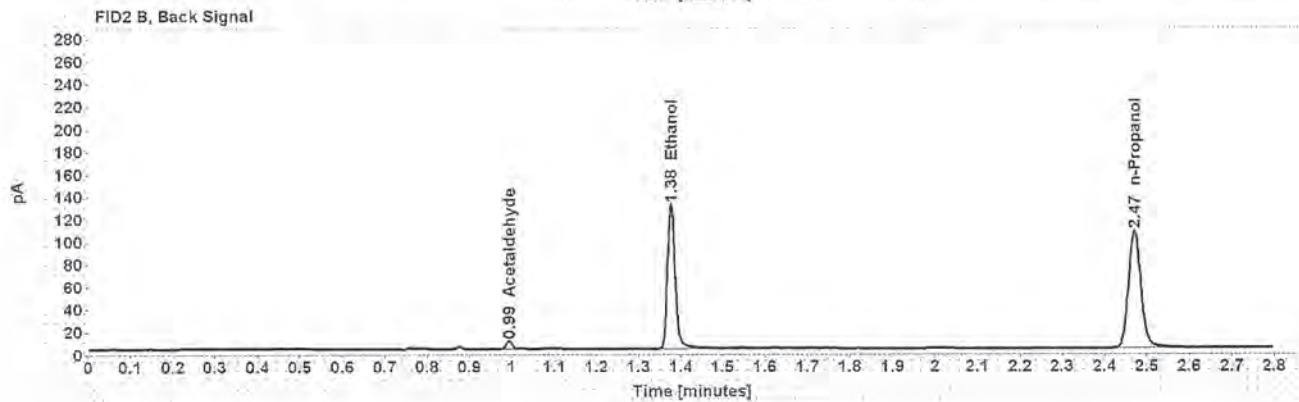
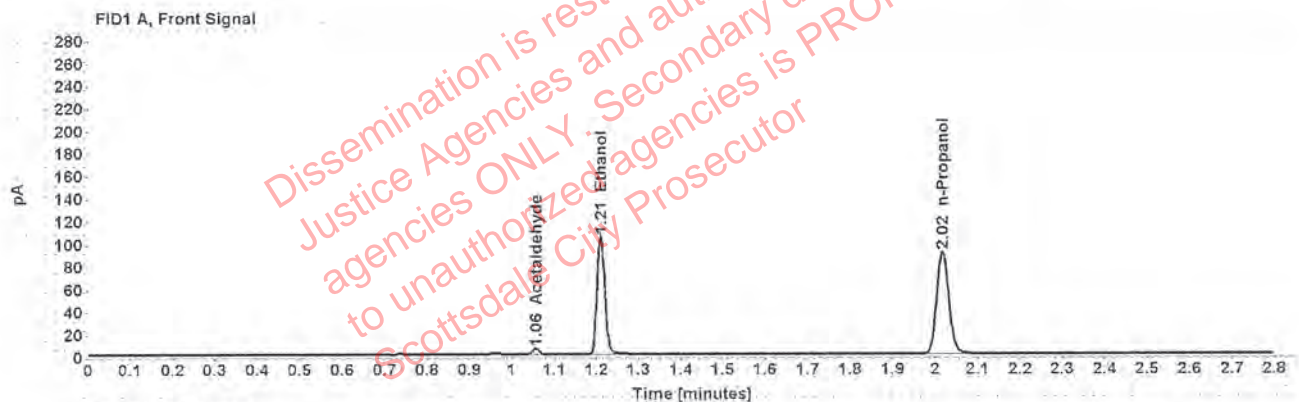


Table 1: FID 1 A (column DB-ALC1)

Compound	Amount (g/100mL)	Time (min)	Peak Area
Acetaldehyde	-----	1.056	5.200
>Ethanol	0.2109	1.211	134.553
n-Propanol	-----	2.017	180.558

Table 2: FID 2 B (column DB-ALC2)

Compound	Time (min)	Peak Area
Acetaldehyde	0.994	6.740
Ethanol	1.377	165,944
n-Propanol	2.470	216.798

Scottsdale Police Department Crime Lab Volatiles Analysis

Sample:	1289338	Vial:	36
Description:	[REDACTED]	LIMS ID:	[REDACTED]
Method:	ethanol quant.M	Sequence:	03Feb20
Instrument:	US14173023 CN14160045	Injection date:	2/3/2020 5:53:15 PM
Data file:	C:\Chem32\1\Data\03Feb20\36.D	Analyst:	Canonico

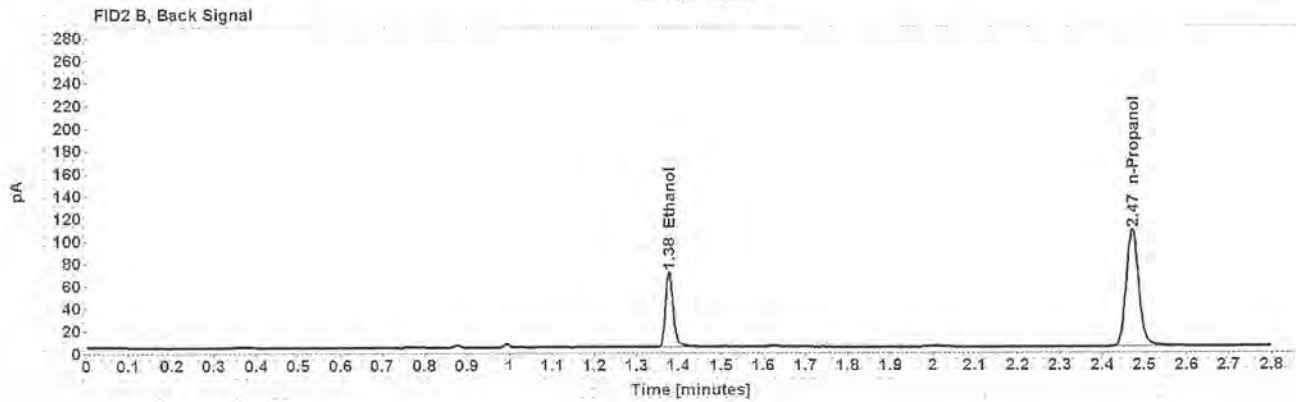
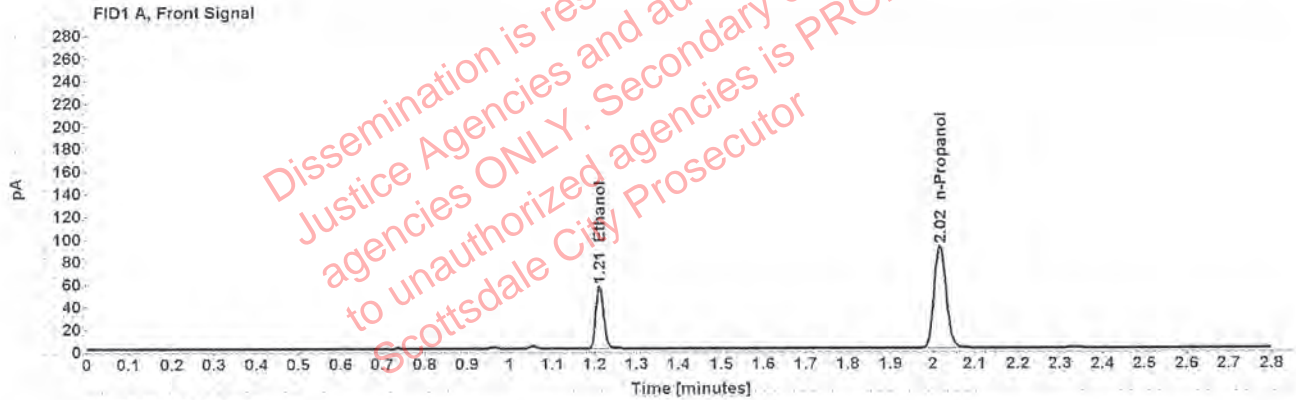


Table 1: FID 1 A (column DB-ALC1)

Compound	Amount (g/100mL)	Time (min)	Peak Area
>Ethanol	0.1101	1.211	71.413
n-Propanol	-----	2.017	180.935

Table 2: FID 2 B (column DB-ALC2)

Compound	Time (min)	Peak Area
Ethanol	1.377	86.505
n-Propanol	2.471	217.681

Case: [REDACTED] User: ecanonico 2/4/2020

Scottsdale Police Department Crime Lab Volatiles Analysis

Sample:	1289338	Vial:	37
Description:	[REDACTED]	LIMS ID:	[REDACTED]
Method:	ethanol quant.M	Sequence:	03Feb20
Instrument:	US14173023 CN14160045	Injection date:	2/3/2020 5:57:30 PM
Data file:	C:\Chem32\1\Data\03Feb20\37.D	Analyst:	Canonico

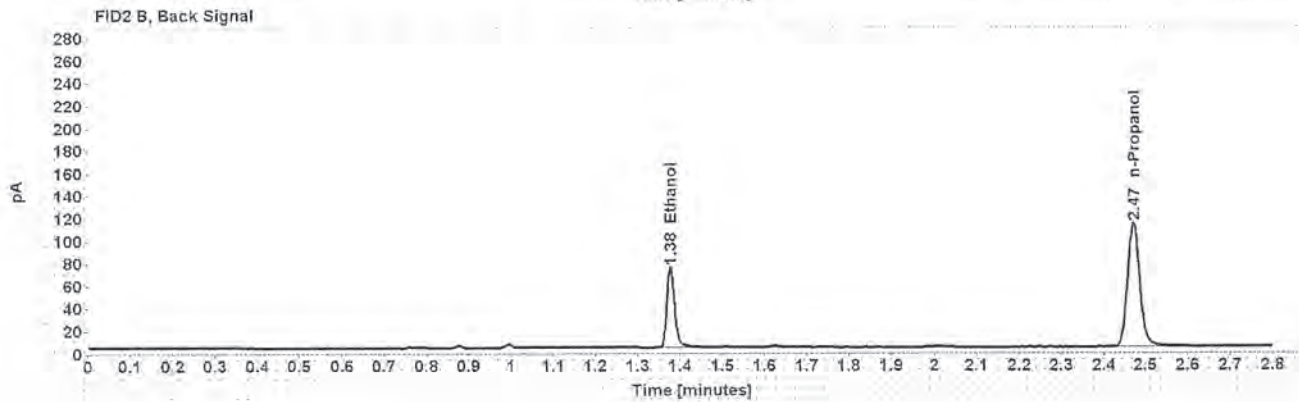
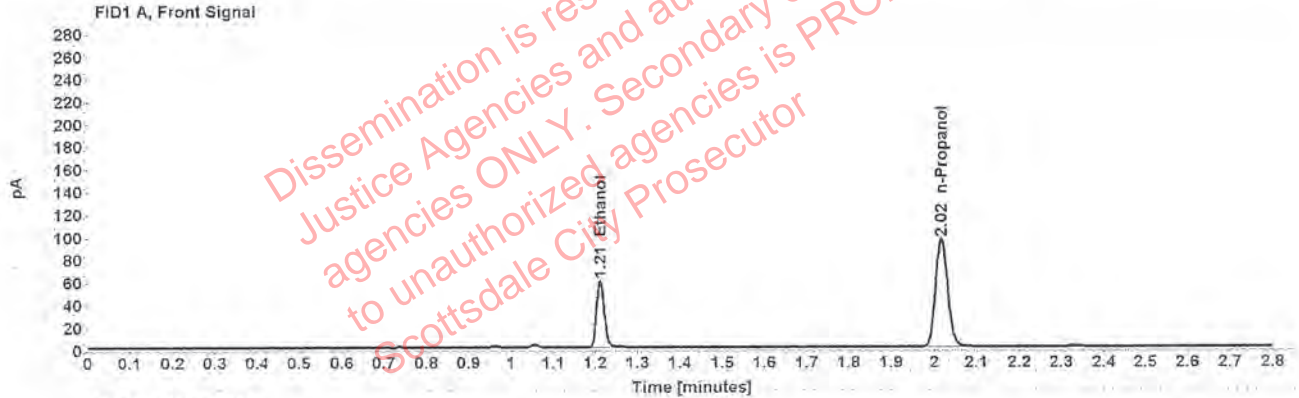


Table 1: FID 1 A (column DB-ALC1)

Compound	Amount (g/100mL)	Time (min)	Peak Area
>Ethanol	0.1115	1.211	76.133
n-Propanol	-----	2.017	190.586

Table 2: FID 2 B (column DB-ALC2)

Compound	Time (min)	Peak Area
Ethanol	1.377	92.031
n-Propanol	2.471	228.988

Scottsdale Police Department Crime Lab Volatiles Analysis

Sample:	1303586	Vial:	38
Description:	[REDACTED]	LIMS ID:	[REDACTED]
Method:	ethanol quant.M	Sequence:	03Feb20
Instrument:	US14173023 CN14160045	Injection date:	2/3/2020 6:01:31 PM
Data file:	C:\Chem32\1\Data\03Feb20\38.D	Analyst:	Canonico

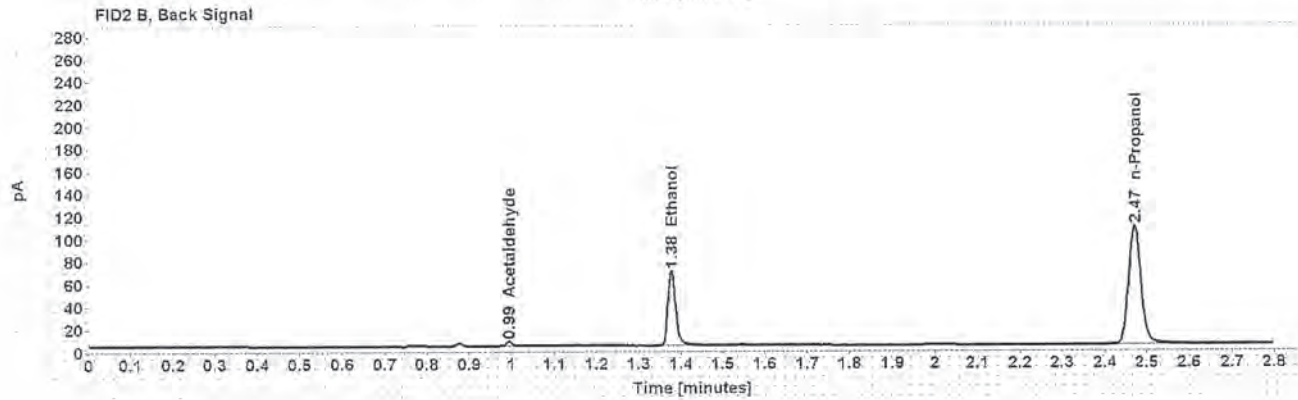
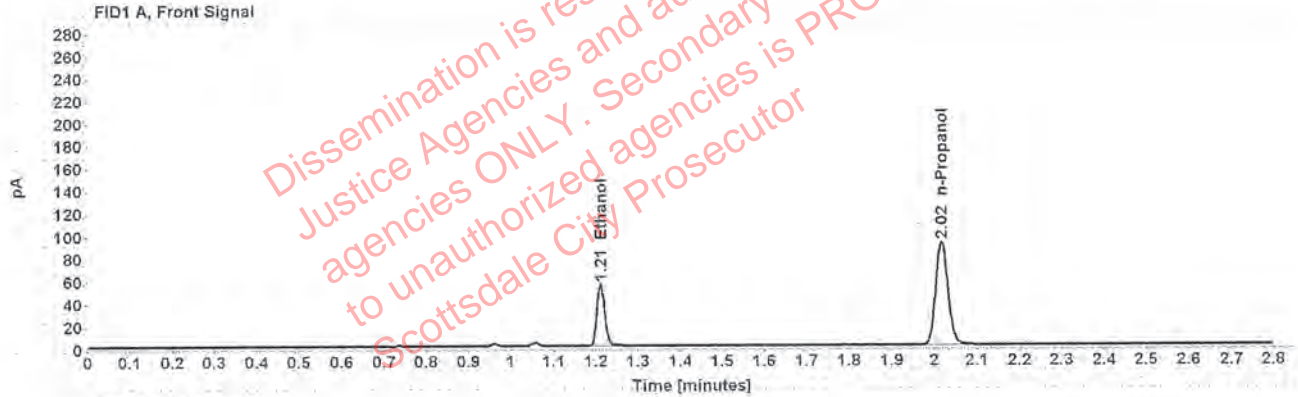


Table 1: FID 1 A (column DB-ALC1)

Compound	Amount (g/100mL)	Time (min)	Peak Area
>Ethanol	0.1080	1.211	70.749
n-Propanol	-----	2.017	182.651

Table 2: FID 2 B (column DB-ALC2)

Compound	Time (min)	Peak Area
Acetaldehyde	0.994	3.754
Ethanol	1.377	85.471
n-Propanol	2.471	218.465

Scottsdale Police Department Crime Lab Volatiles Analysis

Sample:	1303586	Vial:	39
Description:	[REDACTED]	LIMS ID:	[REDACTED]
Method:	ethanol quant.M	Sequence:	03Feb20
Instrument:	US14173023 CN14160045	Injection date:	2/3/2020 6:05:30 PM
Data file:	C:\Chem32\1\Data\03Feb20\39.D	Analyst:	Canonico

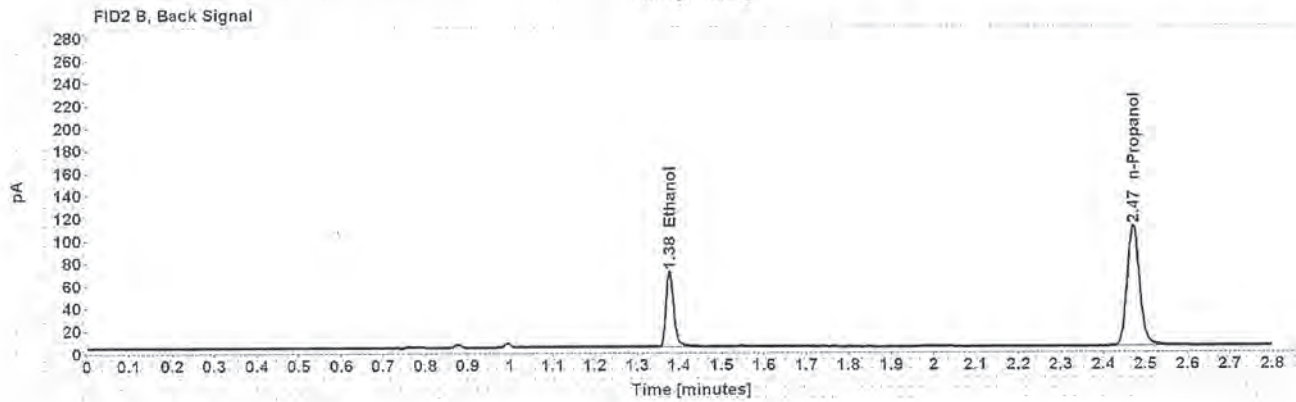
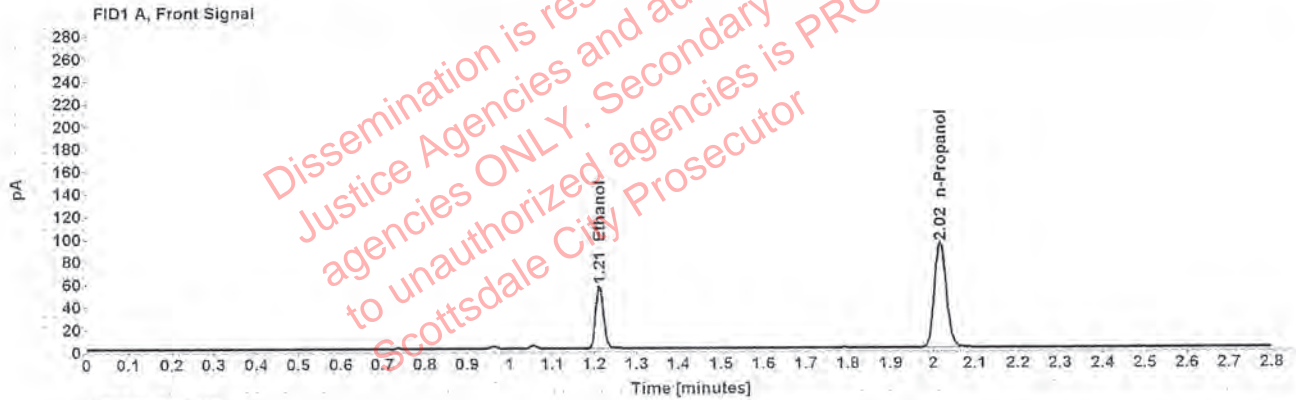


Table 1: FID 1 A (column DB-ALC1)

Compound	Amount (g/100mL)	Time (min)	Peak Area
>Ethanol	0.1075	1.211	71.484
n-Propanol	-----	2.017	185.344

Table 2: FID 2 B (column DB-ALC2)

Compound	Time (min)	Peak Area
Ethanol	1.377	86.611
n-Propanol	2.470	222.184

Scottsdale Police Department Crime Lab Volatiles Analysis

Sample:	1304098	Vial:	40
Description:	██████████	LIMS ID:	██████████
Method:	ethanol quant.M	Sequence:	03Feb20
Instrument:	US14173023 CN14160045	Injection date:	2/3/2020 6:09:30 PM
Data file:	C:\Chem32\1\Data\03Feb20\40.D	Analyst:	Canonico

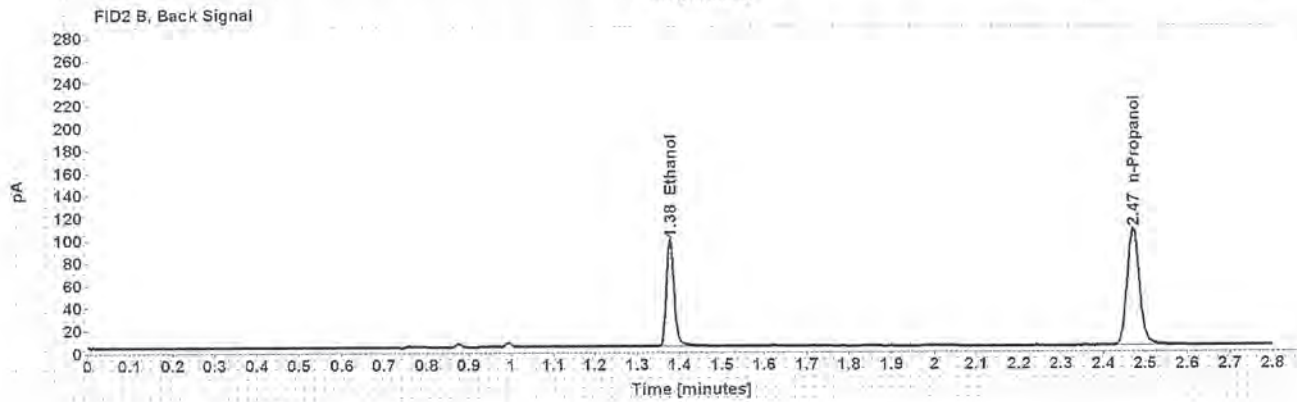
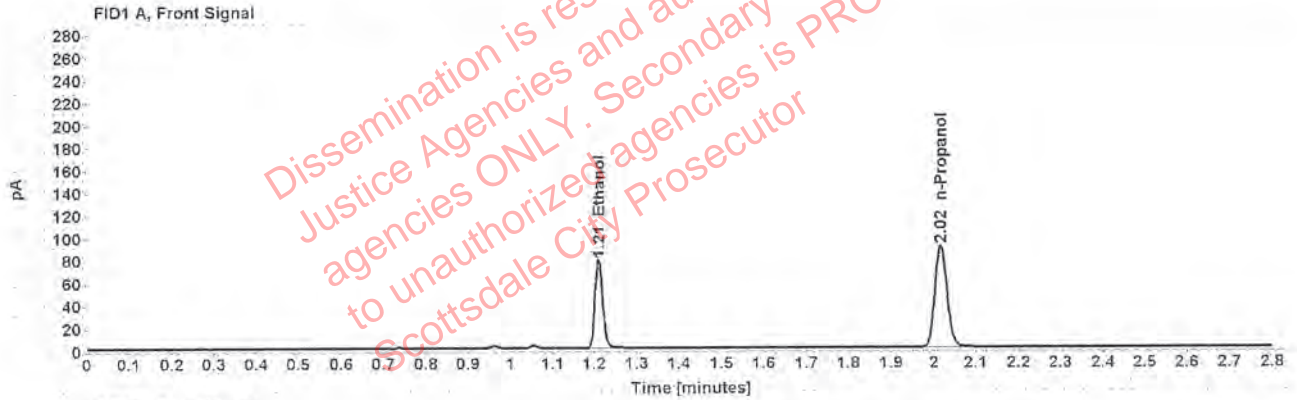


Table 1: FID 1 A (column DB-ALC1)

Compound	Amount (g/100mL)	Time (min)	Peak Area
>Ethanol	0.1574	1.211	100.485
n-Propanol	-----	2.017	179.679

Table 2: FID 2 B (column DB-ALC2)

Compound	Time (min)	Peak Area
Ethanol	1.376	124.121
n-Propanol	2.470	215.656

Scottsdale Police Department Crime Lab Volatiles Analysis

Sample:	1304098	Vial:	41
Description:	[REDACTED]	LIMS ID:	[REDACTED]
Method:	ethanol quant.M	Sequence:	03Feb20
Instrument:	US14173023 CN14160045	Injection date:	2/3/2020 6:13:30 PM
Data file:	C:\Chem32\1\Data\03Feb20\41.D	Analyst:	Canonico

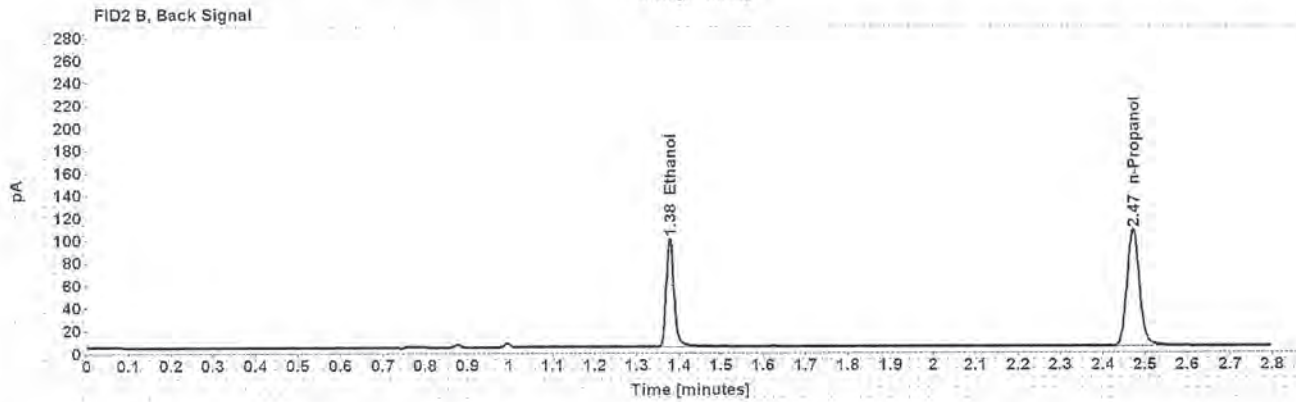
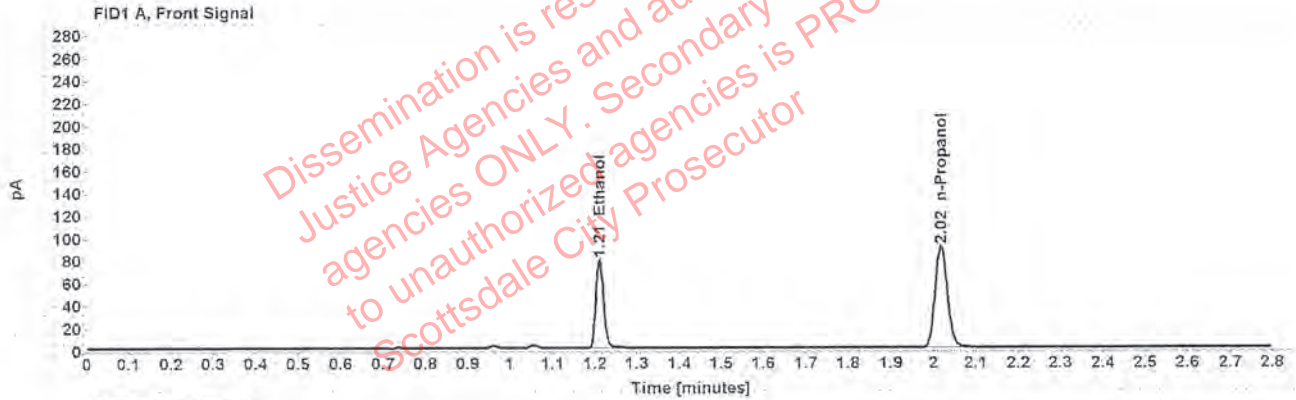


Table 1: FID 1 A (column DB-ALC1)

Compound	Amount (g/100mL)	Time (min)	Peak Area
>Ethanol	0.1583	1.211	101.233
n-Propanol	-----	2.017	179.980

Table 2: FID 2 B (column DB-ALC2)

Compound	Time (min)	Peak Area
Ethanol	1.377	125.096
n-Propanol	2.471	216.564

Scottsdale Police Department Crime Lab Volatiles Analysis

Sample:	1306940	Vial:	43
Description:	██████████	LIMS ID:	██████████
Method:	ethanol quant.M	Sequence:	03Feb20
Instrument:	US14173023 CN14160045	Injection date:	2/3/2020 6:21:45 PM
Data file:	C:\Chem32\1\Data\03Feb20\43.D	Analyst:	Canonico

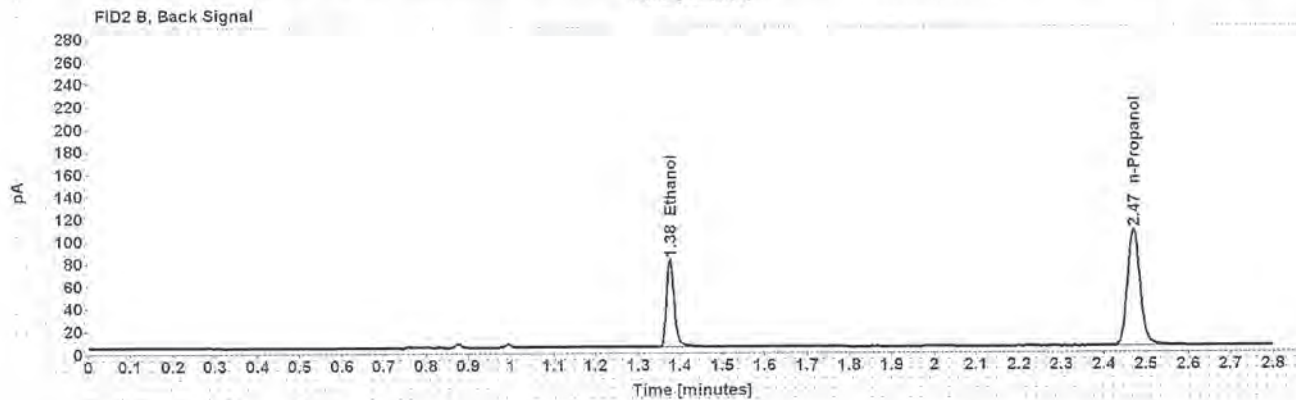
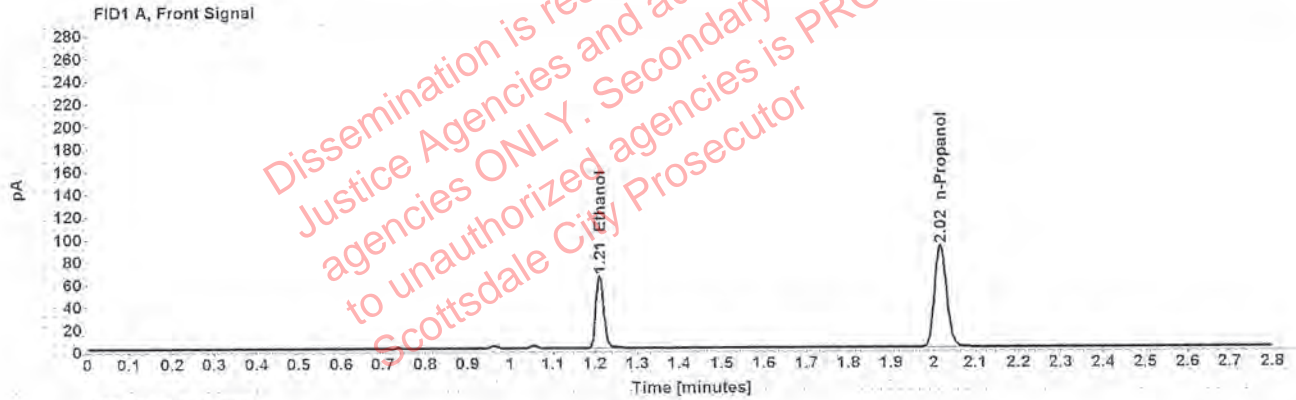


Table 1: FID 1 A (column DB-ALC1)

Compound	Amount (g/100mL)	Time (min)	Peak Area
>Ethanol	0.1277	1.211	82.089
n-Propanol	-----	2.016	180.129

Table 2: FID 2 B (column DB-ALC2)

Compound	Time (min)	Peak Area
Ethanol	1.376	101.312
n-Propanol	2.470	215.939

Scottsdale Police Department Crime Lab Volatiles Analysis

Sample:	1306940	Vial:	44
Description:	[REDACTED]	LIMS ID:	[REDACTED]
Method:	ethanol quant.M	Sequence:	03Feb20
Instrument:	US14173023 CN14160045	Injection date:	2/3/2020 6:25:44 PM
Data file:	C:\Chem32\1\Data\03Feb20\44.D	Analyst:	Canonico

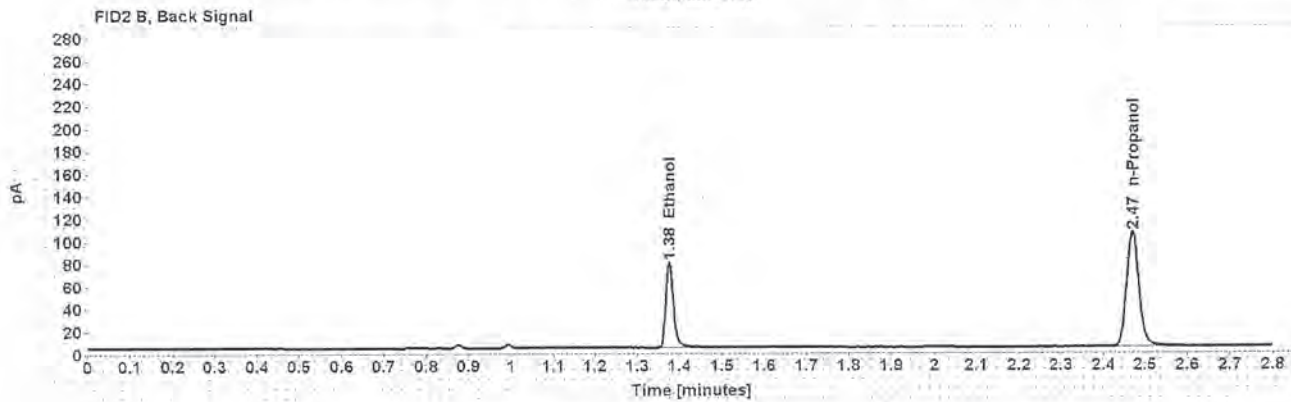
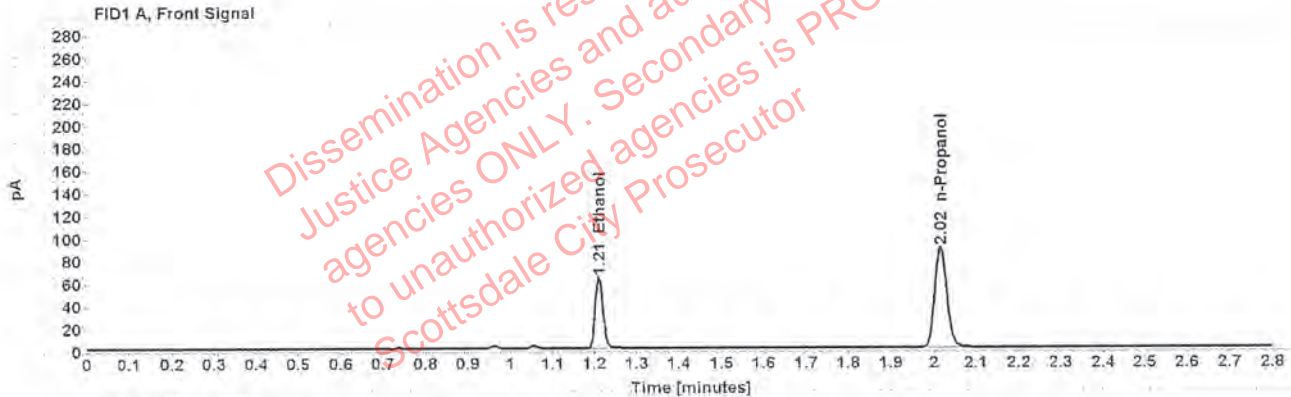


Table 1: FID 1 A (column DB-ALC1)

Compound	Amount (g/100mL)	Time (min)	Peak Area
>Ethanol	0.1274	1.210	80.728
n-Propanol	-----	2.016	177.471

Table 2: FID 2 B (column DB-ALC2)

Compound	Time (min)	Peak Area
Ethanol	1.376	99.709
n-Propanol	2.469	212.851

Case: [REDACTED] User: ecanonico 2/4/2020

Scottsdale Police Department Crime Lab Volatiles Analysis

Sample:	1287395	Vial:	45
Description:	[REDACTED]	LIMS ID:	[REDACTED]
Method:	ethanol quant.M	Sequence:	03Feb20
Instrument:	US14173023 CN14160045	Injection date:	2/3/2020 6:29:47 PM
Data file:	C:\Chem32\1\Data\03Feb20\45.D	Analyst:	Canonico

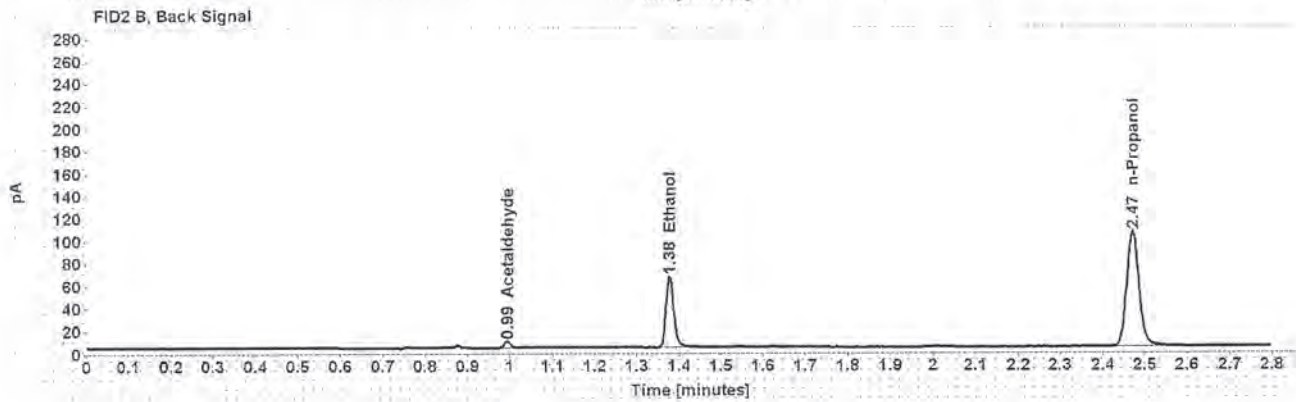
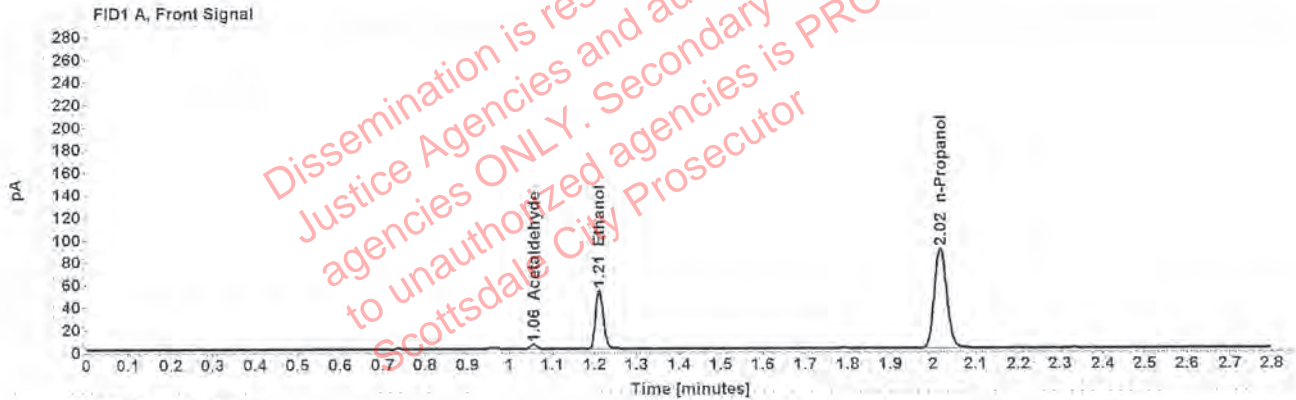


Table 1: FID 1 A (column DB-ALC1)

Compound	Amount (g/100mL)	Time (min)	Peak Area
Acetaldehyde	-----	1.056	4.251
>Ethanol	0.1054	1.211	67.119
n-Propanol	-----	2.017	177.502

Table 2: FID 2 B (column DB-ALC2)

Compound	Time (min)	Peak Area
Acetaldehyde	0.994	5.496
Ethanol	1.377	81.378
n-Propanol	2.470	213.203

Scottsdale Police Department Crime Lab Volatiles Analysis

Sample:	1287395	Vial:	46
Description:	██████████	LIMS ID:	██████████
Method:	ethanol quant.M	Sequence:	03Feb20
Instrument:	US14173023 CN14160045	Injection date:	2/3/2020 6:33:47 PM
Data file:	C:\Chem32\1\Data\03Feb20\46.D	Analyst:	Canonico

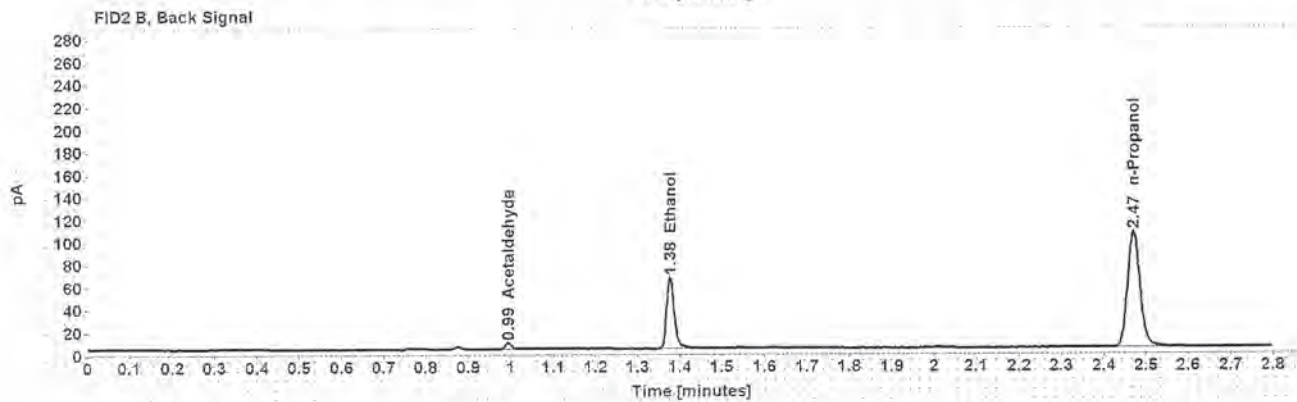
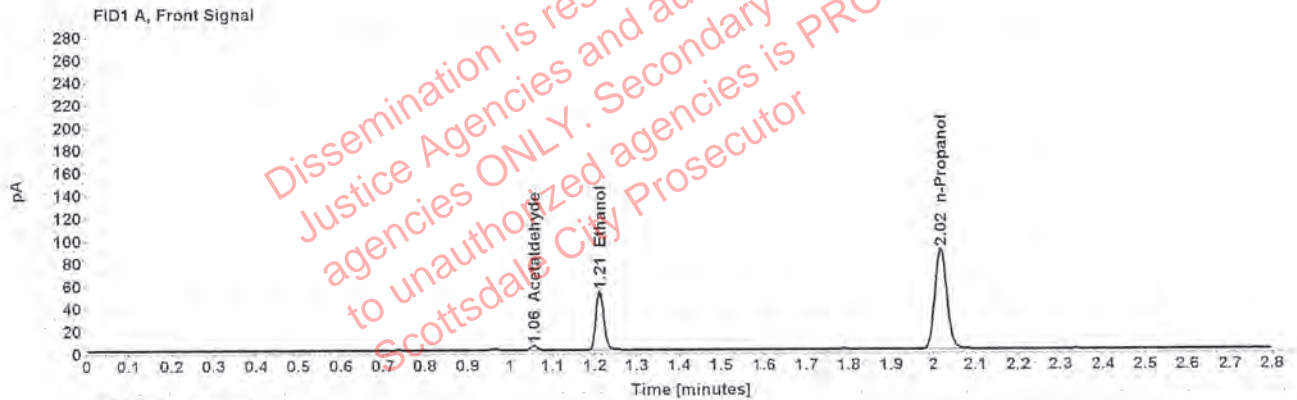


Table 1: FID 1 A (column DB-ALC1)

Compound	Amount (g/100mL)	Time (min)	Peak Area
Acetaldehyde	-----	1.056	4.275
>Ethanol	0.1054	1.211	67.422
n-Propanol	-----	2.017	178.281

Table 2: FID 2 B (column DB-ALC2)

Compound	Time (min)	Peak Area
Acetaldehyde	0.994	5.563
Ethanol	1.377	81.505
n-Propanol	2.470	214.017

Case: [REDACTED] User: ecanonico 2/4/2020

Scottsdale Police Department Crime Lab Volatiles Analysis

Sample:	33601CS	Vial:	47
Description:	[REDACTED]	LIMS ID:	[REDACTED]
Method:	ethanol quant.M	Sequence:	03Feb20
Instrument:	US14173023 CN14160045	Injection date:	2/3/2020 6:37:44 PM
Data file:	C:\Chem32\1\Data\03Feb20\47.D	Analyst:	Canonico

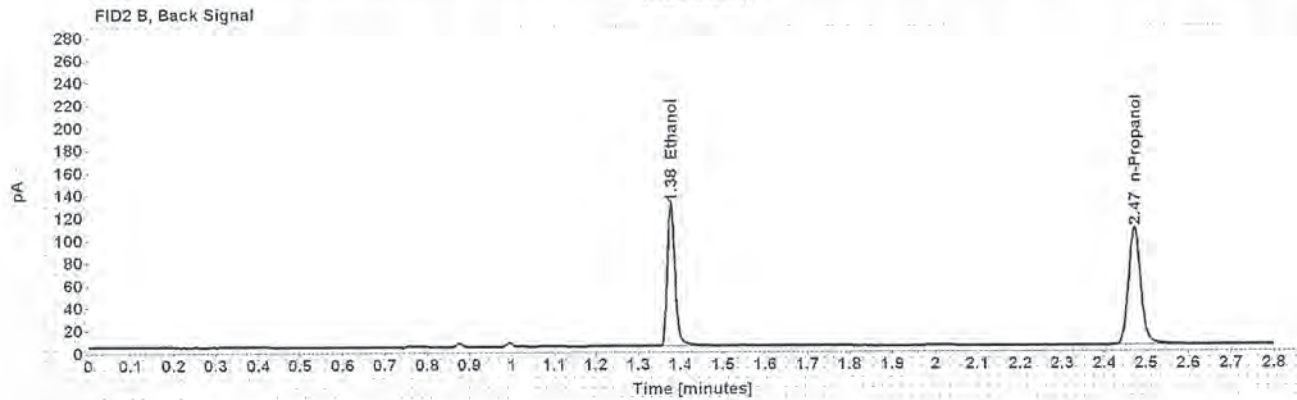
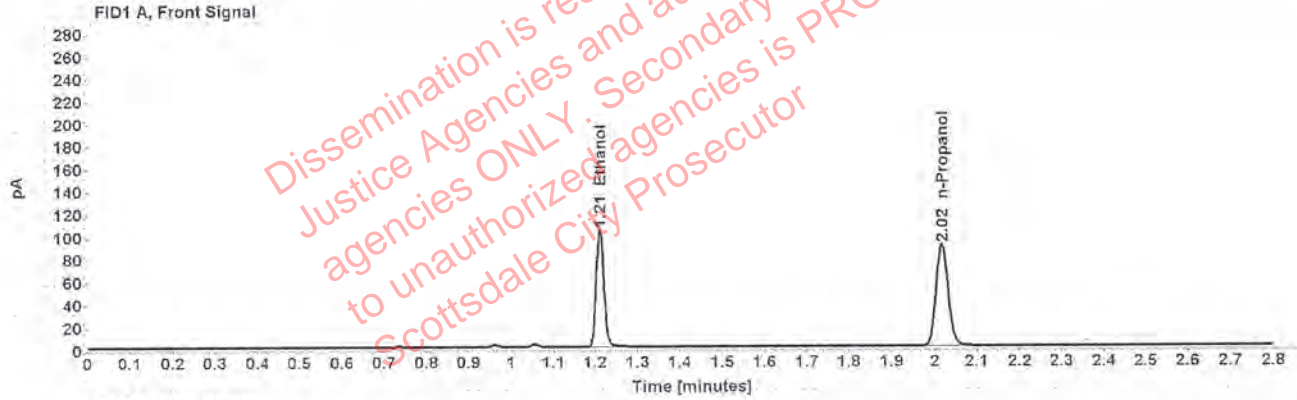


Table 1: FID 1 A (column DB-ALC1)

Compound	Amount (g/100mL)	Time (min)	Peak Area
>Ethanol	0.2083	1.211	132.607
n-Propanol	-----	2.017	180.088

Table 2: FID 2 B (column DB-ALC2)

Compound	Time (min)	Peak Area
Ethanol	1.377	163.765
n-Propanol	2.471	216.482

Scottsdale Police Department Crime Lab Volatiles Analysis

Sample:	33601CS	Vial:	48
Description:	[REDACTED]	LIMS ID:	[REDACTED]
Method:	ethanol quant.M	Sequence:	03Feb20
Instrument:	US14173023 CN14160045	Injection date:	2/3/2020 6:41:45 PM
Data file:	C:\Chem32\1\Data\03Feb20\48.D	Analyst:	Canonico

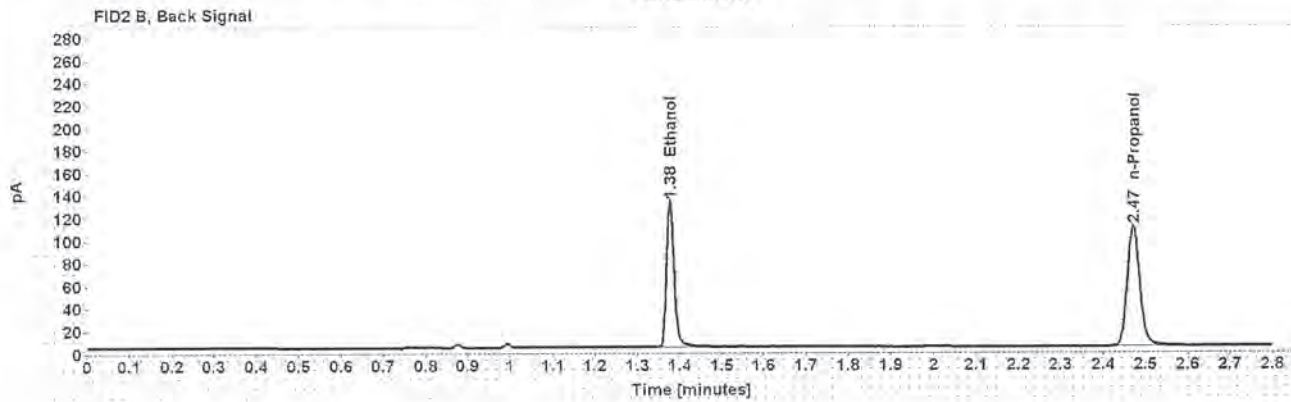
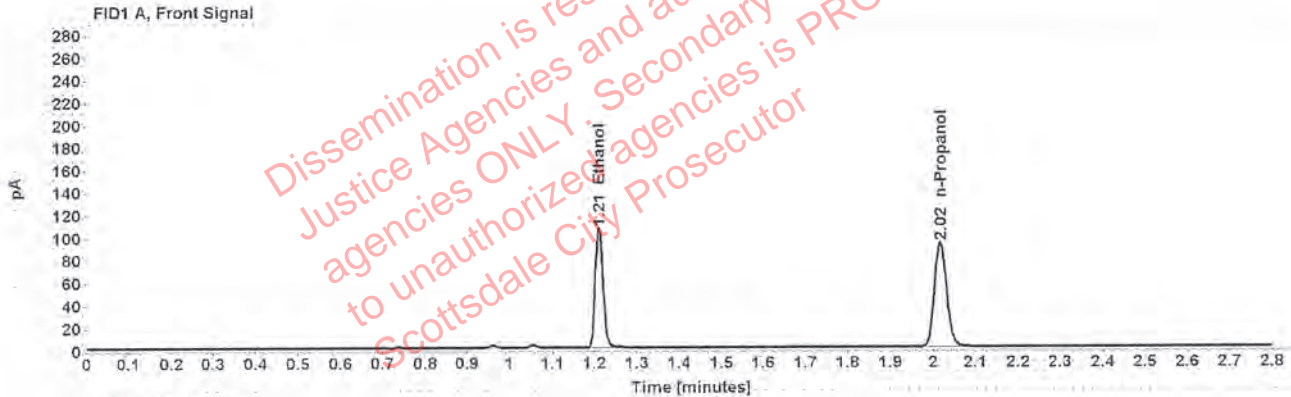


Table 1: FID 1 A (column DB-ALC1)

Compound	Amount (g/100mL)	Time (min)	Peak Area
>Ethanol	0.2084	1.211	135.723
n-Propanol	-----	2.017	184.277

Table 2: FID 2 B (column DB-ALC2)

Compound	Time (min)	Peak Area
Ethanol	1.377	167.410
n-Propanol	2.471	221.578

Scottsdale Police Department Crime Lab Volatiles Analysis

Sample:	1307402	Vial:	49
Description:	[REDACTED]	LIMS ID:	[REDACTED]
Method:	ethanol quant.M	Sequence:	03Feb20
Instrument:	US14173023 CN14160045	Injection date:	2/3/2020 6:46:00 PM
Data file:	C:\Chem32\1\Data\03Feb20\49.D	Analyst:	Canonico

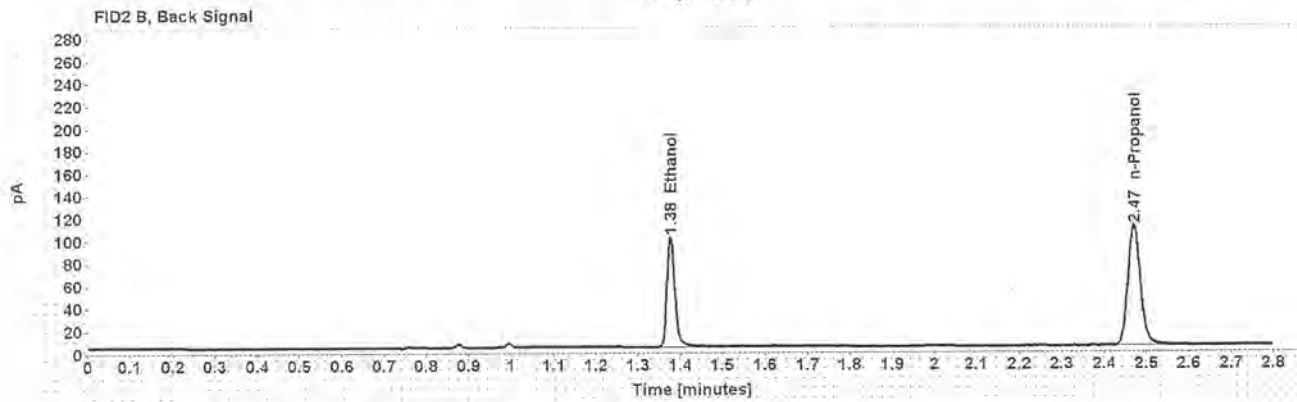
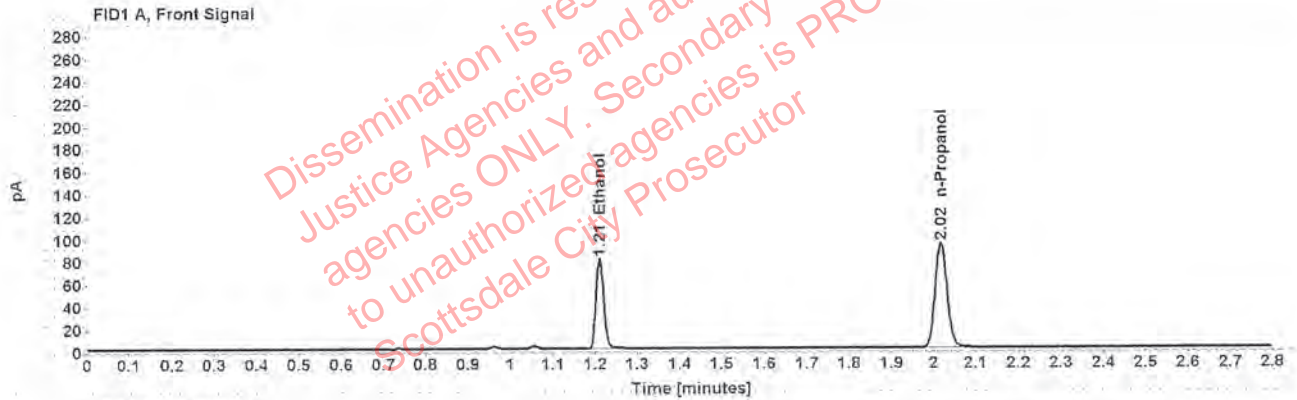


Table 1: FID 1 A (column DB-ALC1)

Compound	Amount (g/100mL)	Time (min)	Peak Area
>Ethanol	0.1563	1.211	103.000
n-Propanol	-----	2.017	185.516

Table 2: FID 2 B (column DB-ALC2)

Compound	Time (min)	Peak Area
Ethanol	1.377	127.179
n-Propanol	2.471	223.105

Scottsdale Police Department Crime Lab Volatiles Analysis

Sample:	1307402	Vial:	50
Description:	[REDACTED]	LIMS ID:	[REDACTED]
Method:	ethanol quant.M	Sequence:	03Feb20
Instrument:	US14173023 CN14160045	Injection date:	2/3/2020 6:50:01 PM
Data file:	C:\Chem32\1\Data\03Feb20\50.D	Analyst:	Canonico

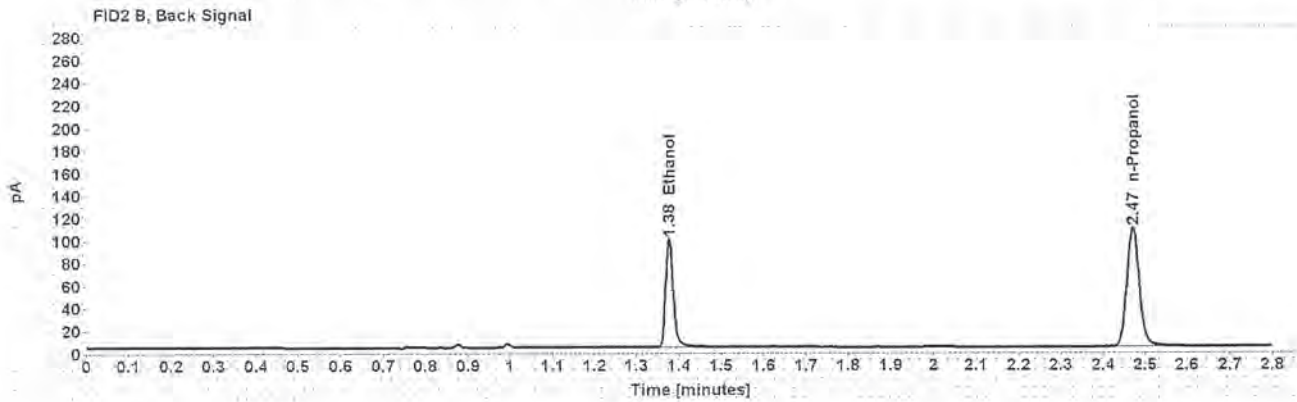
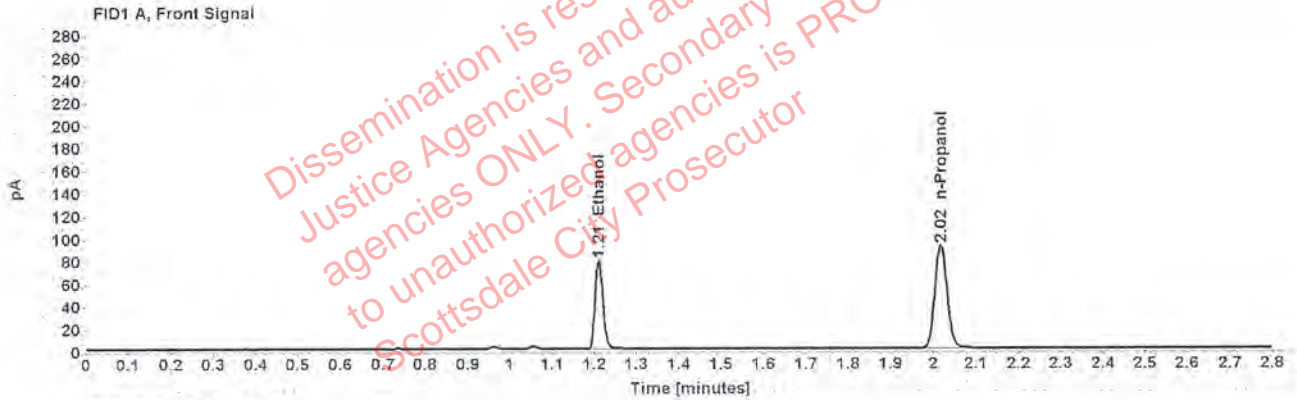


Table 1: FID 1 A (column DB-ALC1)

Compound	Amount (g/100mL)	Time (min)	Peak Area
>Ethanol	0.1558	1.211	101.332
n-Propanol	-----	2.017	183.016

Table 2: FID 2 B (column DB-ALC2)

Compound	Time (min)	Peak Area
Ethanol	1.377	125.295
n-Propanol	2.470	219.872

Scottsdale Police Department Crime Lab Volatiles Analysis

Sample:	1304993	Vial:	51
Description:	[REDACTED]	LIMS ID:	[REDACTED]
Method:	ethanol quant.M	Sequence:	03Feb20
Instrument:	US14173023 CN14160045	Injection date:	2/3/2020 6:54:00 PM
Data file:	C:\Chem32\11\Data\03Feb20\51.D	Analyst:	Canonico

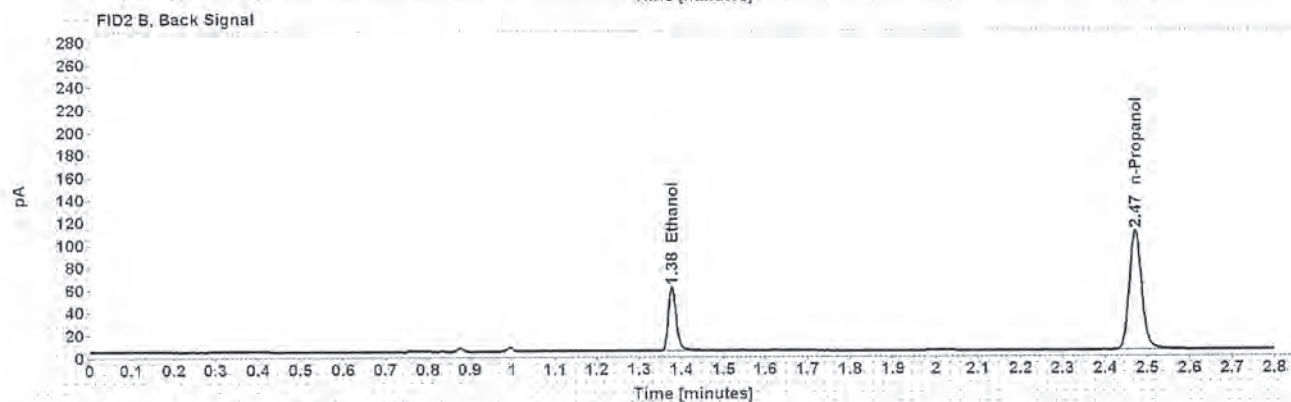
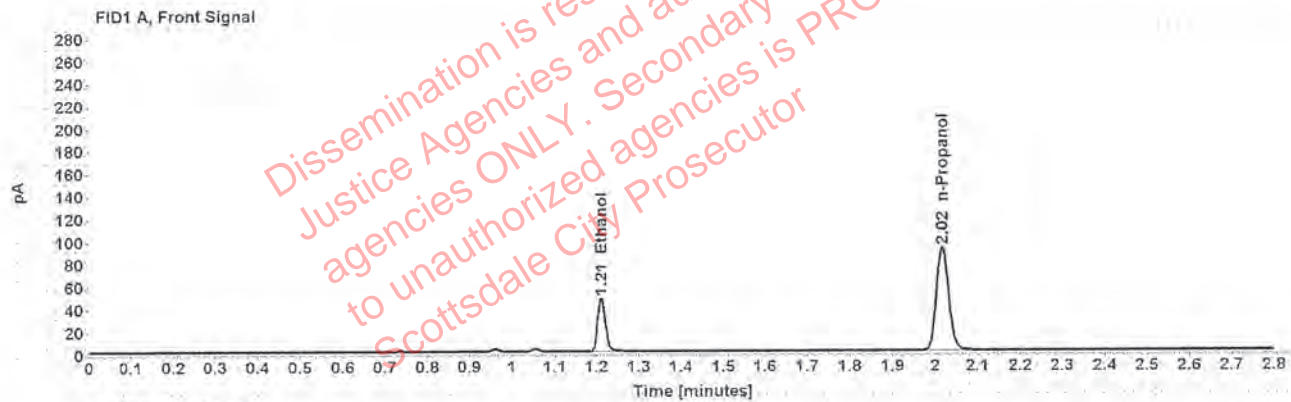


Table 1: FID 1 A (column DB-ALC1)

Compound	Amount (g/100mL)	Time (min)	Peak Area
>Ethanol	0.0924	1.211	60.851
n-Propanol	-----	2.017	182.769

Table 2: FID 2 B (column DB-ALC2)

Compound	Time (min)	Peak Area
Ethanol	1.377	73.520
n-Propanol	2.470	219.236

Scottsdale Police Department Crime Lab Volatiles Analysis

Sample:	1304993	Vial:	52
Description:	[REDACTED]	LIMS ID:	[REDACTED]
Method:	ethanol quant.M	Sequence:	03Feb20
Instrument:	US14173023 CN14160045	Injection date:	2/3/2020 6:58:02 PM
Data file:	C:\Chem32\1\Data\03Feb20\52.D	Analyst:	Canonico

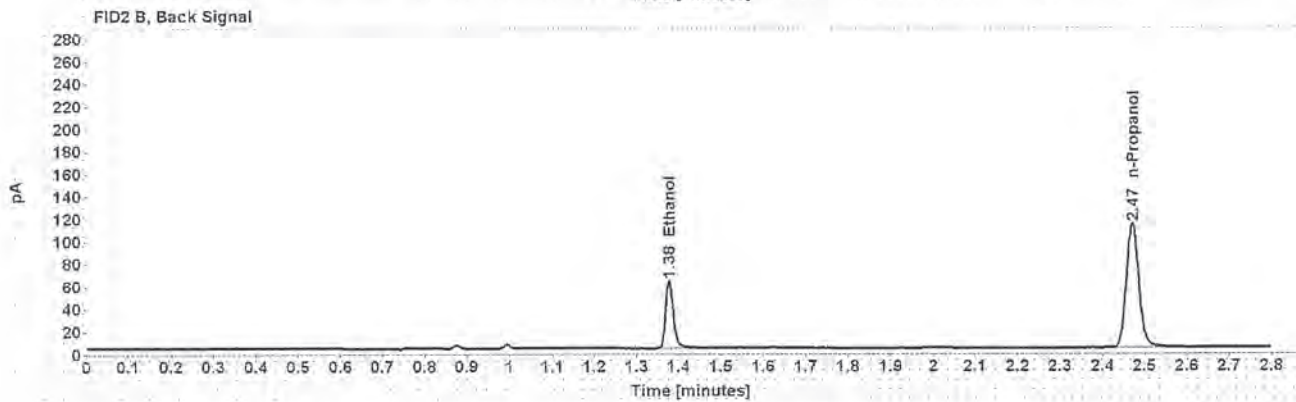
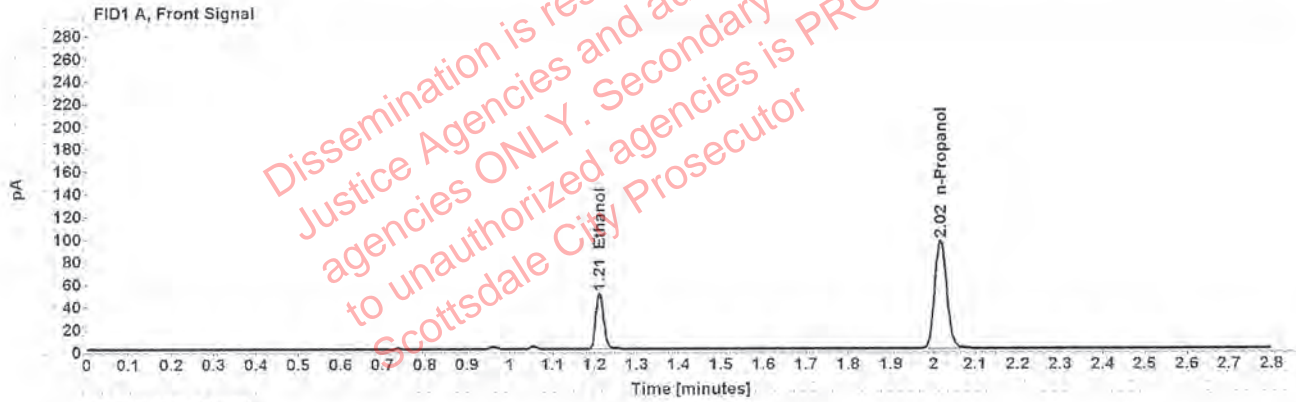


Table 1: FID 1 A (column DB-ALC1)

Compound	Amount (g/100mL)	Time (min)	Peak Area
>Ethanol	0.0928	1.211	63.947
n-Propanol	-----	2.017	191.309

Table 2: FID 2 B (column DB-ALC2)

Compound	Time (min)	Peak Area
Ethanol	1.377	77.244
n-Propanol	2.471	229.903

Scottsdale Police Department Crime Lab Volatiles Analysis

Sample:	1302504	Vial:	54
Description:	[REDACTED]	LIMS ID:	[REDACTED]
Method:	ethanol quant.M	Sequence:	03Feb20
Instrument:	US14173023 CN14160045	Injection date:	2/3/2020 7:06:00 PM
Data file:	C:\Chem32\1\Data\03Feb20\54.D	Analyst:	Canonico

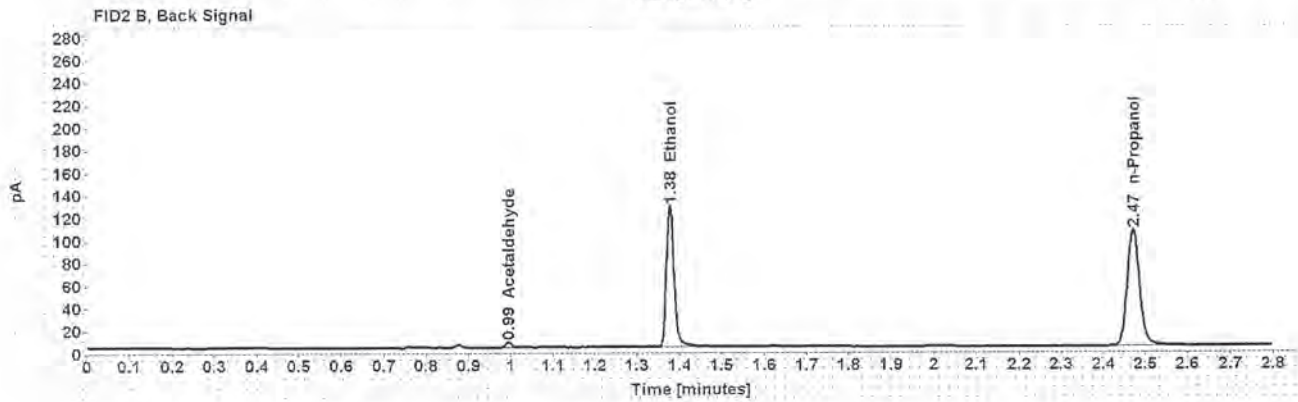
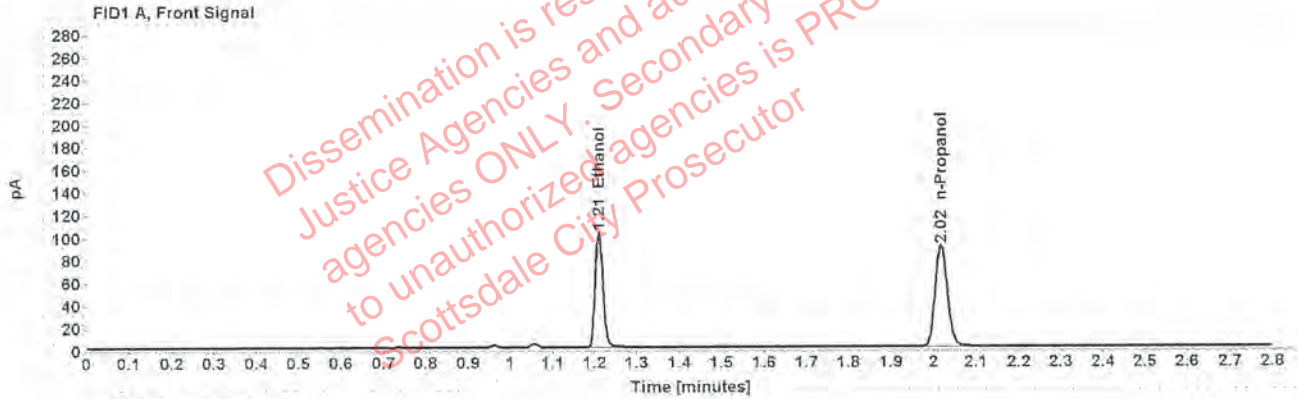


Table 1: FID 1 A (column DB-ALC1)

Compound	Amount (g/100mL)	Time (min)	Peak Area
>Ethanol	0.2075	1.211	131.113
n-Propanol	-----	2.017	178.746

Table 2: FID 2 B (column DB-ALC2)

Compound	Time (min)	Peak Area
Acetaldehyde	0.994	4.409
Ethanol	1.377	161.687
n-Propanol	2.471	214.942

Scottsdale Police Department Crime Lab Volatiles Analysis

Sample:	1302504	Vial:	55
Description:	[REDACTED]	LIMS ID:	[REDACTED]
Method:	ethanol quant.M	Sequence:	03Feb20
Instrument:	US14173023 CN14160045	Injection date:	2/3/2020 7:10:14 PM
Data file:	C:\Chem32\1\Data\03Feb20\55.D	Analyst:	Canonico

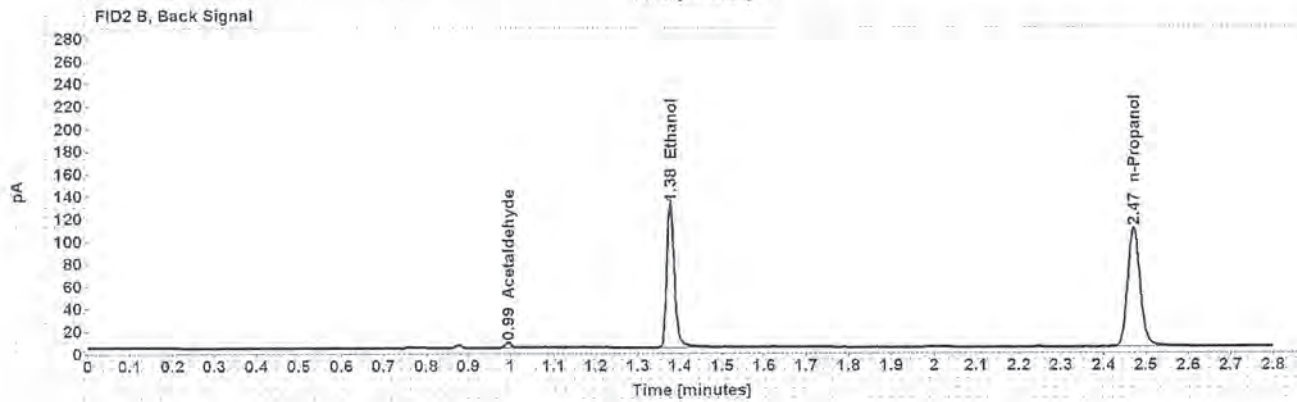
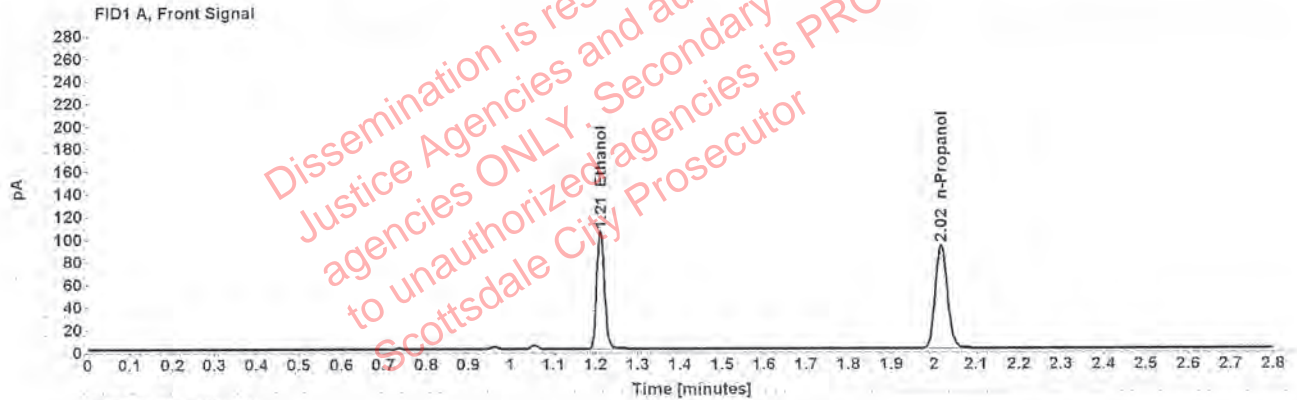


Table 1: FID 1 A (column DB-ALC1)

Compound	Amount (g/100mL)	Time (min)	Peak Area
>Ethanol	0.2081	1.211	134.543
n-Propanol	-----	2.017	182.911

Table 2: FID 2 B (column DB-ALC2)

Compound	Time (min)	Peak Area
Acetaldehyde	0.994	4.512
Ethanol	1.377	165.653
n-Propanol	2.470	220.294

Case: [REDACTED] User: ecanonico 2/4/2020

Scottsdale Police Department Crime Lab Volatiles Analysis

Sample:	1306168	Vial:	56
Description:	[REDACTED]	LIMS ID:	[REDACTED]
Method:	ethanol quant.M	Sequence:	03Feb20
Instrument:	US14173023 CN14160045	Injection date:	2/3/2020 7:14:15 PM
Data file:	C:\Chem32\1\Data\03Feb20\56.D	Analyst:	Canonico

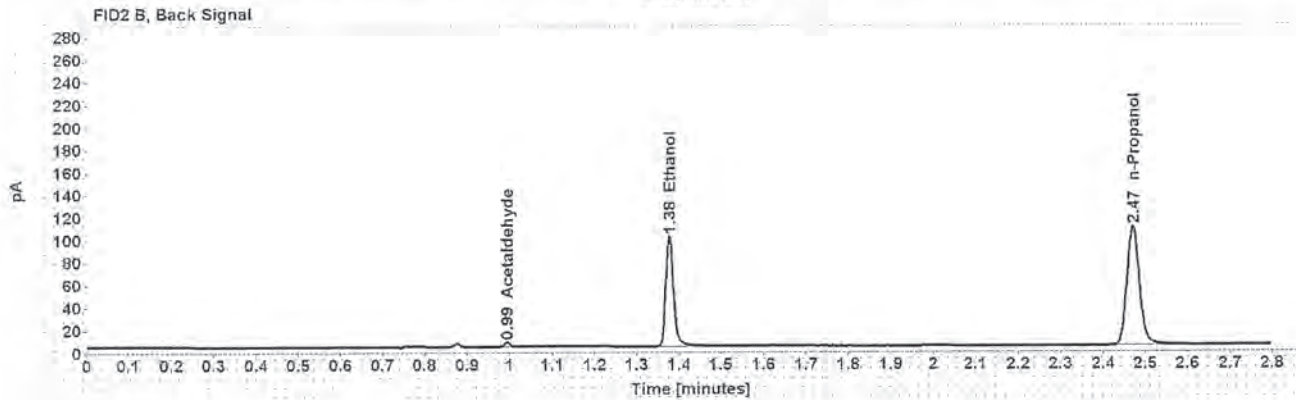
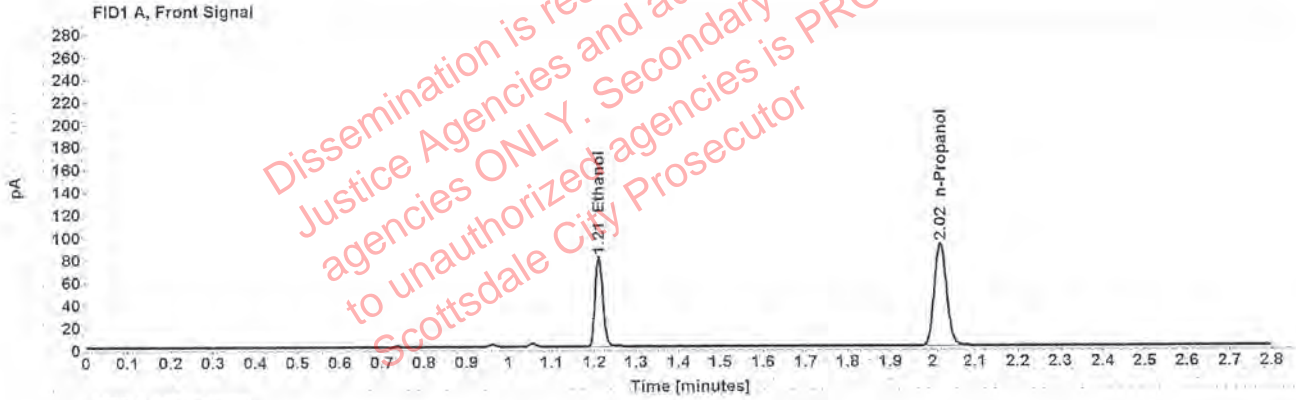


Table 1: FID 1 A (column DB-ALC1)

Compound	Amount (g/100mL)	Time (min)	Peak Area
>Ethanol	0.1583	1.211	102.826
n-Propanol	-----	2.017	182.828

Table 2: FID 2 B (column DB-ALC2)

Compound	Time (min)	Peak Area
Acetaldehyde	0.994	3.831
Ethanol	1.377	126.945
n-Propanol	2.471	219.343

Scottsdale Police Department Crime Lab Volatiles Analysis

Sample:	1306168	Vial:	57
Description:	[REDACTED]	LIMS ID:	[REDACTED]
Method:	ethanol quant.M	Sequence:	03Feb20
Instrument:	US14173023 CN14160045	Injection date:	2/3/2020 7:18:15 PM
Data file:	C:\Chem32\1\Data\03Feb20\57.D	Analyst:	Canonico

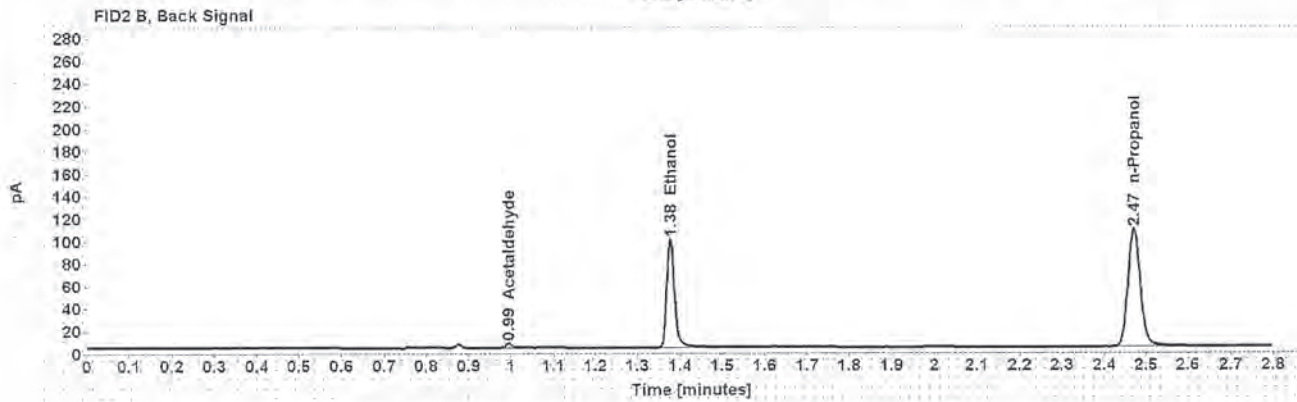
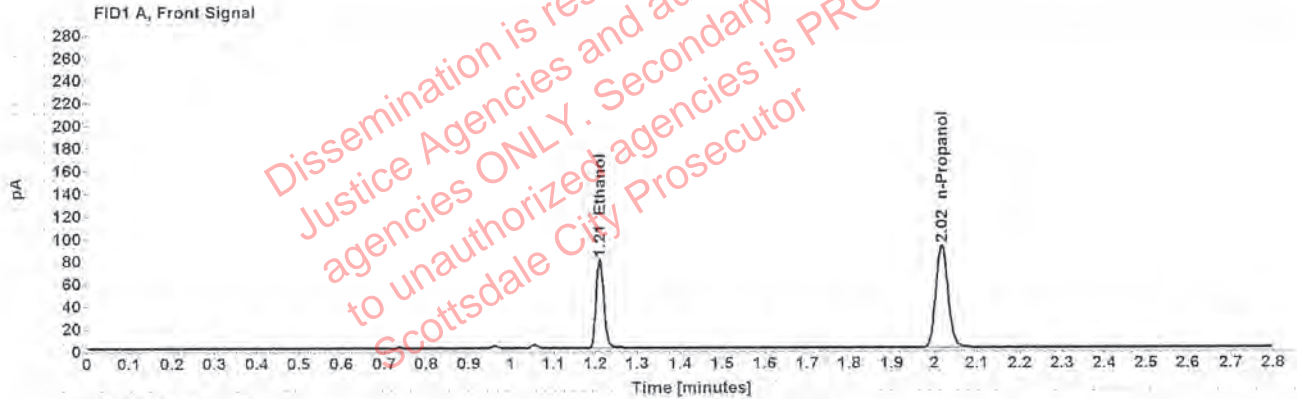


Table 1: FID 1 A (column DB-ALC1)

Compound	Amount (g/100mL)	Time (min)	Peak Area
>Ethanol	0.1580	1.211	102.008
n-Propanol	-----	2.017	181.753

Table 2: FID 2 B (column DB-ALC2)

Compound	Time (min)	Peak Area
Acetaldehyde	0.994	3.842
Ethanol	1.377	125.976
n-Propanol	2.470	219.156

Scottsdale Police Department Crime Lab Volatiles Analysis

Sample: 1299308	Vial: 58
Description: ██████████	LIMS ID: ██████████
Method: ethanol quant.M	Sequence: 03Feb20
Instrument: US14173023 CN14160045	Injection date: 2/3/2020 7:22:14 PM
Data file: C:\Chem32\1\Data\03Feb20\58.D	Analyst: Canonico

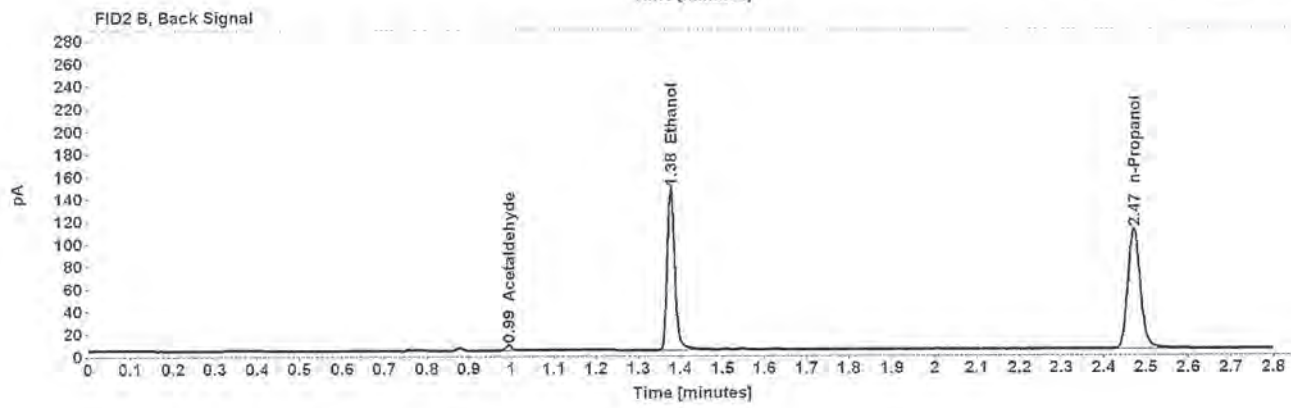
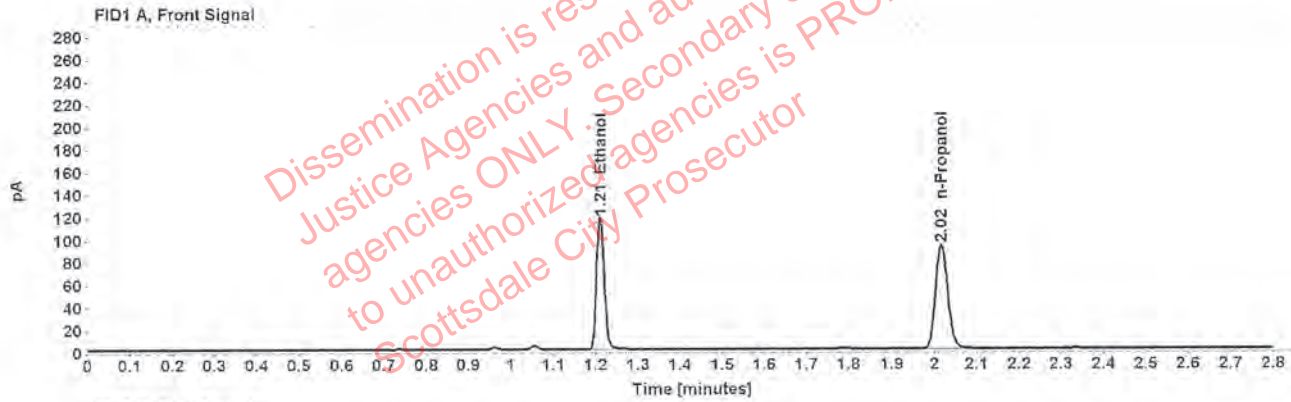


Table 1: FID 1 A (column DB-ALC1)

Compound	Amount (g/100mL)	Time (min)	Peak Area
>Ethanol	0.2307	1.211	150.255
n-Propanol	-----	2.017	184.506

Table 2: FID 2 B (column DB-ALC2)

Compound	Time (min)	Peak Area
Acetaldehyde	0.994	4.610
Ethanol	1.377	185.361
n-Propanol	2.470	222.816

Scottsdale Police Department Crime Lab Volatiles Analysis

Sample:	1299308	Vial:	59
Description:	[REDACTED]	LIMS ID:	[REDACTED]
Method:	ethanol quant.M	Sequence:	03Feb20
Instrument:	US14173023 CN14160045	Injection date:	2/3/2020 7:26:15 PM
Data file:	C:\Chem32\1\Data\03Feb20\59.D	Analyst:	Canonico

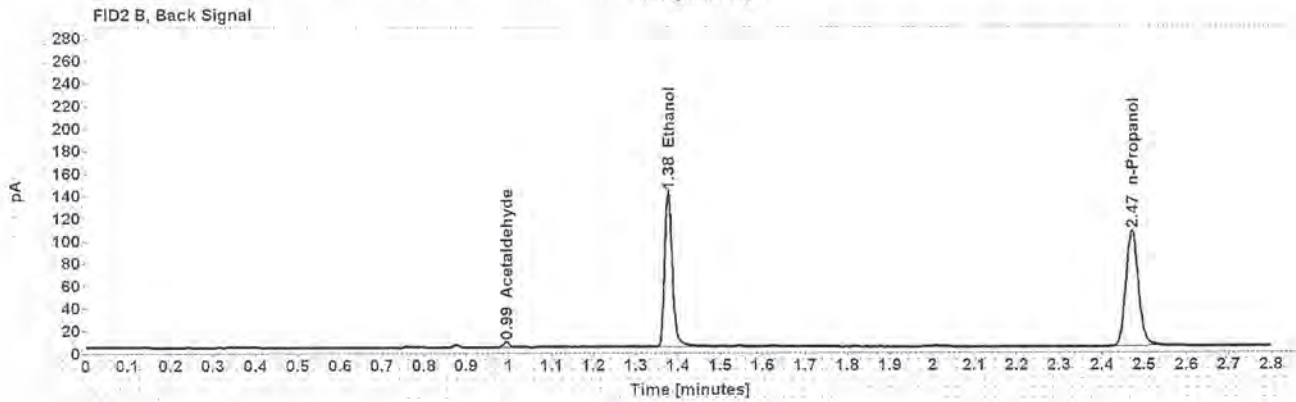
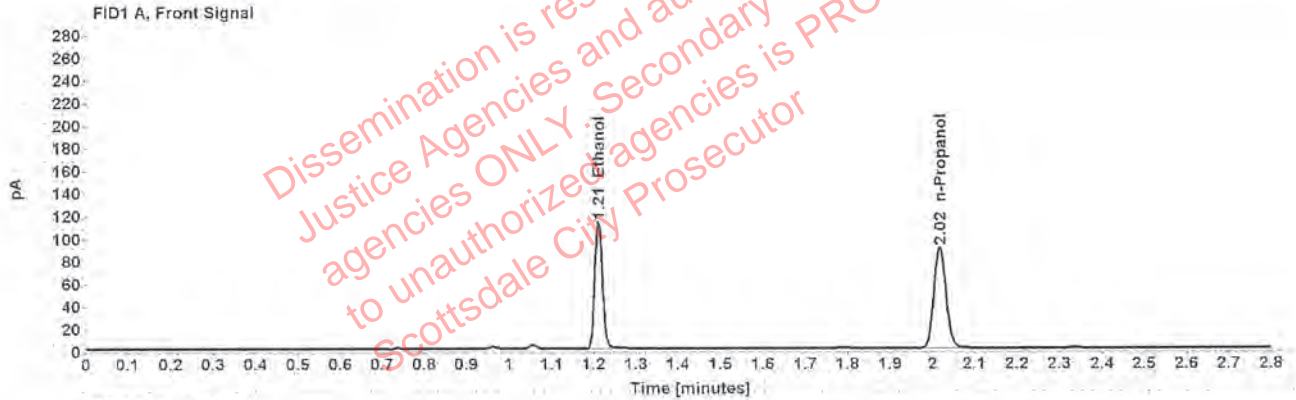


Table 1: FID 1 A (column DB-ALC1)

Compound	Amount (g/100mL)	Time (min)	Peak Area
>Ethanol	0.2291	1.211	144.462
n-Propanol	-----	2.017	178.680

Table 2: FID 2 B (column DB-ALC2)

Compound	Time (min)	Peak Area
Acetaldehyde	0.994	4.513
Ethanol	1.377	178.496
n-Propanol	2.471	213.705

Scottsdale Police Department Crime Lab Volatiles Analysis

Sample:	1307002	Vial:	60
Description:	[REDACTED]	LIMS ID:	[REDACTED]
Method:	ethanol quant.M	Sequence:	03Feb20
Instrument:	US14173023 CN14160045	Injection date:	2/3/2020 7:30:16 PM
Data file:	C:\Chem32\1\Data\03Feb20\60.D	Analyst:	Canonico

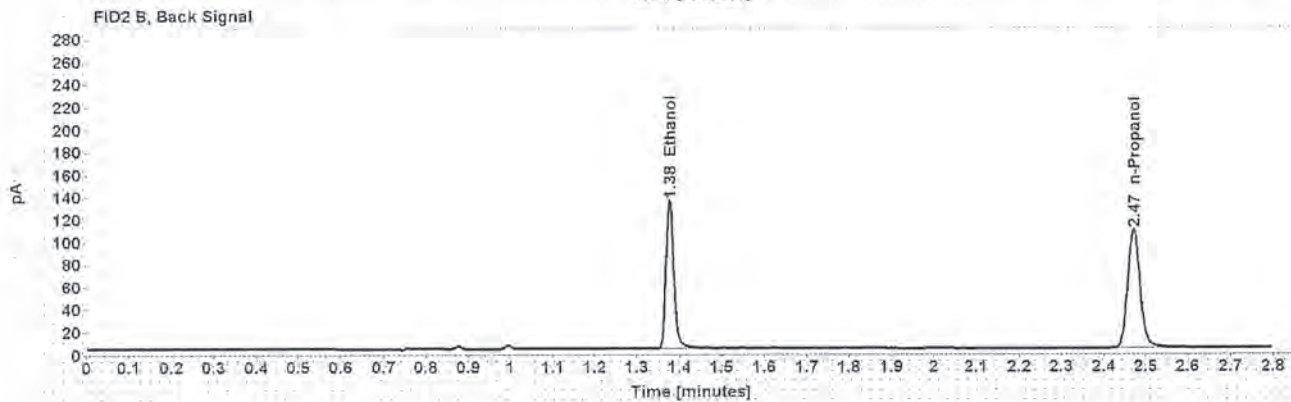
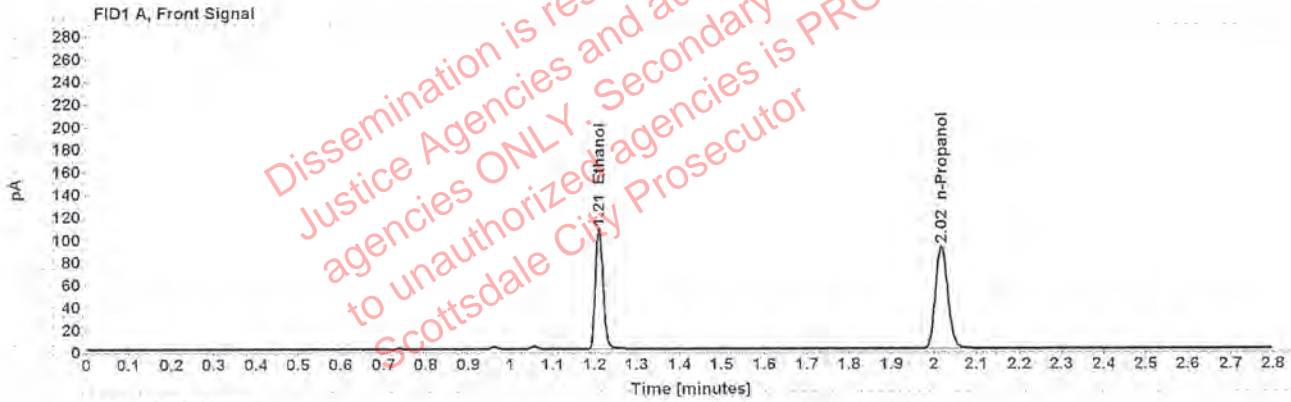


Table 1: FID 1 A (column DB-ALC1)

Compound	Amount (g/100mL)	Time (min)	Peak Area
>Ethanol	0.2140	1.211	137.600
n-Propanol	-----	2.017	181.975

Table 2: FID 2 B (column DB-ALC2)

Compound	Time (min)	Peak Area
Ethanol	1.377	170.247
n-Propanol	2.471	219.235

Case: ██████████ ser: ecanonico 2/4/2020

Scottsdale Police Department Crime Lab Volatiles Analysis

Sample:	1307002	Vial:	61
Description:	██████████	LIMS ID:	██████████
Method:	ethanol quant.M	Sequence:	03Feb20
Instrument:	US14173023 CN14160045	Injection date:	2/3/2020 7:34:30 PM
Data file:	C:\Chem32\1\Data\03Feb20\61.D	Analyst:	Canonico

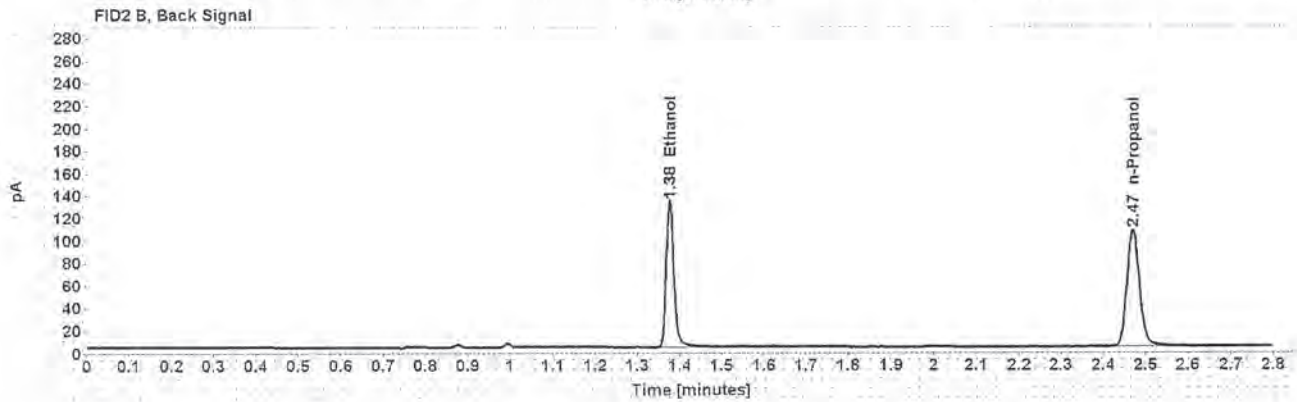
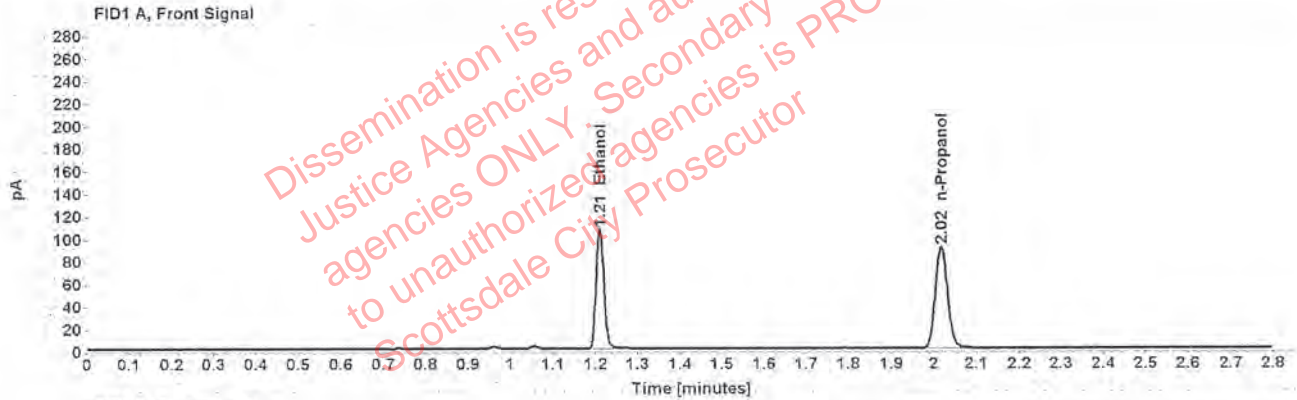


Table 1: FID 1 A (column DB-ALC1)

Compound	Amount (g/100mL)	Time (min)	Peak Area
>Ethanol	0.2141	1.210	136.371
n-Propanol	-----	2.017	180.322

Table 2: FID 2 B (column DB-ALC2)

Compound	Time (min)	Peak Area
Ethanol	1.376	168.511
n-Propanol	2.470	216.901