



Making Cents of Numbers

Scottsdale values transparency and communication with our community. Creating and adopting a budget with public feedback, as well as informing residents about the uses of their money each year, ensures that Scottsdale is providing Simply Better Service for a World-Class community.



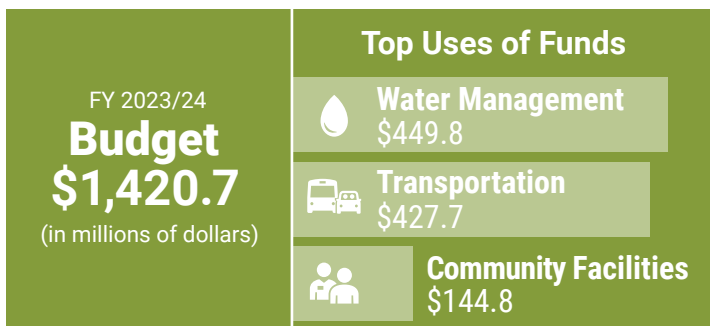
Scottsdale's Two Budgets

Scottsdale has two budgets, one is for capital projects that become long-time assets and the other is for city operations, which fund services for the public.



Capital Budget

Funds long-term investments in the city such as building, acquisition and improvement of infrastructure and facilities.

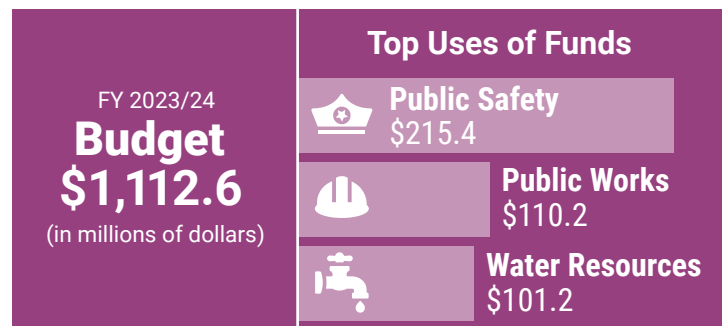


All other uses of funds: \$398.4



Operating Budget

Funds the day-to-day city operations and services.




All other uses of funds: \$685.8

Where Do My Property Taxes Go?

Total: **\$64.5 million**

For every dollar collected



Some property tax numbers may vary based on location in Scottsdale

Scottsdale has one of the lowest property and sales tax rates in the Valley.

Property tax on a \$300,000 house



MESA



SCOTTSDALE



AVERAGE*



GLENDALE

Sales tax on a \$30,000 car



CHANDLER & GILBERT



SCOTTSDALE



AVERAGE*



GLENDALE

*Average of the eight largest cities in the Valley

Where Do My Sales Taxes Go?

Total: **8.05%**

