

SCOTTSDALE CITY COUNCIL
WORK STUDY SESSION MINUTES
TUESDAY, OCTOBER 20, 2020



CITY HALL KIVA
3939 N. DRINKWATER BOULEVARD
SCOTTSDALE, AZ 85251

CALL TO ORDER

Mayor W.J. "Jim" Lane called to order a Work Study Session of the Scottsdale City Council at 6:53 P.M. on Tuesday, October 20, 2020, in the City Hall Kiva.

ROLL CALL

Present: Mayor W.J. "Jim" Lane
Vice Mayor Solange Whitehead
Councilmembers Suzanne Klapp, Virginia L. Korte (participated telephonically),
Kathy Littlefield, Linda Milhaven, and Guy Phillips

Also Present: City Manager Jim Thompson, City Attorney Sherry Scott,
Acting City Treasurer Judy Doyle, City Auditor Sharron Walker, and
City Clerk Carolyn Jagger

1. Monthly Financial Update and Quarterly CIP Update

Request: Receive, discuss, and provide possible direction on the City Treasurer's monthly financial presentation as of September 2020.

Presenter(s): Judy Doyle, Acting City Treasurer; Dave Meinhart, Transportation Planning Manager; Dave Lipinski, City Engineer

Staff Contact(s): Sylvia Dlott, Acting Budget Director, 480-312-2419, sdlott@scottsdaleaz.gov

Acting City Treasurer Judy Doyle gave a PowerPoint presentation (attached) on the City's financial status as of September 2020.

Transportation Planning Manager Dave Meinhart gave a PowerPoint update (attached) on the City's Arterial Life Cycle Program.

City Engineer Dave Lipinski gave a PowerPoint presentation (attached) on the first quarter FY 2020/21 Capital Improvement Program.

NOTE: MINUTES OF CITY COUNCIL MEETINGS AND WORK STUDY SESSIONS ARE PREPARED IN ACCORDANCE WITH THE PROVISIONS OF ARIZONA REVISED STATUTES. THESE MINUTES ARE INTENDED TO BE AN ACCURATE REFLECTION OF ACTION TAKEN AND DIRECTION GIVEN BY THE CITY COUNCIL AND ARE NOT VERBATIM TRANSCRIPTS. DIGITAL RECORDINGS AND CLOSED CAPTION TRANSCRIPTS OF SCOTTSDALE CITY COUNCIL MEETINGS ARE AVAILABLE ONLINE AND ARE ON FILE IN THE CITY CLERK'S OFFICE.

2. Monthly Financial Study Session

Request: Presentation, discussion, and possible Council direction regarding the monitoring of FY 2020/21 revenues and expenditures.

Presenter(s): Jim Thompson, City Manager

Staff Contact(s): Sylvia Dlott, Acting Budget Director, 480-312-2419, sdlott@scottsdaleaz.gov

City Manager Jim Thompson gave a PowerPoint presentation (attached) on Fiscal Year 2020/21 revenues and expenditures.

ADJOURNMENT

The Work Study Session adjourned at 7:33 P.M.

SUBMITTED BY:



Carolyn Jagger, City Clerk


Officially approved by the City Council on November 10, 2020

CERTIFICATE

I hereby certify that the foregoing Minutes are a true and correct copy of the Minutes of the Work Study Session of the City Council of Scottsdale, Arizona, held on the 20th day of October 2020.

I further certify that the meeting was duly called and held, and that a quorum was present.

DATED the 10th day of November 2020.



Carolyn Jagger, City Clerk

(Faint circular official seal of the City of Scottsdale is visible in the background behind the signature.)

FY 2020/21 Budget Monitoring

City Council Meeting – October 20, 2020

1

**General Fund Results: Summary
September 2020: Fiscal Year to Date**

(in millions: rounding differences may occur)

	FY 19/20 Actual	FY 20/21 Actual	FY 20/21 Budget	Actual vs. Budget	
				Fav/(Unf)	%
Sources	\$77.3	\$71.0	\$61.2	\$9.8	16%
Uses	\$71.3	\$53.6	\$55.1	\$1.4	3%
Fund Balance Change	\$6.0	\$17.4	\$6.1	\$11.2	

2

Continued positive

- This year's revenues are coming in better than budgeted by \$9.8 million (+\$1.5 million from August)
- Expenditures are coming in lower than budgeted by \$1.4 million (-\$0.3 million from August)
- Continuing managing positions, currently 5.7% vacant (144 positions)

3

Tourism Development Fund Results: Summary September 2020: Fiscal Year to Date

(in millions: rounding differences may occur)

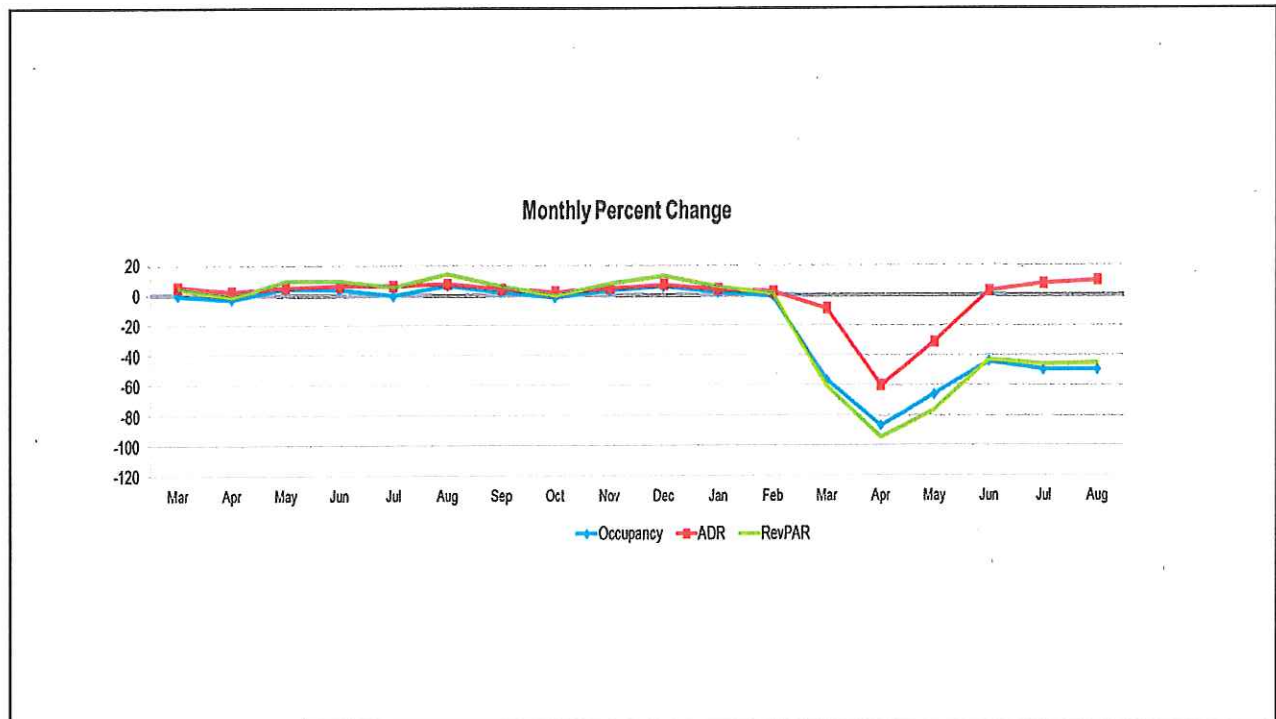
	FY 19/20 Actual	FY 20/21 Actual	FY 20/21 Budget	Actual vs. Budget	
				Fav/(Unf)	%
Sources	\$3.7	\$2.3	\$1.5	\$0.9	67%
Uses	\$7.0	\$4.7	\$4.9	\$0.1	2%
Fund Balance Change	(\$3.3)	(\$2.4)	(\$3.4)	\$0.7	

4

Cautious optimism

- This year's revenues are coming in better than budgeted by \$0.9 million (+\$0.2 million from August)
- Expenditures are coming in lower than budgeted by \$0.1 million (-\$0.6 million from August)
- Increase of approximately 9% of average daily revenue (ADR) rates from prior month

5



6

Monthly Financial Update – September 30, 2020

City Council Meeting – October 20, 2020

1

General Fund Operating Sources September 2020: Fiscal Year to Date

(in millions: rounding differences may occur)

	FY 2018/19	FY 2019/20	FY 2020/21	FY 2020/21	Actual vs. Budget	
	<u>Actuals</u>	<u>Actuals</u>	<u>Actuals</u>	<u>Revised Budget</u>	<u>Favorable / (Unfavorable) Amount</u>	<u>Percent</u>
Taxes - Local	\$31.6	\$39.3	\$32.6	\$27.2	\$5.3	20%
Property Tax	0.8	0.6	0.8	0.7	0.1	10%
State Shared Revenues	16.2	17.1	19.6	17.3	2.4	14%
Charges for Service/Other	2.3	2.9	3.4	2.0	1.4	69%
License Permits & Fees	2.1	2.0	1.4	1.0	0.5	49%
Fines Fees & Forfeitures	1.9	1.9	1.6	1.6	-	-
Interest Earnings	0.6	1.0	0.9	0.9	-	-
Building Permit Fees & Charges	4.3	5.3	4.1	4.1	-	-
Indirect/Direct Cost Allocations	1.9	2.1	2.1	2.1	-	-
Transfers In	4.9	5.1	4.4	4.3	0.2	4%
Total Sources	\$66.6	\$77.3	\$71.0	\$61.2	\$9.8	16%

2

2

General Fund Operating Sources: 1% Sales Tax September 2020: Fiscal Year to Date

(in millions: rounding differences may occur)

	FY 2018/19 Actuals	FY 2019/20 Actuals	FY 2020/21 Actuals	FY 2020/21 Revised Budget	Actual vs. Budget Favorable / (Unfavorable) Amount	Percent
Automotive	\$4.2	\$4.8	\$4.5	\$3.5	\$1.0	29%
Construction	2.5	2.9	2.9	1.7	1.2	72%
Dining/Entertmnt	2.3	3.0	1.9	1.2	0.7	63%
Food Stores	1.7	2.3	2.1	1.9	0.2	8%
Hotel/Motel	1.0	1.1	0.6	0.3	0.3	nm
Major Dept Stores	2.1	2.8	2.0	2.0	-	-
Misc Retail Stores	4.6	6.2	5.8	4.6	1.2	25%
Other Activity	2.8	3.4	3.0	2.1	0.9	41%
Rental	4.0	4.3	3.9	4.1	(0.2)	(5%)
Utilities	1.1	1.5	1.3	1.5	(0.2)	(16%)
Sales Tax Total	\$26.2	\$32.3	\$28.0	\$22.9	\$5.0	22%

3

3

General Fund Operating Uses by Category September 2020: Fiscal Year to Date

(in millions: rounding differences may occur)

	FY 2018/19 Actuals	FY 2019/20 Actuals	FY 2020/21 Actuals	FY 2020/21 Revised Budget	Actual vs. Budget Favorable / (Unfavorable) Amount	Percent
Personnel Services*	\$45.7	\$49.6	\$34.0	\$34.3	\$0.3	1%
Contractual Services	17.8	19.3	17.8	19.1	1.3	7%
Commodities	1.5	1.4	1.5	1.4	(0.1)	(9%)
Capital Outlays	0.1	0.1	0.4	0.3	-	-
Contracts Payable & COPs	-	-	-	-	-	-
Direct/Indirect	-	-	-	-	-	-
Transfers Out	0.5	0.8	-	-	-	-
Total Uses	\$65.6	\$71.3	\$53.6	\$55.1	\$1.4	3%

*Pay Periods thru September:

6

6

6

4

4

General Fund Operating Uses: Personnel Services September 2020: Fiscal Year to Date

(in millions: rounding differences may occur)

	FY 2018/19 Actuals	FY 2019/20 Actuals	FY 2020/21 Actuals	FY 2020/21 Revised Budget	Actual vs. Budget Favorable / (Unfavorable) Amount	Percent
Salaries*	\$30.6	\$32.3	\$19.7	\$20.0	\$0.3	1%
Overtime	\$1.6	\$2.0	\$2.1	\$1.9	(\$0.3)	(13%)
Health/Dental	\$4.6	\$4.9	\$2.7	\$2.6	\$ -	-
Fringe Benefits	\$2.1	\$2.3	\$2.1	\$2.1	\$ -	-
Retirement	\$6.6	\$8.0	\$7.3	\$7.6	\$0.2	3%
Contract Workers	\$0.1	\$0.1	\$ -	\$ -	\$ -	-
Personnel Services Total	\$45.7	\$49.6	\$34.0	\$34.3	\$0.3	1%
*Pay Periods thru September:	6	6	6			

5

5

General Fund Operating Division Expenditures September 2020: Fiscal Year to Date

(in millions: rounding differences may occur)

	FY 2018/19 Actuals	FY 2019/20 Actuals	FY 2020/21 Actuals	FY 2020/21 Revised Budget	Actual vs. Budget Favorable / (Unfavorable) Amount	Percent
Mayor & Council and Charter Officers	\$6.8	\$7.3	\$7.1	\$7.3	\$0.1	2%
Administrative Services	4.4	5.3	4.4	5.0	0.6	13%
Community and Economic Development	5.7	5.9	5.6	5.7	0.1	2%
Community Services	9.9	10.0	8.9	9.1	0.2	2%
Public Safety - Fire	9.8	11.3	6.0	5.7	(0.3)	(6%)
Public Safety - Police	24.2	26.2	16.9	17.7	0.7	4%
Public Works	4.2	4.5	4.6	4.6	-	-
Total	\$65.0	\$70.5	\$53.6	\$55.1	\$1.5	3%

6

6

General Fund Results: Summary September 2020: Fiscal Year to Date

(in millions: rounding differences may occur)

	FY 18/19 Actual	FY 19/20 Actual	FY 20/21 Actual	FY 20/21 Budget	Actual Vs. Budget	
					Fav/(Unf)	%
Sources	\$66.6	\$77.3	\$71.0	\$61.2	\$9.8	16%
Uses	\$65.6	\$71.3	\$53.6	\$55.1	\$1.4	3%
Change in Fund Balance	\$1.0	\$6.0	\$17.4	\$6.1	\$11.2	

7

7

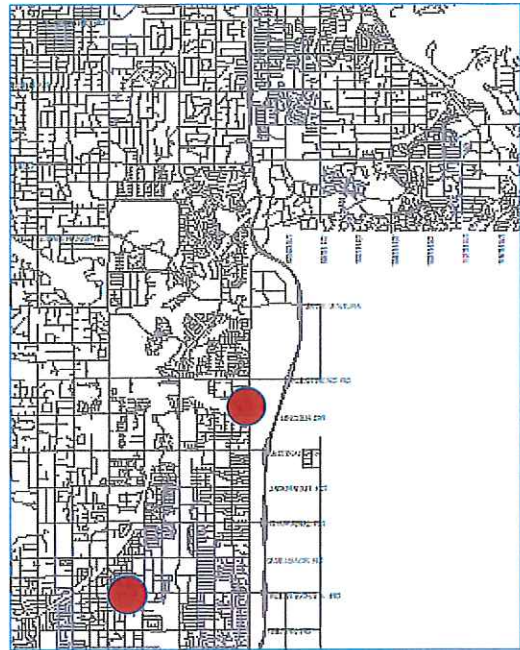
Arterial Life Cycle Program Update

City Council
October 20, 2020

8

ALCP Recently Completed Projects

- Pima Road Bridge
 - at Arizona Canal
- Drinkwater Boulevard Bridge
 - at Civic Center

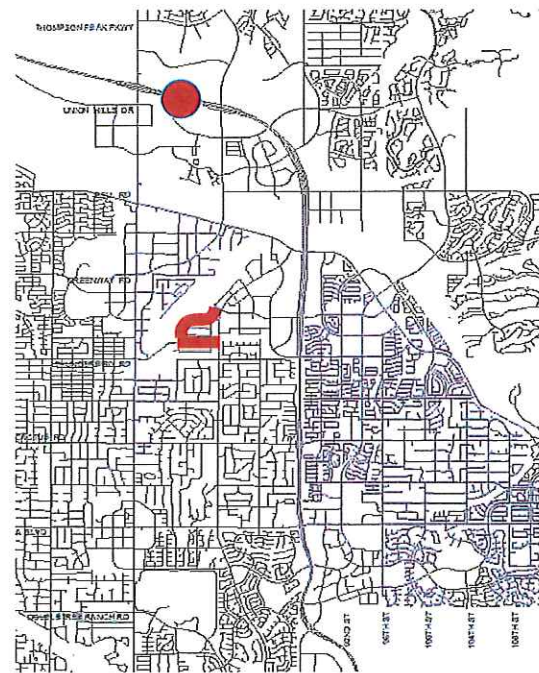


9

9

ALCP Projects under Construction

- Miller Road Underpass
 - at Loop 101 (ADOT)
- Raintree Drive (Phase 1)
 - 76th Place to 78th Way
- Redfield Road
 - 76th Place to Hayden Road



10

10

ALCP Projects in Design with 0.2% Transportation Funds

- Pima Road
 - Pinnacle Peak to Happy Valley
 - Chaparral to Via Linda (SRPMIC grant)
- Happy Valley Road
 - Pima to Alma School
- Raintree Drive
 - Hayden to Loop 101

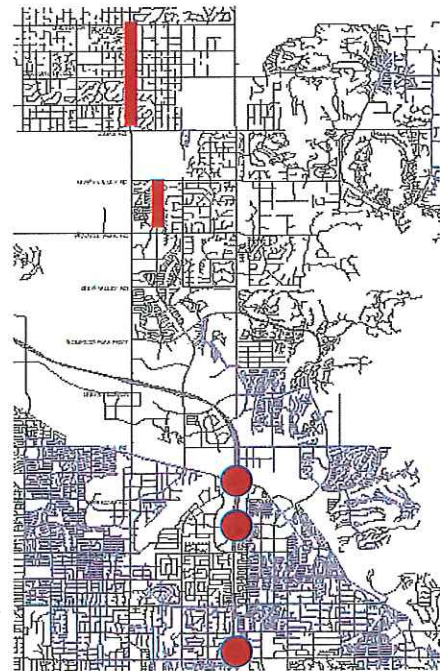


11

11

ALCP Projects in Design with 0.1% Transportation Funds

- Scottsdale Road
 - Jomax to Dixileta
- Hayden/Miller Road
 - Pinnacle Peak to Happy Valley
- Freeway Interchanges (ADOT)
 - Shea/Raintree/Frank Lloyd Wright

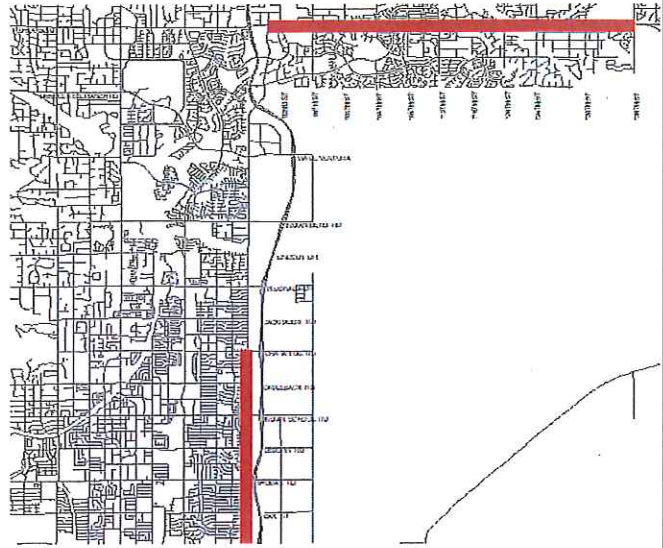


12

12

ALCP Projects in Design with 0.1% Funds (cont'd)

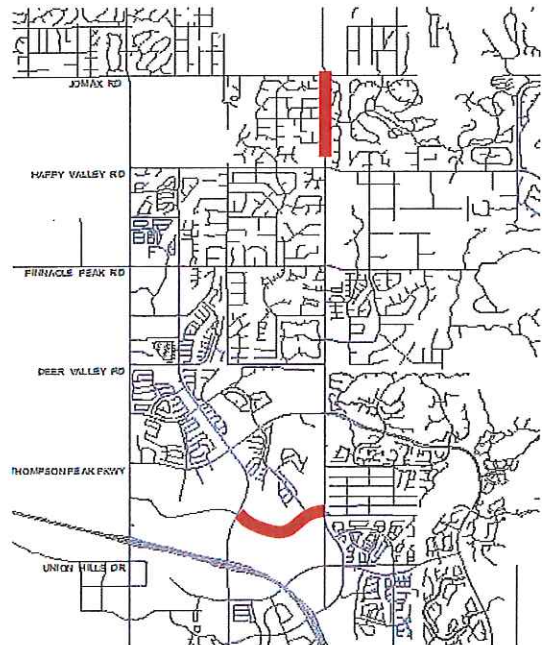
- Pima Road
 - McDowell to Chaparral
 - SRPMIC grant
- Shea Boulevard
 - 90th to 136th Street
 - Intersections and ITS



13

ALCP Projects starting Design in FY 21 with 0.1% Funds

- Pima Road
 - Happy Valley to Jomax
- Hualapai Drive
 - Hayden to Pima



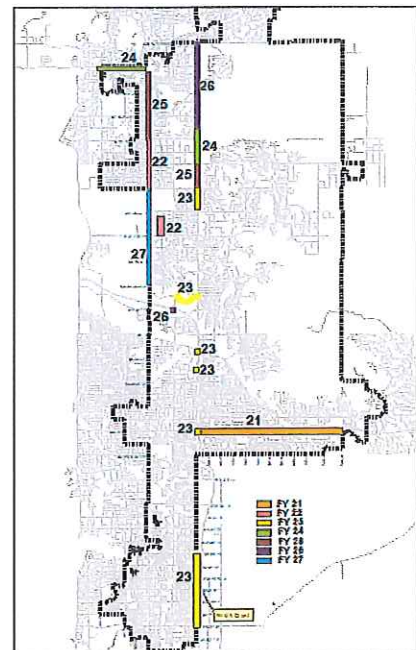
14

14

Future Construction Timing for 0.1% funds

- Pima Road
 - Happy Valley to Stagecoach
 - Chaparral to McDowell (with SRPMIC grant)
- Scottsdale Road
 - Thompson Peak to Carefree Hwy
- Carefree Hwy
 - 56th to Scottsdale
- Shea Boulevard (Phase II)
 - Loop 101 to 136th
- Hualapai Drive
- Hayden/Miller Road
- Various interchanges/intersections

ALCP Projects by Construction Start Fiscal Year - 0, 15, Sales Tax Funds (10/20)



15

15

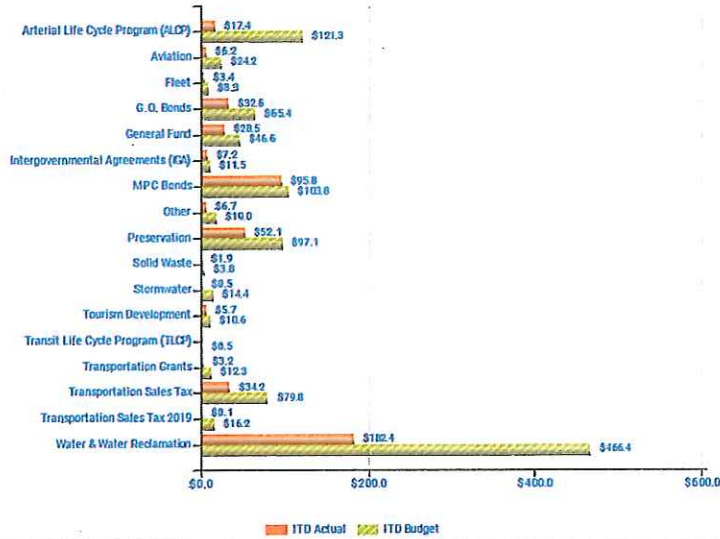
FY 2020/21 CIP Quarterly Update Quarter 1

City Council Meeting – October 20, 2020

16

CIP Expenditures by Program Quarter 1

(in millions: rounding differences may occur)



17

17

CIP Expenditures by Program Quarter 1

(in millions: rounding differences may occur)

Program	FY 2020/21	FY 2020/21	FY 2020/21	Remaining Budget Balance
	Quarter 1 Actuals	ITD Budget	ITD Actual	
Community Facilities	\$4.2	\$86.8	\$56.0	\$30.8
Drainage / Flood Control	0.2	42.2	21.3	21.0
Preservation	0.5	97.1	52.2	44.9
Public Safety	2.2	32.6	16.3	16.3
Service Facilities	1.0	38.1	17.3	20.8
Transportation	3.3	307.3	101.4	205.9
Water Management	10.4	496.9	213.4	283.5
Total	\$21.9	\$1,101.1	\$477.9	\$623.2

18

18

CIP Expenditures by Funding Source Quarter 1

(in millions: rounding differences may occur)

Funding Source	FY 2020/21 Quarter 1 Actuals	FY 2020/21 ITD Budget	FY 2020/21 ITD Actual	Remaining Budget Balance	
Arterial Life Cycle Program (ALCP)	-	\$121.3	\$17.4	\$103.9	
Aviation	1.1	24.2	6.2	17.9	
Fleet	0.3	8.3	3.4	4.9	
G.O. Bonds	3.4	65.4	32.6	32.8	
General Fund	1.0	46.6	28.5	18.1	
Intergovernmental Agreements (IGA)	-	11.5	7.2	4.3	
MPC Bonds	0.1	103.8	95.8	8.0	
Other	2.4	19.0	6.7	12.3	
Preservation	0.5	97.1	52.1	44.9	
Solid Waste	0.2	3.8	1.9	1.9	
Stormwater	0.1	14.4	0.5	14.0	
Tourism Development	-	10.6	5.7	4.9	
Transit Life Cycle Program (TLCP)	-	0.5	-	0.5	
Transportation Grants	-	12.3	3.2	9.1	
Transportation Sales Tax	2.1	79.8	34.2	45.6	
Transportation Sales Tax 2019	0.1	16.2	0.1	16.1	
Water & Water Reclamation	10.5	466.4	182.4	284.0	
Total	\$21.9	\$1,101.1	\$477.9	\$623.2	19

19

CIP Significant Projects Quarter 3

- Bond 2015 Projects
- Bond 2019 Projects
- Raintree Drive Scottsdale to Hayden
- Thomas Groundwater Facility

20

20

Bond 2015 Updates

Question 5 – Public Safety Fire Station 603

(in millions: rounding differences may occur)

	Funding Source	5 - Year Budget	FY 2020/21 Quarter 1 Actuals	FY 2020/21 ITD Budget	FY 2020/21 ITD Actual	Remaining Budget Balance	Completion Date
Public Safety:							
Fire Station 603	G.O. Bonds	\$7.9	\$0.7	\$7.9	\$7.1	\$0.8	Fall 2020
	General Fund	0.5	0.0	0.5	0.1	0.4	
	In Lieu Fees	0.0	0.0	0.0	0.0	0.0	
	Total	\$8.4	\$0.7	\$8.4	\$7.2	\$1.2	

Comment: Fire Department on track to move in by end of October.

21

21

Bond 2015 Updates

Question 5 – Public Safety Fire Station 616

(in millions: rounding differences may occur)

	Funding Source	5 - Year Budget	FY 2020/21 Quarter 1 Actuals	FY 2020/21 ITD Budget	FY 2020/21 ITD Actual	Remaining Budget Balance	Completion Date
Public Safety:							
Fire Station 616 Design & Construction	G.O. Bonds	\$3.7	\$0.6	\$3.7	\$3.1	\$0.6	Winter 2021
	General Fund	1.8	0.0	1.8	0.0	1.8	
	Total	\$5.5	\$0.6	\$5.5	\$3.1	\$2.4	

Comment: Delays in shipping and equipment. Anticipate construction completion in early 2021.

22

22

Bond 2019 Updates

Question 1 – Parks, Recreation and Senior Services

(in millions: rounding differences may occur)

	Funding Source	5 - Year Budget	FY 2020/21 Quarter 1 Actuals	FY 2020/21 ITD Budget	FY 2020/21 ITD Actual	Remaining Budget Balance	Completion Date
Community Facilities:							
10-Replace Tennis Court Surface at Indian School Park and Scottsdale Tennis Center	G.O. Bonds	\$3.5	\$0.7	\$3.5	\$1.4	\$2.1	Winter 2021
	Grants	0.1	0.1	0.1	0.1	0.0	
	General Fund	0.0	0.0	0.0	0.0	0.0	
	Total	\$3.6	\$0.0	\$3.6	\$1.5	\$2.1	

Comment: Scottsdale Ranch Park Tennis Center was completed on 9/10/20. Indian School Park anticipated to be complete in late December.

23

23

Bond 2019 Updates

Question 1 – Parks, Recreation and Senior Services

(in millions: rounding differences may occur)

	Funding Source	5 - Year Budget	FY 2020/21 Quarter 1 Actuals	FY 2020/21 ITD Budget	FY 2020/21 ITD Actual	Remaining Budget Balance	Completion Date
Community Facilities:							
24-Install High Efficiency Sports Lighting at 4 Facilities	G.O. Bonds	\$1.2	\$0.0	\$1.2	\$0.0	\$1.2	June 2021
	General Fund	0.0	0.0	0.0	0.0	0.0	
	Total	\$1.2	\$0.0	\$1.2	\$0.0	\$1.2	

Comment: Contract for construction approved by City Council on 10/6/2020. Construction is as follows:

Pima School – October 26-30, 2020

Laguna School – November 7-11, 2020

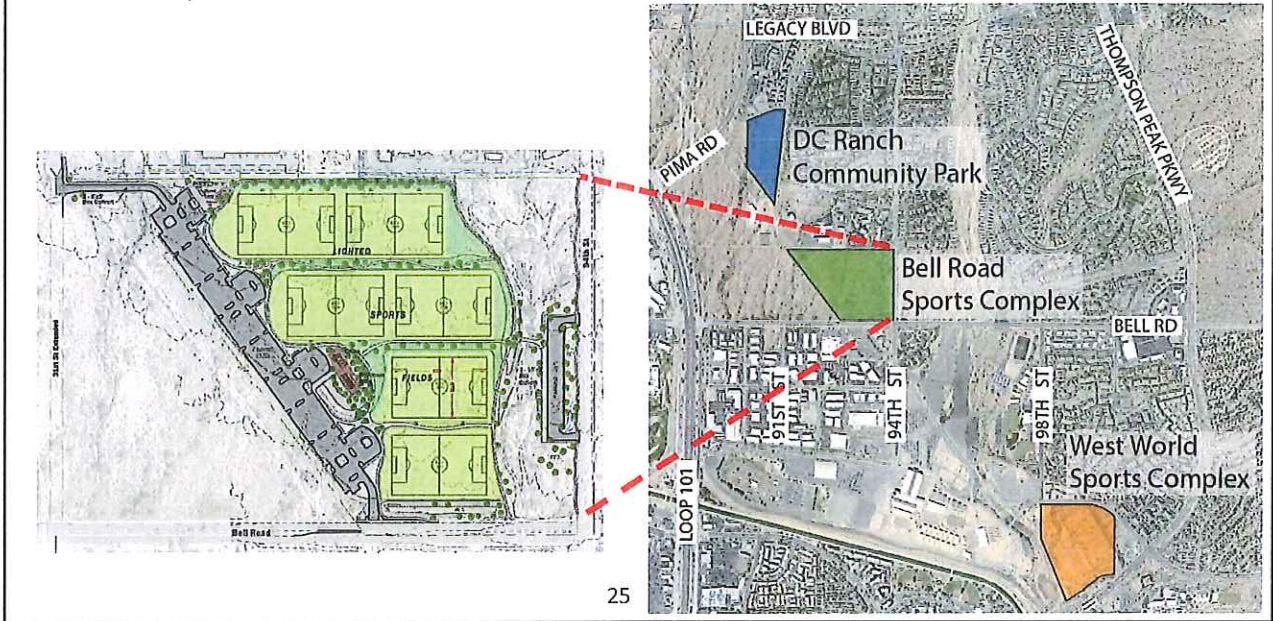
Horizon Park late November.

Scottsdale Sports complex will be completed after design and public outreach are complete.

24

24

53-Build Multi-Use Sport Fields in the Area of Bell Road



25

Bond 2019 Updates Question 1 – Parks, Recreation and Senior Services

(in millions: rounding differences may occur)

	Funding Source	5 - Year Budget	FY 2020/21 Quarter 1 Actuals	FY 2020/21 ITD Budget	FY 2020/21 ITD Actual	Remaining Budget Balance	Completion Date
Community Facilities:							
53-Build Multi-Use Sport Fields in the Area of Bell Road	G.O. Bonds	\$40.0	\$0.1	\$2.0	\$0.3	\$1.7	June 2023
	General Fund	0.0	0.0	0.0	0.0	0.0	
	Total	\$40.0	\$0.1	\$2.0	\$0.3	\$1.7	

Comment: Design for the first phase of fields and the offsite irrigation system are ongoing. CMAR pre-construction phase services contracts for both field work and the offsite irrigation water delivery system were presented to City Council tonight.

26

26

Bond 2019 – Question 1 - FY 20/21 Projects

Question 1

No.	Title	Status
2	Add Splash Pad and Improve Walkways at McCormick-Stillman Railroad Park	On hold due to Covid-19
23	Repair Lakes and Irrigation at Vista del Camino Park in the Indian Bend Wash	In selection process for design firm
55	Build a 17-Acre Park at Ashler Hills Drive & 74 th Way (Whisper Rock)	Design contract to Council on 11/10/2020

27

27

Bond 2019 Updates Question 2 – Community Spaces & Infrastructure

(in millions: rounding differences may occur)

	Funding Source	5 - Year Budget	FY 2020/21 Quarter 1 Actuals	FY 2020/21 ITD Budget	FY 2020/21 ITD Actual	Remaining Budget Balance	Completion Date
Community Facilities:							
50-Renovate Arena at WestWorld to Provide Flexible Event Space	G.O. Bonds	\$1.0	\$0.3	\$1.0	\$0.3	\$0.7	Winter 2020
	General Fund	0.0	0.0	0.0	0.0	0.0	
	Total	\$1.0	\$0.3	\$1.0	\$0.3	\$0.7	

Comment: Project is complete except for an asphalt slurry seal that will be completed in November.

28

28

Bond 2019 – Question 2 - FY 20/21 Projects

Question 2

No.	Title	Status
1	Replace Aging Infrastructure and Improve Public Event Spaces on Civic Center Plaza	Design kick-off was on 9/21/2020
45	Renovate Horse Barns to Increase Rentable Space	In selection process for Design-Build Manager
46	Replace the Public Address System at WestWorld	Kick-off Meeting in October
47	Replace WestWorld Arena Lights	Kick-off Meeting in October
52	Expand Restrooms in WestWorld North Hall	Design ongoing. Construction anticipated summer 2021.
57	Install Solar Systems at the North corporation Campus	Coordinating with new CIP at NCY.
63	Build Parking Structures in Old Town Scottsdale	Project not started.

29

29

Bond 2019 Updates Question 3 – Public Safety & Technology

(in millions: rounding differences may occur)

	Funding Source	5 - Year Budget	FY 2020/21 Quarter 1 Actuals	FY 2020/21 ITD Budget	FY 2020/21 ITD Actual	Remaining Budget Balance	Completion Date
Public Safety:							
4-Replace Outdated Emergency Response Equipment for Fire Department	G.O. Bonds	\$2.1	\$0.0	\$2.1	\$1.4	\$0.6	December 2021
	General Fund	0.6	0.0	0.6	0.6	0.0	
	Total	\$2.7	\$0.0	\$2.7	\$2.0	\$0.6	

Comment: Project is nearly complete.

Monitor/Defibrillators – delivered and in service
 Thermal Imaging Cameras – delivered and in service
 Ballistic Equipment – Ordered – Delayed due to COVID-19
 SCBA Equipment and Extraction Equipment – delivered and in service

30

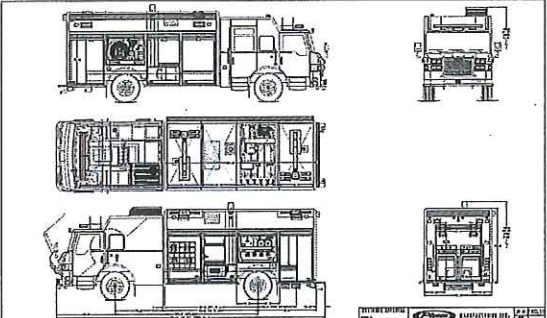
30

Bond 2019 Updates

Question 3 – Public Safety & Technology

(in millions: rounding differences may occur)

Funding Source	5 - Year Budget	FY 2020/21			Remaining Budget Balance	Completion Date
		Quarter 1 Actuals	FY 2020/21 ITD Budget	FY 2020/21 ITD Actual		
Public Safety: 44-Replacement of Fire Utility Truck to be used on fire ground activity and response to Hazardous Materials and Technical Rescue Incidents Truck is ordered anticipate delivery in summer 2021.	\$0.8	\$0.8	\$0.8	\$0.8	\$0.0	June 2021



31

Bond 2019 – Question 3 - FY 20/21 Projects

Question 3

No.	Title	Status
5	Modernize Computer Equipment Rooms to Protect City Servers	Project not started.
6	Replace Emergency Power Source for Public Safety Radio Network	Year 1 of 3 complete. Batteries replaced at D3, D4 and WS89.
7	Replace Outdated 911 Computer Aided Dispatch and Records Management to Improve Efficiency	Project not started.
8	Replace Website Management Software	Anticipate project start in December
9	Install Fiber Optic Infrastructure to Reduce Operating Costs	Project started
11	Replace Document Management System to Improve Public Access to Information	Anticipate project start in November
12	Update Scottsdale's 15 Year-old Digital Terrain Model	Waiting to see if we are able to utilize current county wide modeling.
14	Replace Obsolete Planning and Permitting Software	Working on RFP process for vendor selection.
16	Replace the City's Obsolete Training Software	Vendor selected, working toward implementation.

32

32

Bond 2019 – Initiated FY 20/21 Projects

Question 3

No.	Title	Status
26	Replace Deteriorating Vehicle Track at the Police and Fire Training Facility	Design is underway. In the selection process for a Construction Manager at Risk.
27	Modernize and Expand the Police and Fire Training Facility	
38	Build a New Fire Department Training Facility	
29	Replace Workstations at 911 Communications Dispatch Center to Accommodate New Technology	Kick-off meeting held on 9/29/20
35	Install Bullet Proof Glass in Reception Areas of Police Department Facilities	Kick-off meeting held on 10/5/20
36	Provide Free Wi-Fi at the Civic Center Plaza	This project will be delivered in conjunction with Project 1 – Civic Center Plaza
37	Implement an Inventory and Asset Control System for City Technology	Project not started.

33

33

Raintree Drive: Scottsdale Road to Hayden Road

(in millions: rounding differences may occur)

	Funding Source	5 - Year Budget	FY 2020/21 Quarter 1 Actuals	FY 2020/21 ITD Budget	FY 2020/21 ITD Actual	Remaining Budget Balance	Completion Date
Transportation:							
Raintree Drive: Scottsdale Road to Hayden Road	Arterial Life Cycle Program (ALCP)	\$19.5	\$0.0	\$19.5	\$7.8	\$11.7	December 2021
	Bond 2000	1.0	0.0	1.0	1.0	0.0	
	Transportation Sales Tax 0.1%	0.6	0.0	0.6	0.0	0.6	
	Transportation Sales Tax 0.2%	6.8	0.0	6.8	0.9	5.9	
	Total	\$27.8	\$0.0	\$27.3	\$9.7	\$18.1	

Comment: GMP for construction of Phase 1 was awarded by City council on August 25. Waiting on private utility relocations. Anticipate start of construction in November.

34

34

Thomas Groundwater Treatment Facility

(in millions: rounding differences may occur)

	Funding Source	5 - Year Budget	FY 2020/21 Quarter 1 Actuals	FY 2020/21 ITD Budget	FY 2020/21 ITD Actual	Remaining Budget Balance	Completion Date
Water Management:							
Thomas Groundwater Treatment Facility	Water Rates	\$18.5	\$3.4	\$18.5	\$9.2	\$9.3	June 2021
	MPC Bonds	12.9	0.0	12.9	12.9	0.0	
	Total	\$31.4	\$3.4	\$31.4	\$22.1	\$9.3	

Comment: Project moving forward toward completion in mid 2021.

35.

35

Completed Projects – Quarter 1 FY 2020/21

- Community Facilities
 - WestWorld Lot H Electrical Improvements
 - Downtown Splashpad
 - McDowell Road Berm Landscaping
 - Scottsdale Stadium Safety Repairs & Maintenance
 - Renovate Indian Bend Wash/Vista del Camino Park (Master Plan)
 - McCormick Stillman Railroad Park Improvements – Phase I
 - Downtown Entertainment District Street & Pedestrian Lighting (Design)

36

36

Completed Projects – Quarter 1 FY 2020/21

- Service Facilities
 - Irrigation Control System
- Transportation
 - Airport Terminal Area Redevelopment Project
 - Rehabilitate Runway 03/21
 - Pavement Replacement
 - Pavement Overlay Program
 - Transit Route 72 Improvements
- Water Management
 - Zone 14/16 Water System Improvements Phase 2

37

37

Completed & Closed Projects – Quarter 1 FY 2020/21

Appropriation that reverted back to Fund Balance

General Fund	\$694,648
Tourism Development Fund	34,053
In Lieu Parking	47,649
Transportation Sales Tax 0.2%	85,263
Transportation related Grants	1,029,875
Aviation & related Grants	1,093,932
Total	\$2,985,420

38

38