

SCOTTSDALE POLICE DEPARTMENT CRIME LABORATORY BLOOD ALCOHOL FACE SHEET

ANALYSIS DATE 2/21/24 SEQUENCE NAME 21Feb24

EQUIPMENT

Pipettor Hamilton ML600EH7497 Hamilton ML600GJ10749
 Gas Chromatograph Agilent US14173023

INSTRUMENT CALIBRATION

Vial 1 0.02 calibrator Lot FN03122113 Coefficient of determination (r²)
 Vial 2 0.10 calibrator Lot FN03072301 0.99998
 Vial 3 0.20 calibrator Lot FN03132302
 Vial 4 0.40 calibrator Lot FN03052102

CALIBRATION VERIFICATION AND RESOLUTION TEST

Vial	Sample	Expected result	Measured result	Manufacturer/lot
5	Blank	Not detected	Not detected	SPD lab 011823WB
6	Volatiles mix	6 compounds	6 compounds	SPD lab 050721MIX
7	Aqueous control	0.400 g/dL	0.400 g/dL	Lipomed 30012020-A
8	Aqueous control	0.040 g/dL	0.040 g/dL	Lipomed 14082019-B
9	Blood control	0.199 g/dL	0.204 g/dL	ACQ 4110320133/11
20	Aqueous control	0.080 g/dL	0.080 g/dL	Lipomed 20012020-B
31	Blood control	0.199 g/dL	0.205 g/dL	ACQ 4110320133/11
42	Aqueous control	0.080 g/dL	0.079 g/dL	Lipomed 20012020-B
53	Aqueous control	0.400 g/dL	0.406 g/dL	Lipomed 30012020-A
54	Aqueous control	0.040 g/dL	0.040 g/dL	Lipomed 14082019-B
55	Blood control	0.199 g/dL	0.205 g/dL	ACQ 4110320133/11
56	Blank	Not detected	Not detected	SPD lab 010524AQ

SUBJECT SAMPLES

Subjects in the sequence 16 Subjects requiring reanalysis 0

ADDITIONAL NOTES: All testing proceeded as expected. The run also included four proficiency samples.

Run valid Philip Broek Run valid Erika Canonico
 Run invalid Analyst Run invalid Technical Reviewer

Scottsdale Police Department Crime Laboratory Sequence Quality Assurance Summary

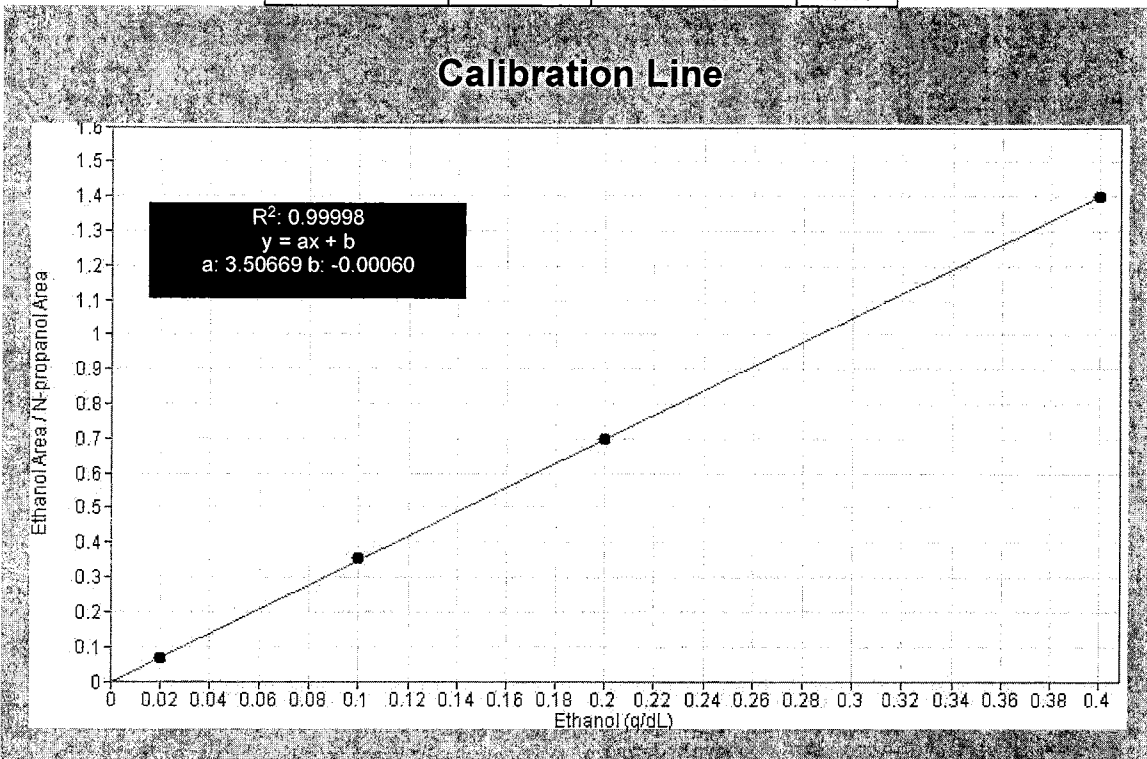
SEQUENCE NAME: 21Feb24

ANALYST: Brooke PB

Sample Name	Vial	Measured Value (g/dL)	Expected Value (g/dL)	Percent Difference	Absolute Difference (g/dL)
blank 011823WB	5	negative	negative	-	-
0.400 30012020-A	7	0.400	0.400	0.00	0.000
0.040 14082019-B	8	0.040	0.040	0.00	0.000
0.199 4110320133/11	9	0.204	0.199	2.51	0.005
0.080 20012020-B	20	0.080	0.080	0.00	0.000
0.199 4110320133/11	31	0.205	0.199	3.02	0.006
0.080 20012020-B	42	0.079	0.080	1.25	-0.001
0.400 30012020-A	53	0.406	0.400	1.50	0.006
0.040 14082019-B	54	0.040	0.040	0.00	0.000
0.199 4110320133/11	55	0.205	0.199	3.02	0.006
blank 010524AQ	56	negative	negative	-	-

Calibrator	Ethanol Area	N-propanol Area	Ratio
0.020	11.980	174.997	0.069
0.100	62.887	177.894	0.354
0.200	120.136	172.212	0.698
0.400	241.563	172.196	1.403

Calibration Line



Scottsdale Police Department Crime Lab Volatiles Analysis

Sample:	FN03122113	Vial:	1
Description:	0.020 calibrator	Sequence:	21Feb24
Method:	ethanol quant.M	Injection date:	2/21/2024 12:09:04 PM
Instrument:	US14173023 CN14160045	Analyst:	Brooke PB
Data file:	C:\Chem32\1\Data\21Feb24\1.D		

Dissemination is restricted to Criminal Justice Agencies and authorized agencies ONLY. Secondary dissemination to unauthorized agencies is PROHIBITED. Scottsdale City Prosecutor

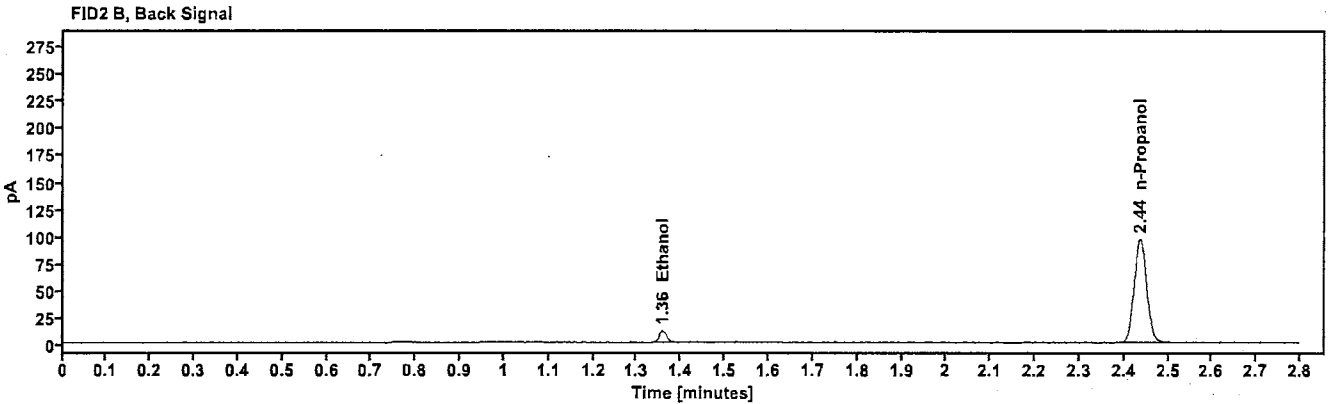
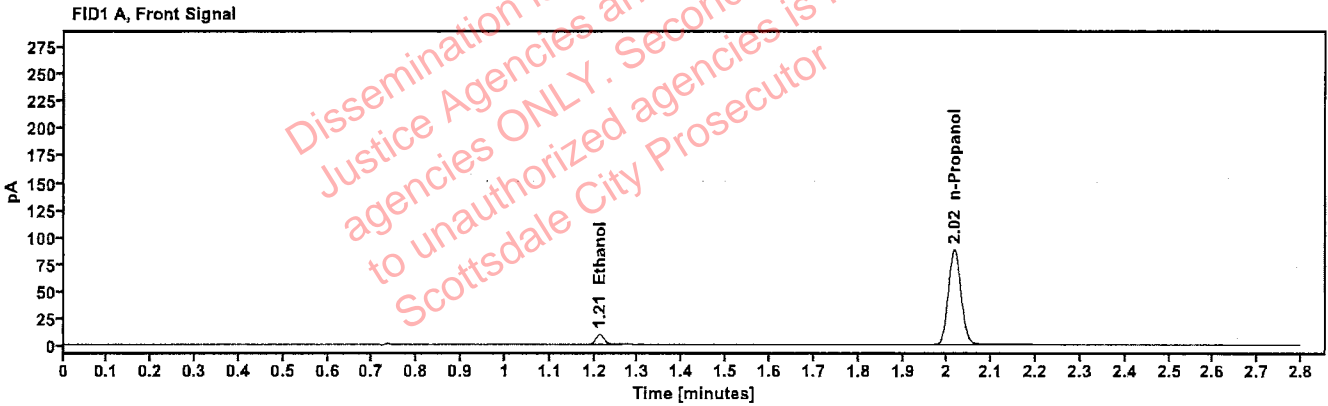


Table 1: FID 1 A (column DB-ALC1)

Compound	Time (min)	Peak Area
Ethanol	1.212	11.980
n-Propanol	2.016	174.997

Table 2: FID 2 B (column DB-ALC2)

Compound	Time (min)	Peak Area
Ethanol	1.358	13.115
n-Propanol	2.436	190.165

Scottsdale Police Department Crime Lab Volatiles Analysis

Sample:	FN03072301	Vial:	2
Description:	0.100 calibrator	Sequence:	21Feb24
Method:	ethanol quant.M	Injection date:	2/21/2024 12:13:05 PM
Instrument:	US14173023 CN14160045	Analyst:	Brooke AB
Data file:	C:\Chem32\1\Data\21Feb24\2.D		

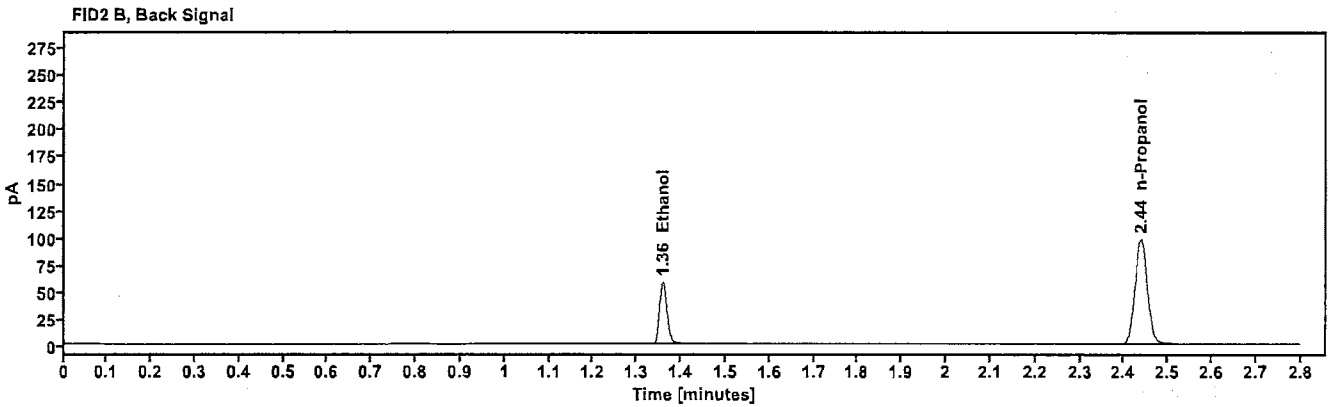
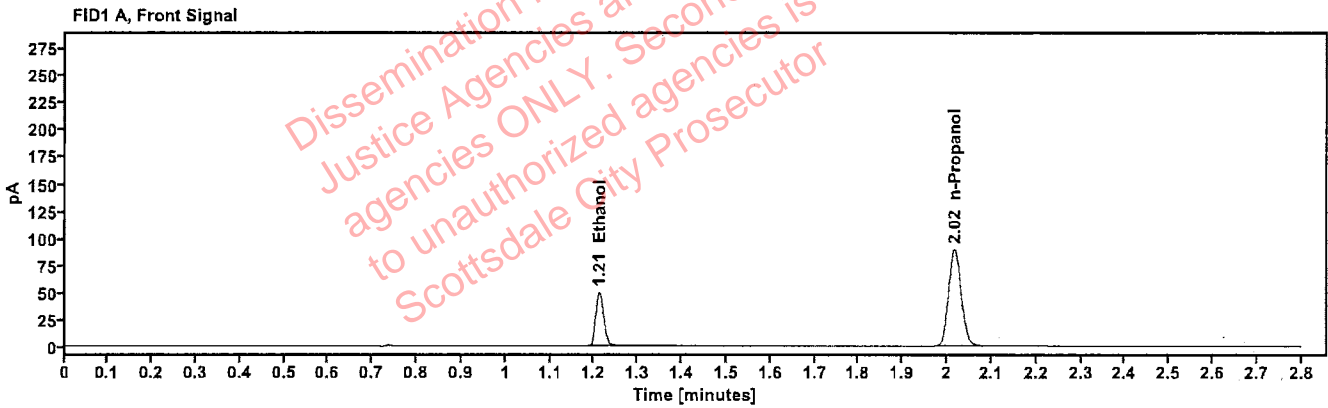


Table 1: FID 1 A (column DB-ALC1)

Compound	Time (min)	Peak Area
Ethanol	1.211	62.887
n-Propanol	2.017	177.894

Table 2: FID 2 B (column DB-ALC2)

Compound	Time (min)	Peak Area
Ethanol	1.359	68.993
n-Propanol	2.438	192.943

Scottsdale Police Department Crime Lab Volatiles Analysis

Sample:	FN03132302	Vial:	3
Description:	0.200 calibrator	Sequence:	21Feb24
Method:	ethanol quant.M	Injection date:	2/21/2024 12:17:04 PM
Instrument:	US14173023 CN14160045	Analyst:	Brooke RB
Data file:	C:\Chem32\1\Data\21Feb24\3.D		

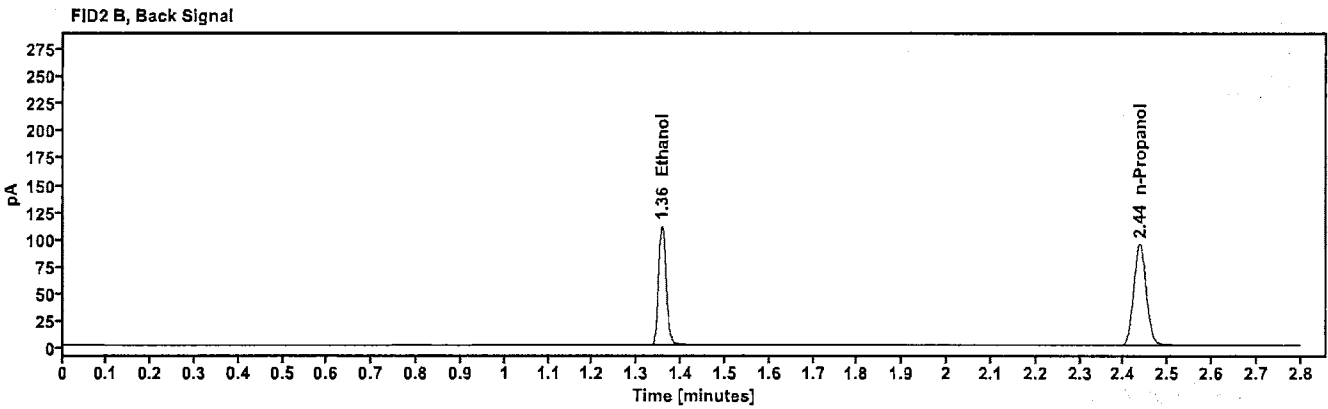
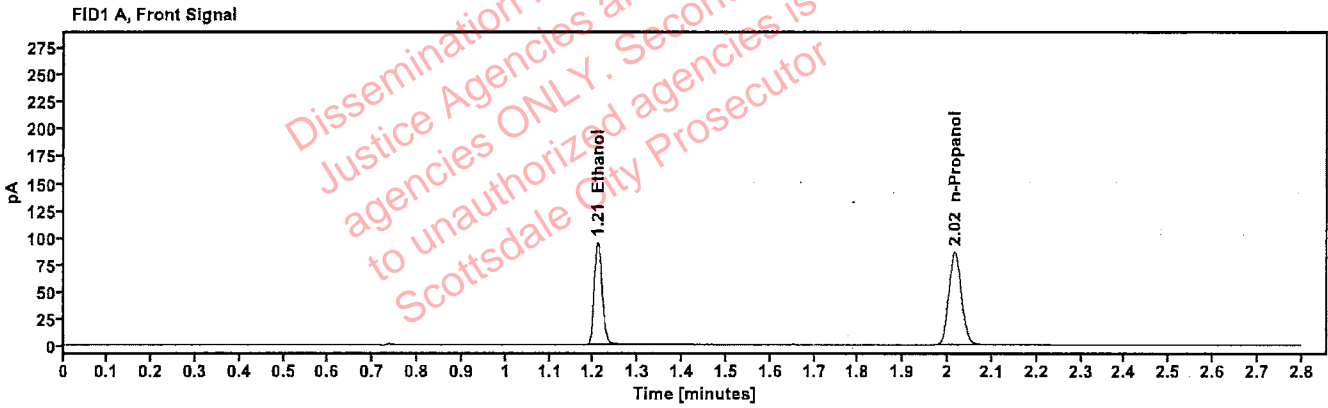


Table 1: FID 1 A (column DB-ALC1)

Compound	Time (min)	Peak Area
Ethanol	1.209	120.136
n-Propanol	2.016	172.212

Table 2: FID 2 B (column DB-ALC2)

Compound	Time (min)	Peak Area
Ethanol	1.356	131.748
n-Propanol	2.436	186.556

Scottsdale Police Department Crime Lab Volatiles Analysis

Sample:	FN03052102	Vial:	4
Description:	0.400 calibrator	Sequence:	21Feb24
Method:	ethanol quant.M	Injection date:	2/21/2024 12:21:05 PM
Instrument:	US14173023 CN14160045	Analyst:	Brooke RB
Data file:	C:\Chem32\1\Data\21Feb24\4.D		

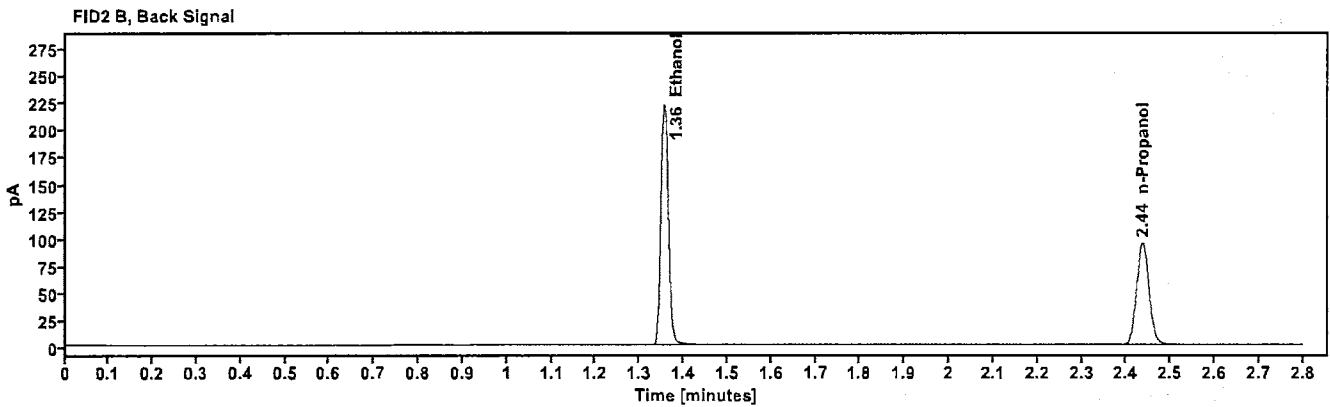
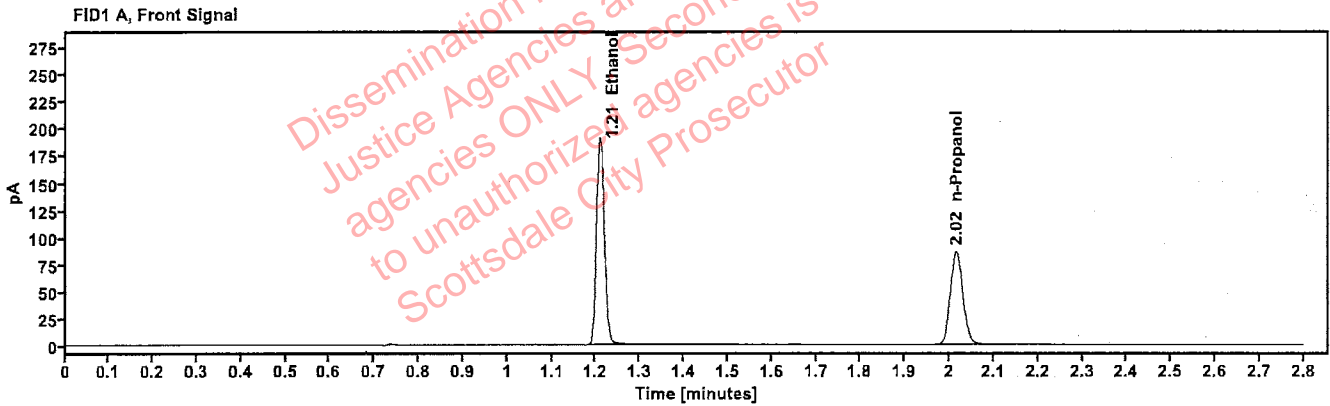


Table 1: FID 1 A (column DB-ALC1)

Compound	Time (min)	Peak Area
Ethanol	1.209	241.563
n-Propanol	2.015	172.196

Table 2: FID 2 B (column DB-ALC2)

Compound	Time (min)	Peak Area
Ethanol	1.356	265.786
n-Propanol	2.436	186.594

Scottsdale Police Department Crime Lab Volatiles Analysis

Sample:	011823WB	Vial:	5
Description:	Negative	LIMS ID:	
Method:	ethanol quant.M	Sequence:	21Feb24
Instrument:	US14173023 CN14160045	Injection date:	2/21/2024 12:25:04 PM
Data file:	C:\Chem32\1\Data\21Feb24\5.D	Analyst:	Brooke

YBS

Dissemination is restricted to Criminal Justice Agencies and authorized agencies ONLY. Secondary dissemination to unauthorized agencies is PROHIBITED. Scottsdale City Prosecutor

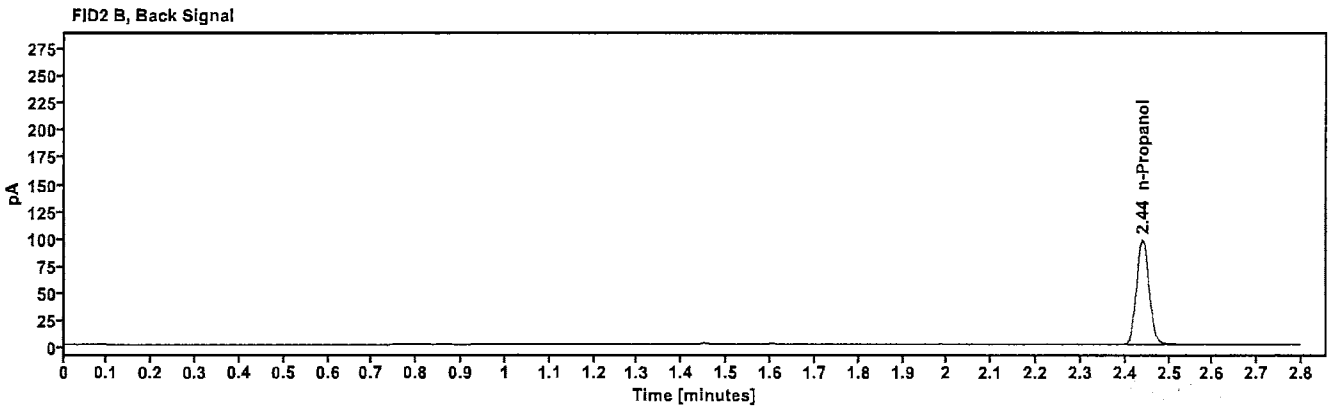
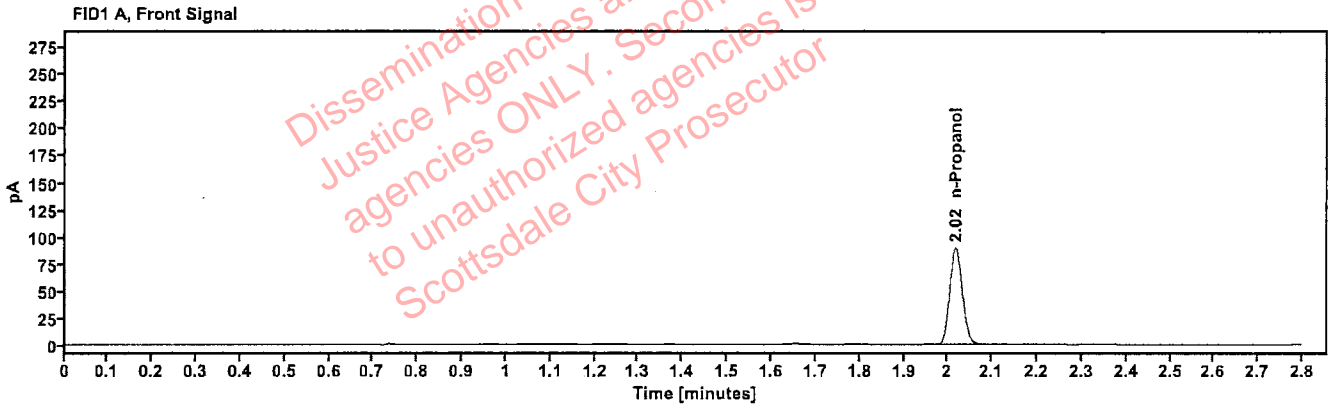


Table 1: FID 1 A (column DB-ALC1)

Compound	Amount (g/100mL)	Time (min)	Peak Area
n-Propanol	-----	2.018	177.453

Table 2: FID 2 B (column DB-ALC2)

Compound	Time (min)	Peak Area
n-Propanol	2.439	192.959

Scottsdale Police Department Crime Lab Volatiles Analysis

Sample:	050721MIX	Vial:	6
Description:	Volatiles mix	LIMS ID:	
Method:	ethanol quant.M	Sequence:	21Feb24
Instrument:	US14173023 CN14160045	Injection date:	2/21/2024 12:29:05 PM
Data file:	C:\Chem32\1\Data\21Feb24\6.D	Analyst:	Brooke

793

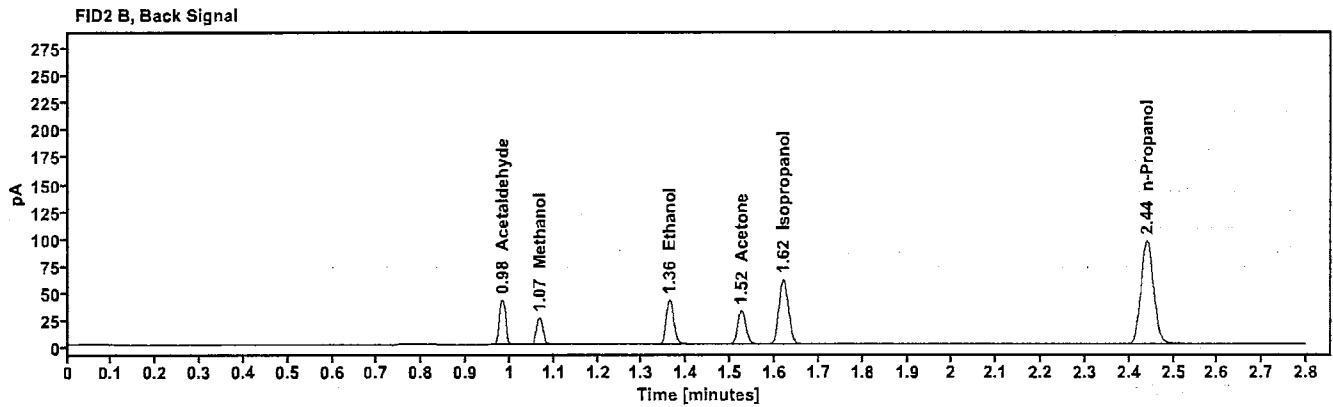
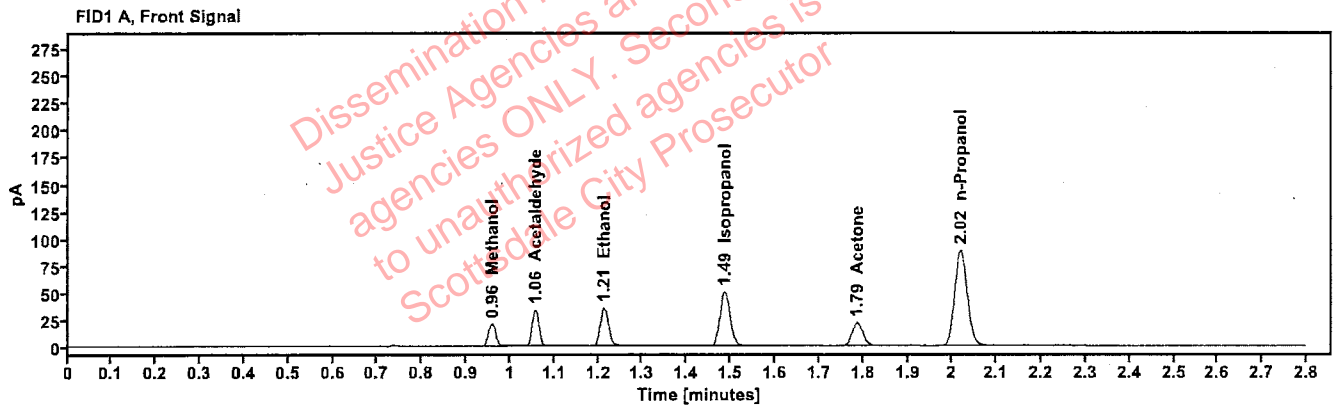


Table 1: FID 1 A (column DB-ALC1)

Compound	Amount (g/100mL)	Time (min)	Peak Area
Methanol	-----	0.959	23.747
Acetaldehyde	-----	1.057	36.220
>Ethanol	0.0736	1.213	45.453
Isopropanol	-----	1.486	80.506
Acetone	-----	1.787	36.779
n-Propanol	-----	2.019	176.486

Table 2: FID 2 B (column DB-ALC2)

Compound	Time (min)	Peak Area
Acetaldehyde	0.983	40.353
Methanol	1.067	26.320
Ethanol	1.362	49.850
Acetone	1.525	40.409
Isopropanol	1.620	88.714
n-Propanol	2.441	191.067

Scottsdale Police Department Crime Lab Volatiles Analysis

Sample:	30012020-A	Vial:	7
Description:	0.400	LIMS ID:	
Method:	ethanol quant.M	Sequence:	21Feb24
Instrument:	US14173023 CN14160045	Injection date:	2/21/2024 12:33:19 PM
Data file:	C:\Chem32\1\Data\21Feb24\7.D	Analyst:	Brooke

109

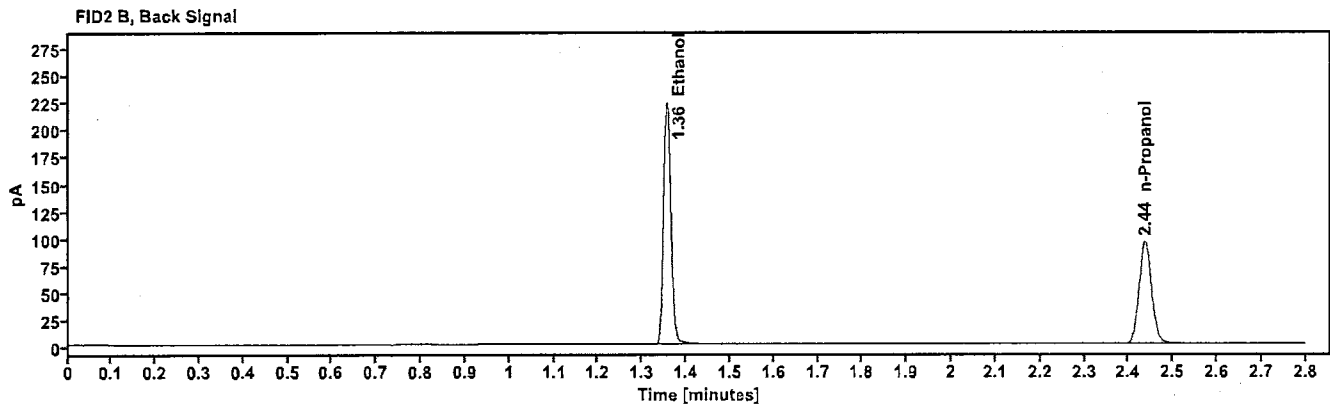
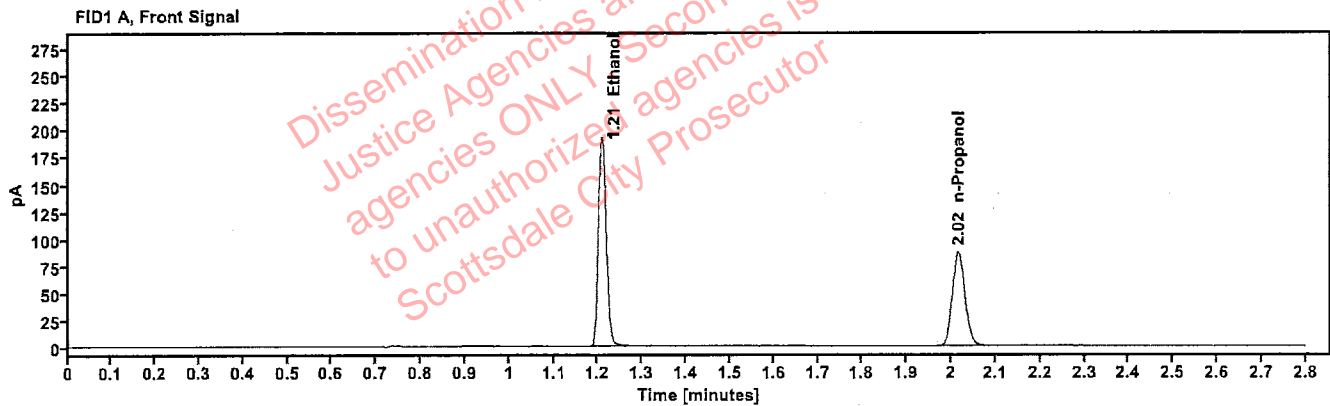


Table 1: FID 1 A (column DB-ALC1)

Compound	Amount (g/100mL)	Time (min)	Peak Area
>Ethanol	0.4007	1.209	243.391
n-Propanol	-----	2.016	173.299

Table 2: FID 2 B (column DB-ALC2)

Compound	Time (min)	Peak Area
Ethanol	1.356	267.847
n-Propanol	2.436	187.530

Scottsdale Police Department Crime Lab Volatiles Analysis

Sample:	14082019-B	Vial:	8
Description:	0.040	LIMS ID:	
Method:	ethanol quant.M	Sequence:	21Feb24
Instrument:	US14173023 CN14160045	Injection date:	2/21/2024 12:37:20 PM
Data file:	C:\Chem32\1\Data\21Feb24\8.D	Analyst:	Brooke

18

Dissemination is restricted to Criminal Justice Agencies and authorized agencies ONLY. Secondary dissemination to unauthorized agencies is PROHIBITED. Scottsdale City Prosecutor

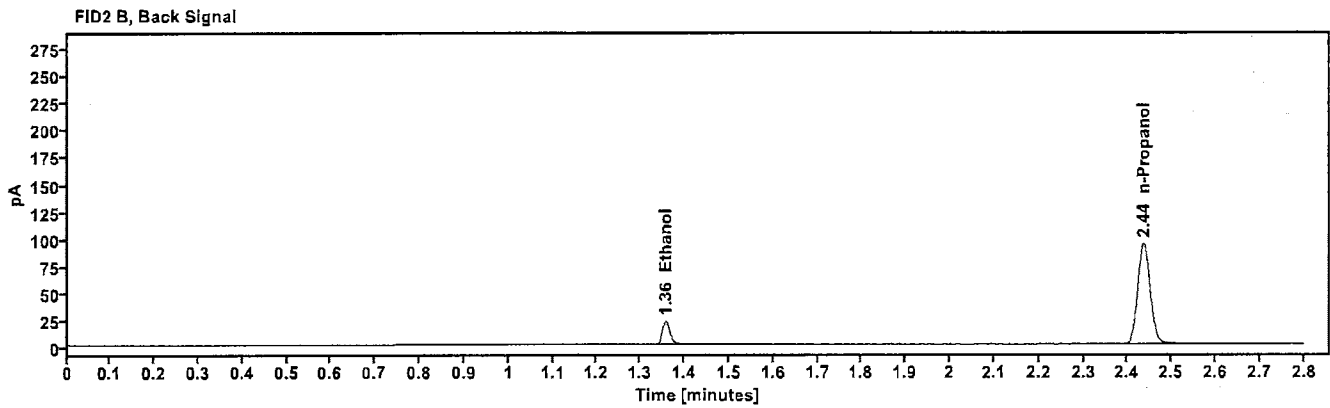
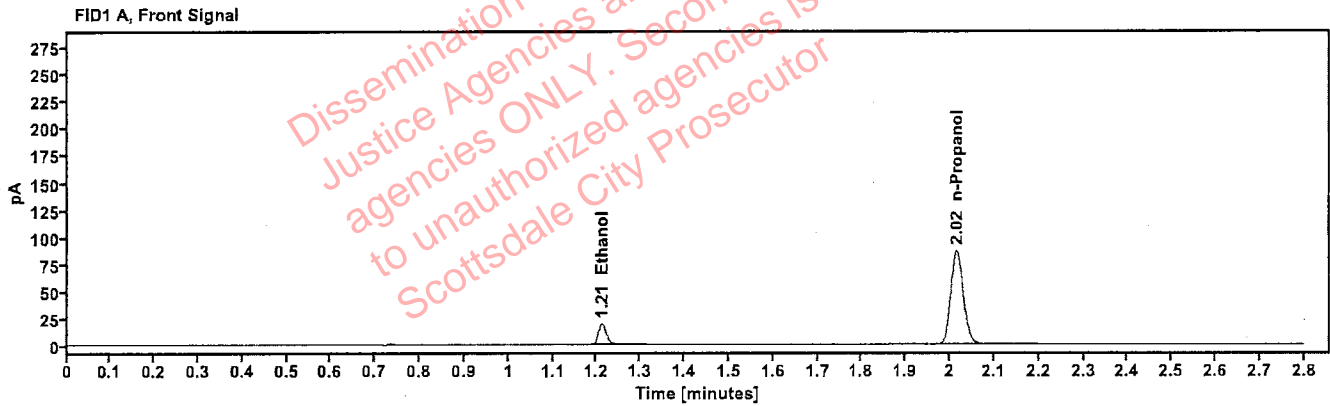


Table 1: FID 1 A (column DB-ALC1)

Compound	Amount (g/100mL)	Time (min)	Peak Area
>Ethanol	0.0401	1.211	24.042
n-Propanol	-----	2.016	171.802

Table 2: FID 2 B (column DB-ALC2)

Compound	Time (min)	Peak Area
Ethanol	1.357	26.276
n-Propanol	2.436	186.041

Scottsdale Police Department Crime Lab Volatiles Analysis

Sample: 4110320133/11	Vial: 9
Description: 0.199	LIMS ID:
Method: ethanol quant.M	Sequence: 21Feb24
Instrument: US14173023 CN14160045	Injection date: 2/21/2024 12:41:19 PM
Data file: C:\Chem32\1\Data\21Feb24\9.D	Analyst: Brooke

10

Dissemination is restricted to Criminal Justice Agencies and authorized agencies ONLY. Secondary dissemination to unauthorized agencies is PROHIBITED Scottsdale City Prosecutor

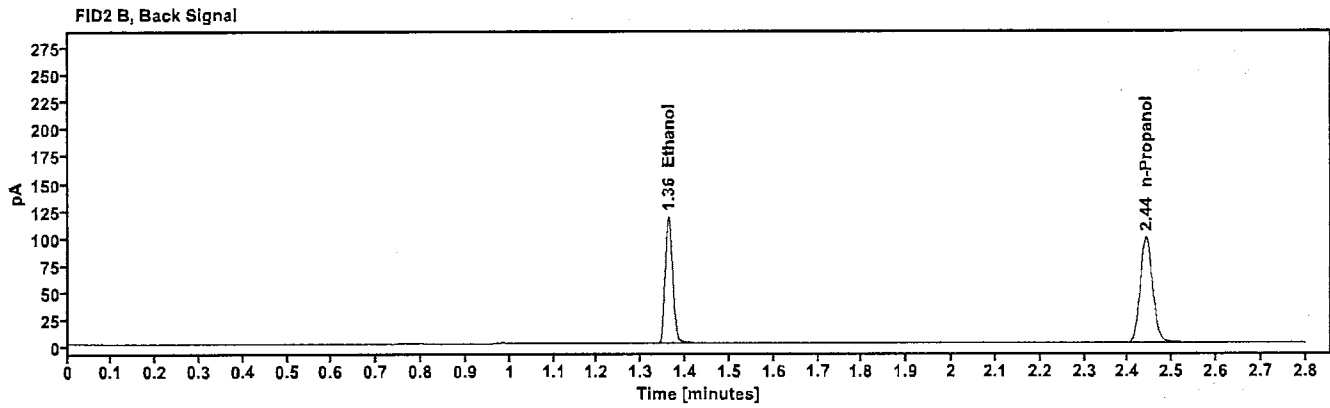
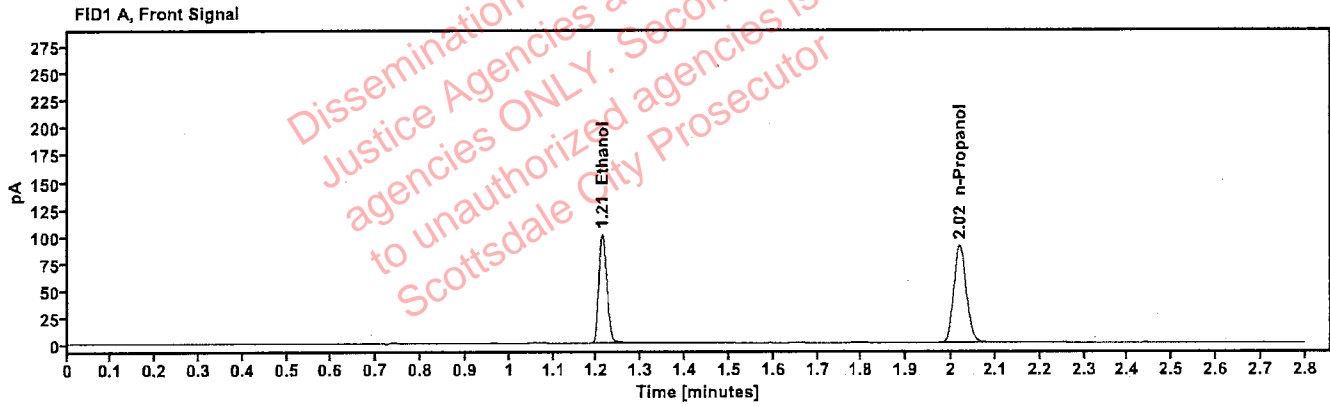


Table 1: FID 1 A (column DB-ALC1)

Compound	Amount (g/100mL)	Time (min)	Peak Area
>Ethanol	0.2045	1.212	128.769
n-Propanol	-----	2.019	179.742

Table 2: FID 2 B (column DB-ALC2)

Compound	Time (min)	Peak Area
Ethanol	1.361	141.204
n-Propanol	2.441	194.696

Scottsdale Police Department Crime Lab Volatiles Analysis

Sample: 20012020-B	Vial: 20
Description: 0.080	LIMS ID:
Method: ethanol quant.M	Sequence: 21Feb24
Instrument: US14173023 CN14160045	Injection date: 2/21/2024 1:25:49 PM
Data file: C:\Chem32\1\Data\21Feb24\20.D	Analyst: Brooke

RB

Dissemination is restricted to Criminal Justice Agencies and authorized agencies ONLY. Secondary dissemination to unauthorized agencies is PROHIBITED. Scottsdale City Prosecutor

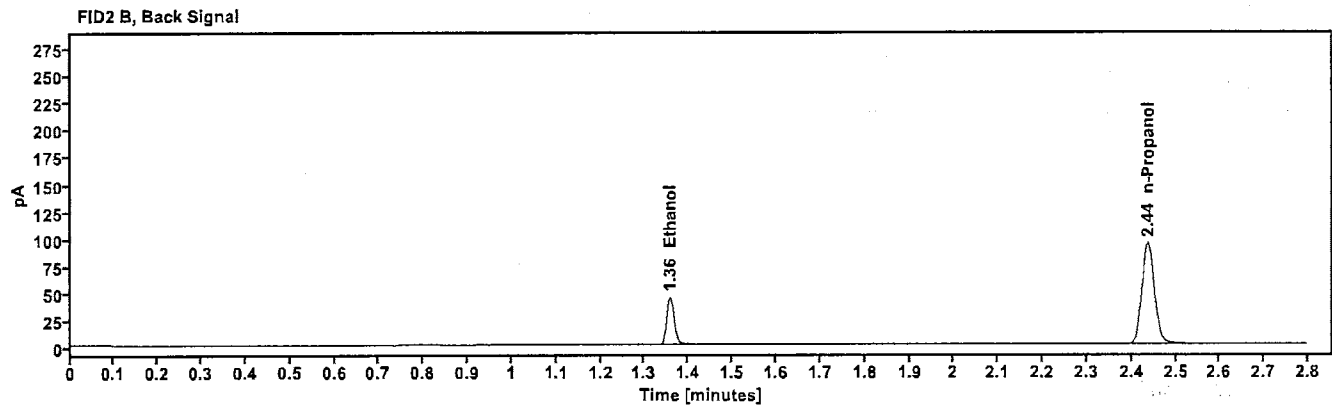
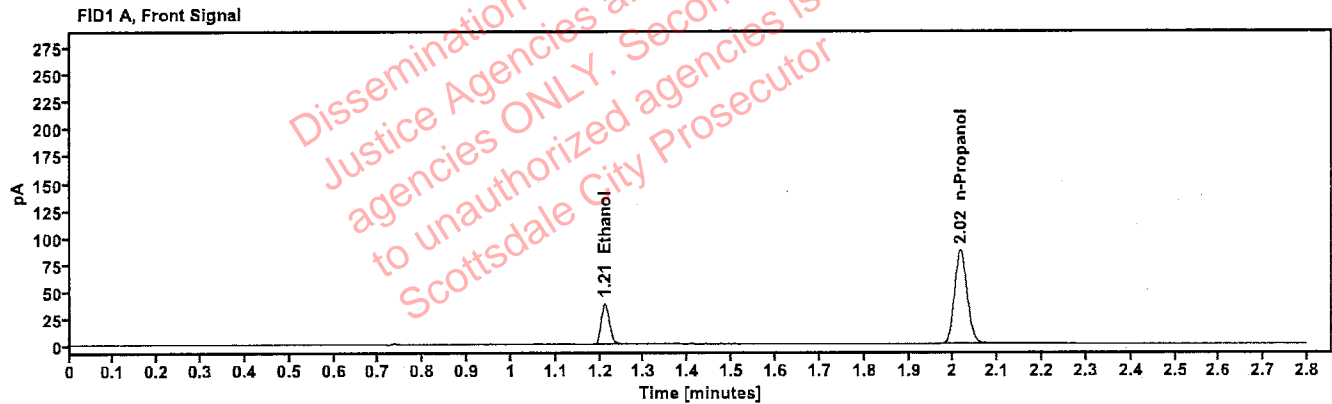


Table 1: FID 1 A (column DB-ALC1)

Compound	Amount (g/100mL)	Time (min)	Peak Area
>Ethanol	0.0803	1.211	48.485
n-Propanol	-----	2.016	172.463

Table 2: FID 2 B (column DB-ALC2)

Compound	Time (min)	Peak Area
Ethanol	1.358	53.127
n-Propanol	2.437	186.589

Scottsdale Police Department Crime Lab Volatiles Analysis

Sample: 4110320133/11	Vial: 31
Description: 0.199	LIMS ID:
Method: ethanol quant.M	Sequence: 21Feb24
Instrument: US14173023 CN14160045	Injection date: 2/21/2024 2:10:20 PM
Data file: C:\Chem32\1\Data\21Feb24\31.D	Analyst: Brooke

103

Dissemination is restricted to Criminal Justice Agencies and authorized agencies ONLY. Secondary dissemination to unauthorized agencies is PROHIBITED Scottsdale City Prosecutor

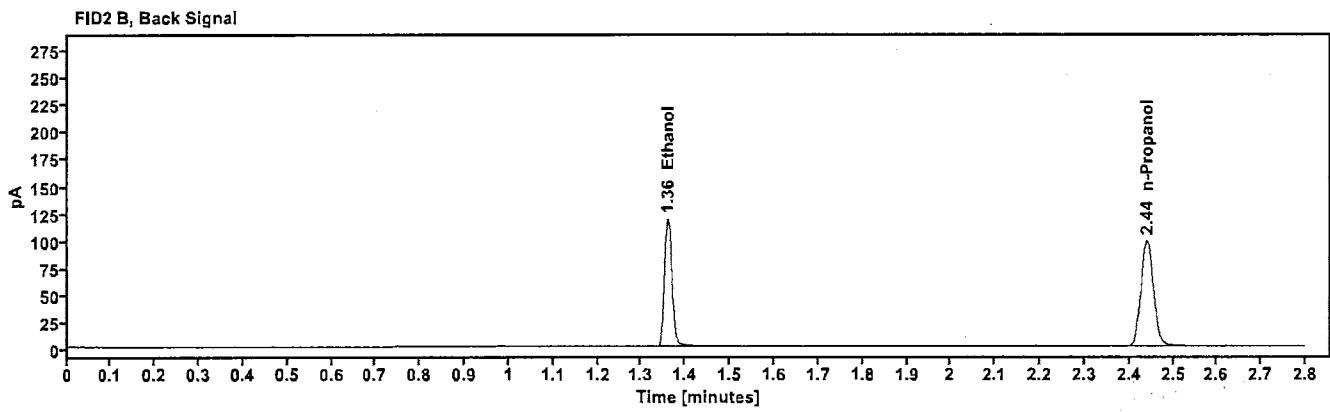
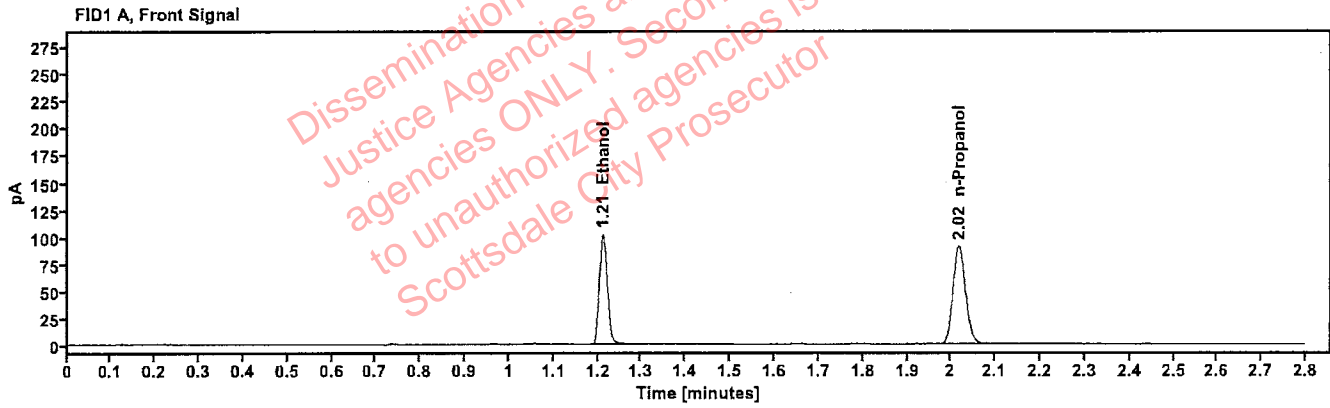


Table 1: FID 1 A (column DB-ALC1)

Compound	Amount (g/100mL)	Time (min)	Peak Area
>Ethanol	0.2050	1.212	130.135
n-Propanol	----	2.018	181.177

Table 2: FID 2 B (column DB-ALC2)

Compound	Time (min)	Peak Area
Ethanol	1.360	142.918
n-Propanol	2.440	195.726

Scottsdale Police Department Crime Lab Volatiles Analysis

Sample:	20012020-B	Vial:	42
Description:	0.080	LIMS ID:	
Method:	ethanol quant.M	Sequence:	21Feb24
Instrument:	US14173023 CN14160045	Injection date:	2/21/2024 2:54:34 PM
Data file:	C:\Chem32\1\Data\21Feb24\42.D	Analyst:	Brooke

103

Dissemination is restricted to Criminal Justice Agencies and authorized agencies ONLY. Secondary dissemination to unauthorized agencies is PROHIBITED Scottsdale City Prosecutor

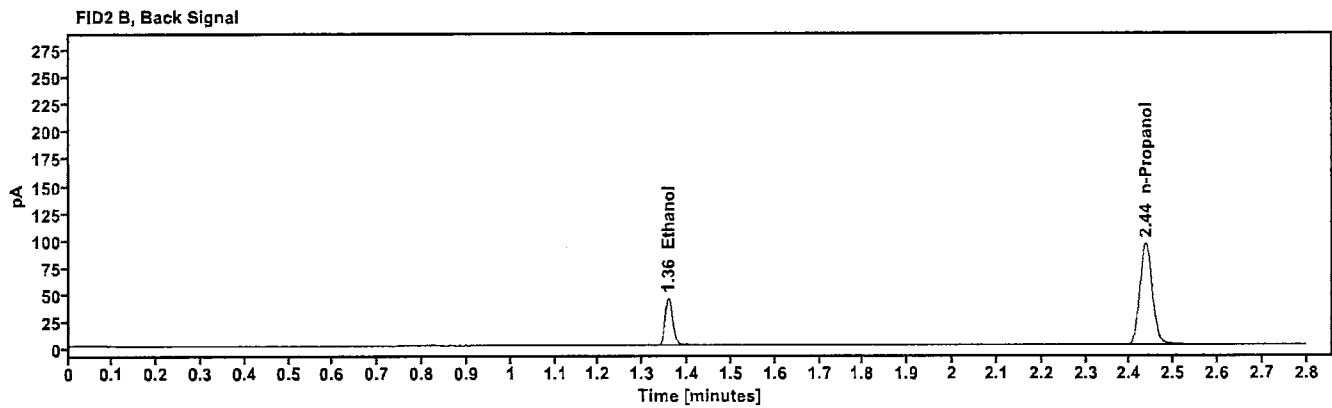
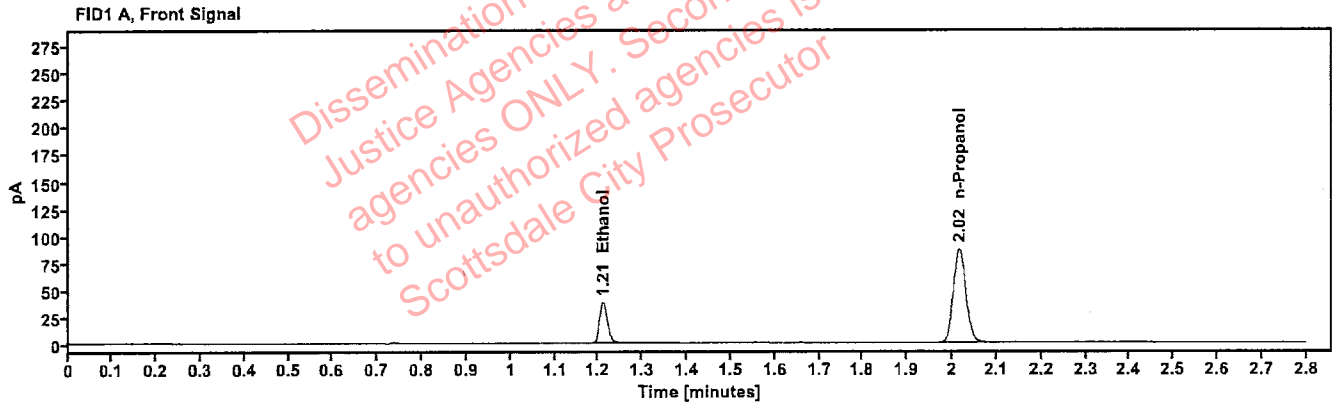


Table 1: FID 1 A (column DB-ALC1)

Compound	Amount (g/100mL)	Time (min)	Peak Area
>Ethanol	0.0795	1.210	48.266
n-Propanol	---	2.016	173.453

Table 2: FID 2 B (column DB-ALC2)

Compound	Time (min)	Peak Area
Ethanol	1.357	52.871
n-Propanol	2.437	187.689

Scottsdale Police Department Crime Lab Volatiles Analysis

Sample: 30012020-A	Vial: 53
Description: 0.400	LIMS ID:
Method: ethanol quant.M	Sequence: 21Feb24
Instrument: US14173023 CN14160045	Injection date: 2/21/2024 3:39:05 PM
Data file: C:\Chem32\1\Data\21Feb24\53.D	Analyst: Brooke

18

Dissemination is restricted to Criminal Justice Agencies and authorized agencies ONLY. Secondary dissemination to unauthorized agencies is PROHIBITED. Scottsdale City Prosecutor

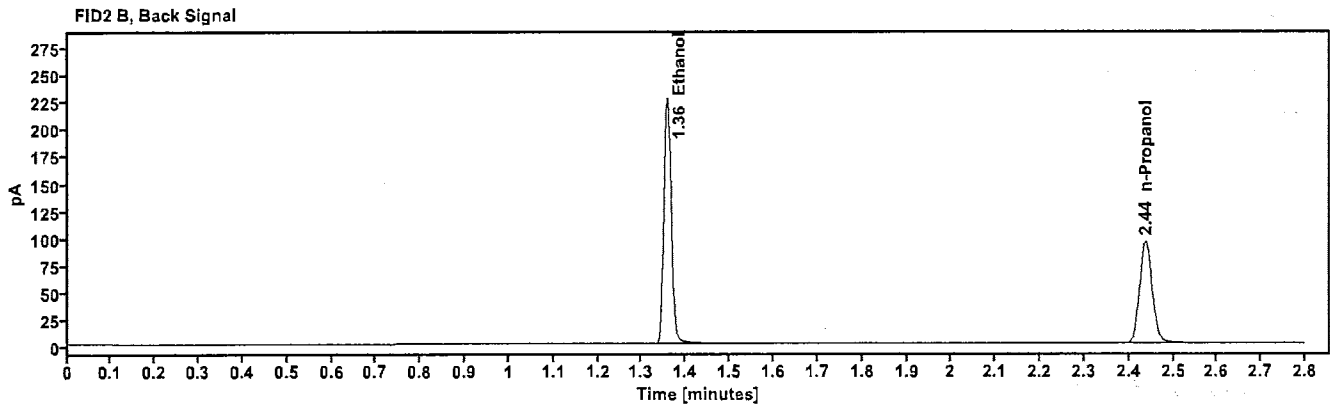
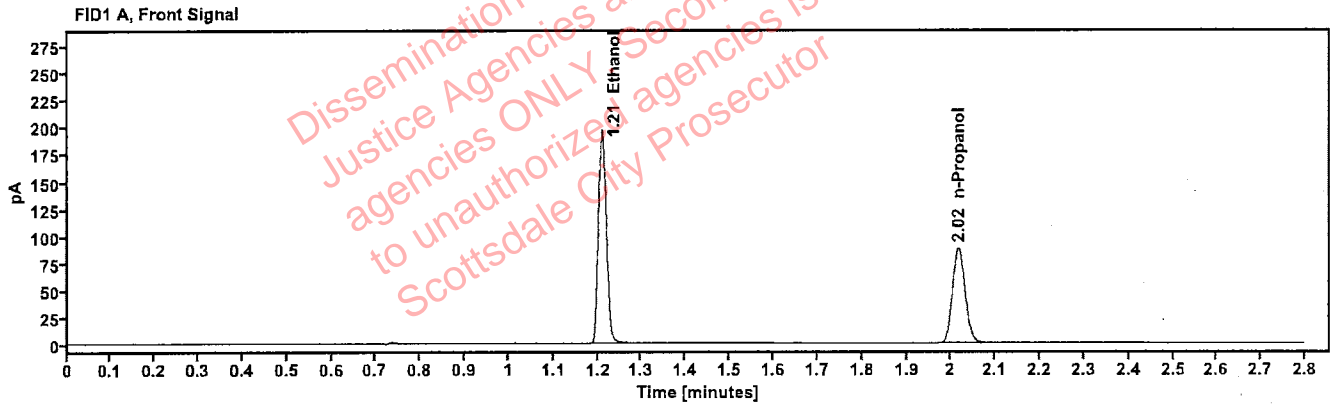


Table 1: FID 1 A (column DB-ALC1)

Compound	Amount (g/100mL)	Time (min)	Peak Area
>Ethanol	0.4067	1.210	249.024
n-Propanol	----	2.017	174.688

Table 2: FID 2 B (column DB-ALC2)

Compound	Time (min)	Peak Area
Ethanol	1.358	273.928
n-Propanol	2.438	188.939

Scottsdale Police Department Crime Lab Volatiles Analysis

Sample: 14082019-B	Vial: 54
Description: 0.040	LIMS ID:
Method: ethanol quant.M	Sequence: 21Feb24
Instrument: US14173023 CN14160045	Injection date: 2/21/2024 3:43:06 PM
Data file: C:\Chem32\1\Data\21Feb24\54.D	Analyst: Brooke

13

Dissemination is restricted to Criminal Justice Agencies and authorized agencies ONLY. Secondary dissemination to unauthorized agencies is PROHIBITED Scottsdale City Prosecutor

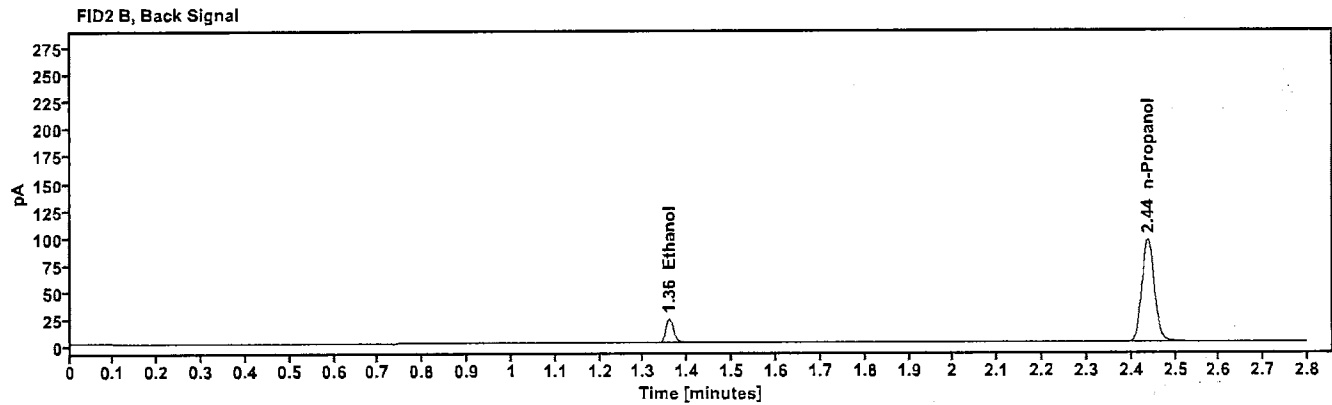
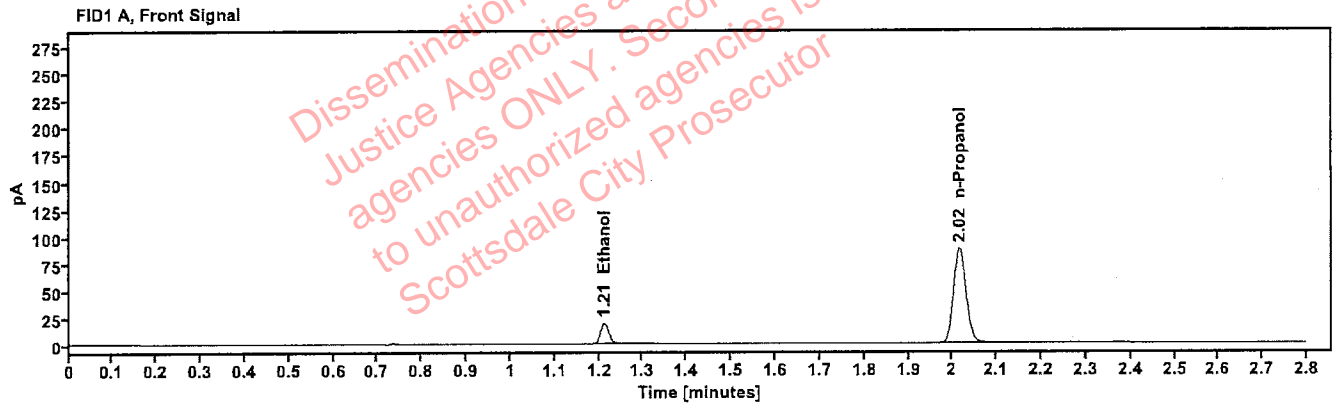


Table 1: FID 1 A (column DB-ALC1)

Compound	Amount (g/100mL)	Time (min)	Peak Area
>Ethanol	0.0405	1.211	24.724
n-Propanol	-----	2.016	174.750

Table 2: FID 2 B (column DB-ALC2)

Compound	Time (min)	Peak Area
Ethanol	1.358	27.119
n-Propanol	2.437	189.036

Scottsdale Police Department Crime Lab Volatiles Analysis

Sample: 4110320133/11	Vial: 55
Description: 0.199	LIMS ID:
Method: ethanol quant.M	Sequence: 21Feb24
Instrument: US14173023 CN14160045	Injection date: 2/21/2024 3:47:20 PM
Data file: C:\Chem32\1\Data\21Feb24\55.D	Analyst: Brooke

13

Dissemination is restricted to Criminal Justice Agencies and authorized agencies ONLY. Secondary dissemination to unauthorized agencies is PROHIBITED Scottsdale City Prosecutor

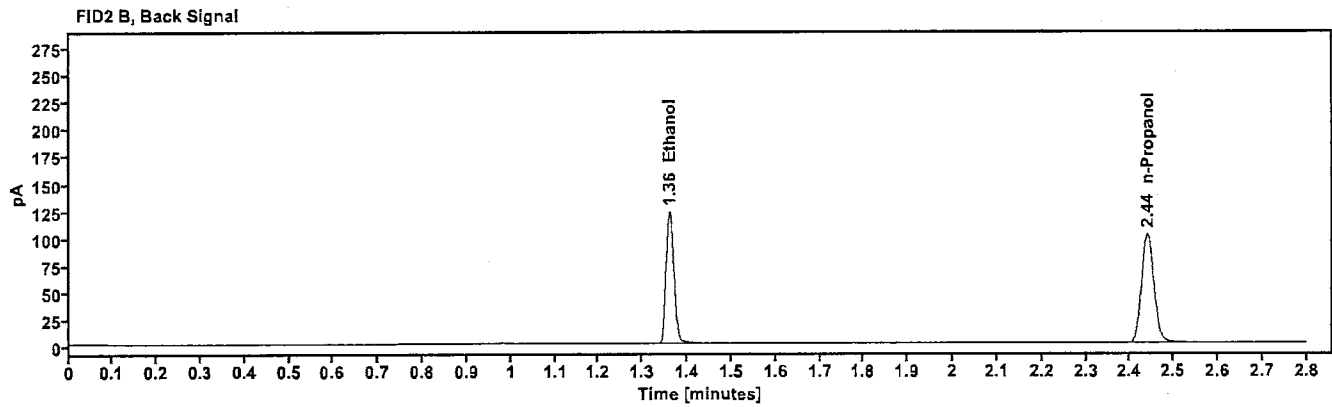
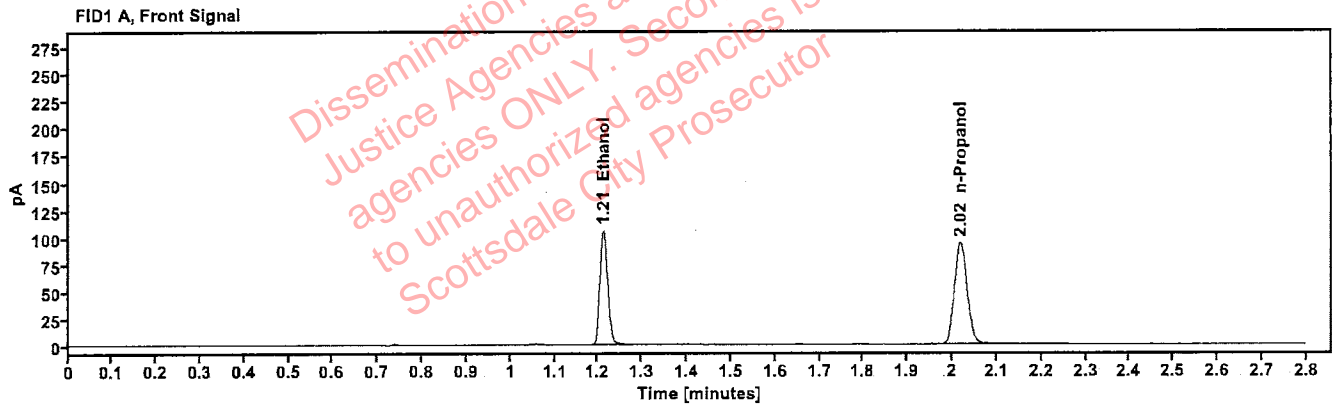


Table 1: FID 1 A (column DB-ALC1)

Compound	Amount (g/100mL)	Time (min)	Peak Area
>Ethanol	0.2057	1.212	134.707
n-Propanol	-----	2.018	186.935

Table 2: FID 2 B (column DB-ALC2)

Compound	Time (min)	Peak Area
Ethanol	1.360	147.544
n-Propanol	2.440	202.213

Scottsdale Police Department Crime Lab Volatiles Analysis

Sample:	010524AQ	Vial:	56
Description:	Negative	LIMS ID:	
Method:	ethanol quant.M	Sequence:	21Feb24
Instrument:	US14173023 CN14160045	Injection date:	2/21/2024 3:51:19 PM
Data file:	C:\Chem32\1\Data\21Feb24\56.D	Analyst:	Brooke

798

Dissemination is restricted to Criminal Justice Agencies and authorized agencies ONLY. Secondary dissemination to unauthorized agencies is PROHIBITED
Scottsdale City Prosecutor

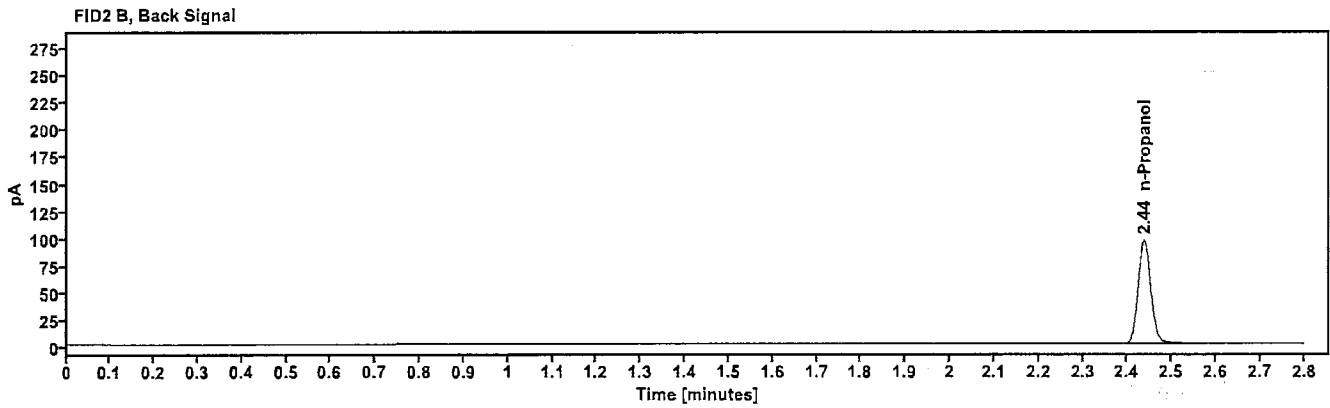
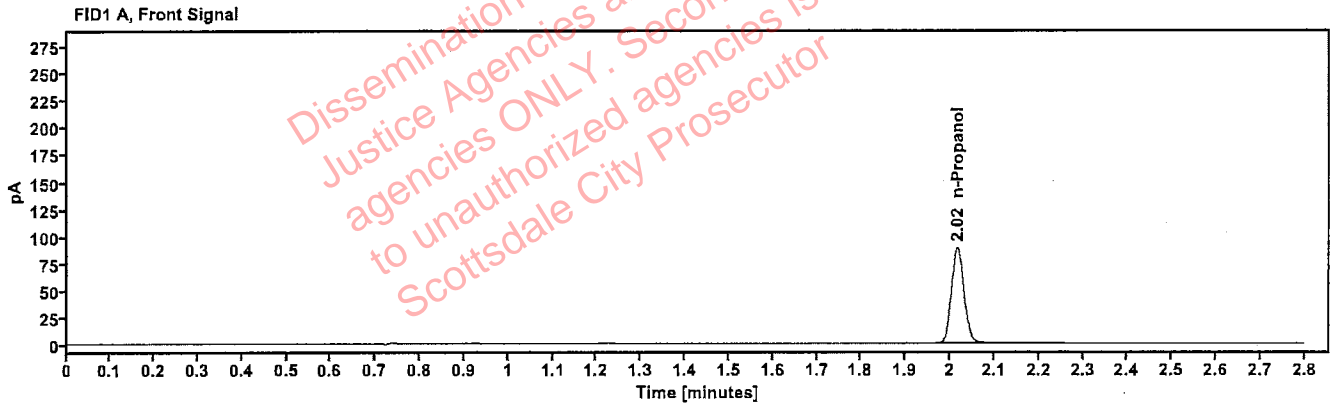


Table 1: FID 1 A (column DB-ALC1)

Compound	Amount (g/100mL)	Time (min)	Peak Area
n-Propanol	----	2.017	176.738

Table 2: FID 2 B (column DB-ALC2)

Compound	Time (min)	Peak Area
n-Propanol	2.438	191.022

Sequence Summary

PB

Sequence name: 21Feb24 Instrument: US14173023 CN14160045 Analyst: Brooke

Vial	Sample	Description	Type	LIMS ID	Method
1	FN03122113	0.020 calibrator	Calibration		ethanol quant.M
2	FN03072301	0.100 calibrator	Calibration		ethanol quant.M
3	FN03132302	0.200 calibrator	Calibration		ethanol quant.M
4	FN03052102	0.400 calibrator	Calibration		ethanol quant.M
5	011823WB	Negative	Control		ethanol quant.M
6	050721MIX	Volatiles mix	Control		ethanol quant.M
7	30012020-A	0.400	Control		ethanol quant.M
8	14082019-B	0.040	Control		ethanol quant.M
9	4110320133/11	0.199	Control		ethanol quant.M
10	2402557-2				ethanol quant.M
11	2402557-2				ethanol quant.M
12	TUBE00004				ethanol quant.M
13	TUBE00004				ethanol quant.M
14	TUBE00003				ethanol quant.M
15	TUBE00003				ethanol quant.M
16	TUBE00001				ethanol quant.M
17	TUBE00001				ethanol quant.M
18	TUBE00002				ethanol quant.M
19	TUBE00002				ethanol quant.M
20	20012020-B	0.080	Control		ethanol quant.M
21	436-01N.B.				ethanol quant.M
22	436-01N.B.				ethanol quant.M
23	347-01C.H.				ethanol quant.M
24	347-01C.H.				ethanol quant.M
25	433-01E.F.				ethanol quant.M
26	433-01E.F.				ethanol quant.M
27	435-01M.C.				ethanol quant.M
28	435-01M.C.				ethanol quant.M
29	404-01P.S.				ethanol quant.M
30	404-01P.S.				ethanol quant.M
31	4110320133/11	0.199	Control		ethanol quant.M
32	409-01A.S.				ethanol quant.M
33	409-01A.S.				ethanol quant.M
34	420-01L.C.				ethanol quant.M
35	420-01L.C.				ethanol quant.M
36	347-01E.A.				ethanol quant.M
37	347-01E.A.				ethanol quant.M
38	2403052-2				ethanol quant.M
39	2403052-2				ethanol quant.M
40	2403013-1				ethanol quant.M
41	2403013-1				ethanol quant.M
42	20012020-B	0.080	Control		ethanol quant.M
43	2402949-2				ethanol quant.M
44	2402949-2				ethanol quant.M
45	2403175-2				ethanol quant.M
46	2403175-2				ethanol quant.M
47	2403180-1				ethanol quant.M

Dissemination is restricted to Criminal Justice Agencies and authorized agencies ONLY. Second dissemination to unauthorized agencies is PROHIBITED. Scottsdale City Prosecutor

Sequence Summary

PB

48	2403180-1				ethanol quant.M
49	2403245-2				ethanol quant.M
50	2403245-2				ethanol quant.M
51	2403299-2				ethanol quant.M
52	2403299-2				ethanol quant.M
53	30012020-A	0.400	Control		ethanol quant.M
54	14082019-B	0.040	Control		ethanol quant.M
55	4110320133/11	0.199	Control		ethanol quant.M
56	010524AQ	Negative	Control		ethanol quant.M

Dissemination is restricted to Criminal Justice Agencies and authorized agencies ONLY. Secondary dissemination to unauthorized agencies is PROHIBITED.
Scottsdale City Prosecutor

Scottsdale Police Department Crime Laboratory Summary of Cases

PB

SEQUENCE NAME: 21Feb24

ANALYST: Brooke

Vials	Test 1 (g/dL)	Test 2 (g/dL)	Mean (g/dL)	Percent Difference*	Absolute Difference (g/dL)*
10 11	0.1082	0.1077	0.10795	0.23	0.00025
12 13	0.1971	0.1978	0.19745	0.18	0.00035
14 15	0.3094	0.3070	0.30820	0.39	0.00120
16 17	0.0838	0.0841	0.08395	0.18	0.00015
18 19	0.2679	0.2696	0.26875	0.32	0.00085
21 22	0.1645	0.1630	0.16375	0.46	0.00075
23 24	0.2451	0.2470	0.24605	0.39	0.00095
25 26	0.2439	0.2448	0.24435	0.18	0.00045
27 28	0.1602	0.1608	0.16050	0.19	0.00030
29 30	0.3090	0.3085	0.30875	0.08	0.00025
32 33	0.2383	0.2401	0.23920	0.38	0.00090
34 35	0.2149	0.2137	0.21430	0.28	0.00060
36 37	0.2478	0.2470	0.24740	0.16	0.00040
38 39	0.3012	0.2981	0.29965	0.52	0.00155
40 41	0.0348	0.0350	0.03490	0.29	0.00010
43 44	0.1666	0.1654	0.16600	0.36	0.00060
45 46	0.2440	0.2428	0.24340	0.25	0.00060
47 48	0.1704	0.1735	0.17195	0.90	0.00155
49 50	0.1587	0.1608	0.15975	0.66	0.00105
51 52	0.2161	0.2142	0.21515	0.44	0.00095

*Calculated differences are differences from the mean of the two results.

Scottsdale Police Department Crime Lab Volatiles Analysis

Sample:	2402557-2	Vial:	10
Description:		LIMS ID:	
Method:	ethanol quant.M	Sequence:	21Feb24
Instrument:	US14173023 CN14160045	Injection date:	2/21/2024 12:45:20 PM
Data file:	C:\Chem32\1\Data\21Feb24\10.D	Analyst:	Brooke

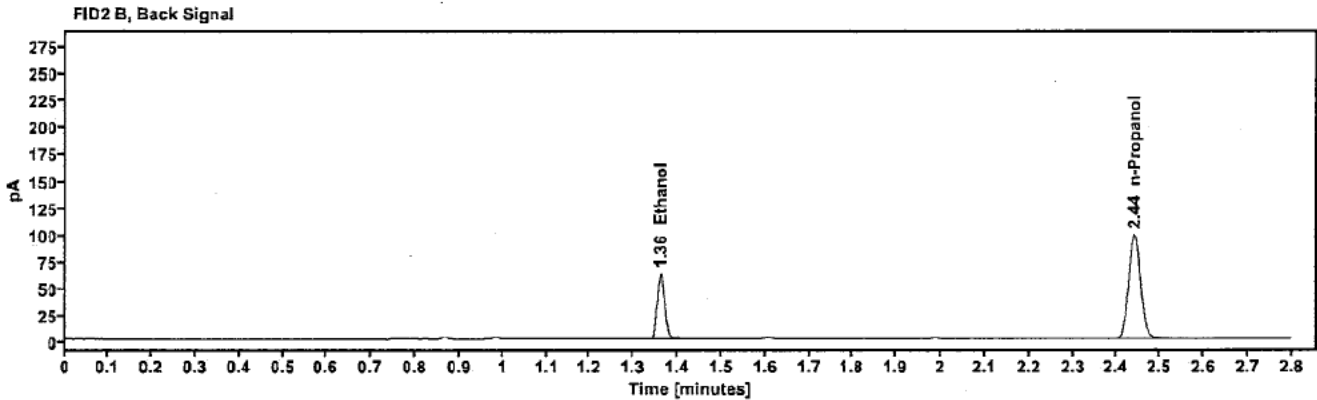
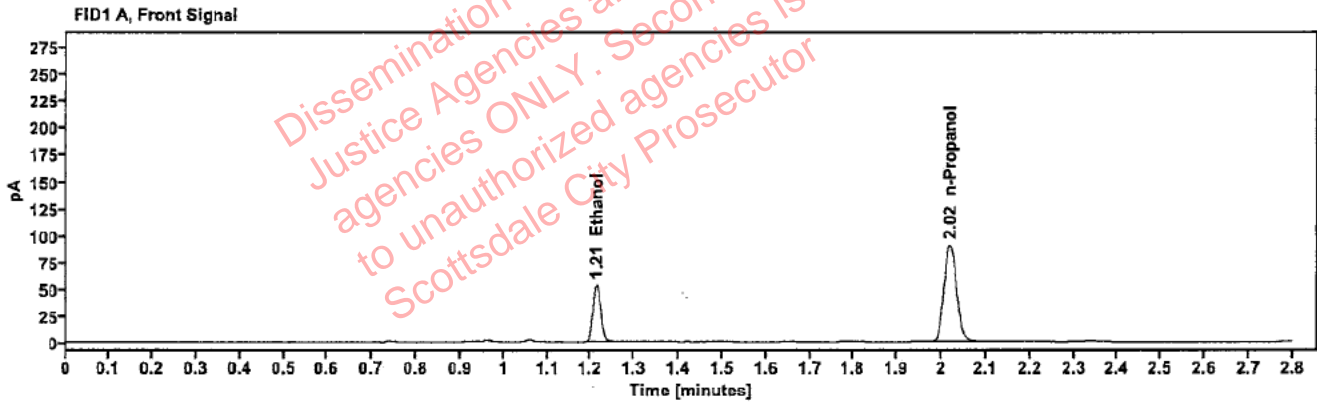


Table 1: FID 1 A (column DB-ALC1)

Compound	Amount (g/100mL)	Time (min)	Peak Area
>Ethanol	0.1082	1.213	68.051
n-Propanol	---	2.019	179.600

Table 2: FID 2 B (column DB-ALC2)

Compound	Time (min)	Peak Area
Ethanol	1.361	74.738
n-Propanol	2.441	195.146

Scottsdale Police Department Crime Lab Volatiles Analysis

Sample:	2402557-2	Vial:	11
Description:	[REDACTED]	LIMS ID:	[REDACTED]
Method:	ethanol quant.M	Sequence:	21Feb24
Instrument:	US14173023 CN14160045	Injection date:	2/21/2024 12:49:20 PM
Data file:	C:\Chem32\1\Data\21Feb24\11.D	Analyst:	Brooke

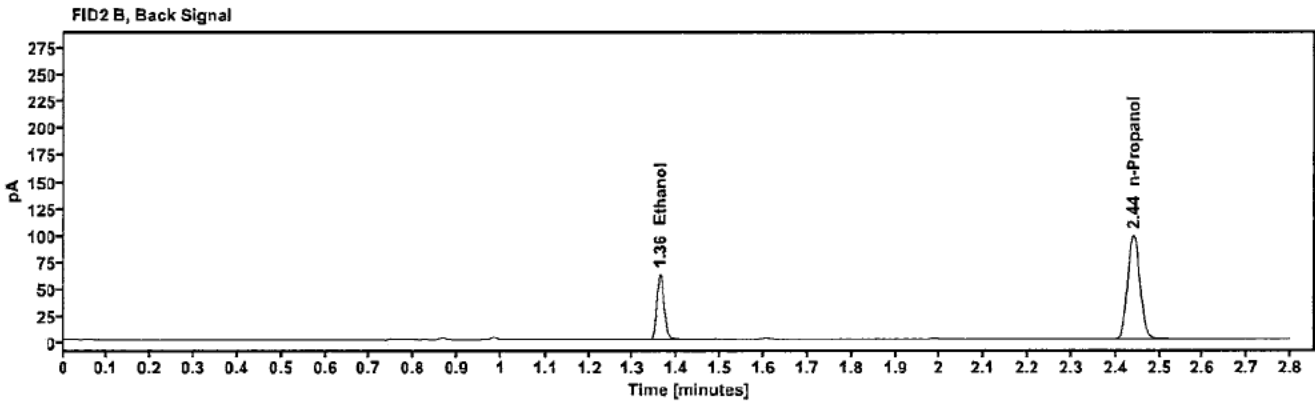
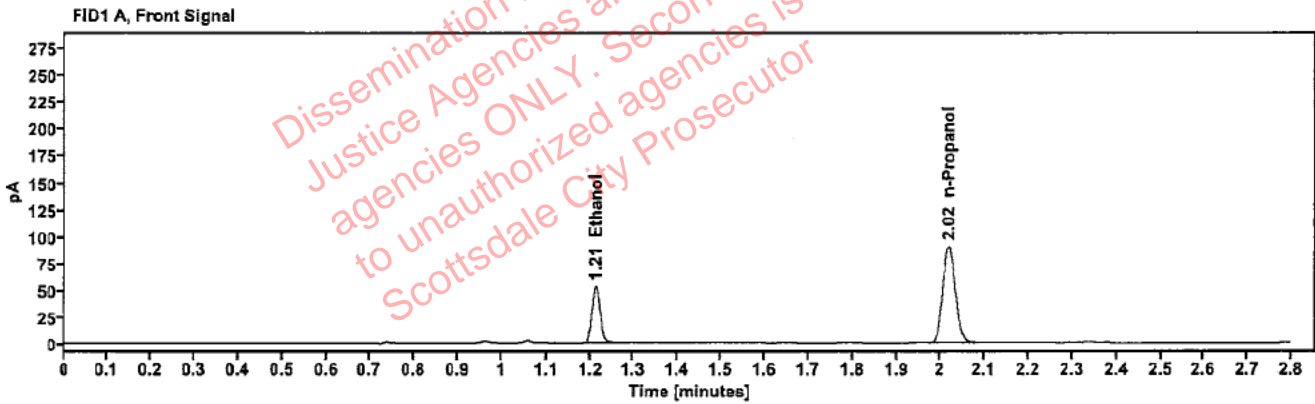


Table 1: FID 1 A (column DB-ALC1)

Compound	Amount (g/100mL)	Time (min)	Peak Area
>Ethanol	0.1077	1.213	68.203
n-Propanol	—	2.019	180.883

Table 2: FID 2 B (column DB-ALC2)

Compound	Time (min)	Peak Area
Ethanol	1.361	74.873
n-Propanol	2.441	195.277

Scottsdale Police Department Crime Lab Volatiles Analysis

Sample:	TUBE00004	Vial:	12
Description:	[REDACTED]	LIMS ID:	[REDACTED]
Method:	ethanol quant.M	Sequence:	21Feb24
Instrument:	US14173023 CN14160045	Injection date:	2/21/2024 12:53:19 PM
Data file:	C:\Chem32\1\Data\21Feb24\12.D	Analyst:	Brooke

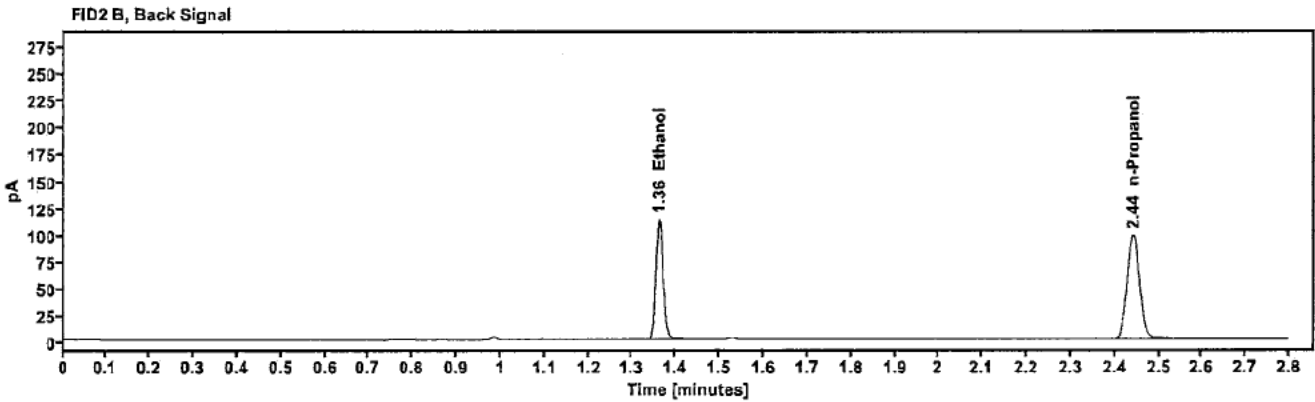
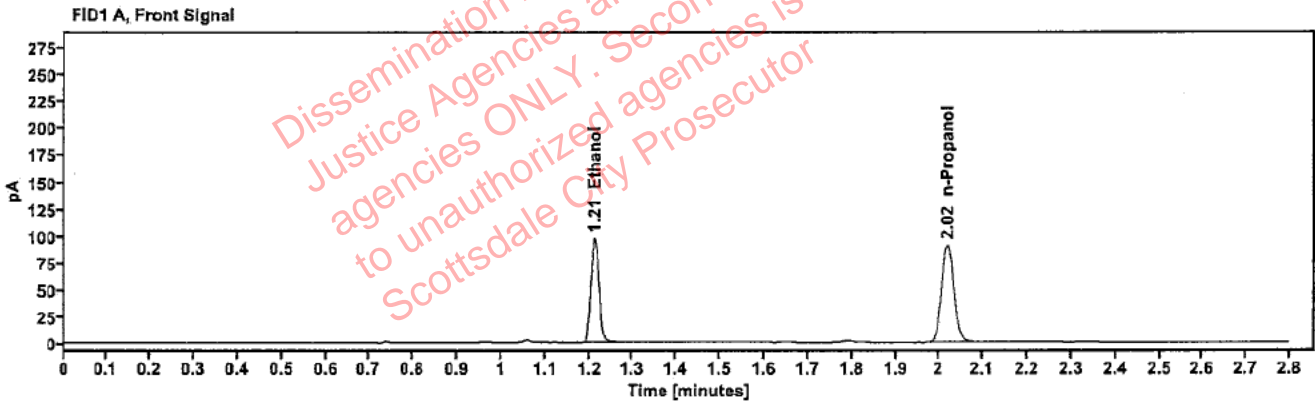


Table 1: FID 1 A (column DB-ALC1)

Compound	Amount (g/100mL)	Time (min)	Peak Area
>Ethanol	0.1971	1.213	124.399
n-Propanol	---	2.019	180.176

Table 2: FID 2 B (column DB-ALC2)

Compound	Time (min)	Peak Area
Ethanol	1.362	136.533
n-Propanol	2.441	194.883

Scottsdale Police Department Crime Lab Volatiles Analysis

Sample:	TUBE00004	Vial:	13
Description:	[REDACTED]	LIMS ID:	[REDACTED]
Method:	ethanol quant.M	Sequence:	21Feb24
Instrument:	US14173023 CN14160045	Injection date:	2/21/2024 12:57:35 PM
Data file:	C:\Chem32\1\Data\21Feb24\13.D	Analyst:	Brooke

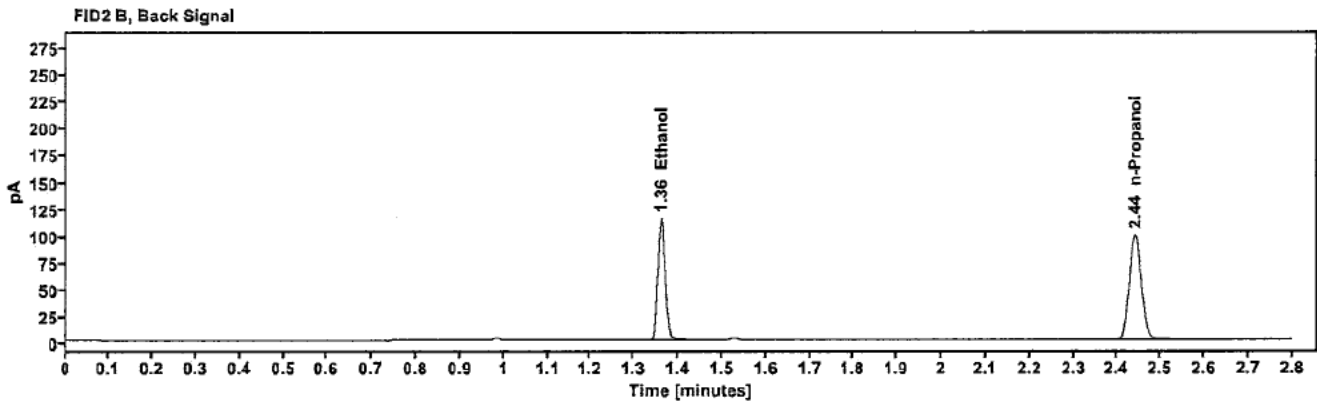
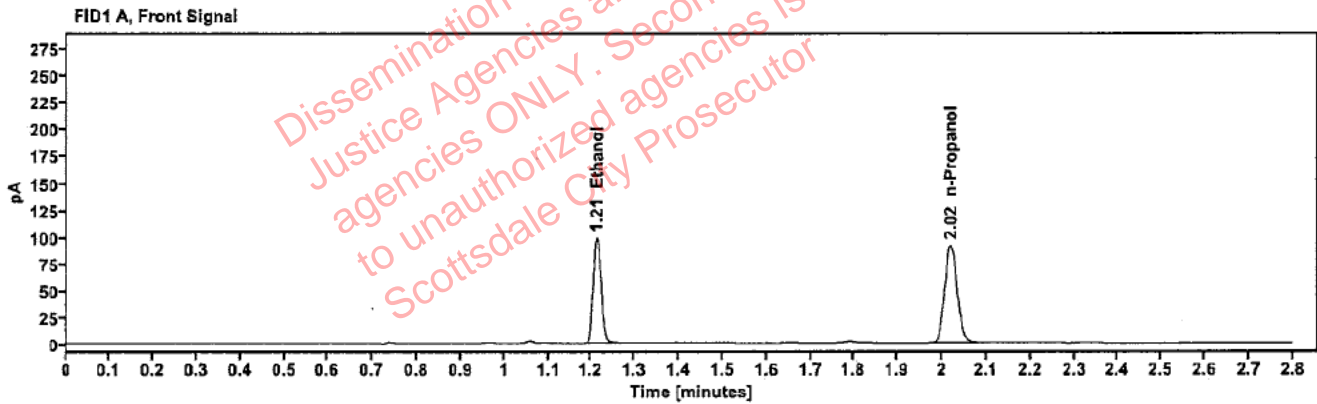


Table 1: FID 1 A (column DB-ALC1)

Compound	Amount (g/100mL)	Time (min)	Peak Area
>Ethanol	0.1978	1.212	126.069
n-Propanol	---	2.019	181.942

Table 2: FID 2 B (column DB-ALC2)

Compound	Time (min)	Peak Area
Ethanol	1.361	138.019
n-Propanol	2.441	196.919

Scottsdale Police Department Crime Lab Volatiles Analysis

Sample:	TURF00003	Vial:	14
Description:	[REDACTED]	LIMS ID:	[REDACTED]
Method:	ethanol quant.M	Sequence:	21Feb24
Instrument:	US14173023 CN14160045	Injection date:	2/21/2024 1:01:35 PM
Data file:	C:\Chem32\1\Data\21Feb24\14.D	Analyst:	Brooke

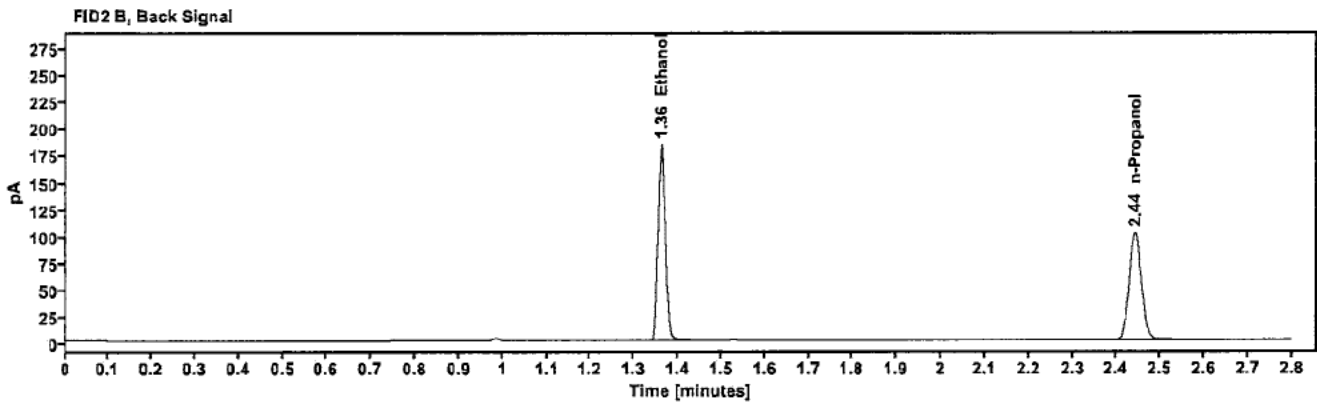
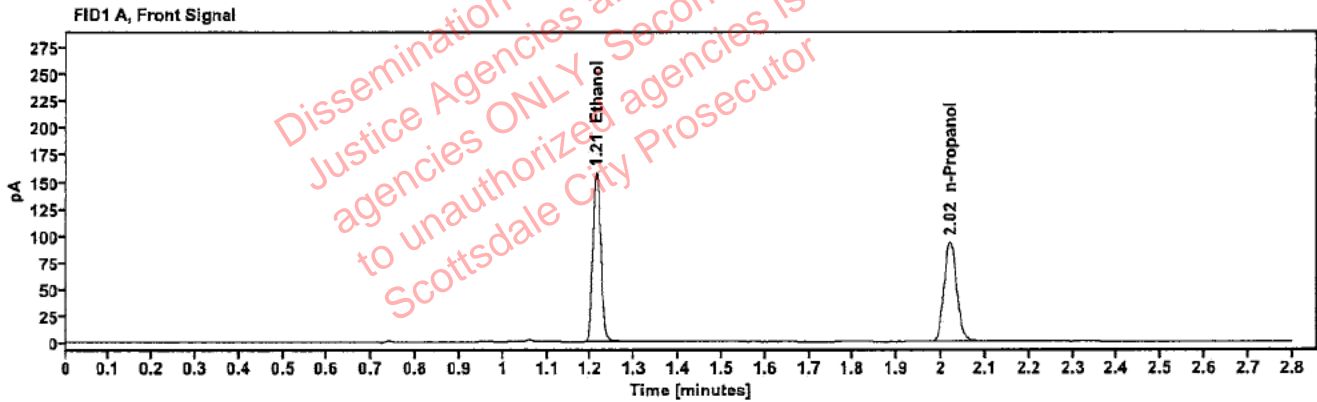


Table 1: FID 1 A (column DB-ALC1)

Compound	Amount (g/100mL)	Time (min)	Peak Area
>Ethanol	0.3094	1.212	202.222
n-Propanol	-----	2.019	186.516

Table 2: FID 2 B (column DB-ALC2)

Compound	Time (min)	Peak Area
Ethanol	1.362	222.685
n-Propanol	2.442	201.778

Scottsdale Police Department Crime Lab Volatiles Analysis

Sample:	TUBE00003	Vial:	15
Description:		LIMS ID:	
Method:	ethanol quant.M	Sequence:	21Feb24
Instrument:	US14173023 CN14160045	Injection date:	2/21/2024 1:05:35 PM
Data file:	C:\Chem32\1\Data\21Feb24\15.D	Analyst:	Brooke

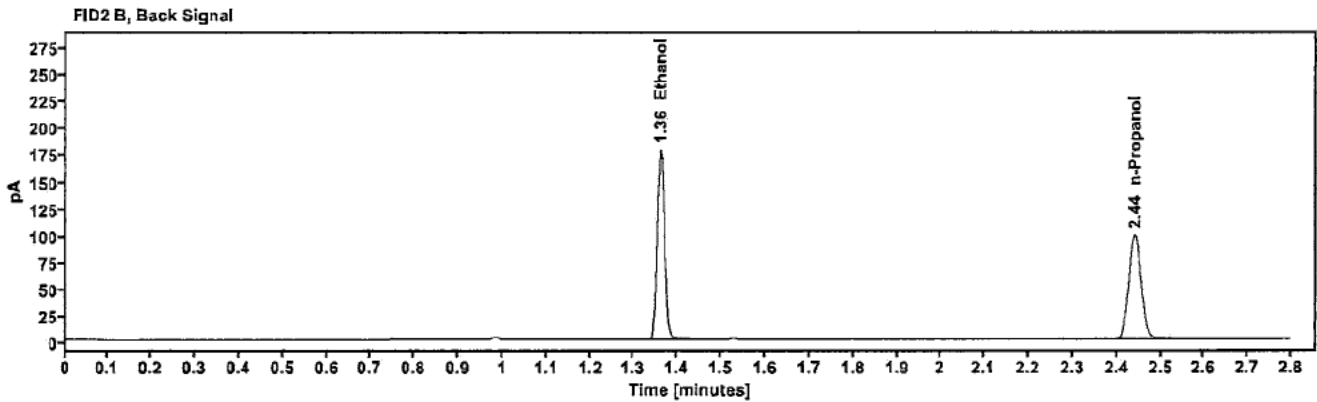
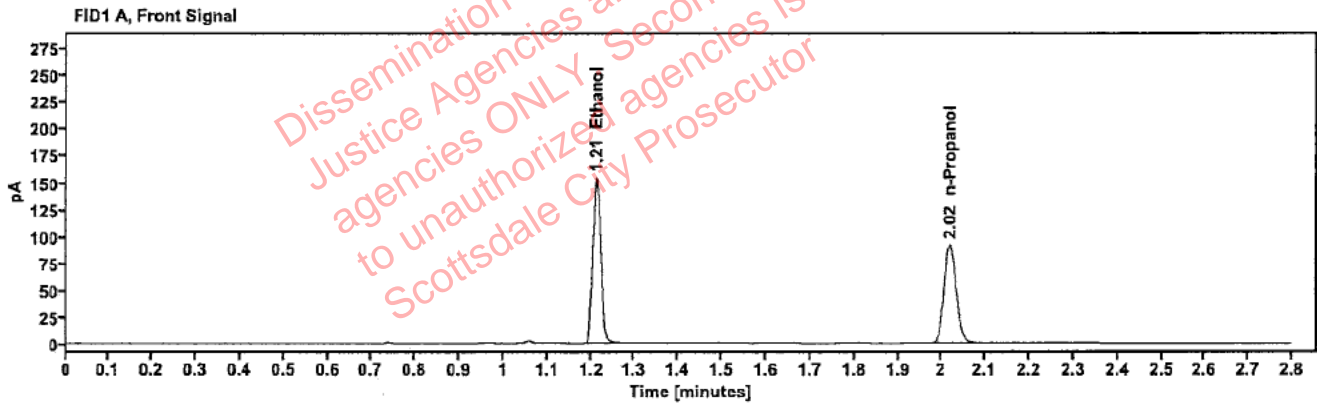


Table 1: FID 1 A (column DB-ALC1)

Compound	Amount (g/100mL)	Time (min)	Peak Area
>Ethanol	0.3070	1.212	196.376
n-Propanol	---	2.019	182.509

Table 2: FID 2 B (column DB-ALC2)

Compound	Time (min)	Peak Area
Ethanol	1.361	215.592
n-Propanol	2.441	197.287

Scottsdale Police Department Crime Lab Volatiles Analysis

Sample:	TUBE00001	Vial:	16
Description:	[REDACTED]	LIMS ID:	[REDACTED]
Method:	ethanol quant.M	Sequence:	21Feb24
Instrument:	US14173023 CN14160045	Injection date:	2/21/2024 1:09:35 PM
Data file:	C:\Chem32\1\Data\21Feb24\16.D	Analyst:	Brooke

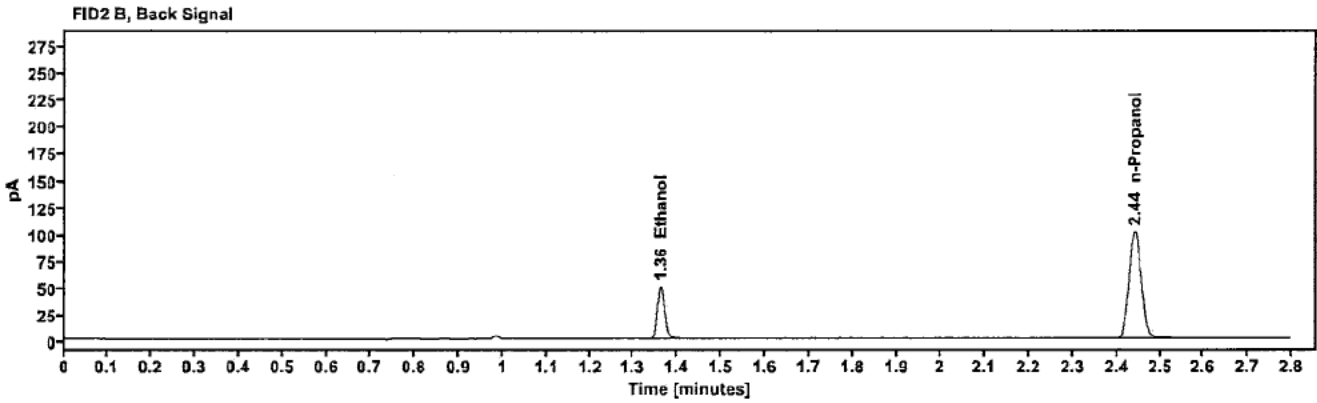
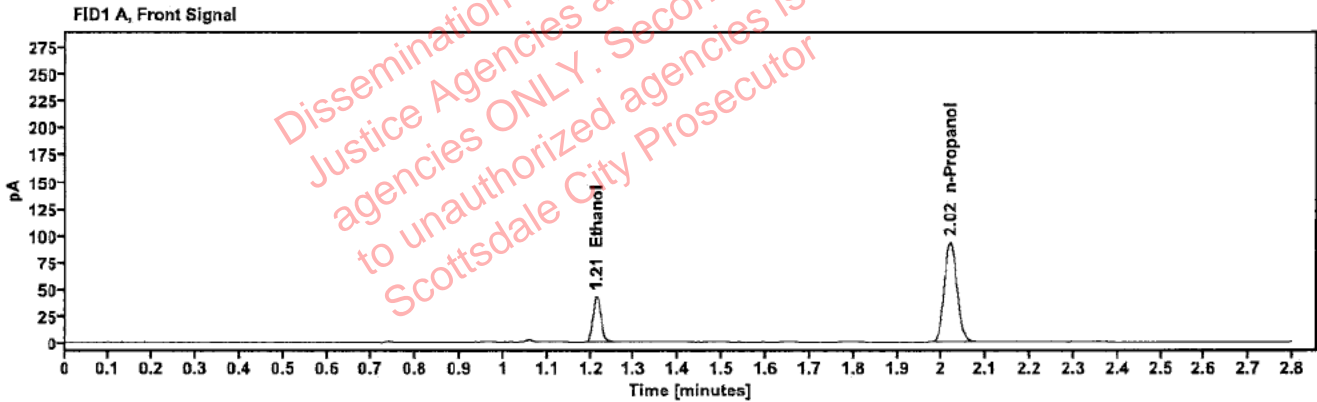


Table 1: FID 1 A (column DB-ALC1)

Compound	Amount (g/100mL)	Time (min)	Peak Area
>Ethanol	0.0838	1.213	54.604
n-Propanol	---	2.019	186.203

Table 2: FID 2 B (column DB-ALC2)

Compound	Time (min)	Peak Area
Ethanol	1.362	59.709
n-Propanol	2.441	201.841

[REDACTED] : Brooke, Phillip - (23-Feb-2024)

User: pbrooke 2/23/2024

Scottsdale Police Department Crime Lab Volatiles Analysis

Sample:	TUBE00001	Vial:	17
Description:	[REDACTED]	LIMS ID:	[REDACTED]
Method:	ethanol quant.M	Sequence:	21Feb24
Instrument:	US14173023 CN14160045	Injection date:	2/21/2024 1:13:35 PM
Data file:	C:\Chem32\1\Data\21Feb24\17.D	Analyst:	Brooke

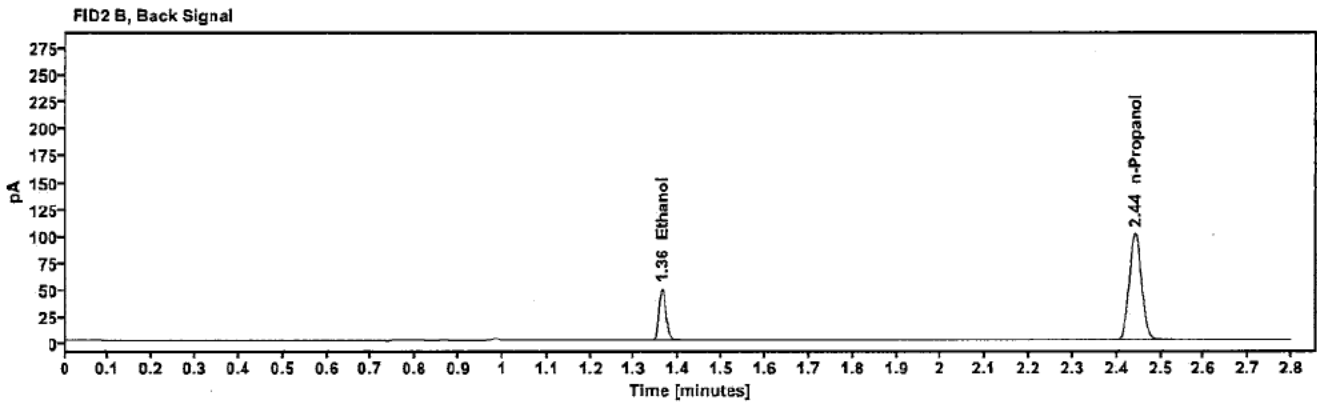
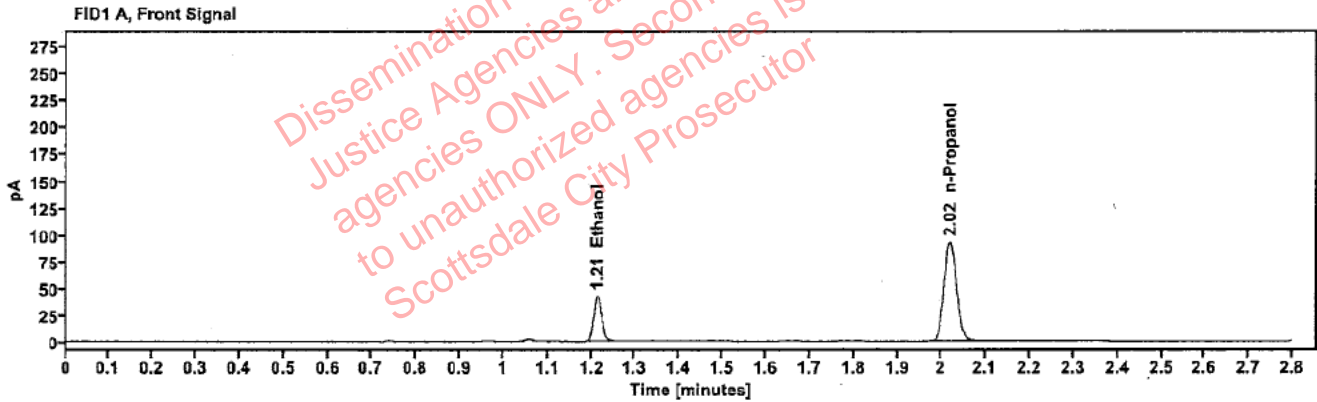


Table 1: FID 1 A (column DB-ALC1)

Compound	Amount (g/100mL)	Time (min)	Peak Area
>Ethanol	0.0841	1.213	54.478
n-Propanol	---	2.019	185.196

Table 2: FID 2 B (column DB-ALC2)

Compound	Time (min)	Peak Area
Ethanol	1.362	59.534
n-Propanol	2.441	200.358

Scottsdale Police Department Crime Lab Volatiles Analysis

Sample:	TUBE00002	Vial:	18
Description:	[REDACTED]	LIMS ID:	[REDACTED]
Method:	ethanol quant.M	Sequence:	21Feb24
Instrument:	US14173023 CN14160045	Injection date:	2/21/2024 1:17:34 PM
Data file:	C:\Chem32\1\Data\21Feb24\18.D	Analyst:	Brooke

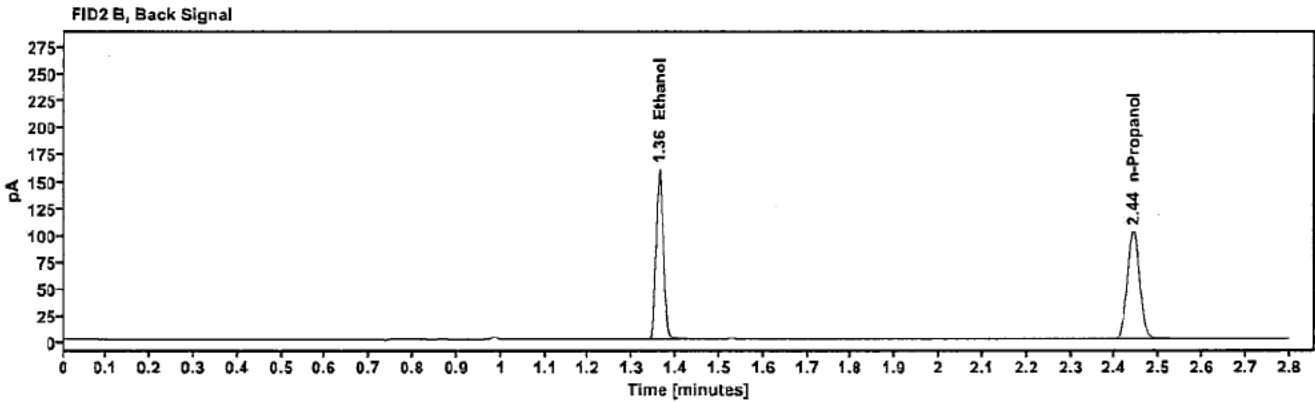
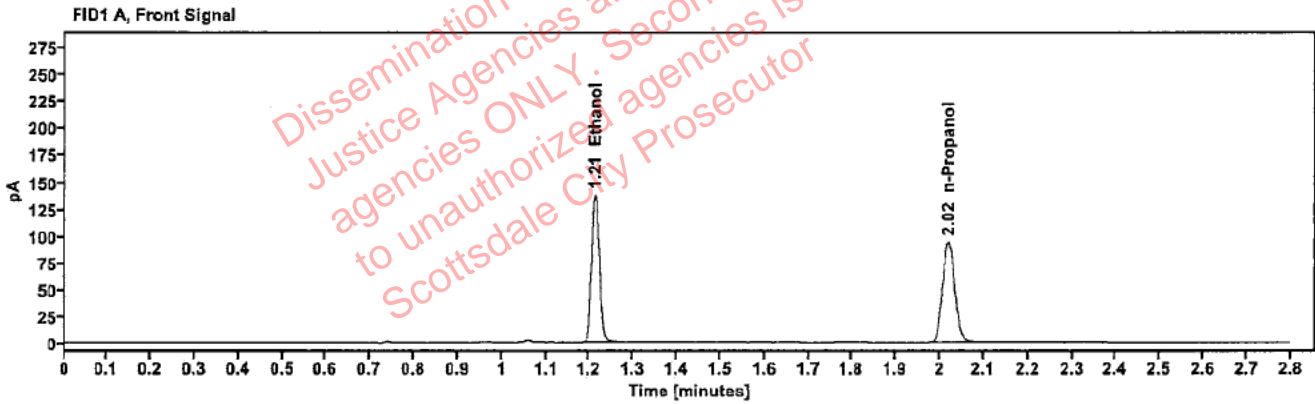


Table 1: FID 1 A (column DB-ALC1)

Compound	Amount (g/100mL)	Time (min)	Peak Area
>Ethanol	0.2679	1.213	176.291
n-Propanol	—	2.019	187.748

Table 2: FID 2 B (column DB-ALC2)

Compound	Time (min)	Peak Area
Ethanol	1.362	193.397
n-Propanol	2.442	203.008

Scottsdale Police Department Crime Lab Volatiles Analysis

Sample:	TUBE00002	Vial:	19
Description:	[REDACTED]	LIMS ID:	[REDACTED]
Method:	ethanol quant.M	Sequence:	21Feb24
Instrument:	US14173023 CN14160045	Injection date:	2/21/2024 1:21:50 PM
Data file:	C:\Chem32\1\Data\21Feb24\19.D	Analyst:	Brooke

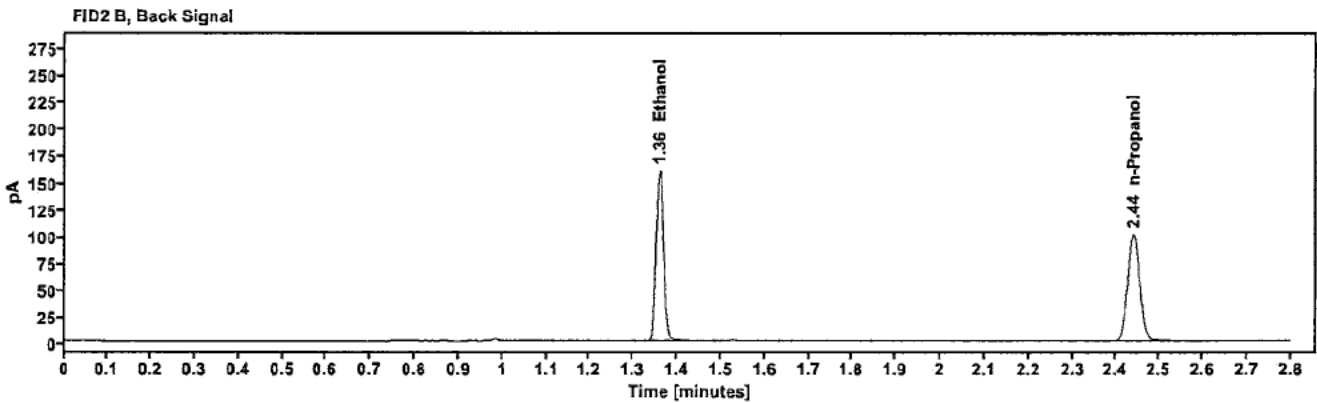
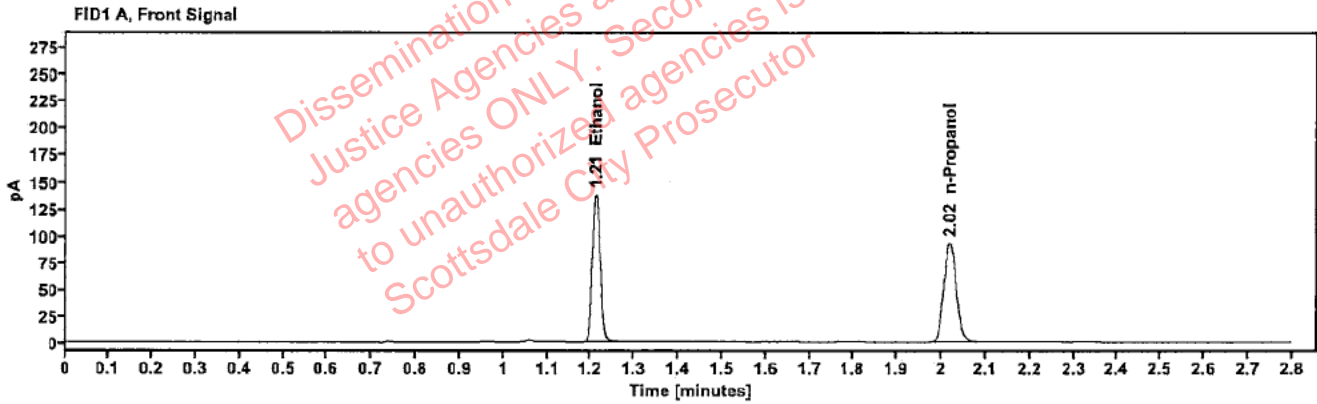


Table 1: FID 1 A (column DB-ALC1)

Compound	Amount (g/100mL)	Time (min)	Peak Area
>Ethanol	0.2696	1.211	175.510
n-Propanol	---	2.018	185.746

Table 2: FID 2 B (column DB-ALC2)

Compound	Time (min)	Peak Area
Ethanol	1.360	192.693
n-Propanol	2.440	201.045

Brooke, Phillip - (23-Feb-2024)

User: pbrooke 2/23/2024

Scottsdale Police Department Crime Lab Volatiles Analysis

Sample:	436-01N.B.	Vial:	21
Description:		LIMS ID:	
Method:	ethanol quant.M	Sequence:	21Feb24
Instrument:	US14173023 CN14160045	Injection date:	2/21/2024 1:29:49 PM
Data file:	C:\Chem32\1\Data\21Feb24\21.D	Analyst:	Brooke

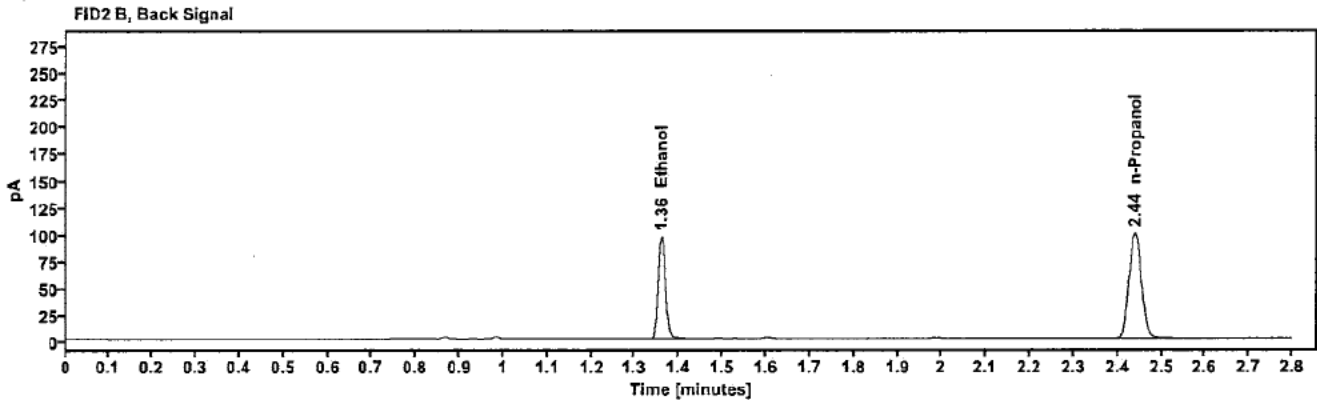
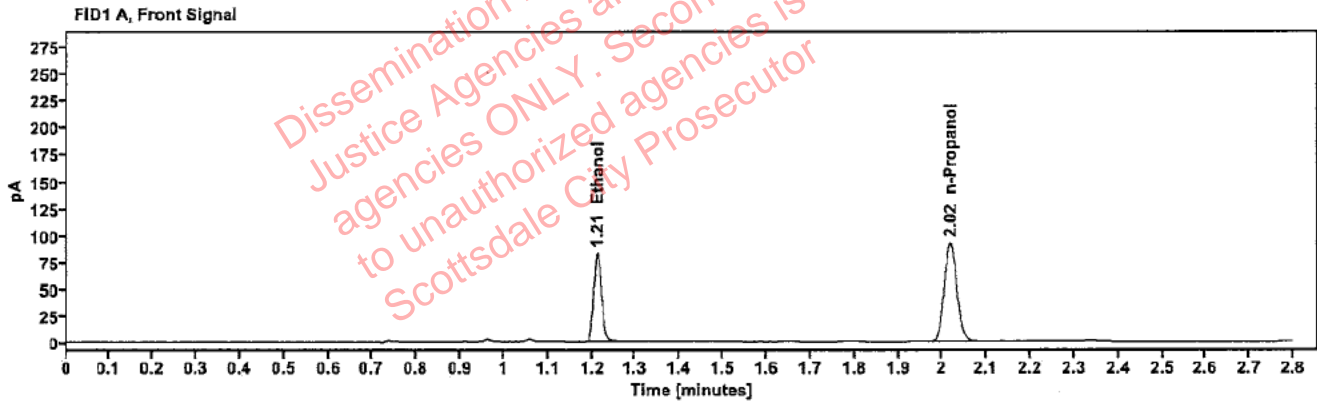


Table 1: FID 1 A (column DB-ALC1)

Compound	Amount (g/100mL)	Time (min)	Peak Area
>Ethanol	0.1645	1.212	105.782
n-Propanol	-----	2.017	183.605

Table 2: FID 2 B (column DB-ALC2)

Compound	Time (min)	Peak Area
Ethanol	1.360	116.055
n-Propanol	2.439	197.880

Scottsdale Police Department Crime Lab Volatiles Analysis

Sample:	436-01N.B.	Vial:	22
Description:	[REDACTED]	LIMS ID:	[REDACTED]
Method:	ethanol quant.M	Sequence:	21Feb24
Instrument:	US14173023 CN14160045	Injection date:	2/21/2024 1:33:50 PM
Data file:	C:\Chem32\1\Data\21Feb24\22.D	Analyst:	Brooke

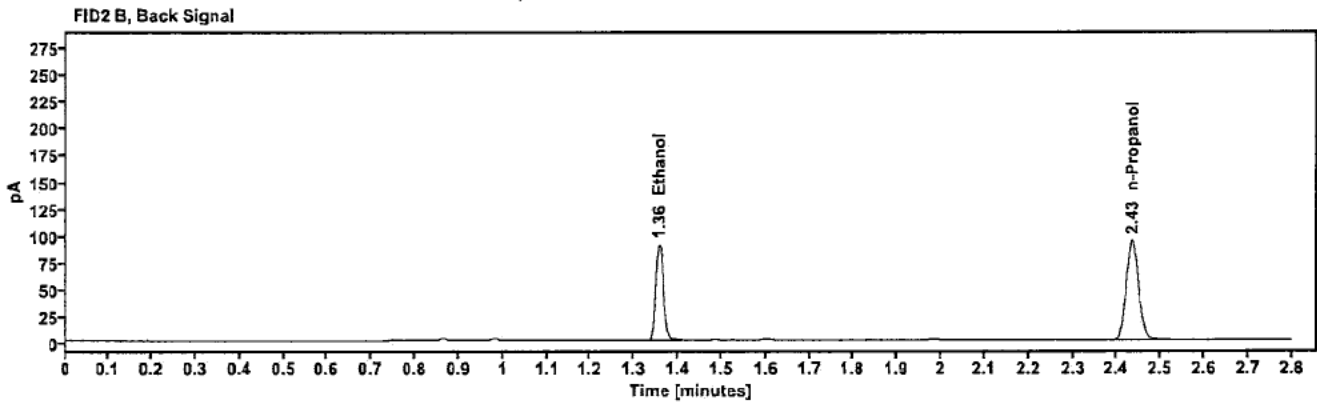
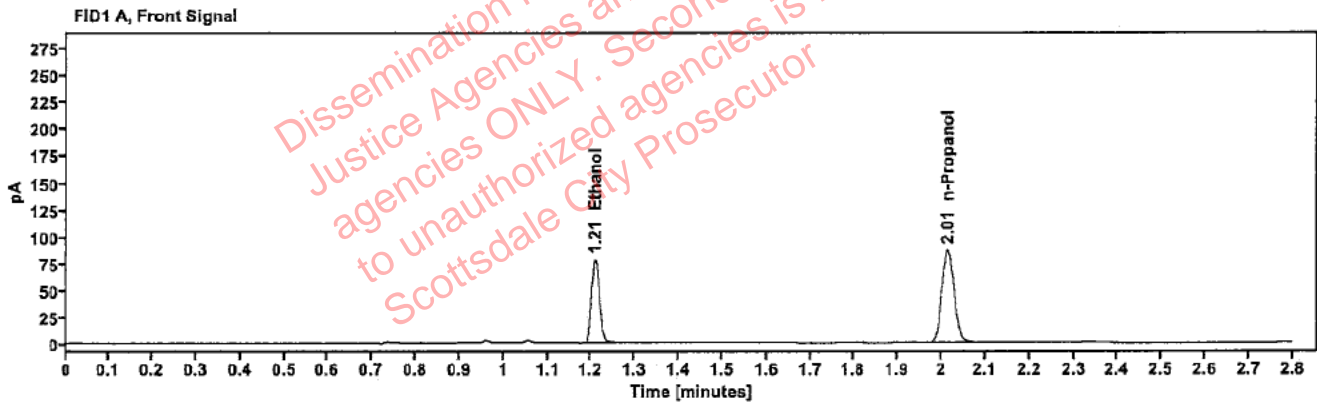


Table 1: FID 1 A (column DB-ALC1)

Compound	Amount (g/100mL)	Time (min)	Peak Area
>Ethanol	0.1630	1.209	98.992
n-Propanol	-----	2.014	173.422

Table 2: FID 2 B (column DB-ALC2)

Compound	Time (min)	Peak Area
Ethanol	1.356	108.522
n-Propanol	2.435	186.883

Scottsdale Police Department Crime Lab Volatiles Analysis

Sample:	347-01C.H.	Vial:	23
Description:	[REDACTED]	LIMS ID:	[REDACTED]
Method:	ethanol quant.M	Sequence:	21Feb24
Instrument:	US14173023 CN14160045	Injection date:	2/21/2024 1:37:50 PM
Data file:	C:\Chem32\1\Data\21Feb24\23.D	Analyst:	Brooke

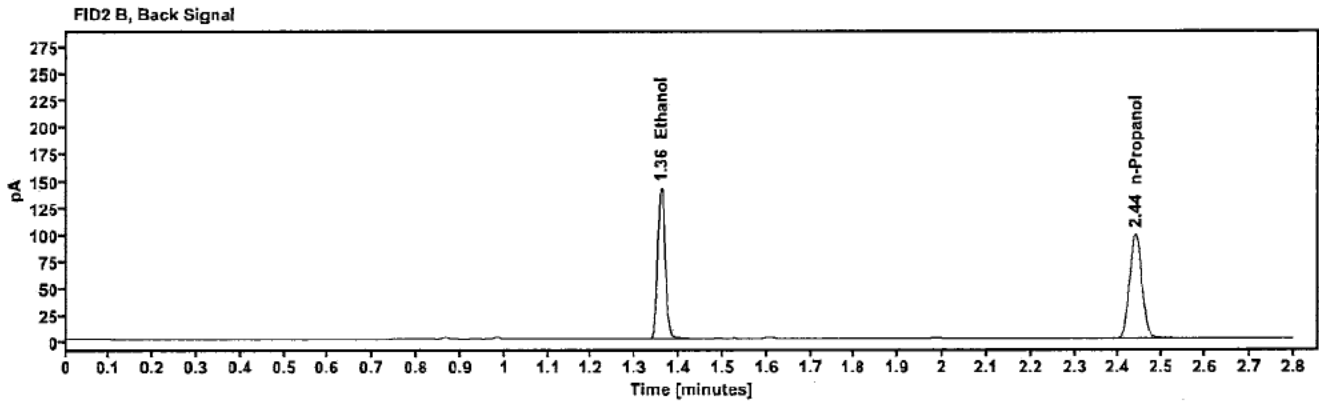
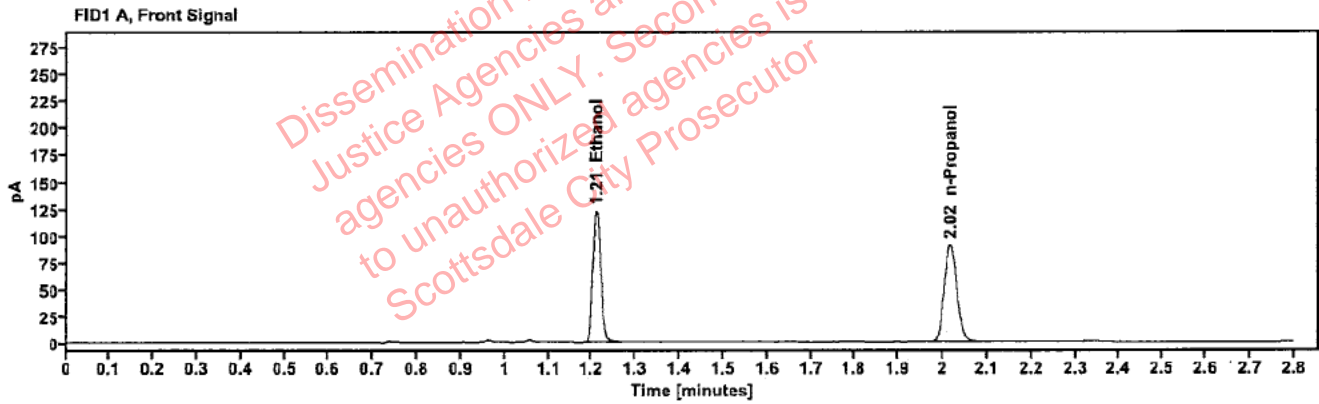


Table 1: FID 1 A (column DB-ALC1)

Compound	Amount (g/100mL)	Time (min)	Peak Area
>Ethanol	0.2451	1.211	155.679
n-Propanol	—	2.017	181.279

Table 2: FID 2 B (column DB-ALC2)

Compound	Time (min)	Peak Area
Ethanol	1.359	170.945
n-Propanol	2.438	195.541

Scottsdale Police Department Crime Lab Volatiles Analysis

Sample:	347-01C.H.	Vial:	24
Description:	[REDACTED]	LIMS ID:	[REDACTED]
Method:	ethanol quant.M	Sequence:	21Feb24
Instrument:	US14173023 CN14160045	Injection date:	2/21/2024 1:41:50 PM
Data file:	C:\Chem32\1\Data\21Feb24\24.D	Analyst:	Brooke

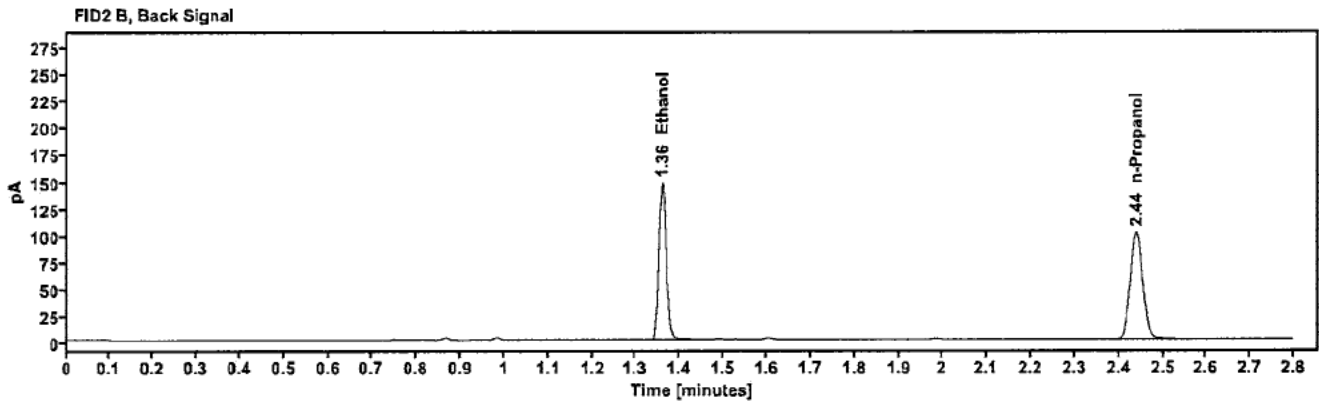
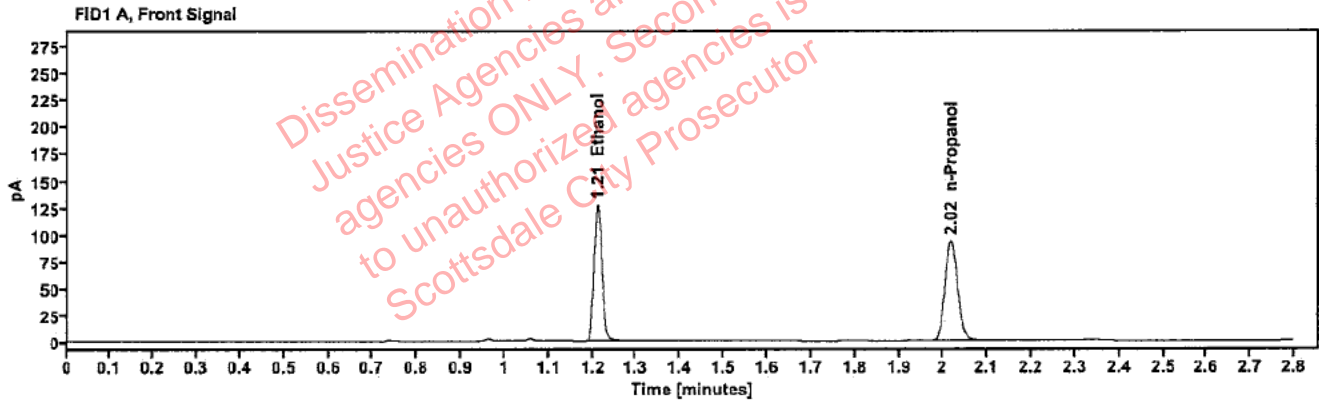


Table 1: FID 1 A (column DB-ALC1)

Compound	Amount (g/100mL)	Time (min)	Peak Area
>Ethanol	0.2470	1.211	161.538
n-Propanol	---	2.018	186.627

Table 2: FID 2 B (column DB-ALC2)

Compound	Time (min)	Peak Area
Ethanol	1.360	177.423
n-Propanol	2.439	201.260

Scottsdale Police Department Crime Lab Volatiles Analysis

Sample:	433-01E.F.	Vial:	25
Description:	[REDACTED]	LIMS ID:	[REDACTED]
Method:	ethanol quant.M	Sequence:	21Feb24
Instrument:	US14173023 CN14160045	Injection date:	2/21/2024 1:46:04 PM
Data file:	C:\Chem32\1\Data\21Feb24\25.D	Analyst:	Brooke

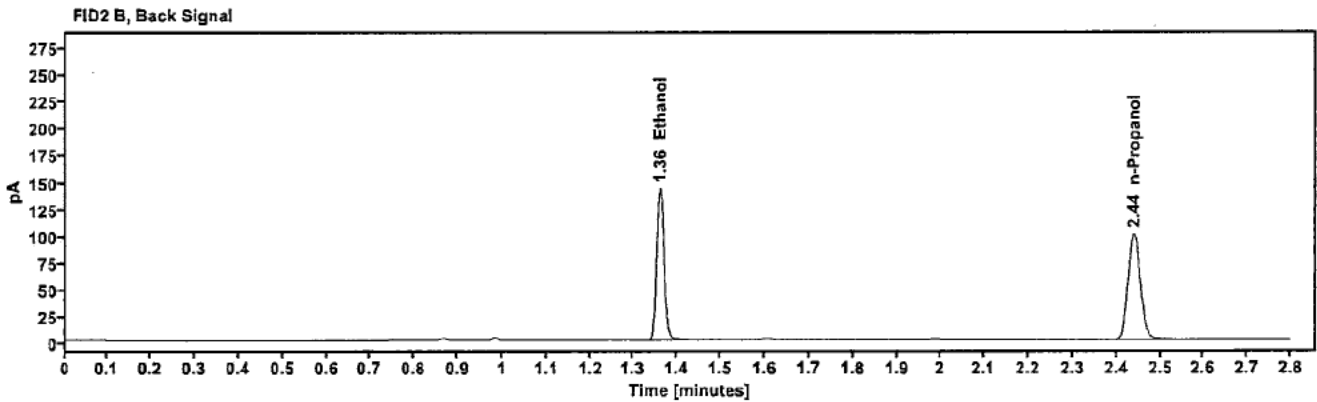
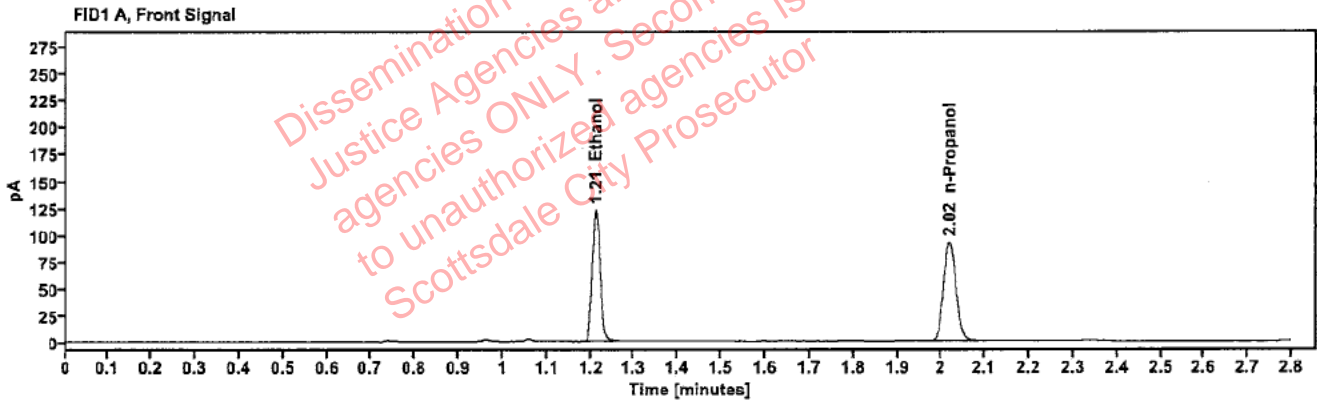


Table 1: FID 1 A (column DB-ALC1)

Compound	Amount (g/100mL)	Time (min)	Peak Area
>Ethanol	0.2439	1.212	156.950
n-Propanol	-----	2.018	183.657

Table 2: FID 2 B (column DB-ALC2)

Compound	Time (min)	Peak Area
Ethanol	1.360	172.044
n-Propanol	2.440	199.242

Scottsdale Police Department Crime Lab Volatiles Analysis

Sample:	433-01E.F	Vial:	26
Description:	[REDACTED]	LIMS ID:	[REDACTED]
Method:	ethanol quant.M	Sequence:	21Feb24
Instrument:	US14173023 CN14160045	Injection date:	2/21/2024 1:50:05 PM
Data file:	C:\Chem32\1\Data\21Feb24\26.D	Analyst:	Brooke

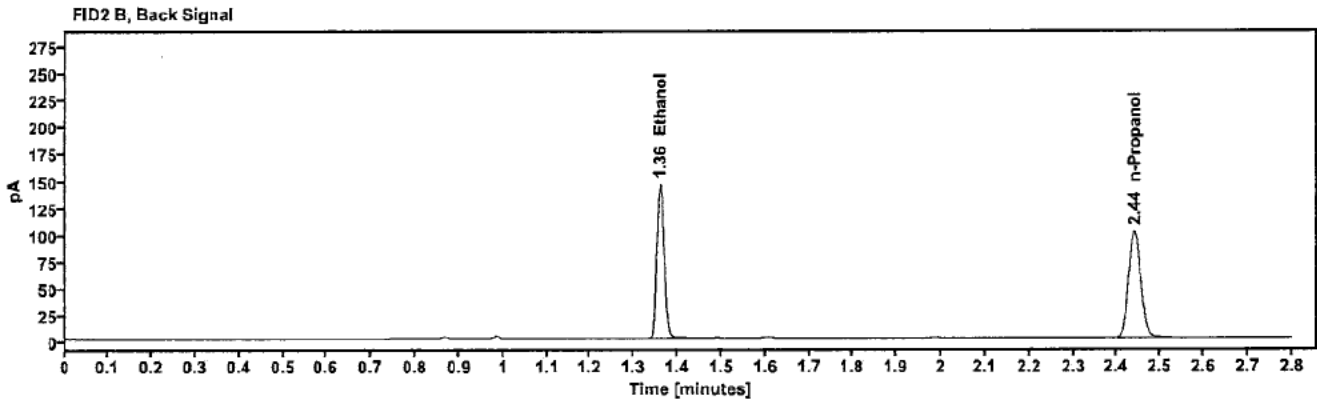
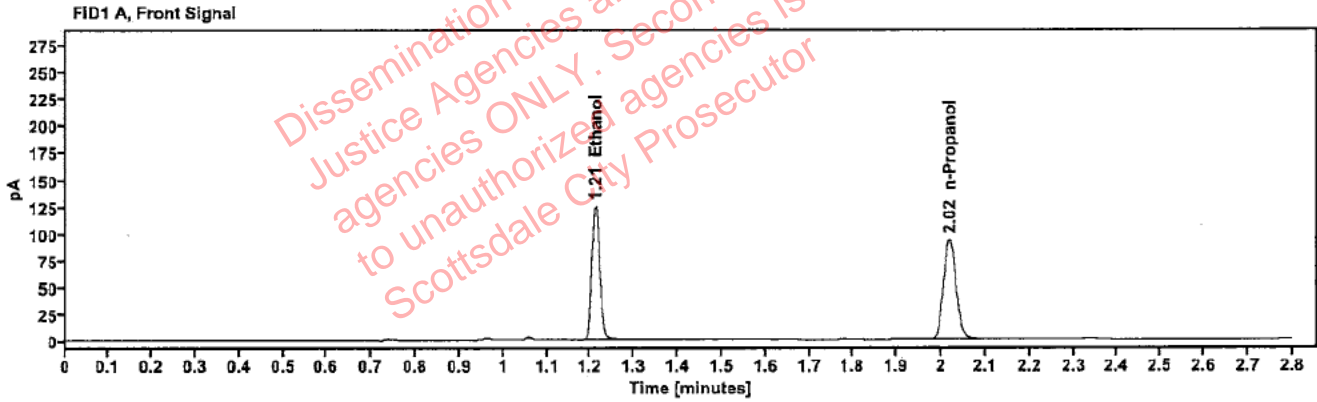


Table 1: FID 1 A (column DB-ALC1)

Compound	Amount (g/100mL)	Time (min)	Peak Area
>Ethanol	0.2448	1.211	159.163
n-Propanol	---	2.018	185.508

Table 2: FID 2 B (column DB-ALC2)

Compound	Time (min)	Peak Area
Ethanol	1.360	174.597
n-Propanol	2.440	201.439

Scottsdale Police Department Crime Lab Volatiles Analysis

Sample:	435-01M.C.	Vial:	27
Description:	[REDACTED]	LIMS ID:	[REDACTED]
Method:	ethanol quant.M	Sequence:	21Feb24
Instrument:	US14173023 CN14160045	Injection date:	2/21/2024 1:54:05 PM
Data file:	C:\Chem32\1\Data\21Feb24\27.D	Analyst:	Brooke

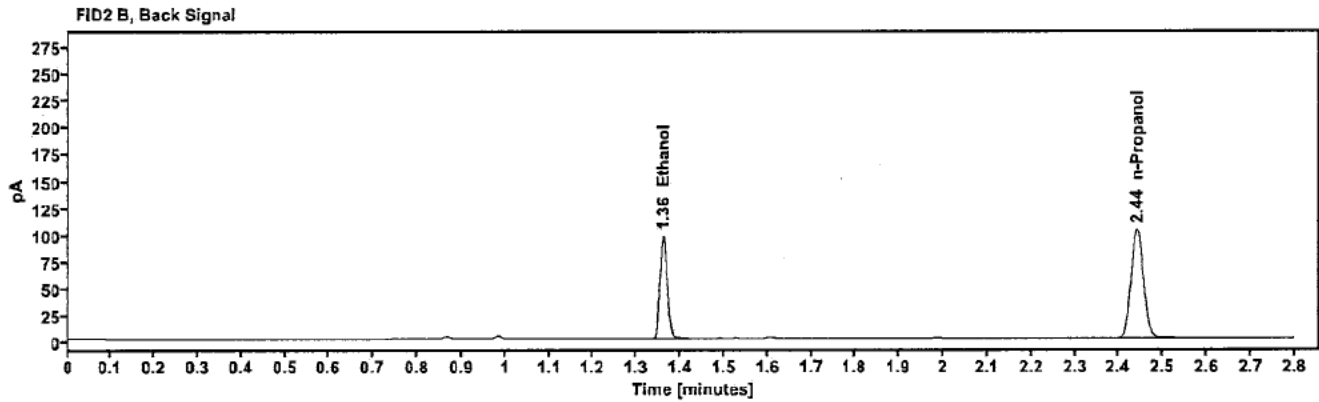
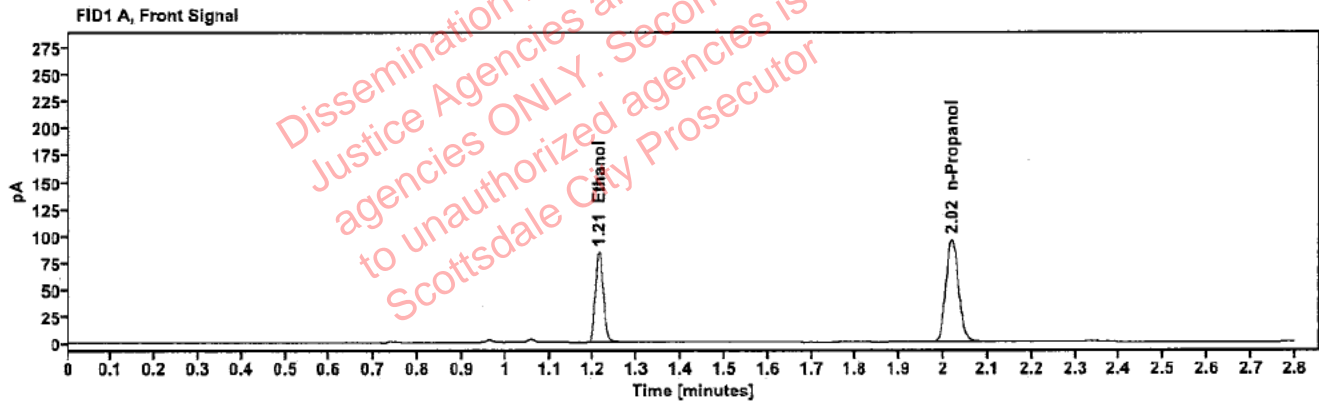


Table 1: FID 1 A (column DB-ALC1)

Compound	Amount (g/100mL)	Time (min)	Peak Area
>Ethanol	0.1602	1.212	107.027
n-Propanol	---	2.018	190.665

Table 2: FID 2 B (column DB-ALC2)

Compound	Time (min)	Peak Area
Ethanol	1.361	117.675
n-Propanol	2.440	204.770

Scottsdale Police Department Crime Lab Volatiles Analysis

Sample:	435-01M.C.	Vial:	28
Description:	[REDACTED]	LIMS ID:	[REDACTED]
Method:	ethanol quant.M	Sequence:	21Feb24
Instrument:	US14173023 CN14160045	Injection date:	2/21/2024 1:58:04 PM
Data file:	C:\Chem32\1\Data\21Feb24\28.D	Analyst:	Brooke

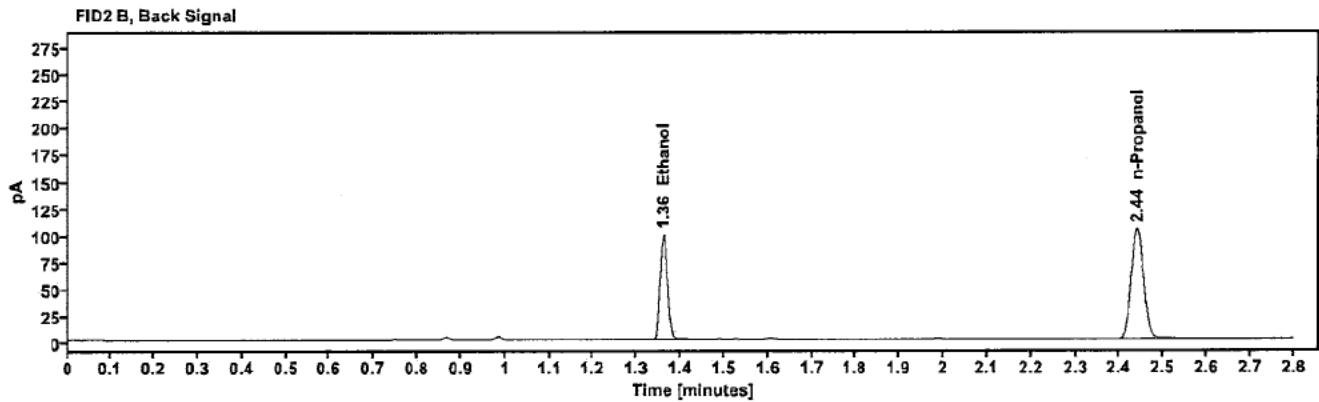
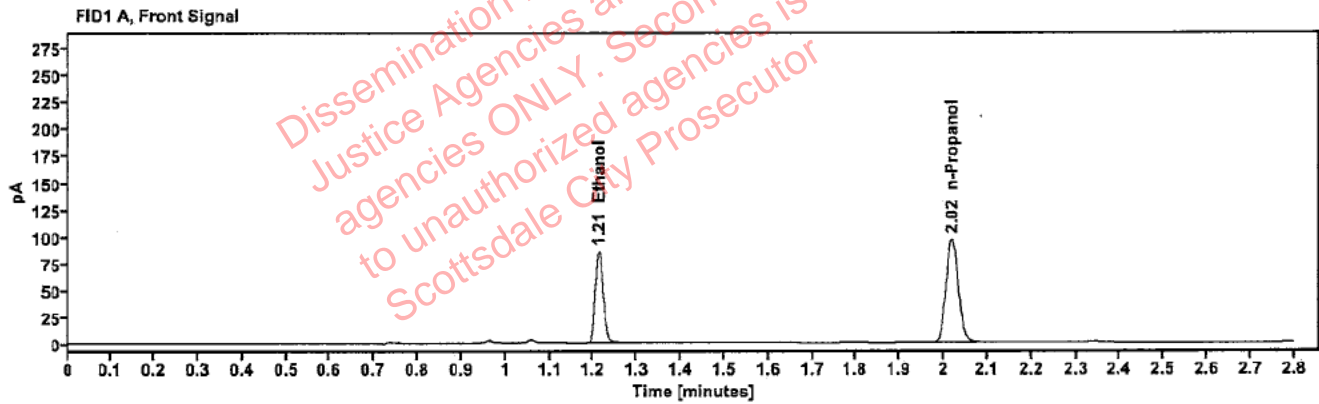


Table 1: FID 1 A (column DB-ALC1)

Compound	Amount (g/100mL)	Time (min)	Peak Area
>Ethanol	0.1608	1.212	108.990
n-Propanol	---	2.018	193.540

Table 2: FID 2 B (column DB-ALC2)

Compound	Time (min)	Peak Area
Ethanol	1.361	119.483
n-Propanol	2.441	207.592

Scottsdale Police Department Crime Lab Volatiles Analysis

Sample:	404-01P.S.	Vial:	29
Description:	[REDACTED]	LIMS ID:	[REDACTED]
Method:	ethanol quant.M	Sequence:	21Feb24
Instrument:	US14173023 CN14160045	Injection date:	2/21/2024 2:02:05 PM
Data file:	C:\Chem32\1\Data\21Feb24\29.D	Analyst:	Brooke

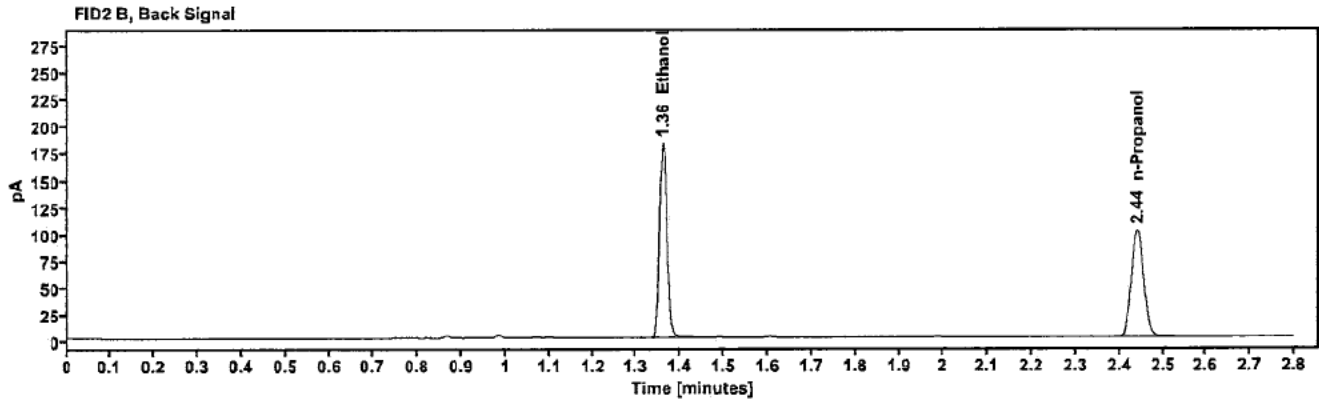
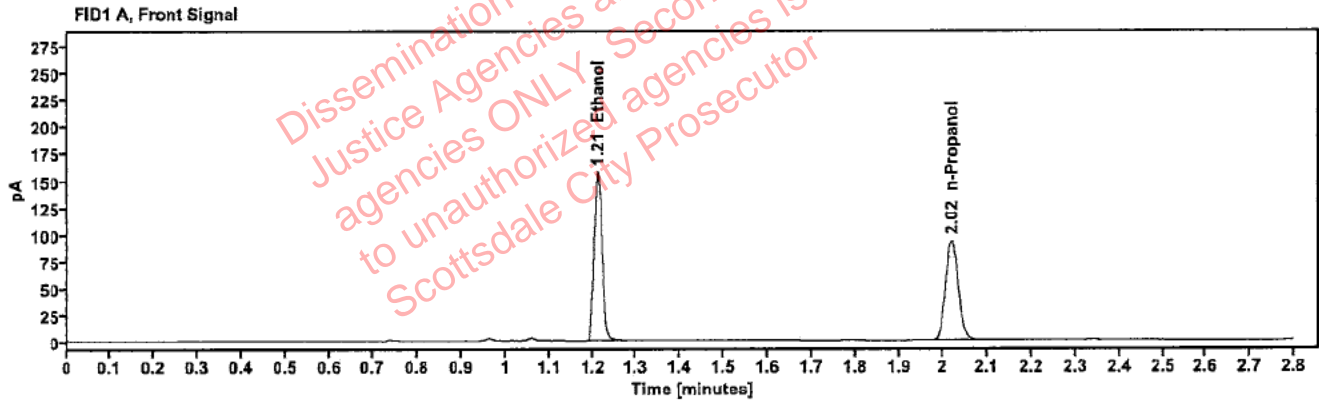


Table 1: FID 1 A (column DB-ALC1)

Compound	Amount (g/100mL)	Time (min)	Peak Area
>Ethanol	0.3090	1.211	200.697
n-Propanol	-----	2.018	185.321

Table 2: FID 2 B (column DB-ALC2)

Compound	Time (min)	Peak Area
Ethanol	1.360	221.379
n-Propanol	2.440	200.851

Scottsdale Police Department Crime Lab Volatiles Analysis

Sample:	404-01P.S.	Vial:	30
Description:	[REDACTED]	LIMS ID:	[REDACTED]
Method:	ethanol quant.M	Sequence:	21Feb24
Instrument:	US14173023 CN14160045	Injection date:	2/21/2024 2:06:04 PM
Data file:	C:\Chem32\1\Data\21Feb24\30.D	Analyst:	Brooke

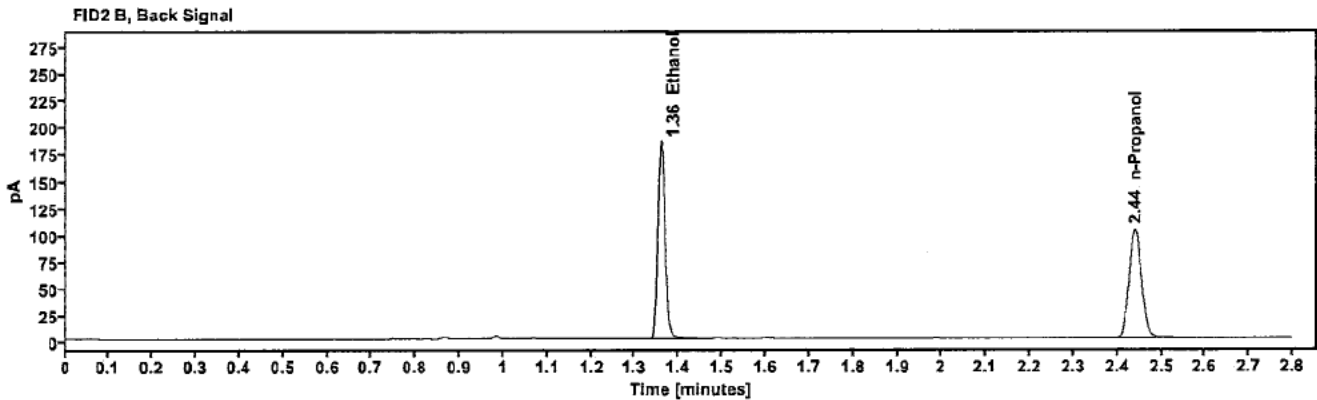
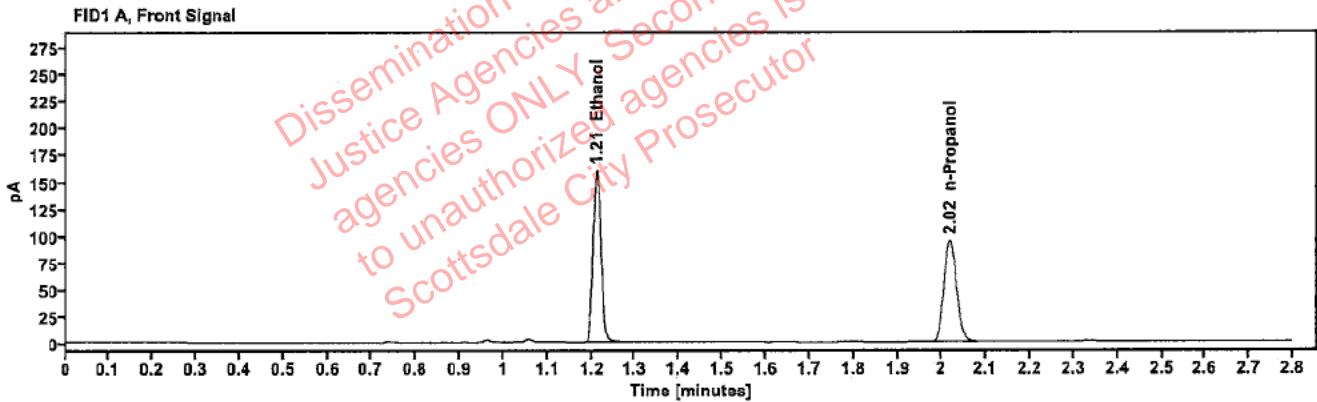


Table 1: FID 1 A (column DB-ALC1)

Compound	Amount (g/100mL)	Time (min)	Peak Area
>Ethanol	0.3085	1.211	203.676
n-Propanol	---	2.018	188.406

Table 2: FID 2 B (column DB-ALC2)

Compound	Time (min)	Peak Area
Ethanol	1.360	225.382
n-Propanol	2.440	204.070

Scottsdale Police Department Crime Lab Volatiles Analysis

Sample:	409-01A.S.	Vial:	32
Description:	[REDACTED]	LIMS ID:	[REDACTED]
Method:	ethanol quant.M	Sequence:	21Feb24
Instrument:	US14173023 CN14160045	Injection date:	2/21/2024 2:14:20 PM
Data file:	C:\Chem32\1\Data\21Feb24\32.D	Analyst:	Brooke

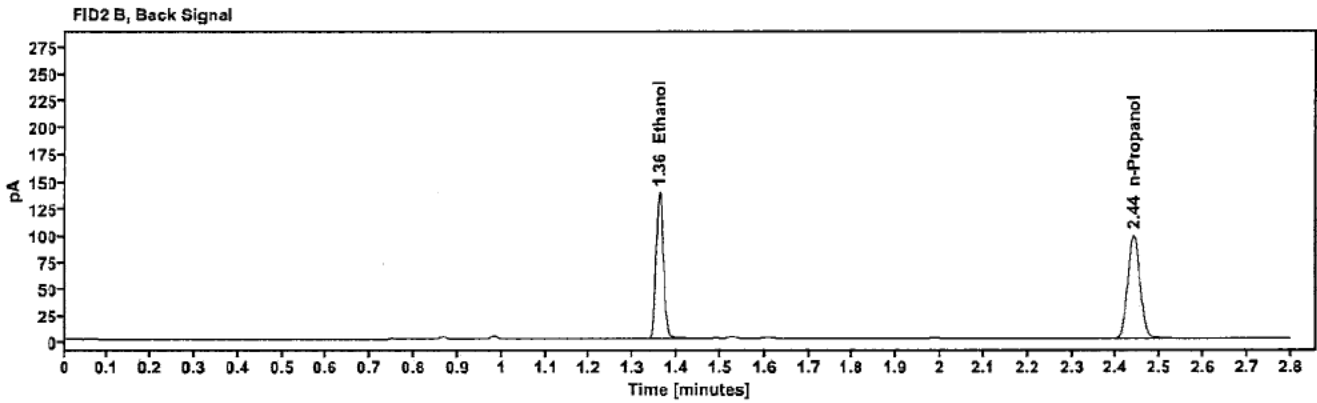
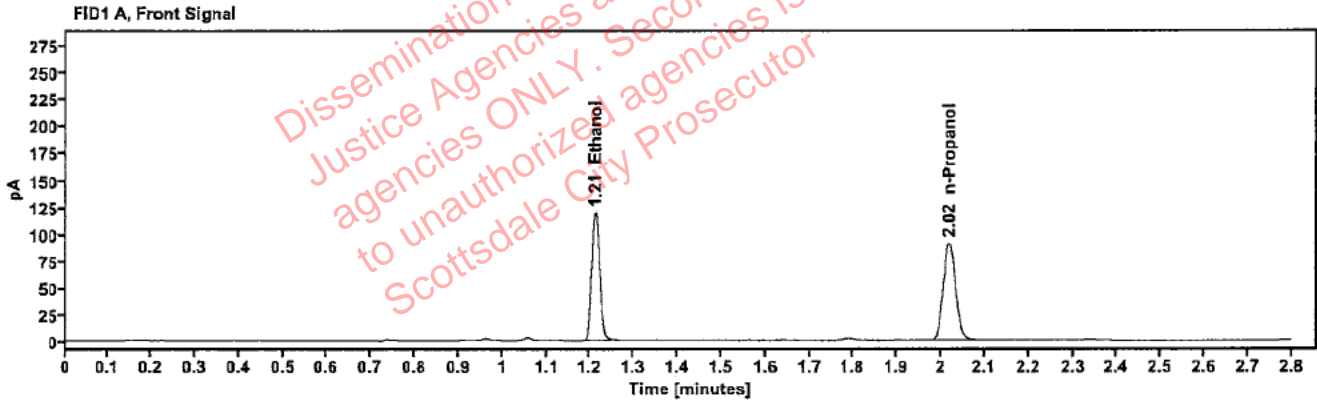


Table 1: FID 1 A (column DB-ALC1)

Compound	Amount (g/100mL)	Time (min)	Peak Area
>Ethanol	0.2383	1.211	151.612
n-Propanol	-----	2.018	181.600

Table 2: FID 2 B (column DB-ALC2)

Compound	Time (min)	Peak Area
Ethanol	1.360	166.428
n-Propanol	2.440	195.078

Scottsdale Police Department Crime Lab Volatiles Analysis

Sample:	409-01A.S.	Vial:	33
Description:	[REDACTED]	LIMS ID:	[REDACTED]
Method:	ethanol quant.M	Sequence:	21Feb24
Instrument:	US14173023 CN14160045	Injection date:	2/21/2024 2:18:20 PM
Data file:	C:\Chem32\1\Data\21Feb24\33.D	Analyst:	Brooke

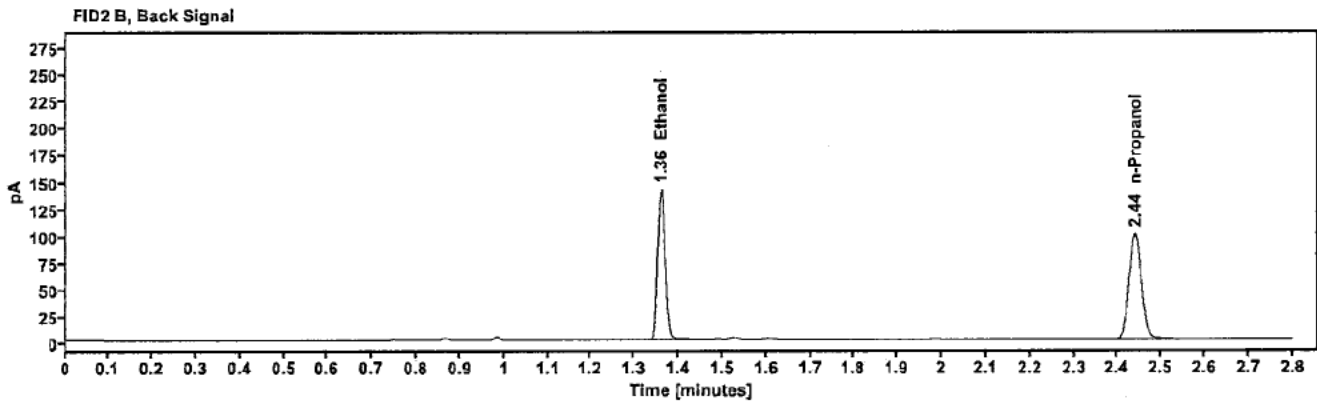
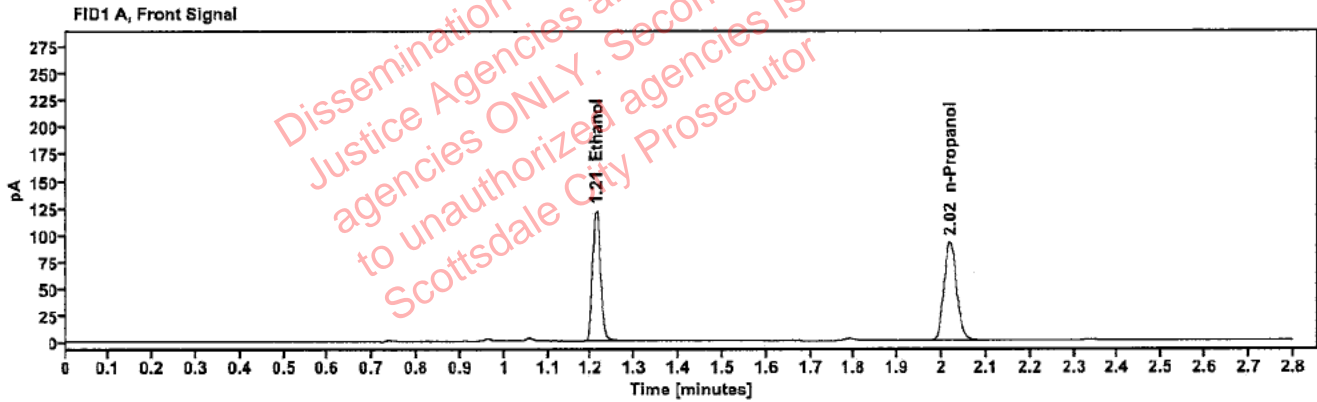


Table 1: FID 1 A (column DB-ALC1)

Compound	Amount (g/100mL)	Time (min)	Peak Area
>Ethanol	0.2401	1.212	155.724
n-Propanol	---	2.018	185.084

Table 2: FID 2 B (column DB-ALC2)

Compound	Time (min)	Peak Area
Ethanol	1.360	170.899
n-Propanol	2.440	199.019

Scottsdale Police Department Crime Lab Volatiles Analysis

Sample:	420-01L.C.	Vial:	34
Description:	[REDACTED]	LIMS ID:	[REDACTED]
Method:	ethanol quant.M	Sequence:	21Feb24
Instrument:	US14173023 CN14160045	Injection date:	2/21/2024 2:22:20 PM
Data file:	C:\Chem32\1\Data\21Feb24\34.D	Analyst:	Brooke

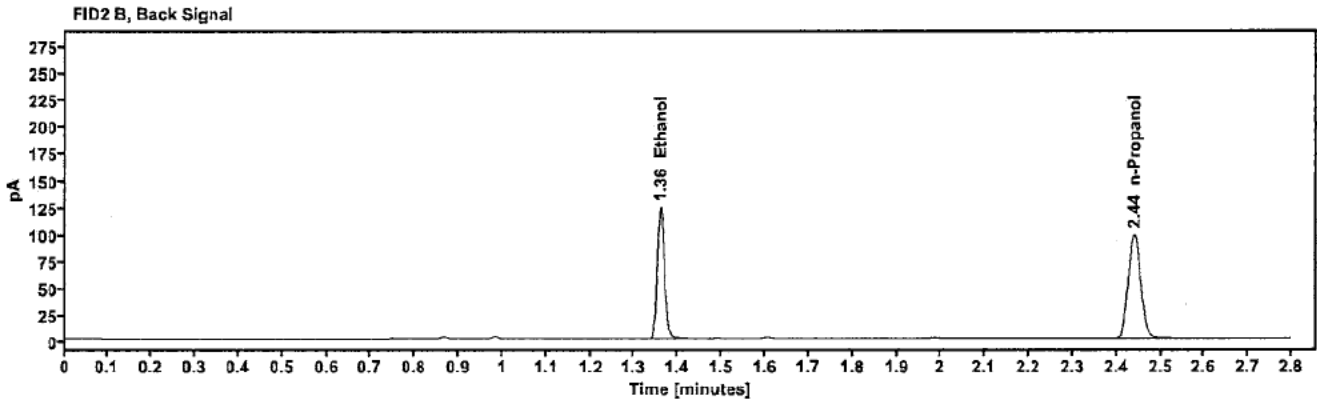
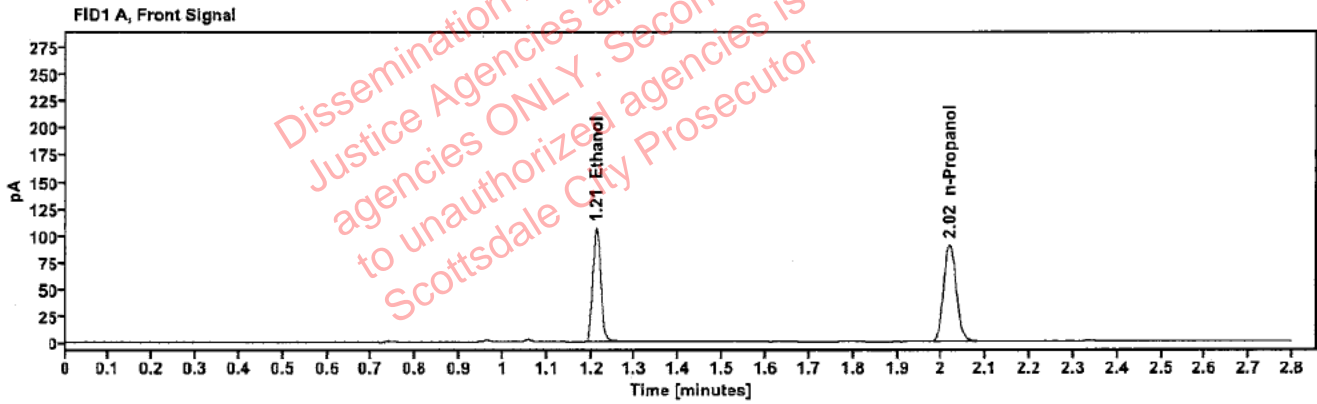


Table 1: FID 1 A (column DB-ALC1)

Compound	Amount (g/100mL)	Time (min)	Peak Area
>Ethanol	0.2149	1.212	135.865
n-Propanol	---	2.018	180.405

Table 2: FID 2 B (column DB-ALC2)

Compound	Time (min)	Peak Area
Ethanol	1.360	150.155
n-Propanol	2.440	195.616

Scottsdale Police Department Crime Lab Volatiles Analysis

Sample:	420-01L.C.	Vial:	25
Description:		LIMS ID:	
Method:	ethanol quant.M	Sequence:	21Feb24
Instrument:	US14173023 CN14160045	Injection date:	2/21/2024 2:26:19 PM
Data file:	C:\Chem32\1\Data\21Feb24\35.D	Analyst:	Brooke

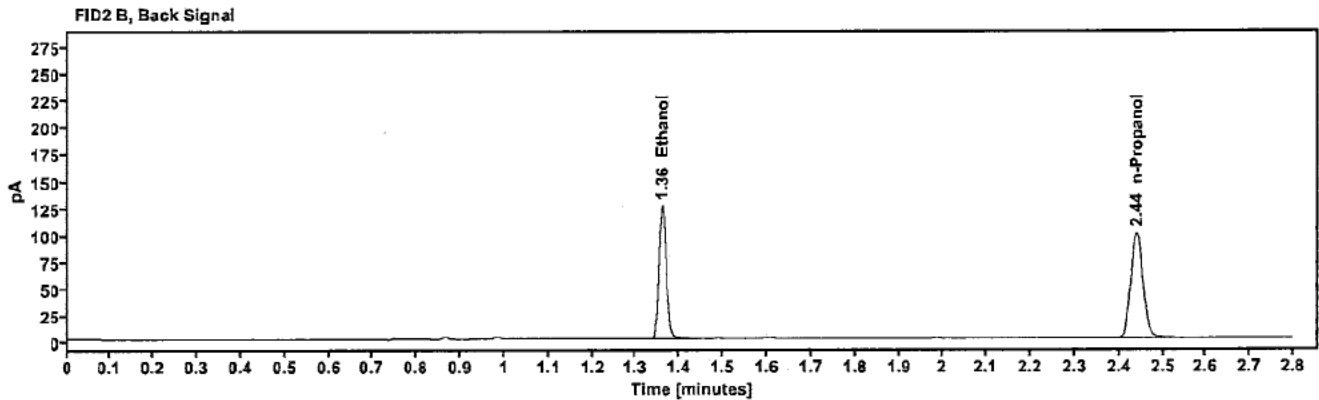
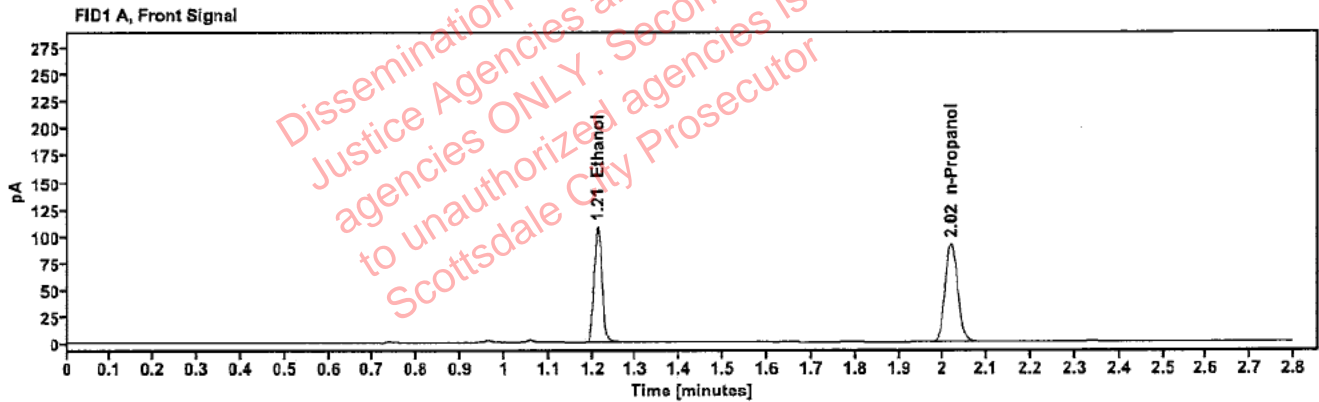


Table 1: FID 1 A (column DB-ALC1)

Compound	Amount (g/100mL)	Time (min)	Peak Area
>Ethanol	0.2137	1.212	137.303
n-Propanol	---	2.018	183.394

Table 2: FID 2 B (column DB-ALC2)

Compound	Time (min)	Peak Area
Ethanol	1.360	150.684
n-Propanol	2.440	197.742

Scottsdale Police Department Crime Lab Volatiles Analysis

Sample:	347-01E.A.	Vial:	36
Description:	[REDACTED]	LIMS ID:	[REDACTED]
Method:	ethanol quant.M	Sequence:	21Feb24
Instrument:	US14173023 CN14160045	Injection date:	2/21/2024 2:30:20 PM
Data file:	C:\Chem32\1\Data\21Feb24\36.D	Analyst:	Brooke

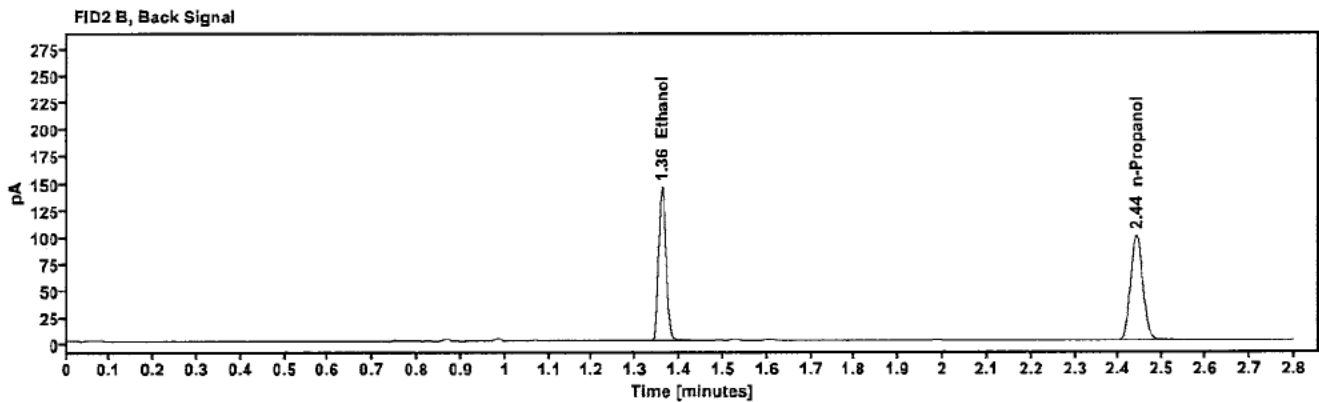
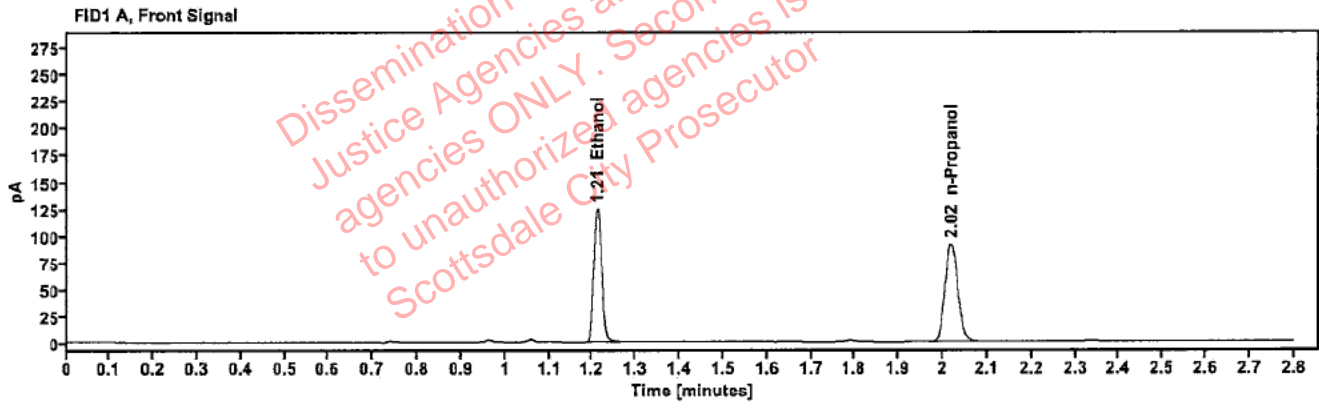


Table 1: FID 1 A (column DB-ALC1)

Compound	Amount (g/100mL)	Time (min)	Peak Area
>Ethanol	0.2478	1.212	158.473
n-Propanol	---	2.018	182.493

Table 2: FID 2 B (column DB-ALC2)

Compound	Time (min)	Peak Area
Ethanol	1.360	174.108
n-Propanol	2.440	196.774

Scottsdale Police Department Crime Lab Volatiles Analysis

Sample:	347-01E.A.	Vial:	37
Description:	[REDACTED]	LIMS ID:	[REDACTED]
Method:	ethanol quant.M	Sequence:	21Feb24
Instrument:	US14173023 CN14160045	Injection date:	2/21/2024 2:34:35 PM
Data file:	C:\Chem32\1\Data\21Feb24\37.D	Analyst:	Brooke

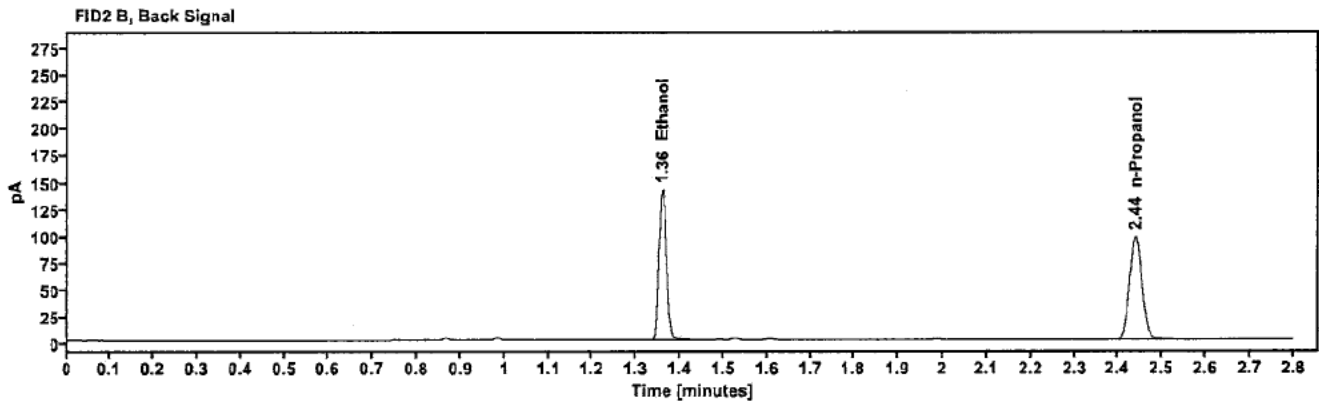
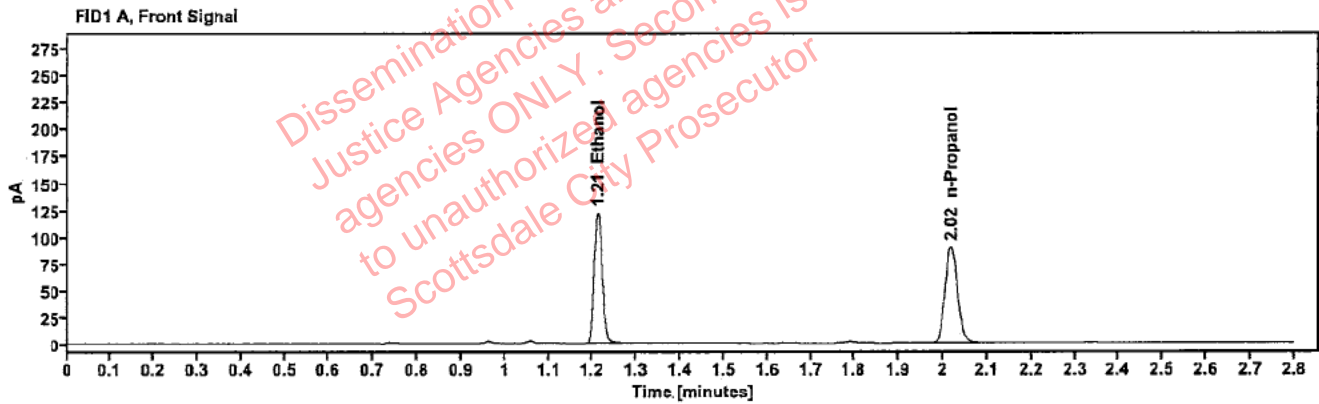


Table 1: FID 1 A (column DB-ALC1)

Compound	Amount (g/100mL)	Time (min)	Peak Area
>Ethanol	0.2470	1.211	155.980
n-Propanol	---	2.018	180.186

Table 2: FID 2 B (column DB-ALC2)

Compound	Time (min)	Peak Area
Ethanol	1.360	171.030
n-Propanol	2.439	193.890

Brooke, Phillip - (23-Feb-2024)

User: pbrooke 2/23/2024

Scottsdale Police Department Crime Lab Volatiles Analysis

Sample:	2403052-2	Vial:	38
Description:	[REDACTED]	LIMS ID:	[REDACTED]
Method:	ethanol quant.M	Sequence:	21Feb24
Instrument:	US14173023 CN14160045	Injection date:	2/21/2024 2:38:35 PM
Data file:	C:\Chem32\1\Data\21Feb24\38.D	Analyst:	Brooke

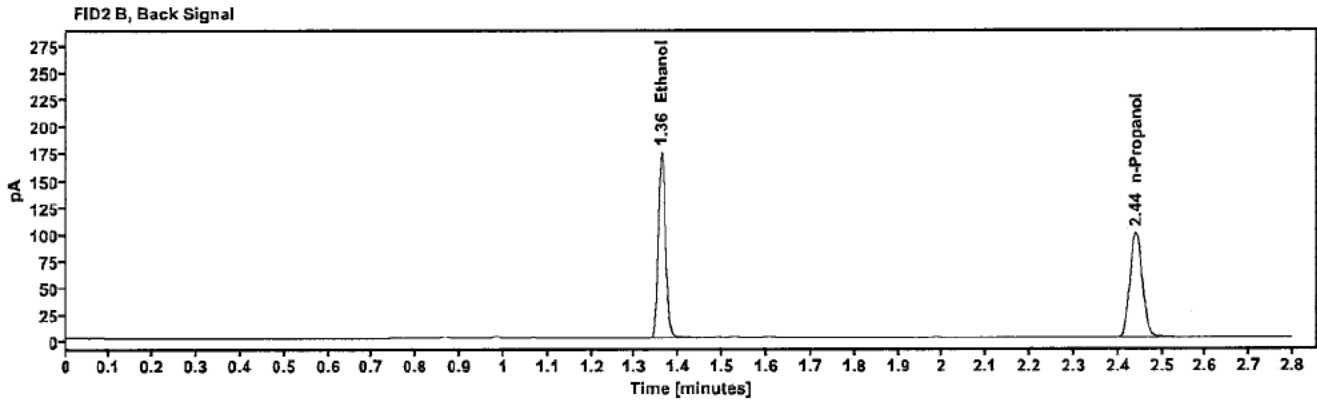
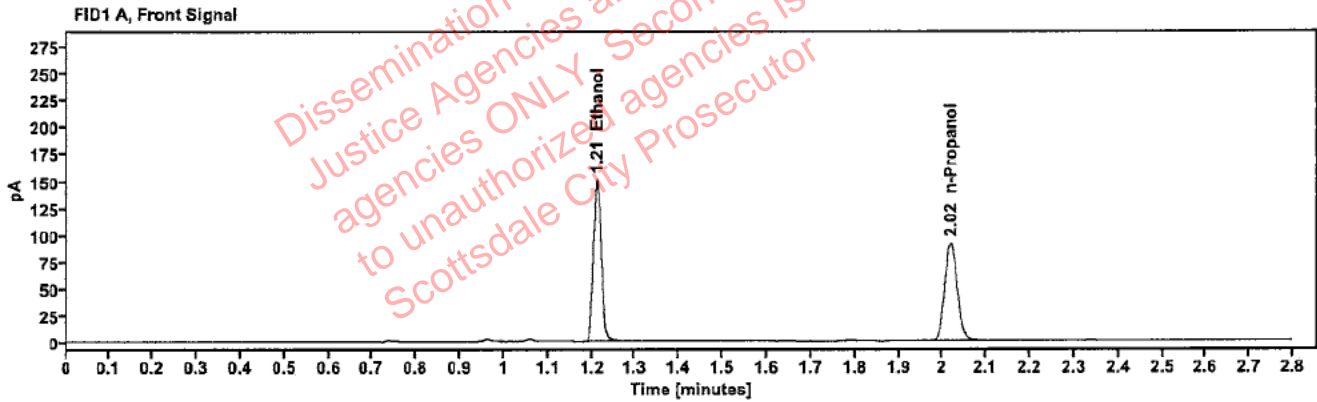


Table 1: FID 1 A (column DB-ALC1)

Compound	Amount (g/100mL)	Time (min)	Peak Area
>Ethanol	0.3012	1.211	191.820
n-Propanol	---	2.018	181.729

Table 2: FID 2 B (column DB-ALC2)

Compound	Time (min)	Peak Area
Ethanol	1.360	212.076
n-Propanol	2.440	196.382

Scottsdale Police Department Crime Lab Volatiles Analysis

Sample:	2403052-2	Vial:	39
Description:		LIMS ID:	
Method:	ethanol quant.M	Sequence:	21Feb24
Instrument:	US14173023 CN14160045	Injection date:	2/21/2024 2:42:35 PM
Data file:	C:\Chem32\1\Data\21Feb24\39.D	Analyst:	Brooke

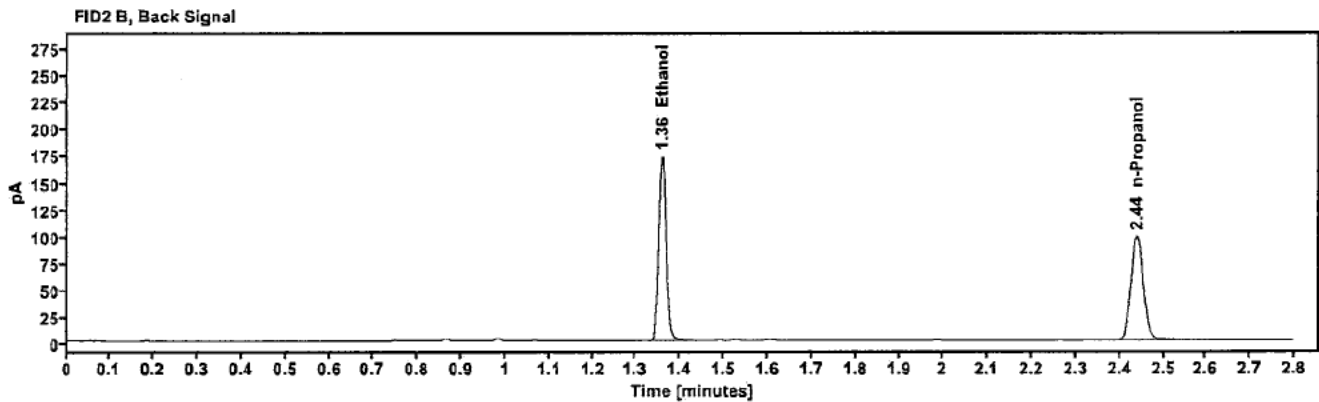
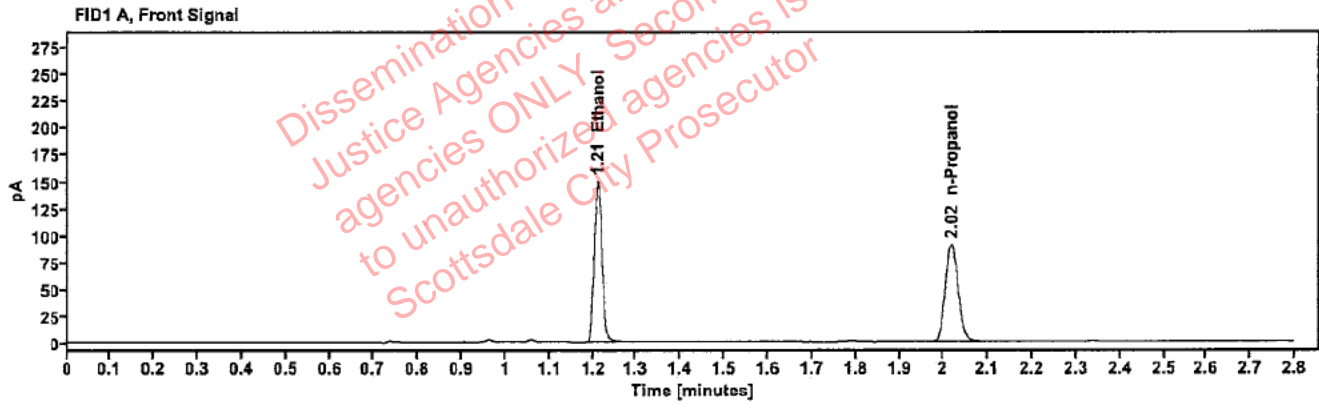


Table 1: FID 1 A (column DB-ALC1)

Compound	Amount (g/100mL)	Time (min)	Peak Area
>Ethanol	0.2981	1.211	190.067
n-Propanol	—	2.018	181.923

Table 2: FID 2 B (column DB-ALC2)

Compound	Time (min)	Peak Area
Ethanol	1.359	210.090
n-Propanol	2.439	194.890

Scottsdale Police Department Crime Lab Volatiles Analysis

Sample:	2403013-1	Vial:	40
Description:		LIMS ID:	
Method:	ethanol quant.M	Sequence:	21Feb24
Instrument:	US14173023 CN14160045	Injection date:	2/21/2024 2:46:35 PM
Data file:	C:\Chem32\1\Data\21Feb24\40.D	Analyst:	Brooke

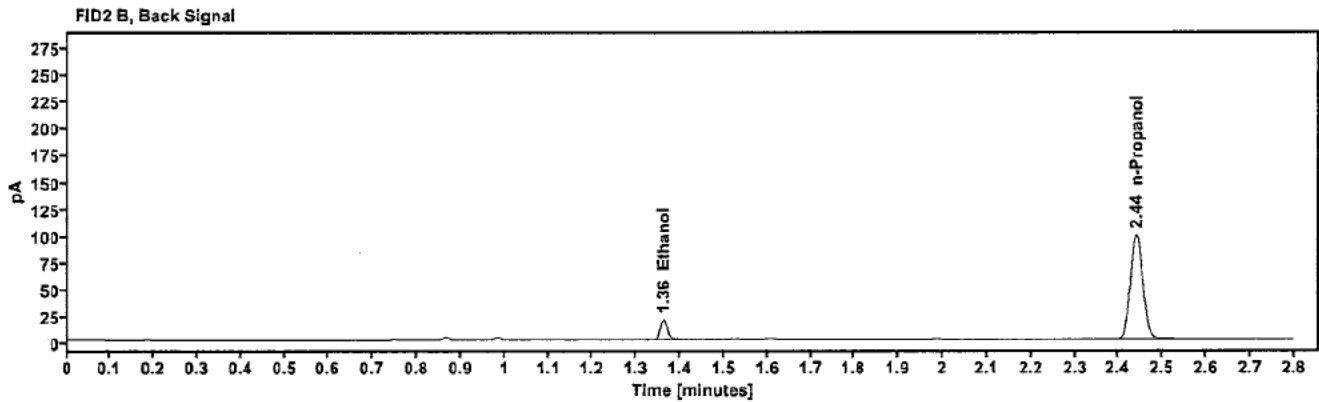
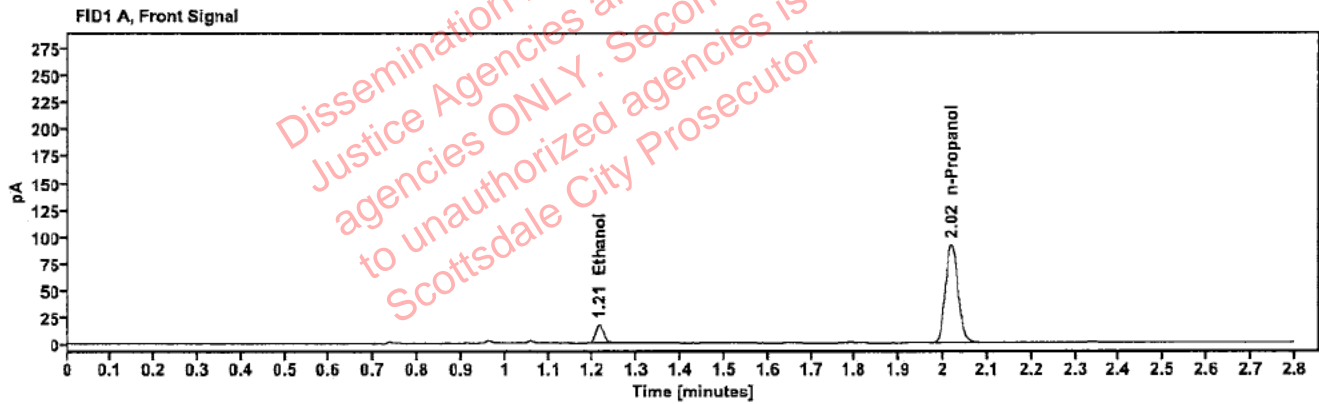


Table 1: FID 1 A (column DB-ALC1)

Compound	Amount (g/100mL)	Time (min)	Peak Area
>Ethanol	0.0348	1.214	22.353
n-Propanol	-----	2.018	183.985

Table 2: FID 2 B (column DB-ALC2)

Compound	Time (min)	Peak Area
Ethanol	1.362	25.009
n-Propanol	2.440	198.058

Scottsdale Police Department Crime Lab Volatiles Analysis

Sample:	2403013-1	Vial:	41
Description:	[REDACTED]	LIMS ID:	[REDACTED]
Method:	ethanol quant.M	Sequence:	21Feb24
Instrument:	US14173023 CN14160045	Injection date:	2/21/2024 2:50:35 PM
Data file:	C:\Chem32\1\Data\21Feb24\41.D	Analyst:	Brooke

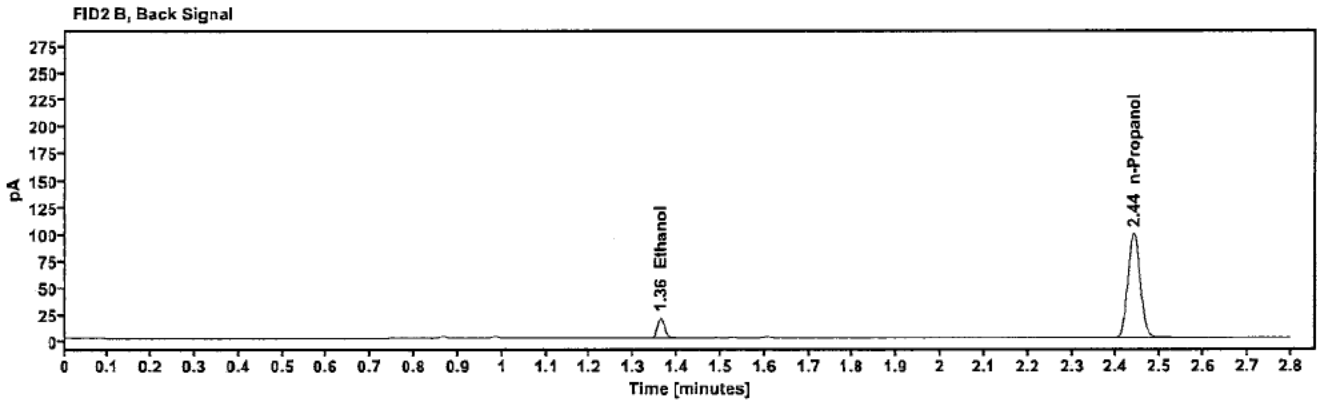
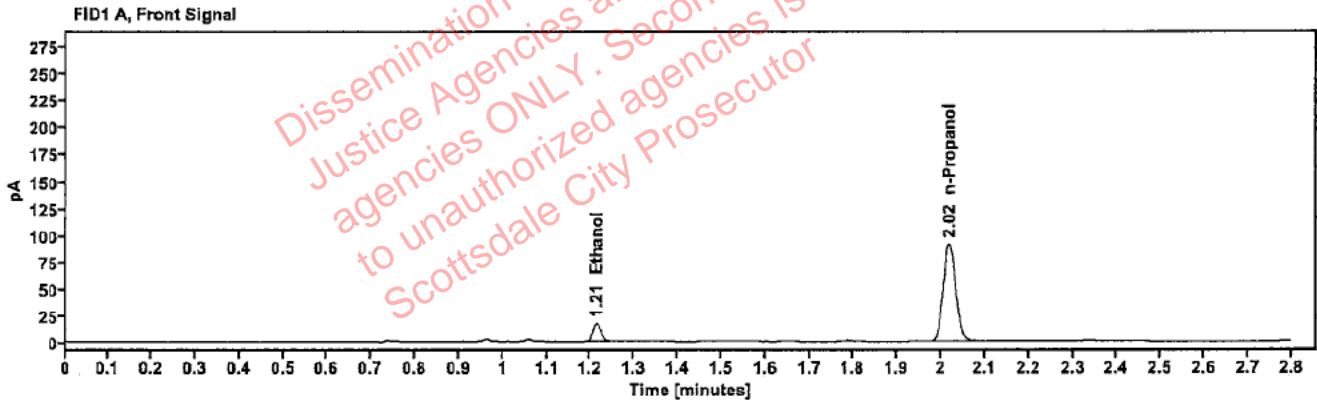


Table 1: FID 1 A (column DB-ALC1)

Compound	Amount (g/100mL)	Time (min)	Peak Area
>Ethanol	0.0350	1.214	22.272
n-Propanol	---	2.018	182.596

Table 2: FID 2 B (column DB-ALC2)

Compound	Time (min)	Peak Area
Ethanol	1.362	24.751
n-Propanol	2.440	197.101

Scottsdale Police Department Crime Lab Volatiles Analysis

Sample:	2402949-2	Vial:	43
Description:	[REDACTED]	LIMS ID:	[REDACTED]
Method:	ethanol quant.M	Sequence:	21Feb24
Instrument:	US14173023 CN14160045	Injection date:	2/21/2024 2:58:50 PM
Data file:	C:\Chem32\1\Data\21Feb24\43.D	Analyst:	Brooke

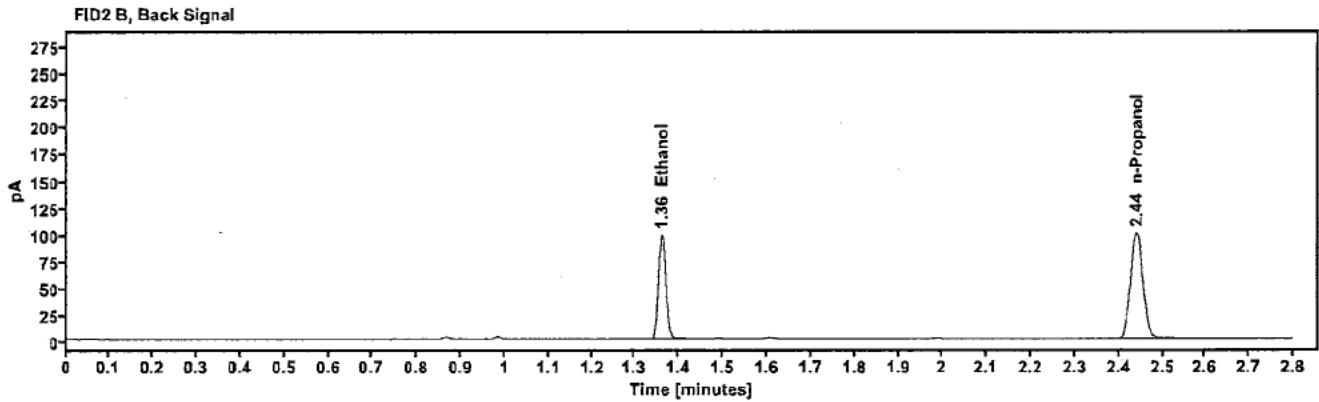
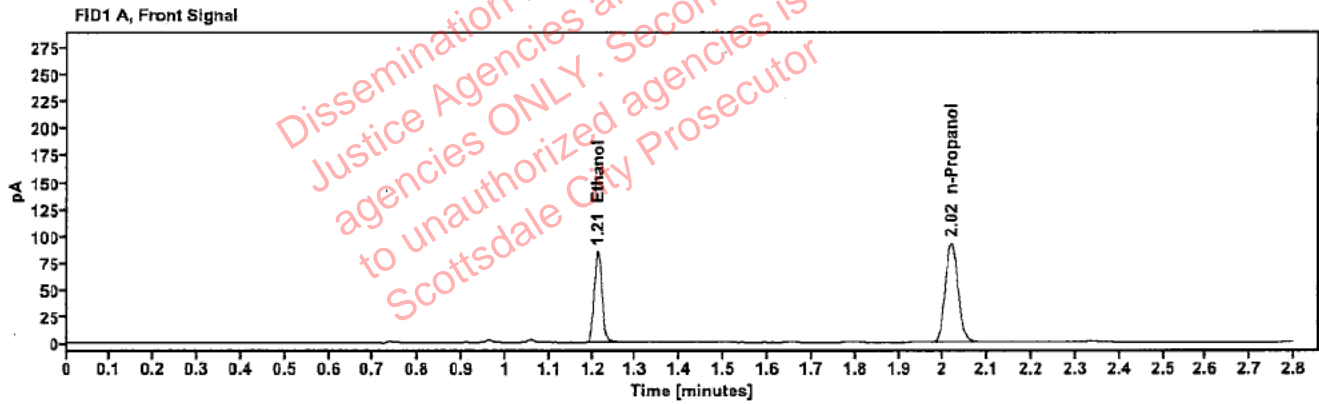


Table 1: FID 1 A (column DB-ALC1)

Compound	Amount (g/100mL)	Time (min)	Peak Area
>Ethanol	0.1666	1.212	108.111
n-Propanol	---	2.018	185.229

Table 2: FID 2 B (column DB-ALC2)

Compound	Time (min)	Peak Area
Ethanol	1.360	118.830
n-Propanol	2.440	199.480

Scottsdale Police Department Crime Lab Volatiles Analysis

Sample:	2402949-2	Vial:	44
Description:	[REDACTED]	LIMS ID:	[REDACTED]
Method:	ethanol quant.M	Sequence:	21Feb24
Instrument:	US14173023 CN14160045	Injection date:	2/21/2024 3:02:49 PM
Data file:	C:\Chem32\1\Data\21Feb24\44.D	Analyst:	Brooke

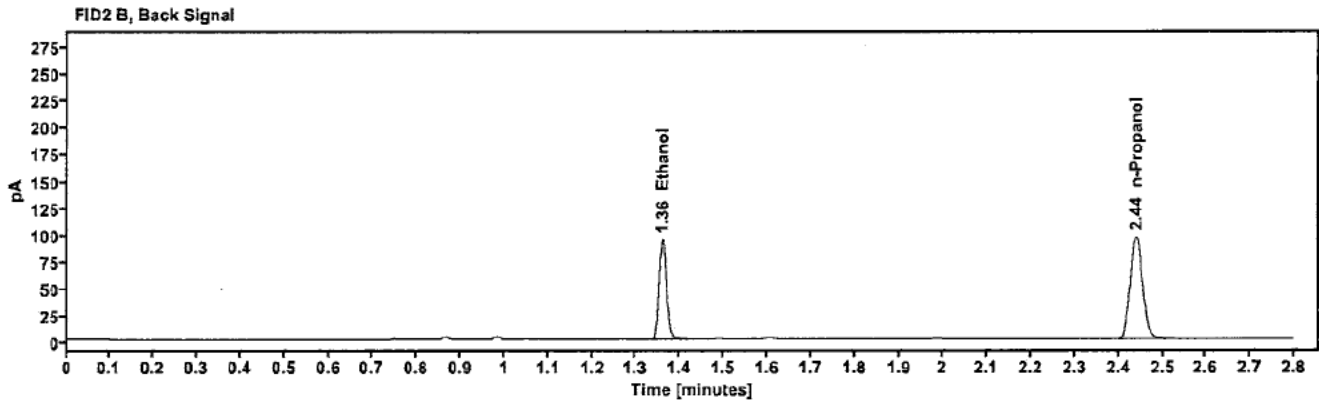
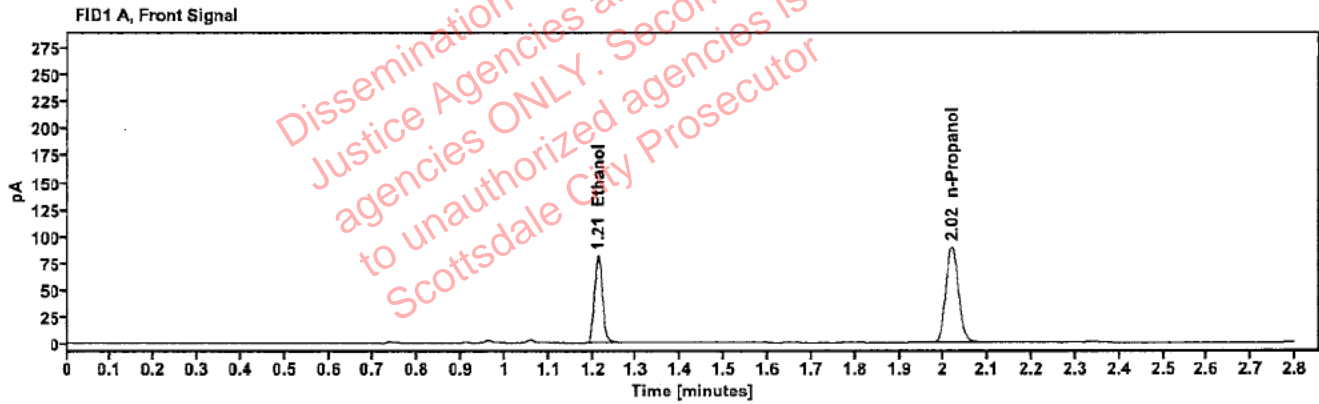


Table 1: FID 1 A (column DB-ALC1)

Compound	Amount (g/100mL)	Time (min)	Peak Area
>Ethanol	0.1654	1.212	103.615
n-Propanol	---	2.018	178.782

Table 2: FID 2 B (column DB-ALC2)

Compound	Time (min)	Peak Area
Ethanol	1.360	113.761
n-Propanol	2.440	192.344

Scottsdale Police Department Crime Lab Volatiles Analysis

Sample:	2403175-2	Vial:	45
Description:	[REDACTED]	LIMS ID:	[REDACTED]
Method:	ethanol quant.M	Sequence:	21Feb24
Instrument:	US14173023 CN14160045	Injection date:	2/21/2024 3:06:50 PM
Data file:	C:\Chem32\1\Data\21Feb24\45.D	Analyst:	Brooke

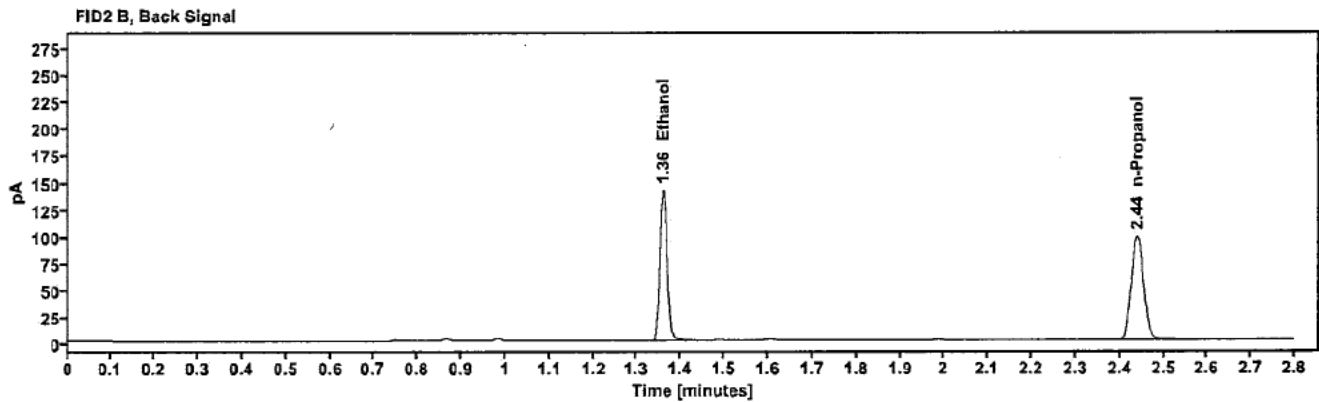
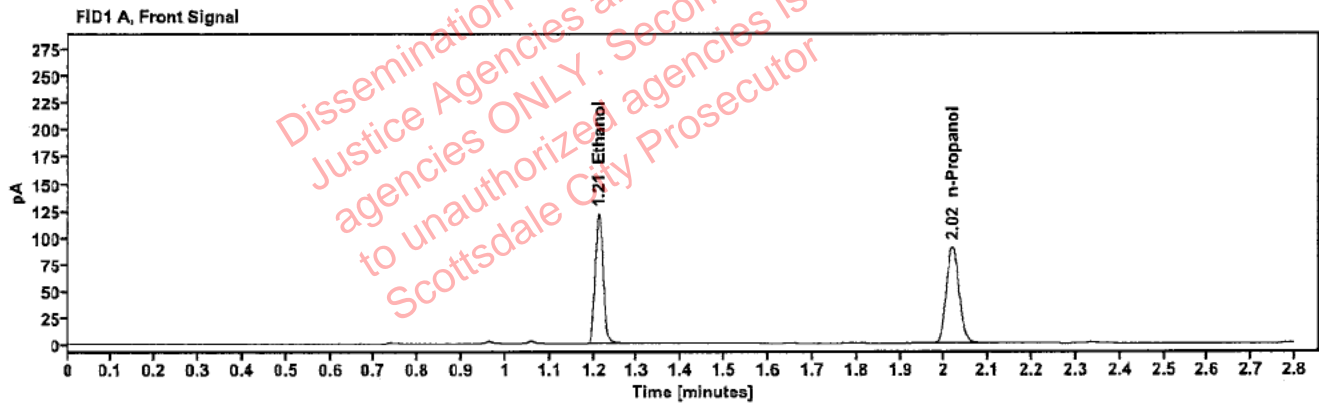


Table 1: FID 1 A (column DB-ALC1)

Compound	Amount (g/100mL)	Time (min)	Peak Area
>Ethanol	0.2440	1.211	155.169
n-Propanol	-----	2.018	181.491

Table 2: FID 2 B (column DB-ALC2)

Compound	Time (min)	Peak Area
Ethanol	1.359	170.533
n-Propanol	2.439	195.050

Scottsdale Police Department Crime Lab Volatiles Analysis

Sample:	2403175-2	Vial:	46
Description:	[REDACTED]	LIMS ID:	[REDACTED]
Method:	ethanol quant.M	Sequence:	21Feb24
Instrument:	US14173023 CN14160045	Injection date:	2/21/2024 3:10:49 PM
Data file:	C:\Chem32\1\Data\21Feb24\46.D	Analyst:	Brooke

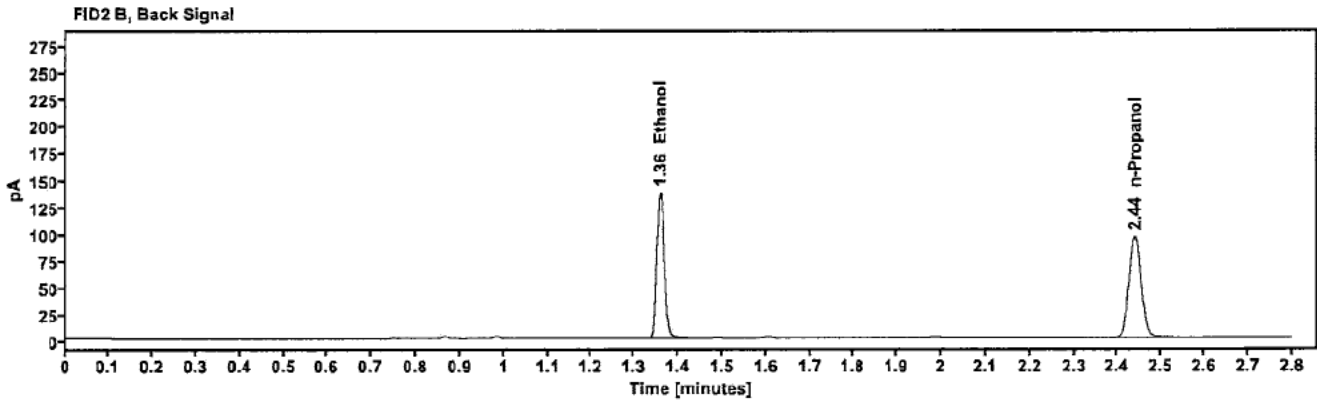
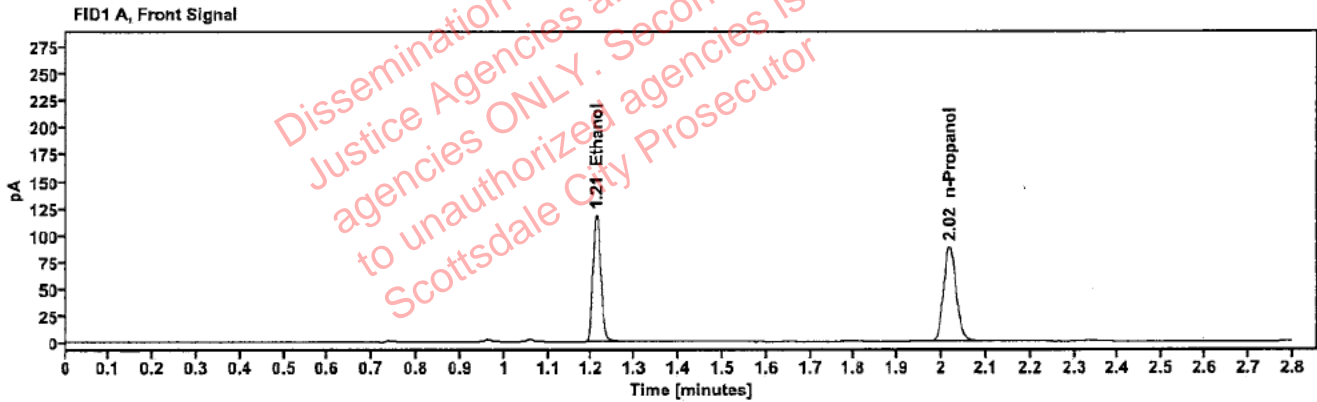


Table 1: FID 1 A (column DB-ALC1)

Compound	Amount (g/100mL)	Time (min)	Peak Area
>Ethanol	0.2428	1.211	149.959
n-Propanol	-----	2.018	176.255

Table 2: FID 2 B (column DB-ALC2)

Compound	Time (min)	Peak Area
Ethanol	1.359	165.916
n-Propanol	2.439	189.671

Scottsdale Police Department Crime Lab Volatiles Analysis

Sample:	2403180-1	Vial:	47
Description:	[REDACTED]	LIMS ID:	[REDACTED]
Method:	ethanol quant.M	Sequence:	21Feb24
Instrument:	US14173023 CN14160045	Injection date:	2/21/2024 3:14:50 PM
Data file:	C:\Chem32\1\Data\21Feb24\47.D	Analyst:	Brooke

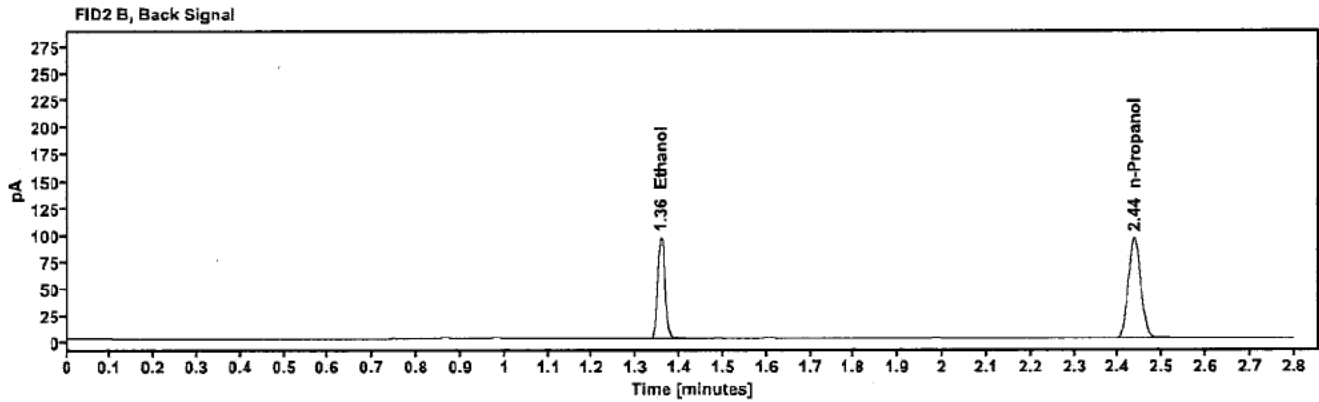
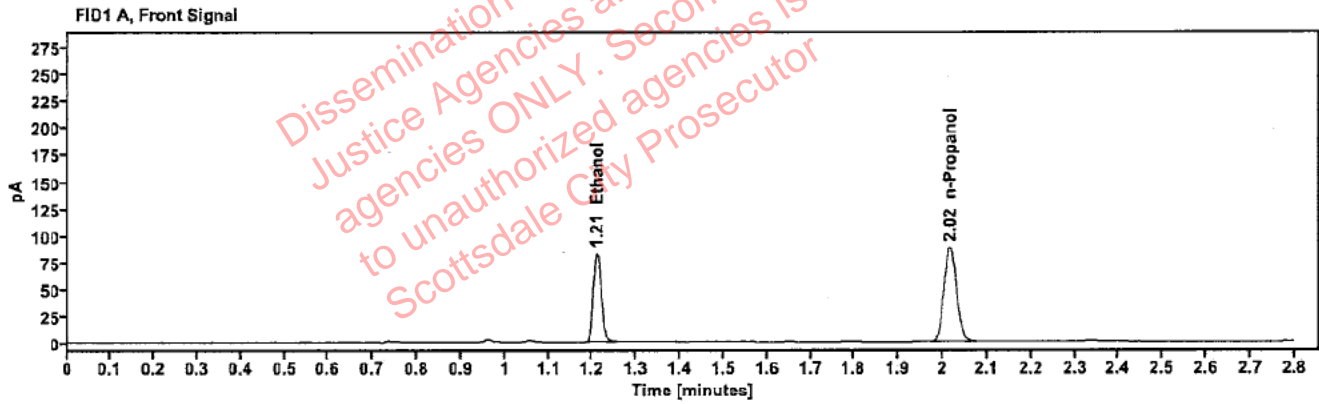


Table 1: FID 1 A (column DB-ALC1)

Compound	Amount (g/100mL)	Time (min)	Peak Area
>Ethanol	0.1704	1.210	104.737
n-Propanol	---	2.016	175.471

Table 2: FID 2 B (column DB-ALC2)

Compound	Time (min)	Peak Area
Ethanol	1.357	115.021
n-Propanol	2.437	189.035

Scottsdale Police Department Crime Lab Volatiles Analysis

Sample:	2403180-1	Vial:	48
Description:		LIMS ID:	
Method:	ethanol quant.M	Sequence:	21Feb24
Instrument:	US14173023 CN14160045	Injection date:	2/21/2024 3:18:49 PM
Data file:	C:\Chem32\1\Data\21Feb24\48.D	Analyst:	Brooke

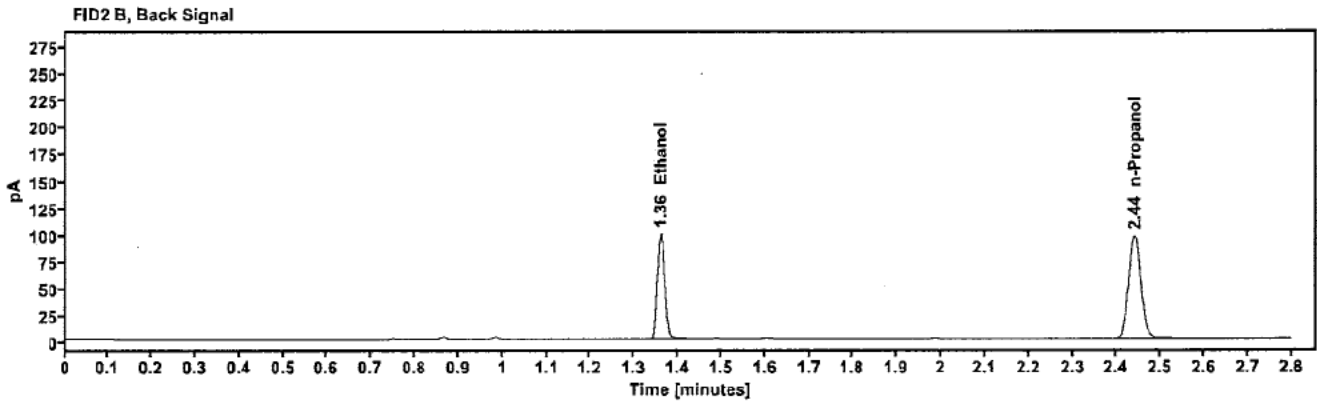
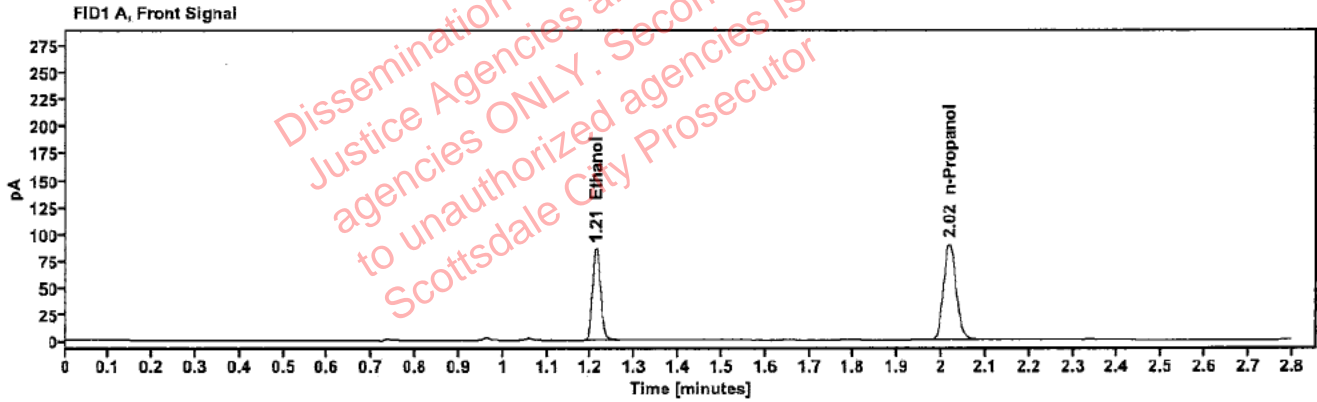


Table 1: FID 1 A (column DB-ALC1)

Compound	Amount (g/100mL)	Time (min)	Peak Area
>Ethanol	0.1735	1.212	109.178
n-Propanol	---	2.018	179.632

Table 2: FID 2 B (column DB-ALC2)

Compound	Time (min)	Peak Area
Ethanol	1.360	119.972
n-Propanol	2.440	193.815

Scottsdale Police Department Crime Lab Volatiles Analysis

Sample:	2403245-2	Vial:	49
Description:		LIMS ID:	
Method:	ethanol quant.M	Sequence:	21Feb24
Instrument:	US14173023 CN14160045	Injection date:	2/21/2024 3:23:05 PM
Data file:	C:\Chem32\1\Data\21Feb24\49.D	Analyst:	Brooke

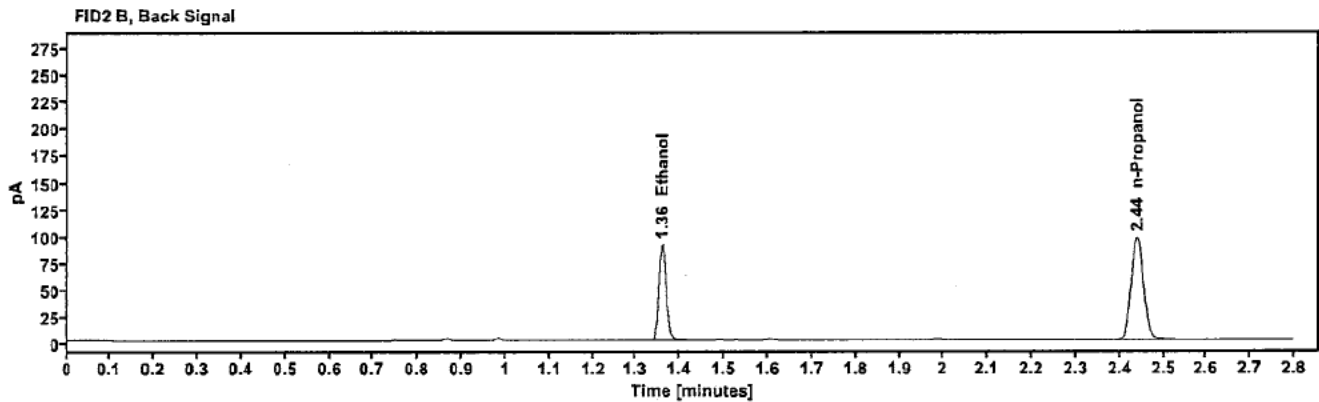
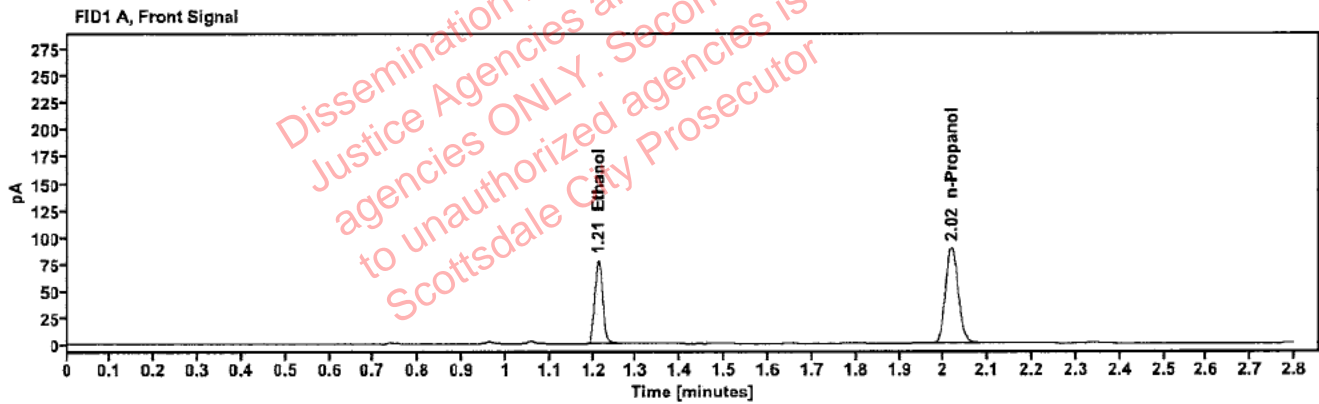


Table 1: FID 1 A (column DB-ALC1)

Compound	Amount (g/100mL)	Time (min)	Peak Area
>Ethanol	0.1587	1.212	99.564
n-Propanol	---	2.018	179.091

Table 2: FID 2 B (column DB-ALC2)

Compound	Time (min)	Peak Area
Ethanol	1.360	108.986
n-Propanol	2.439	192.767

Scottsdale Police Department Crime Lab Volatiles Analysis

Sample:	2403245-2	Vial:	50
Description:		LIMS ID:	
Method:	ethanol quant.M	Sequence:	21Feb24
Instrument:	US14173023 CN14160045	Injection date:	2/21/2024 3:27:05 PM
Data file:	C:\Chem32\1\Data\21Feb24\50.D	Analyst:	Brooke

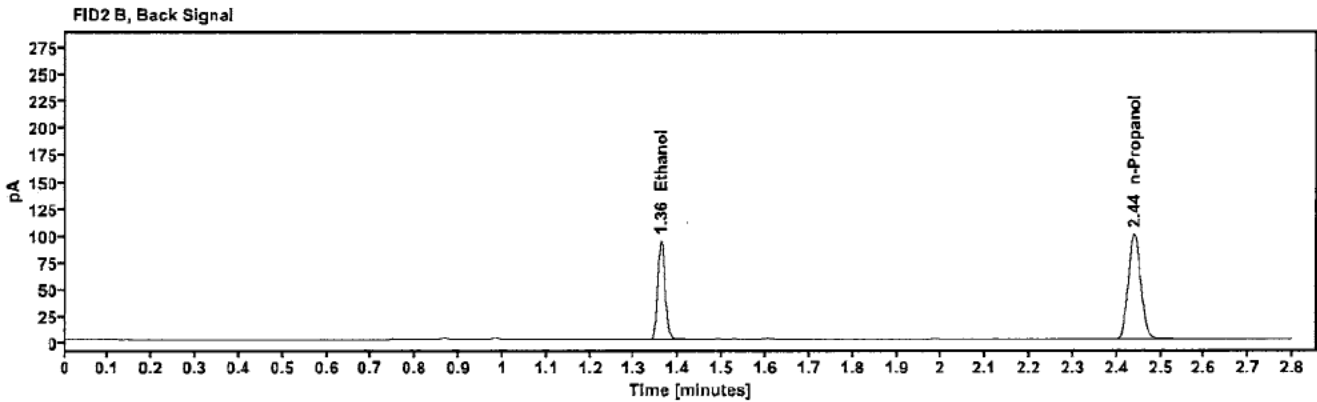
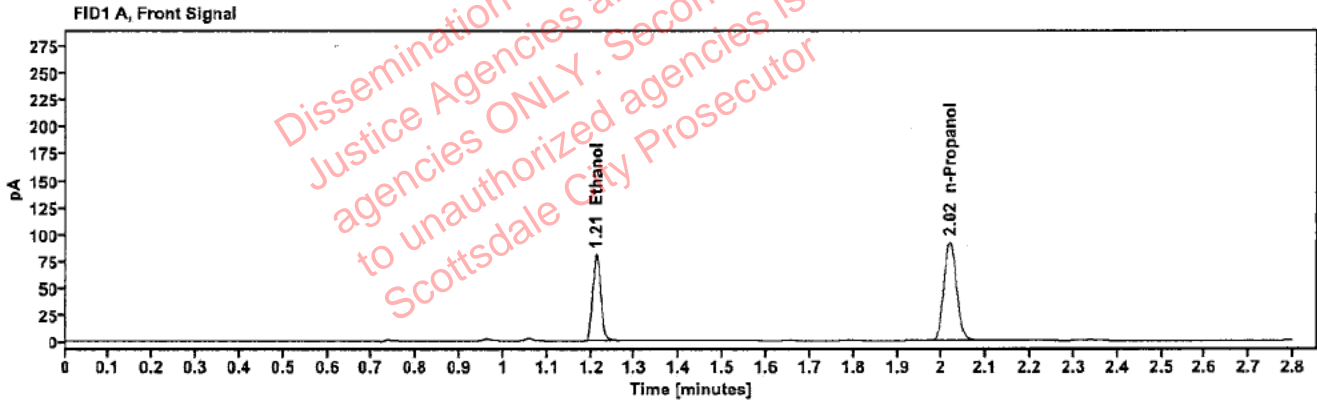


Table 1: FID 1 A (column DB-ALC1)

Compound	Amount (g/100mL)	Time (min)	Peak Area
>Ethanol	0.1608	1.212	102.936
n-Propanol	—	2.018	182.737

Table 2: FID 2 B (column DB-ALC2)

Compound	Time (min)	Peak Area
Ethanol	1.360	112.895
n-Propanol	2.440	198.412

Scottsdale Police Department Crime Lab Volatiles Analysis

Sample:	2403299-2	Vial:	51
Description:	[REDACTED]	LIMS ID:	[REDACTED]
Method:	ethanol quant.M	Sequence:	21Feb24
Instrument:	US14173023 CN14160045	Injection date:	2/21/2024 3:31:05 PM
Data file:	C:\Chem32\1\Data\21Feb24\51.D	Analyst:	Brooke

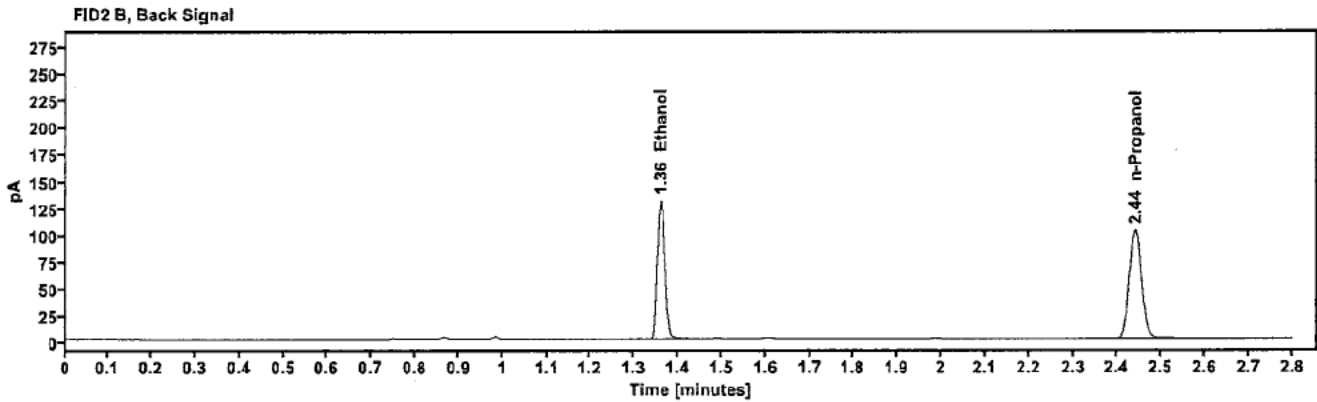
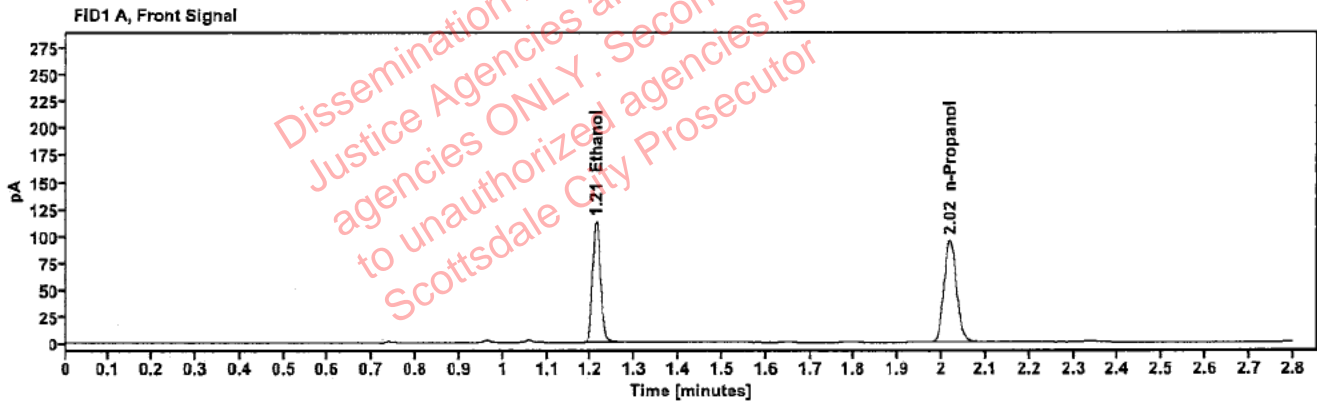


Table 1: FID 1 A (column DB-ALC1)

Compound	Amount (g/100mL)	Time (min)	Peak Area
>Ethanol	0.2161	1.212	143.534
n-Propanol	—	2.018	189.561

Table 2: FID 2 B (column DB-ALC2)

Compound	Time (min)	Peak Area
Ethanol	1.360	157.548
n-Propanol	2.440	203.777

Scottsdale Police Department Crime Lab Volatiles Analysis

Sample:	2403299-2	Vial:	52
Description:	[REDACTED]	LIMS ID:	[REDACTED]
Method:	ethanol quant.M	Sequence:	21Feb24
Instrument:	US14173023 CN14160045	Injection date:	2/21/2024 3:35:04 PM
Data file:	C:\Chem32\1\Data\21Feb24\52.D	Analyst:	Brooke

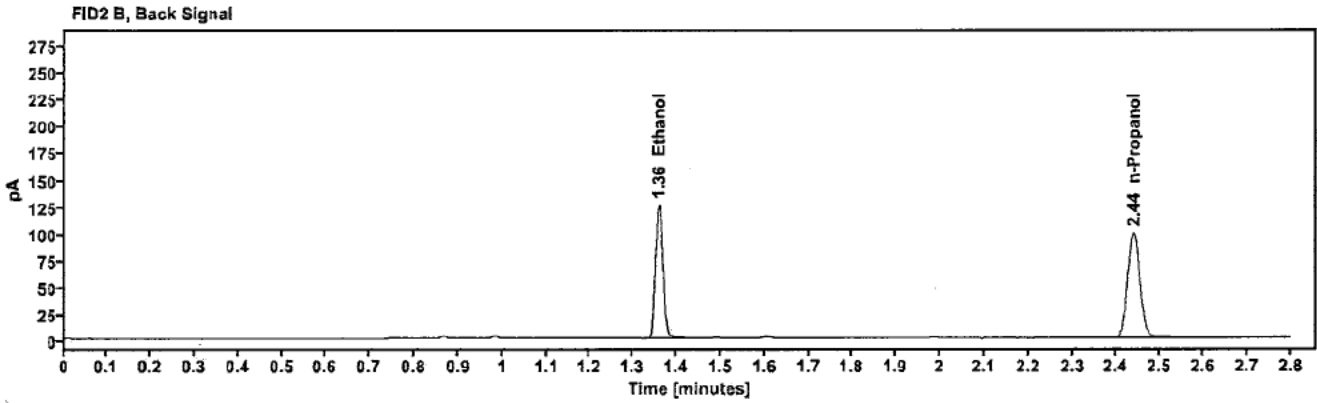
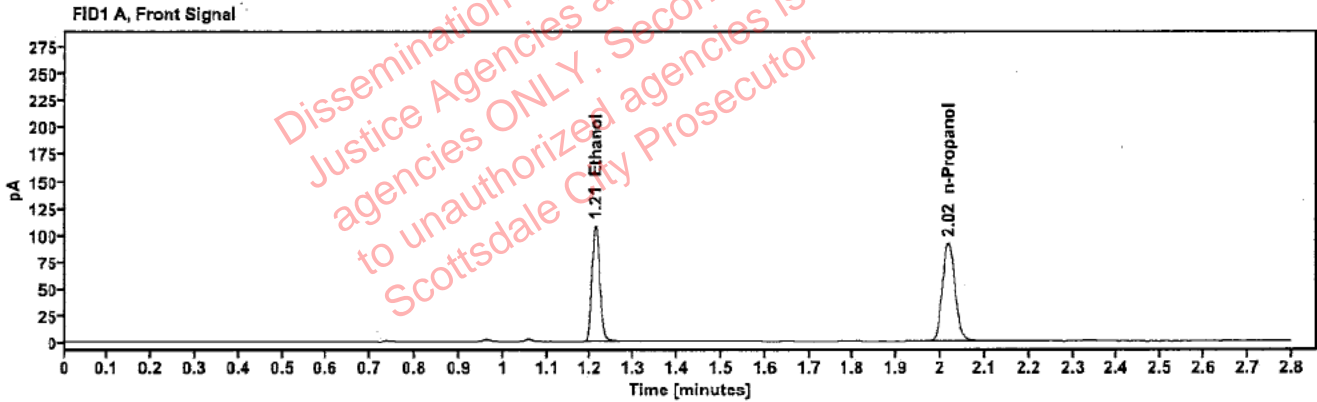


Table 1: FID 1 A (column DB-ALC1)

Compound	Amount (g/100mL)	Time (min)	Peak Area
>Ethanol	0.2142	1.211	137.886
n-Propanol	---	2.018	183.734

Table 2: FID 2 B (column DB-ALC2)

Compound	Time (min)	Peak Area
Ethanol	1.360	151.515
n-Propanol	2.439	197.528