

SCOTTSDALE POLICE DEPARTMENT CRIME LABORATORY BLOOD ALCOHOL FACE SHEET

ANALYSIS DATE 01/27/2021 SEQUENCE NAME 27Jan21

EQUIPMENT

Pipettor Hamilton ML600EH7497 Hamilton ML600GJ10749
 Gas Chromatograph Agilent US14173023

INSTRUMENT CALIBRATION

Vial 1 0.02 calibrator Lot FN06141806 Coefficient of determination (r²)
 Vial 2 0.10 calibrator Lot FN05311902 0.99998
 Vial 3 0.20 calibrator Lot FN05101903
 Vial 4 0.40 calibrator Lot FN10051906

CALIBRATION VERIFICATION AND RESOLUTION TEST

Vial	Sample	Expected result	Measured result	Manufacturer/lot
5	Blank	Not detected	Not detected	SPD lab 112420AQ
6	Volatiles mixture	6 compounds	6 compounds	SPD lab 070819MIX
7	Aqueous control	0.400 g/dL	0.400 g/dL	Lipomed 11092018-A
8	Aqueous control	0.040 g/dL	0.040 g/dL	Lipomed 14082019-B
9	Blood control	0.198 g/dL	0.201 g/dL	ACQ 407041529/13
20	Aqueous control	0.080 g/dL	0.079 g/dL	Lipomed 03102016-A/1
31	Aqueous control	0.080 g/dL	0.081 g/dL	Lipomed 03102016-A/1
42	Blood control	0.198 g/dL	0.202 g/dL	ACQ 407041529/13
53	Aqueous control	0.080 g/dL	0.081 g/dL	Lipomed 03102016-A/1
64	Aqueous control	0.080 g/dL	0.080 g/dL	Lipomed 03102016-A/1
75	Blood control	0.198 g/dL	0.200 g/dL	ACQ 407041529/13
80	Aqueous control	0.400 g/dL	0.401 g/dL	Lipomed 11092018-A
81	Aqueous control	0.040 g/dL	0.041 g/dL	Lipomed 14082019-B
82	Blood control	0.198 g/dL	0.195 g/dL	ACQ 407041529/13
83	Blank	Not detected	Not detected	SPD lab 111020WB

SUBJECT SAMPLES

Subjects in the sequence 32 Subjects requiring reanalysis 0

ADDITIONAL NOTES: All testing proceeded as expected.

Run valid Run invalid [Signature] Analyst
 Run valid Run invalid [Signature] Technical Reviewer

Scottsdale Police Department Crime Laboratory Sequence Quality Assurance Summary

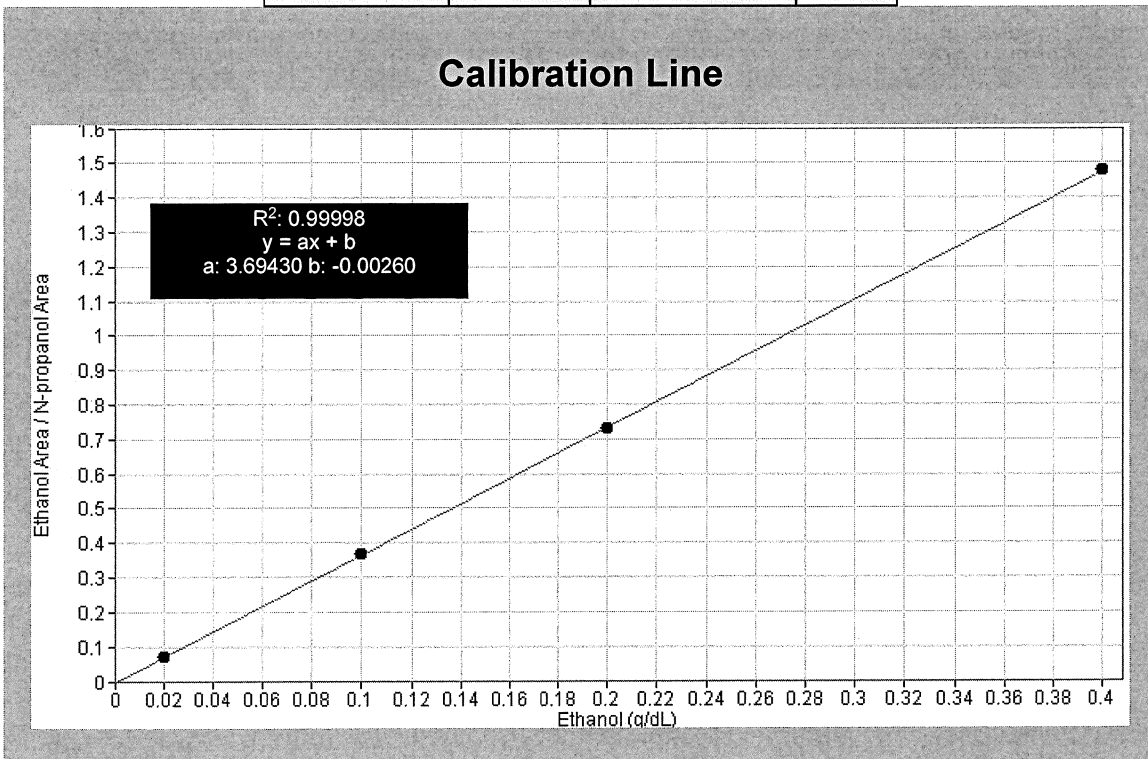
SEQUENCE NAME: 27Jan21

ANALYST: Abbott *JA*

Sample Name	Vial	Measured Value (g/dL)	Expected Value (g/dL)	Percent Difference	Absolute Difference (g/dL)
blank 112420AQ	5	negative	negative	-	-
0.400 11092018-A	7	0.400	0.400	0.00	0.000
0.040 14082019-B	8	0.040	0.040	0.00	0.000
0.198 407041529/13	9	0.201	0.198	1.52	0.003
0.080 03102016-A/1	20	0.079	0.080	1.25	-0.001
0.080 03102016-A/1	31	0.081	0.080	1.25	0.001
0.198 407041529/13	42	0.202	0.198	2.02	0.004
0.080 03102016-A/1	53	0.081	0.080	1.25	0.001
0.080 03102016-A/1	64	0.080	0.080	0.00	0.000
0.198 407041529/13	75	0.200	0.198	1.01	0.002
0.400 11092018-A	80	0.407	0.400	0.25	0.001
0.040 14082019-B	81	0.041	0.040	2.50	0.001
0.198 407041529/13	82	0.195	0.198	1.52	-0.003
111020WB	83	negative	negative	-	-

Calibrator	Ethanol Area	N-propanol Area	Ratio
0.020	11.914	165.611	0.072
0.100	61.063	165.648	0.369
0.200	118.129	161.307	0.732
0.400	239.274	162.043	1.477

Calibration Line



Scottsdale Police Department Crime Lab Volatiles Analysis

Sample: FN06141806	Vial: 1
Description: 0.020 calibrator	Sequence: 27Jan21
Method: ethanol quant.M	Injection date: 1/27/2021 1:13:45 PM
Instrument: US14173023 CN14160045	Analyst: Abbott <i>ol</i>
Data file: C:\Chem32\1\Data\27Jan21\1.D	

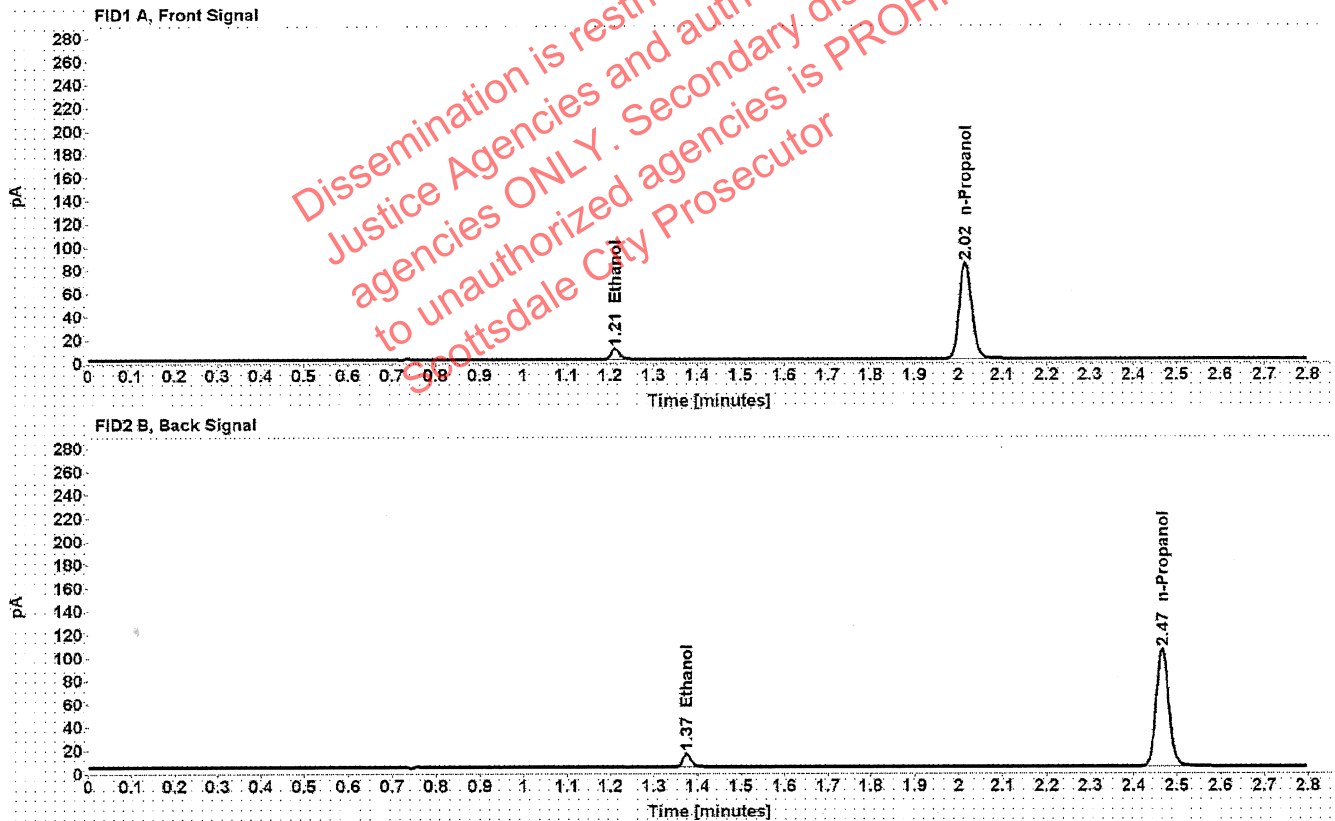


Table 1: FID 1 A (column DB-ALC1)

Compound	Time (min)	Peak Area
Ethanol	1.212	11.914
n-Propanol	2.016	165.611

Table 2: FID 2 B (column DB-ALC2)

Compound	Time (min)	Peak Area
Ethanol	1.375	14.852
n-Propanol	2.466	204.649

Scottsdale Police Department Crime Lab Volatiles Analysis

Sample: FN05311902	Vial: 2
Description: 0.100 calibrator	Sequence: 27Jan21
Method: ethanol quant.M	Injection date: 1/27/2021 1:17:45 PM
Instrument: US14173023 CN14160045	Analyst: Abbott <i>ah</i>
Data file: C:\Chem32\1\Data\27Jan21\2.D	

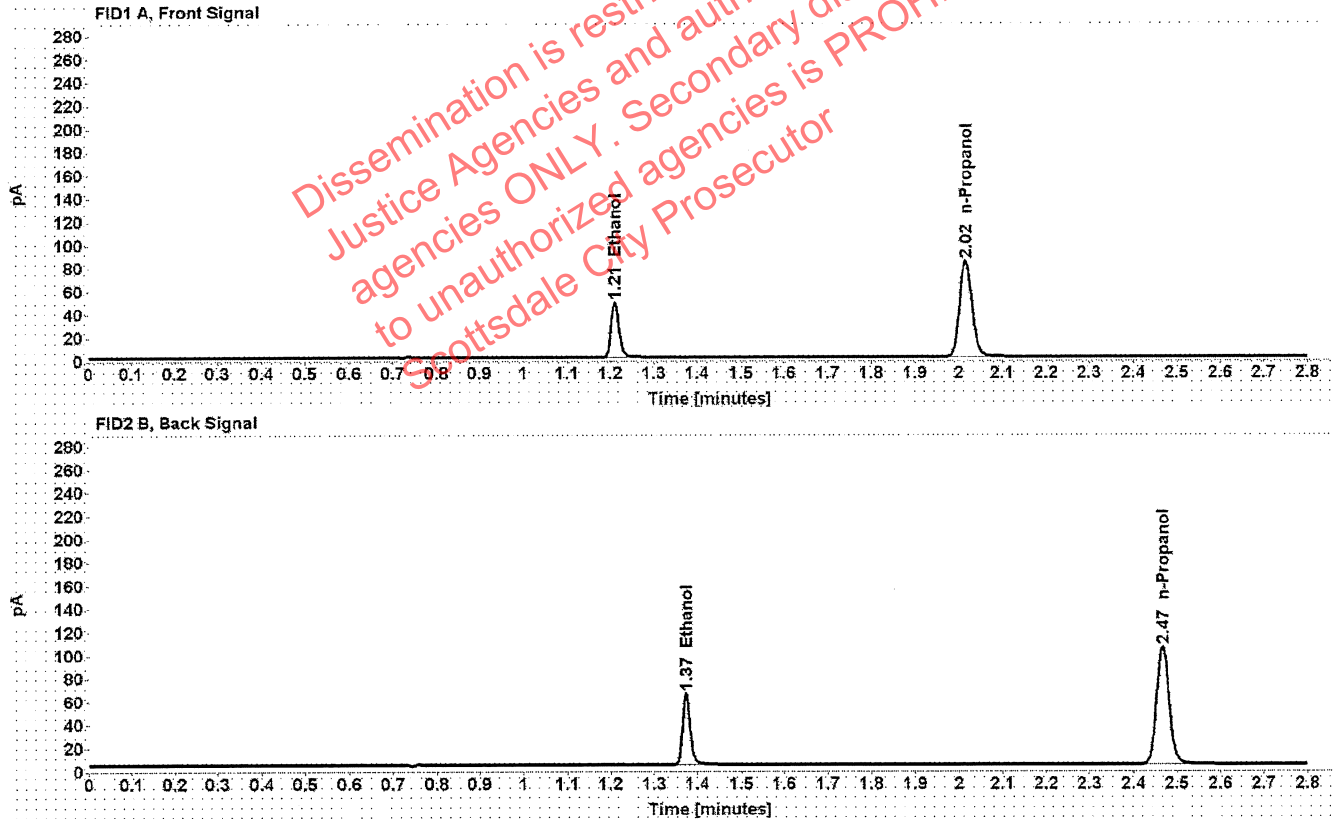


Table 1: FID 1 A (column DB-ALC1)

Compound	Time (min)	Peak Area
Ethanol	1.210	61.063
n-Propanol	2.016	165.648

Table 2: FID 2 B (column DB-ALC2)

Compound	Time (min)	Peak Area
Ethanol	1.374	76.295
n-Propanol	2.467	204.782

Scottsdale Police Department Crime Lab Volatiles Analysis

Sample: FN05101903	Vial: 3
Description: 0.200 calibrator	Sequence: 27Jan21
Method: ethanol quant.M	Injection date: 1/27/2021 1:21:45 PM
Instrument: US14173023 CN14160045	Analyst: Abbott <i>du</i>
Data file: C:\Chem32\1\Data\27Jan21\3.D	

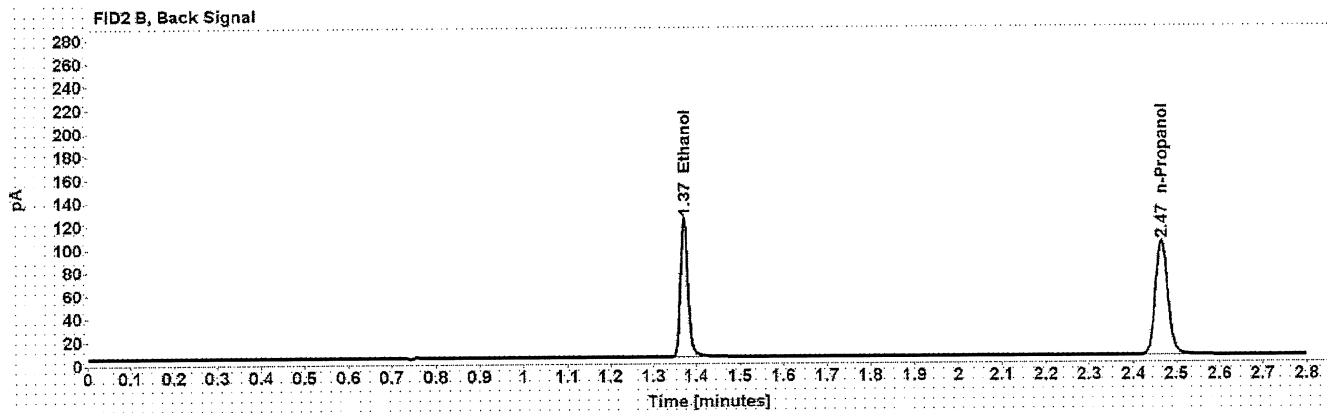
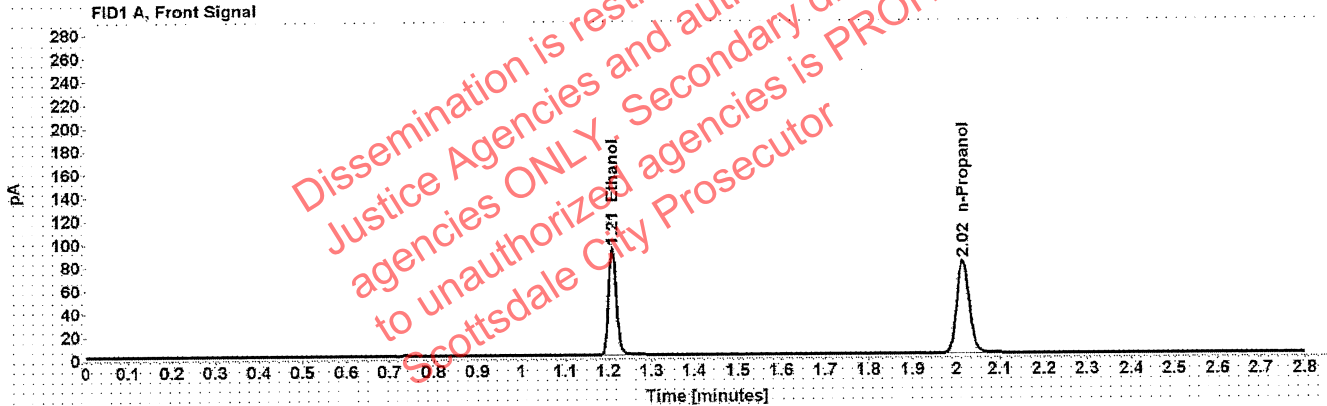


Table 1: FID 1 A (column DB-ALC1)

Compound	Time (min)	Peak Area
Ethanol	1.209	118.129
n-Propanol	2.015	161.307

Table 2: FID 2 B (column DB-ALC2)

Compound	Time (min)	Peak Area
Ethanol	1.372	147.998
n-Propanol	2.466	199.640

Scottsdale Police Department Crime Lab Volatiles Analysis

Sample: FN10051906	Vial: 4
Description: 0.400 calibrator	Sequence: 27Jan21
Method: ethanol quant.M	Injection date: 1/27/2021 1:25:46 PM
Instrument: US14173023 CN14160045	Analyst: Abbott
Data file: C:\Chem32\1\Data\27Jan21\4.D	

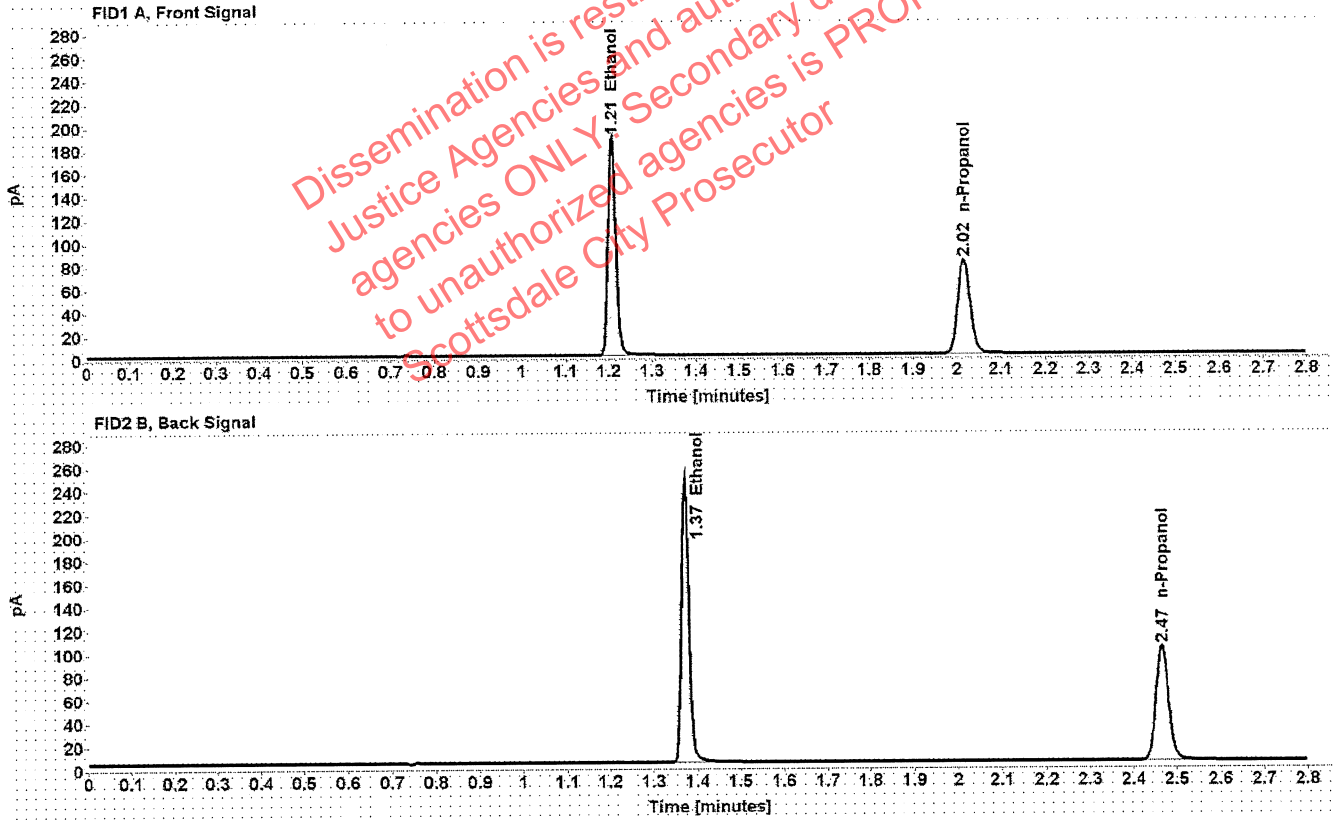


Table 1: FID 1 A (column DB-ALC1)

Compound	Time (min)	Peak Area
Ethanol	1.208	239.274
n-Propanol	2.015	162.043

Table 2: FID 2 B (column DB-ALC2)

Compound	Time (min)	Peak Area
Ethanol	1.372	300.445
n-Propanol	2.466	200.689

Scottsdale Police Department Crime Lab Volatiles Analysis

Sample: 112420AQ	Vial: 5
Description: Negative	LIMS ID:
Method: ethanol quant.M	Sequence: 27Jan21
Instrument: US14173023 CN14160045	Injection date: 1/27/2021 1:29:45 PM
Data file: C:\Chem32\1\Data\27Jan21\5.D	Analyst: Abbott <i>[Signature]</i>

Dissemination is restricted to Criminal Justice Agencies and authorized agencies ONLY. Secondary dissemination to unauthorized agencies is PROHIBITED. Scottsdale City Prosecutor

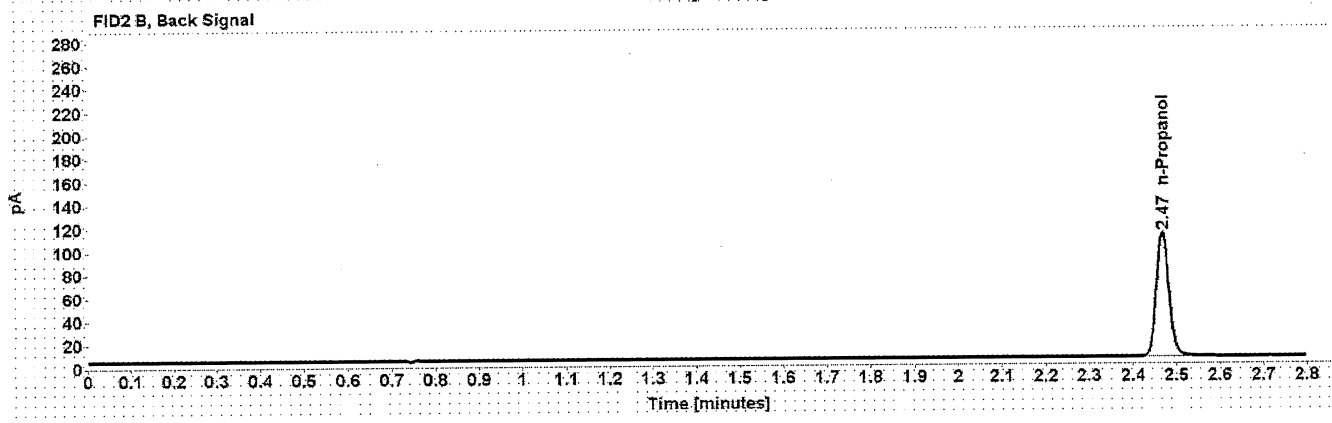
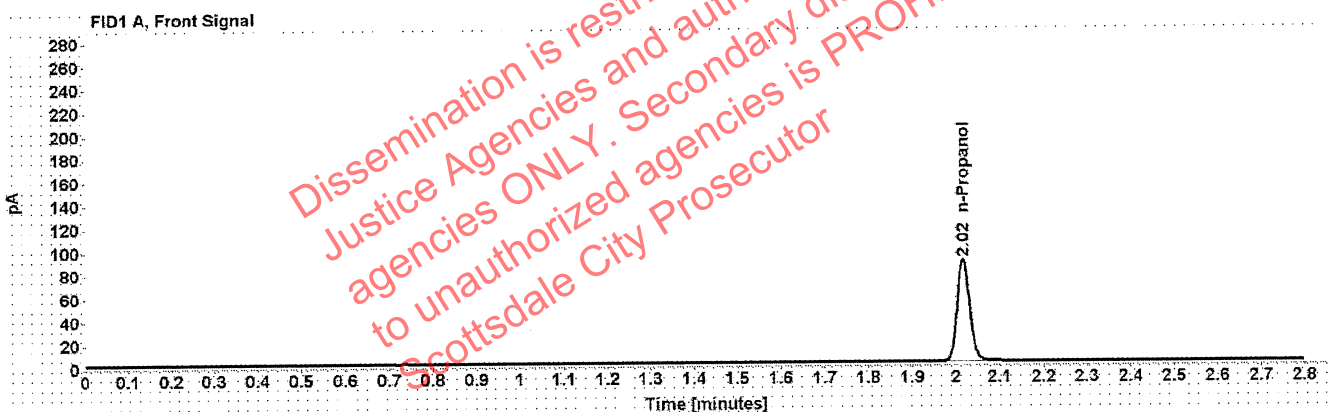


Table 1: FID 1 A (column DB-ALC1)

Compound	Amount (g/100mL)	Time (min)	Peak Area
n-Propanol	-----	2.017	175.388

Table 2: FID 2 B (column DB-ALC2)

Compound	Time (min)	Peak Area
n-Propanol	2.468	216.609

Scottsdale Police Department Crime Lab Volatiles Analysis

Sample: 070819MIX	Vial: 6
Description: Volatiles mix	LIMS ID:
Method: ethanol quant.M	Sequence: 27Jan21
Instrument: US14173023 CN14160045	Injection date: 1/27/2021 1:33:45 PM
Data file: C:\Chem32\1\Data\27Jan21\6.D	Analyst: Abbott JA

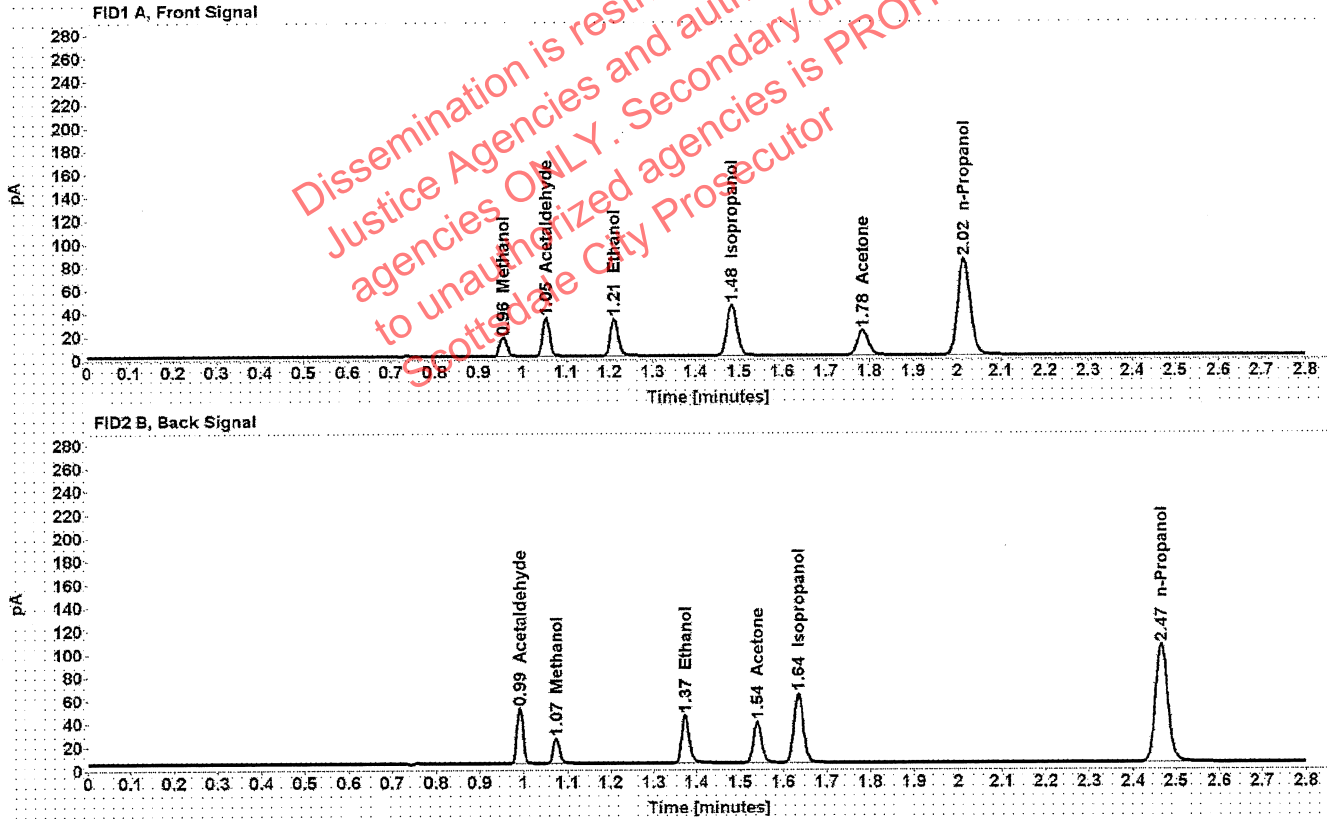


Table 1: FID 1 A (column DB-ALC1)

Compound	Amount (g/100mL)	Time (min)	Peak Area
Methanol	-----	0.956	18.176
Acetaldehyde	-----	1.054	35.974
>Ethanol	0.0680	1.210	41.413
Isopropanol	-----	1.483	70.416
Acetone	-----	1.784	37.268
n-Propanol	-----	2.015	166.615

Table 2: FID 2 B (column DB-ALC2)

Compound	Time (min)	Peak Area
Acetaldehyde	0.992	46.758
Methanol	1.075	23.309
Ethanol	1.373	51.486
Acetone	1.540	46.397
Isopropanol	1.635	90.548
n-Propanol	2.466	206.166

Scottsdale Police Department Crime Lab Volatiles Analysis

Sample: 11092018-A	Vial: 7
Description: 0.400	LIMS ID:
Method: ethanol quant.M	Sequence: 27Jan21
Instrument: US14173023 CN14160045	Injection date: 1/27/2021 1:38:00 PM
Data file: C:\Chem32\1\Data\27Jan21\7.D	Analyst: Abbott <i>GA</i>

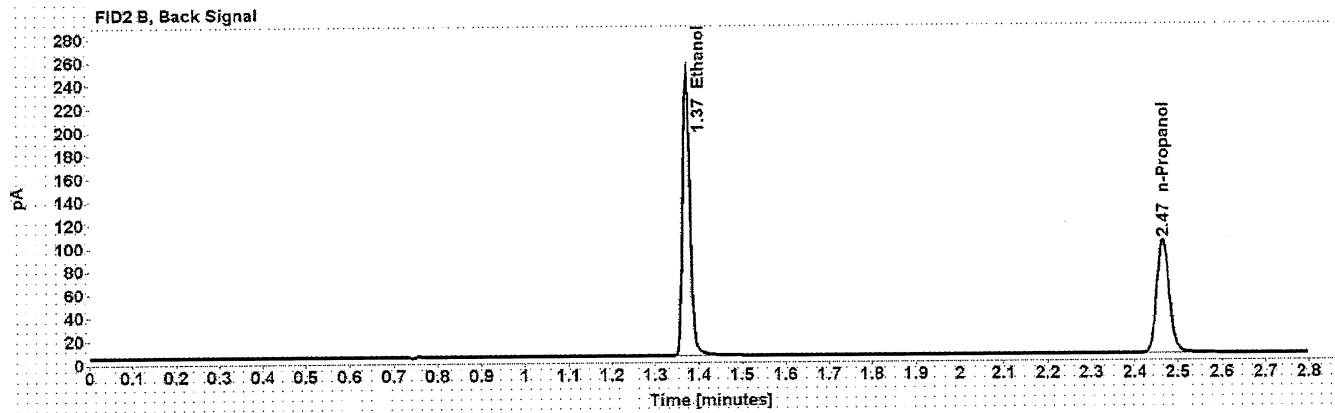
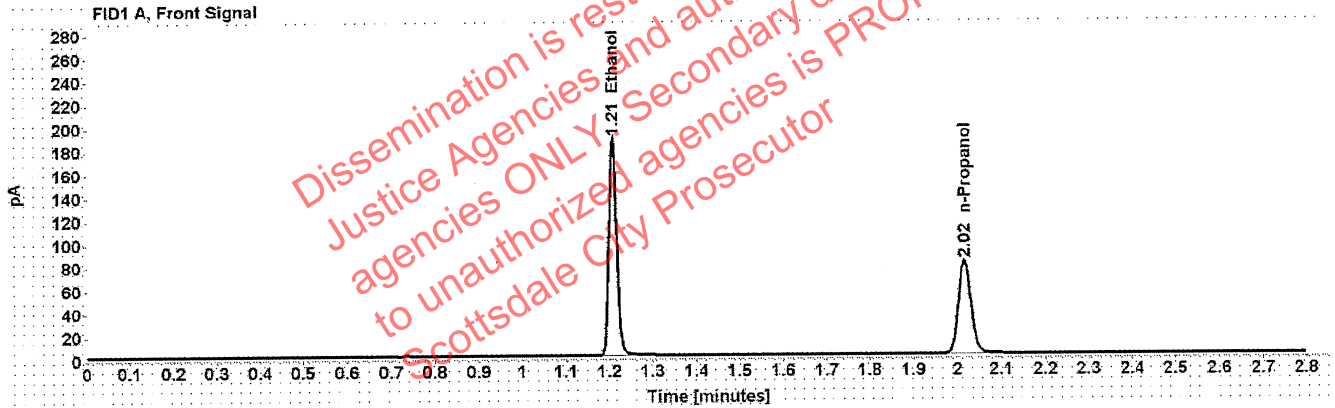


Table 1: FID 1 A (column DB-ALC1)

Compound	Amount (g/100mL)	Time (min)	Peak Area
>Ethanol	0.4005	1.208	237.785
n-Propanol	-----	2.015	161.005

Table 2: FID 2 B (column DB-ALC2)

Compound	Time (min)	Peak Area
Ethanol	1.372	298.286
n-Propanol	2.466	199.151

Scottsdale Police Department Crime Lab Volatiles Analysis

Sample: 14082019-B	Vial: 8
Description: 0.040	LIMS ID:
Method: ethanol quant.M	Sequence: 27Jan21
Instrument: US14173023 CN14160045	Injection date: 1/27/2021 1:42:01 PM
Data file: C:\Chem32\1\Data\27Jan21\8.D	Analyst: Abbott <i>JA</i>

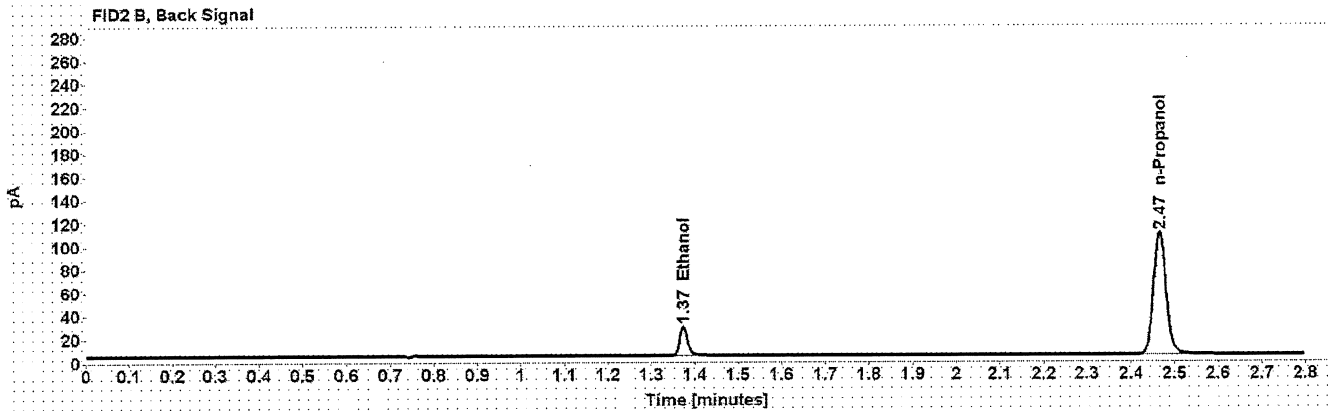
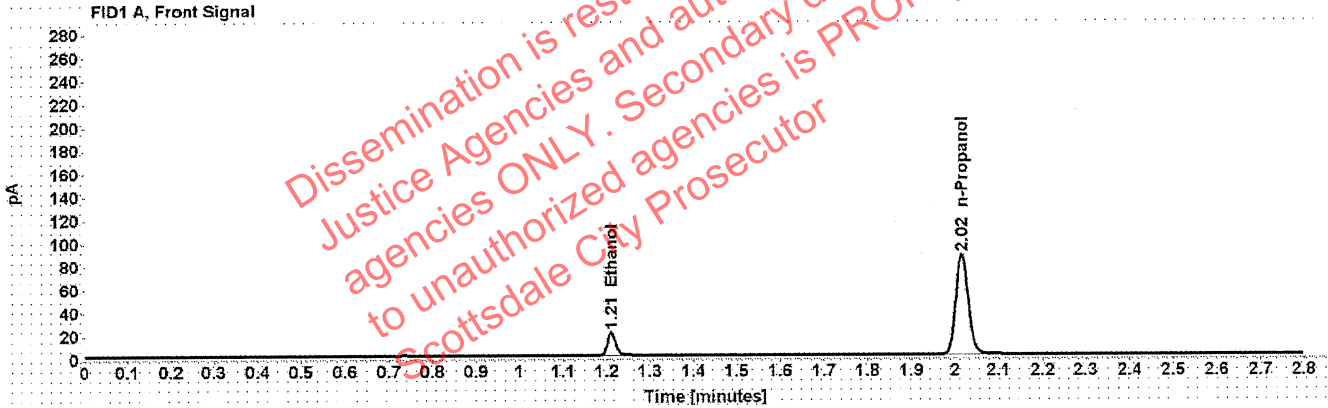


Table 1: FID 1 A (column DB-ALC1)

Compound	Amount (g/100mL)	Time (min)	Peak Area
>Ethanol	0.0408	1.211	25.610
n-Propanol	-----	2.015	172.928

Table 2: FID 2 B (column DB-ALC2)

Compound	Time (min)	Peak Area
Ethanol	1.374	31.775
n-Propanol	2.466	213.386

Scottsdale Police Department Crime Lab Volatiles Analysis

Sample: 407041529/13	Vial: 9
Description: 0.198	LIMS ID:
Method: ethanol quant.M	Sequence: 27Jan21
Instrument: US14173023 CN14160045	Injection date: 1/27/2021 1:46:00 PM
Data file: C:\Chem32\1\Data\27Jan21\9.D	Analyst: Abbott

Dissemination is restricted to Criminal Justice Agencies and authorized ALP-C.J. agencies ONLY. Secondary dissemination to unauthorized agencies is PROHIBITED. Scottsdale City Prosecutor

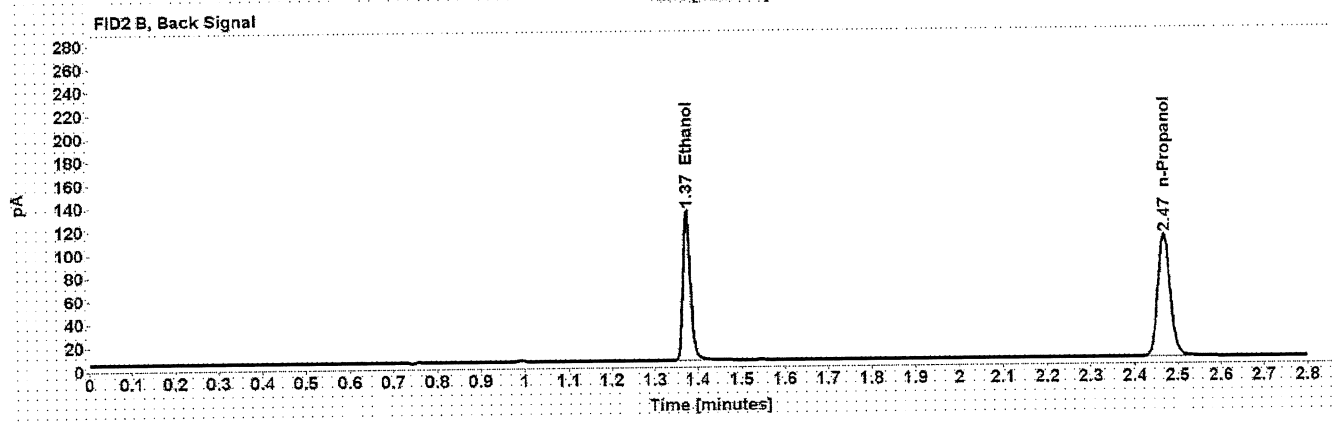
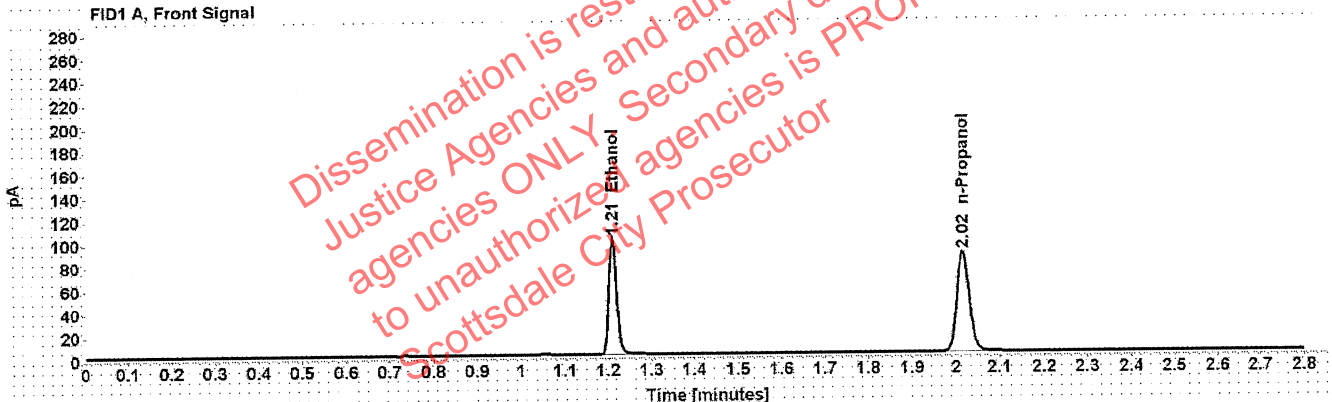


Table 1: FID 1 A (column DB-ALC1)

Compound	Amount (g/100mL)	Time (min)	Peak Area
>Ethanol	0.2013	1.210	128.017
n-Propanol	-----	2.017	172.726

Table 2: FID 2 B (column DB-ALC2)

Compound	Time (min)	Peak Area
Ethanol	1.374	159.763
n-Propanol	2.468	213.457

Scottsdale Police Department Crime Lab Volatiles Analysis

Sample: 03102016-A/1	Vial: 20
Description: 0.080	LIMS ID:
Method: ethanol quant.M	Sequence: 27Jan21
Instrument: US14173023 CN14160045	Injection date: 1/27/2021 2:30:31 PM
Data file: C:\Chem32\1\Data\27Jan21\20.D	Analyst: Abbott <i>Oh</i>

Dissemination is restricted to Criminal Justice Agencies and authorized ALPL-C.J. agencies ONLY. Secondary dissemination to unauthorized agencies is PROHIBITED. Scottsdale City Prosecutor

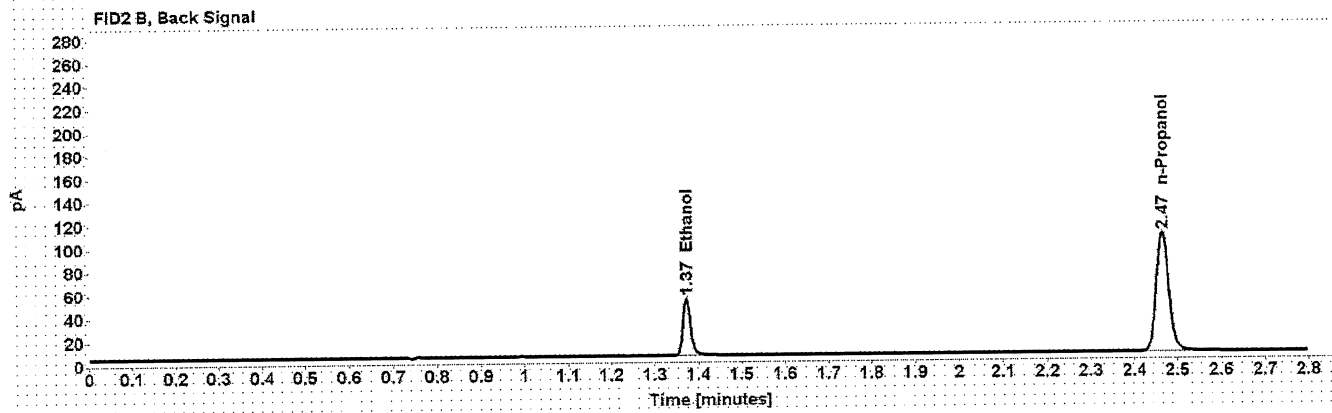
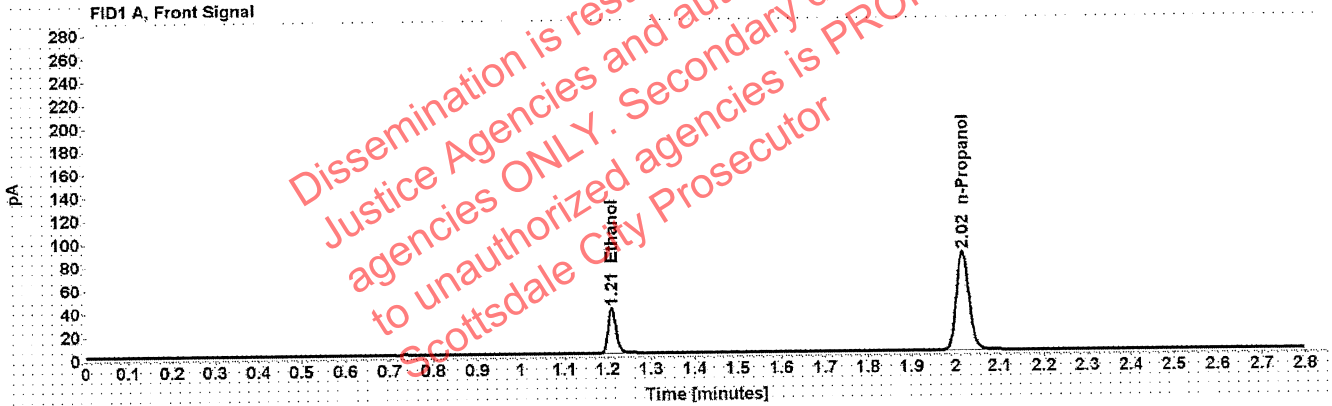


Table 1: FID 1 A (column DB-ALC1)

Compound	Amount (g/100mL)	Time (min)	Peak Area
>Ethanol	0.0798	1.210	49.497
n-Propanol	-----	2.015	169.405

Table 2: FID 2 B (column DB-ALC2)

Compound	Time (min)	Peak Area
Ethanol	1.373	61.707
n-Propanol	2.466	208.663

Scottsdale Police Department Crime Lab Volatiles Analysis

Sample: 03102016-A/1	Vial: 31
Description: 0.080	LIMS ID:
Method: ethanol quant.M	Sequence: 27Jan21
Instrument: US14173023 CN14160045	Injection date: 1/27/2021 3:15:01 PM
Data file: C:\Chem32\1\Data\27Jan21\31.D	Analyst: Abbott <i>JA</i>

Dissemination is restricted to Criminal Justice Agencies and authorized agencies ONLY. Secondary dissemination to unauthorized agencies is PROHIBITED Scottsdale City Prosecutor

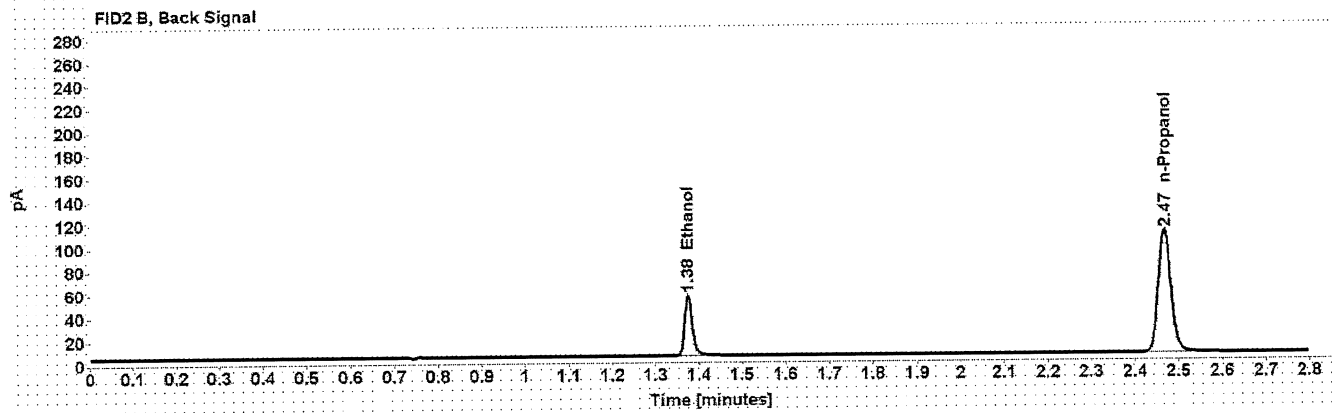
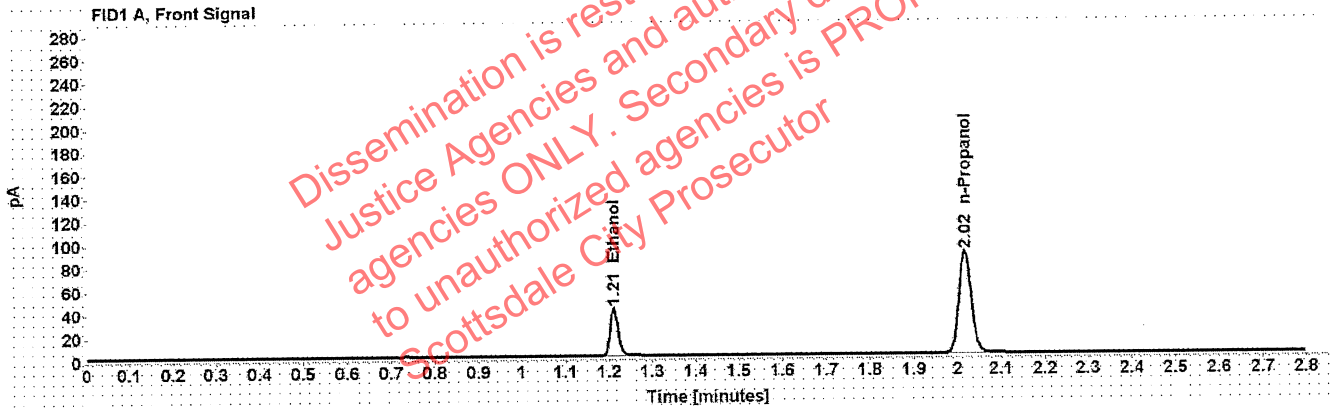


Table 1: FID 1 A (column DB-ALC1)

Compound	Amount (g/100mL)	Time (min)	Peak Area
>Ethanol	0.0819	1.211	52.313
n-Propanol	-----	2.017	174.454

Table 2: FID 2 B (column DB-ALC2)

Compound	Time (min)	Peak Area
Ethanol	1.375	64.917
n-Propanol	2.468	214.699

Scottsdale Police Department Crime Lab Volatiles Analysis

Sample: 407041529/13	Vial: 42
Description: 0.198	LIMS ID:
Method: ethanol quant.M	Sequence: 27Jan21
Instrument: US14173023 CN14160045	Injection date: 1/27/2021 3:59:17 PM
Data file: C:\Chem32\1\Data\27Jan21\42.D	Analyst: Abbott <i>JA</i>

Dissemination is restricted to Criminal Justice Agencies and authorized law enforcement agencies ONLY. Secondary dissemination to unauthorized agencies is PROHIBITED. Scottsdale City Prosecutor

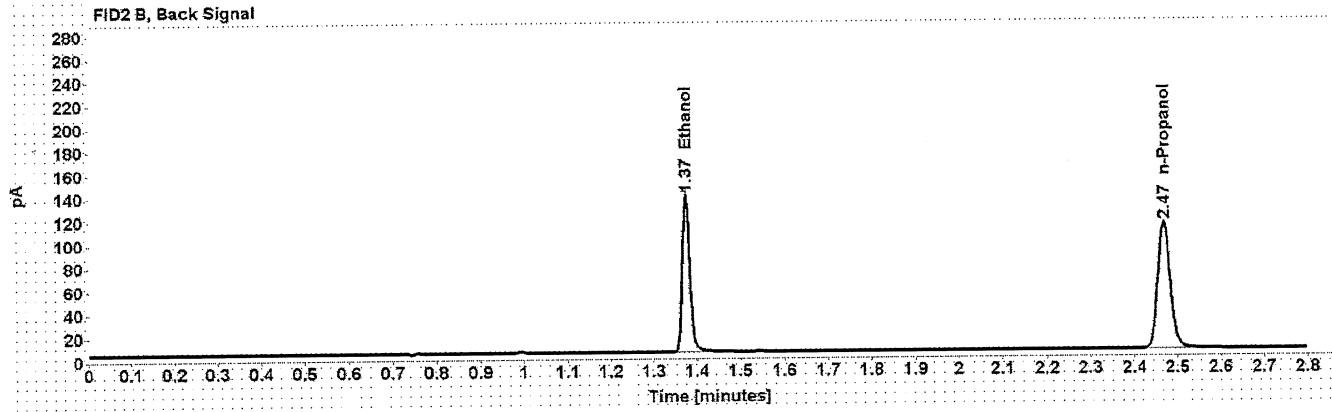
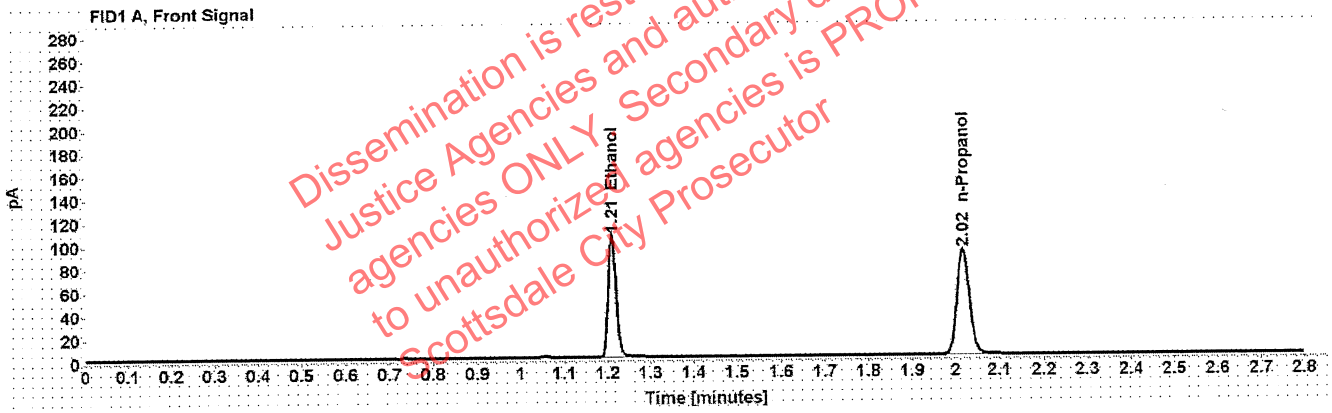


Table 1: FID 1 A (column DB-ALC1)

Compound	Amount (g/100mL)	Time (min)	Peak Area
>Ethanol	0.2027	1.210	134.088
n-Propanol	-----	2.017	179.720

Table 2: FID 2 B (column DB-ALC2)

Compound	Time (min)	Peak Area
Ethanol	1.375	167.618
n-Propanol	2.468	221.396

Scottsdale Police Department Crime Lab Volatiles Analysis

Sample: 03102016-A/1	Vial: 53
Description: 0.080	LIMS ID:
Method: ethanol quant.M	Sequence: 27Jan21
Instrument: US14173023 CN14160045	Injection date: 1/27/2021 4:43:45 PM
Data file: C:\Chem32\1\Data\27Jan21\53.D	Analyst: Abbott <i>JA</i>

Dissemination is restricted to Criminal Justice Agencies and authorized agencies ONLY. Secondary dissemination to unauthorized agencies is PROHIBITED Scottsdale City Prosecutor

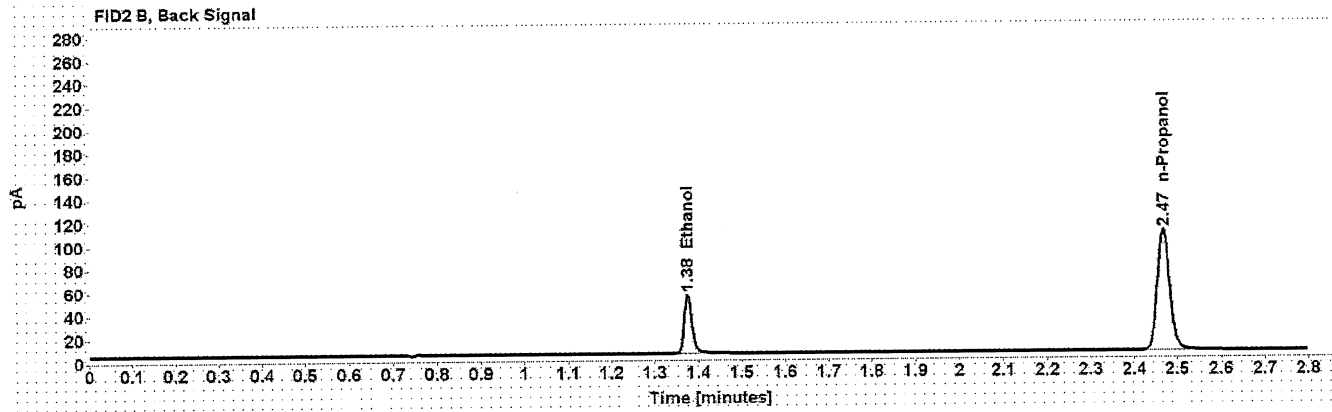
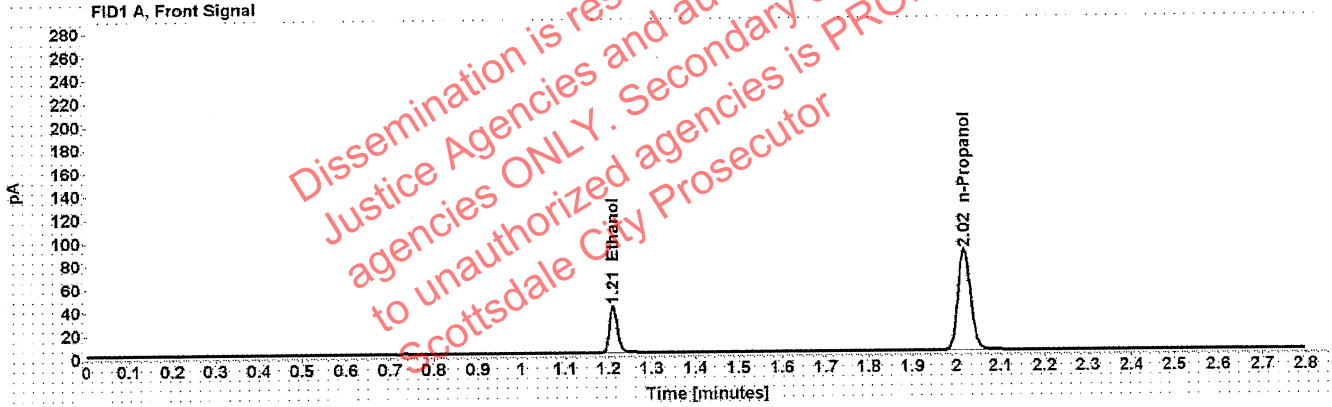


Table 1: FID 1 A (column DB-ALC1)

Compound	Amount (g/100mL)	Time (min)	Peak Area
>Ethanol	0.0810	1.211	51.178
n-Propanol	-----	2.017	172.528

Table 2: FID 2 B (column DB-ALC2)

Compound	Time (min)	Peak Area
Ethanol	1.375	63.709
n-Propanol	2.468	211.989

Scottsdale Police Department Crime Lab Volatiles Analysis

Sample: 03102016-A/1	Vial: 64
Description: 0.080	LIMS ID:
Method: ethanol quant.M	Sequence: 27Jan21
Instrument: US14173023 CN14160045	Injection date: 1/27/2021 5:28:16 PM
Data file: C:\Chem32\1\Data\27Jan21\64.D	Analyst: Abbott

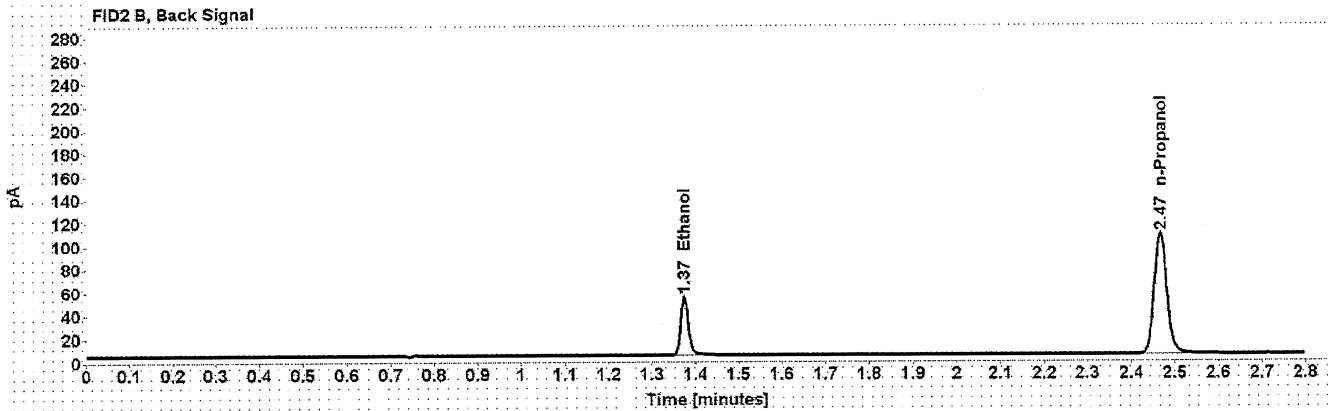
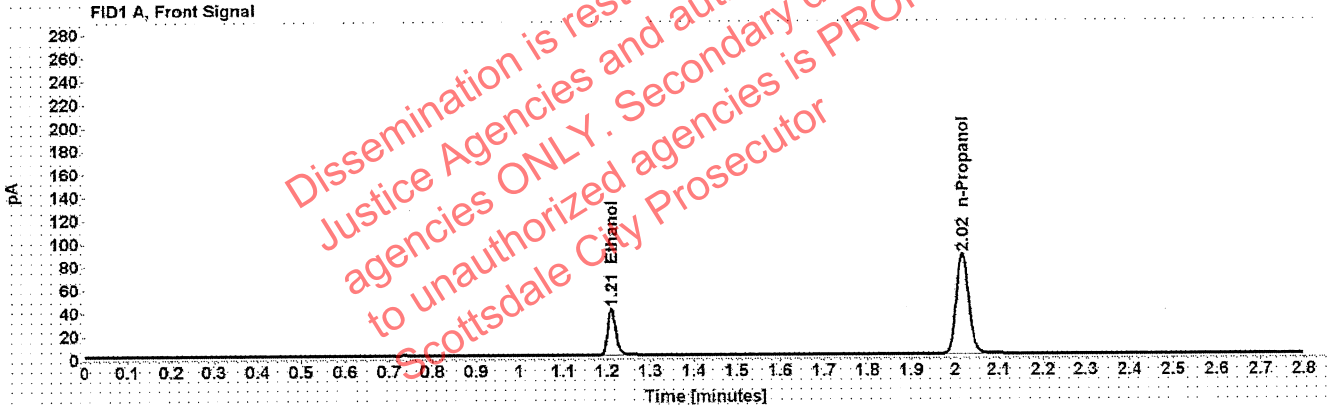


Table 1: FID 1 A (column DB-ALC1)

Compound	Amount (g/100mL)	Time (min)	Peak Area
>Ethanol	0.0806	1.210	50.939
n-Propanol	-----	2.016	172.572

Table 2: FID 2 B (column DB-ALC2)

Compound	Time (min)	Peak Area
Ethanol	1.374	63.204
n-Propanol	2.467	211.890

Scottsdale Police Department Crime Lab Volatiles Analysis

Sample: 407041529/13	Vial: 75
Description: 0.198	LIMS ID:
Method: ethanol quant.M	Sequence: 27Jan21
Instrument: US14173023 CN14160045	Injection date: 1/27/2021 6:12:46 PM
Data file: C:\Chem32\1\Data\27Jan21\75.D	Analyst: Abbott

Dissemination is restricted to Criminal Justice Agencies and authorized agencies ONLY. Secondary dissemination to unauthorized agencies is PROHIBITED. Scottsdale City Prosecutor

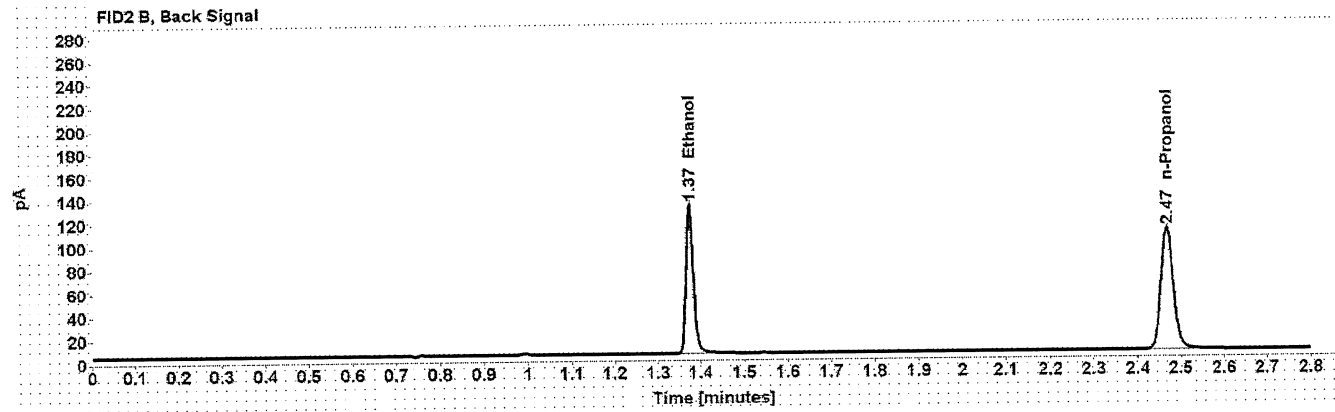
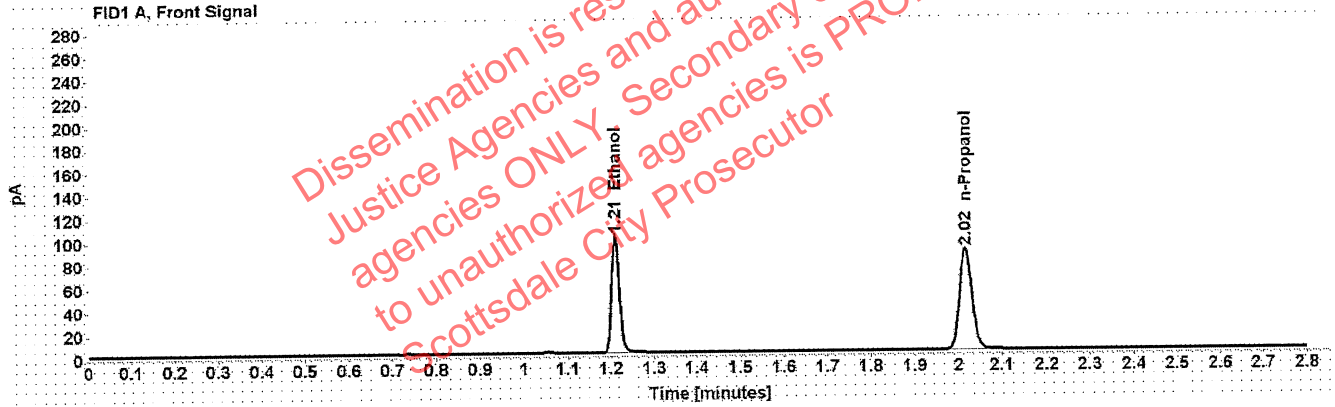


Table 1: FID 1 A (column DB-ALC1)

Compound	Amount (g/100mL)	Time (min)	Peak Area
>Ethanol	0.2005	1.210	128.362
n-Propanol	-----	2.017	173.889

Table 2: FID 2 B (column DB-ALC2)

Compound	Time (min)	Peak Area
Ethanol	1.375	160.544
n-Propanol	2.468	213.838

Scottsdale Police Department Crime Lab Volatiles Analysis

Sample: 11092018-A	Vial: 80
Description: 0.400	LIMS ID:
Method: ethanol quant.M	Sequence: 27Jan21
Instrument: US14173023 CN14160045	Injection date: 1/27/2021 6:33:01 PM
Data file: C:\Chem32\1\Data\27Jan21\80.D	Analyst: Abbott <i>JA</i>

Dissemination is restricted to Criminal Justice Agencies and authorized agencies ONLY. Secondary dissemination to unauthorized agencies is PROHIBITED. Scottsdale City Prosecutor

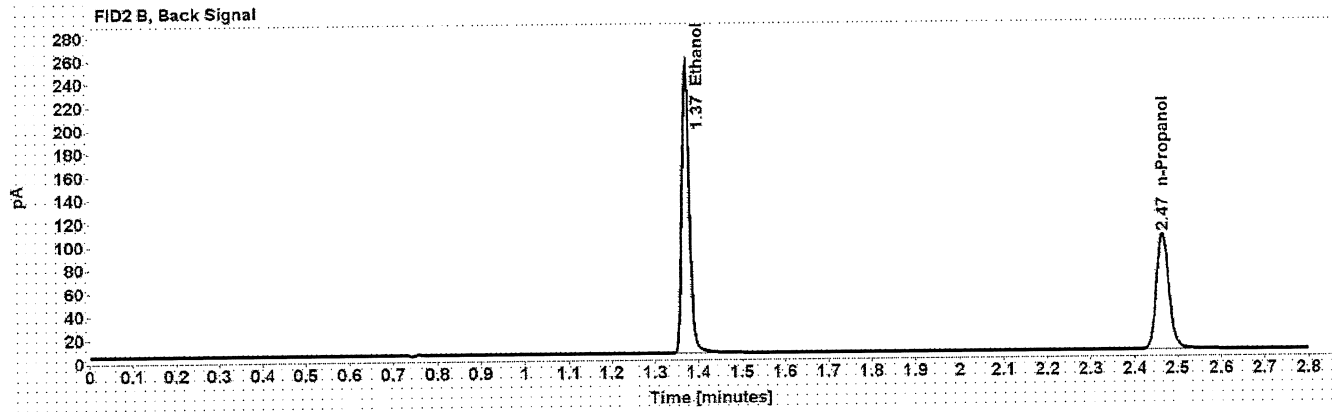
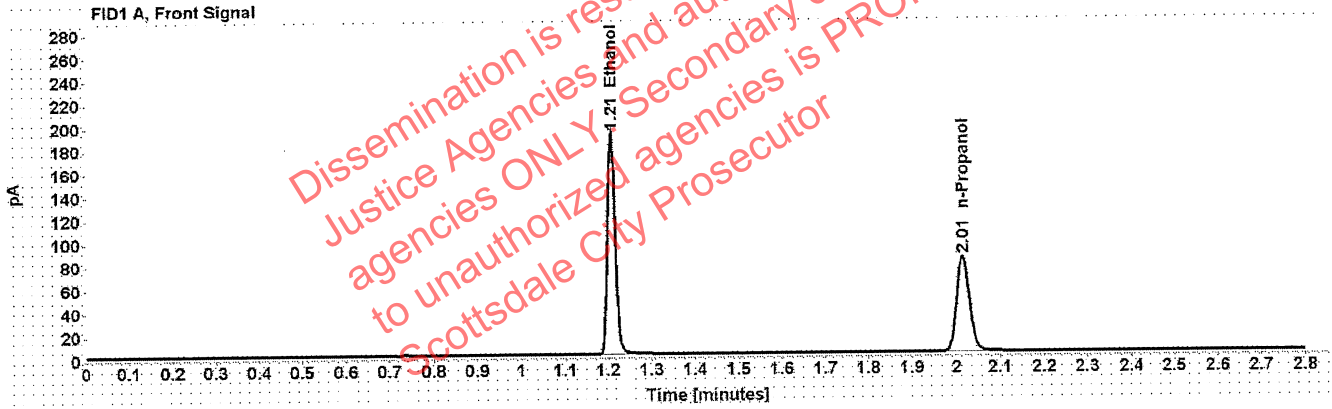


Table 1: FID 1 A (column DB-ALC1)

Compound	Amount (g/100mL)	Time (min)	Peak Area
>Ethanol	0.4017	1.208	243.714
n-Propanol	-----	2.015	164.495

Table 2: FID 2 B (column DB-ALC2)

Compound	Time (min)	Peak Area
Ethanol	1.372	304.687
n-Propanol	2.465	202.544

Scottsdale Police Department Crime Lab Volatiles Analysis

Sample: 14082019-B	Vial: 81
Description: 0.040	LIMS ID:
Method: ethanol quant.M	Sequence: 27Jan21
Instrument: US14173023 CN14160045	Injection date: 1/27/2021 6:37:01 PM
Data file: C:\Chem32\1\Data\27Jan21\81.D	Analyst: Abbott JA

Dissemination is restricted to Criminal Justice Agencies and authorized law enforcement agencies ONLY. Secondary dissemination to unauthorized agencies is PROHIBITED. Scottsdale City Prosecutor

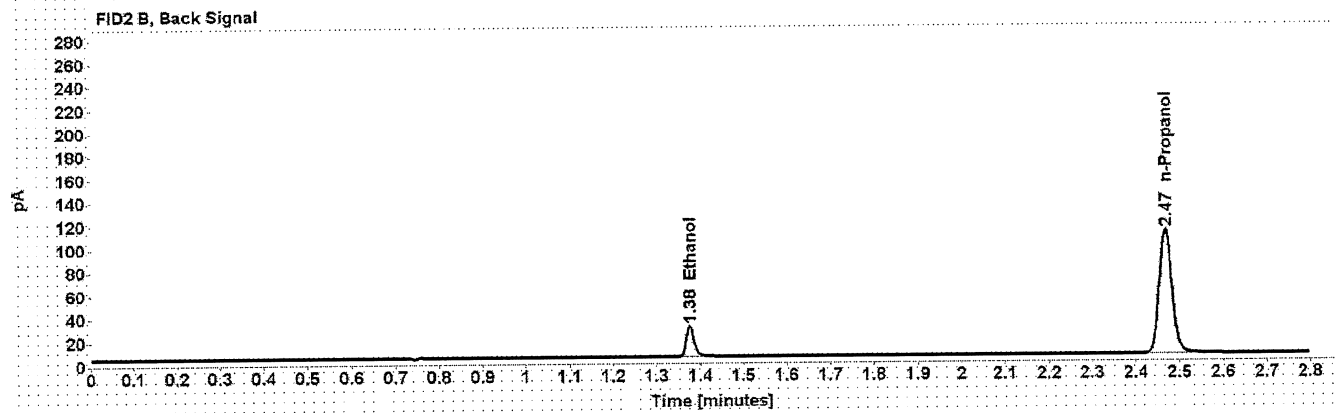
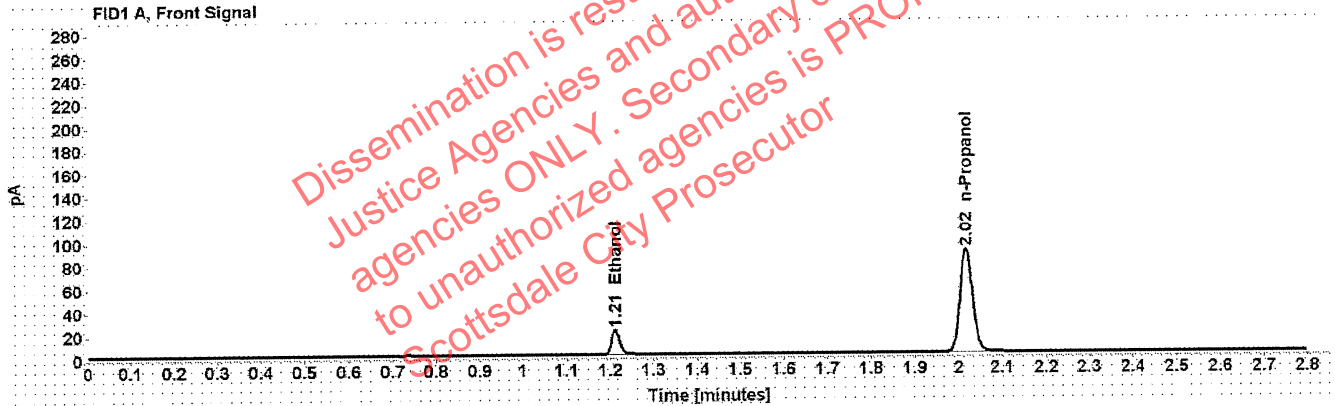


Table 1: FID 1 A (column DB-ALC1)

Compound	Amount (g/100mL)	Time (min)	Peak Area
>Ethanol	0.0418	1.212	26.945
n-Propanol	-----	2.017	177.460

Table 2: FID 2 B (column DB-ALC2)

Compound	Time (min)	Peak Area
Ethanol	1.376	33.317
n-Propanol	2.468	217.765

Scottsdale Police Department Crime Lab Volatiles Analysis

Sample: 407041529/13	Vial: 82
Description: 0.198	LIMS ID:
Method: ethanol quant.M	Sequence: 27Jan21
Instrument: US14173023 CN14160045	Injection date: 1/27/2021 6:41:01 PM
Data file: C:\Chem32\1\Data\27Jan21\82.D	Analyst: Abbott <i>JA</i>

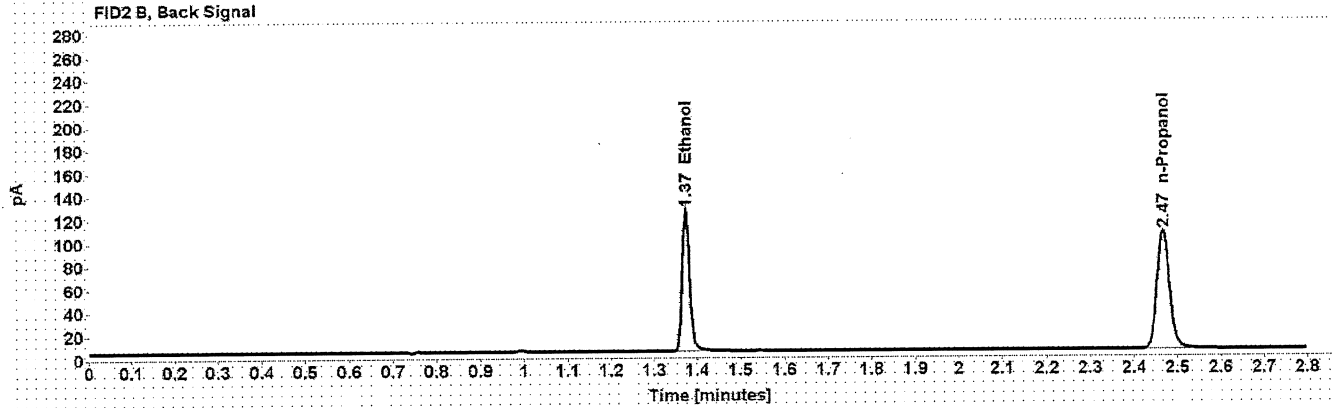
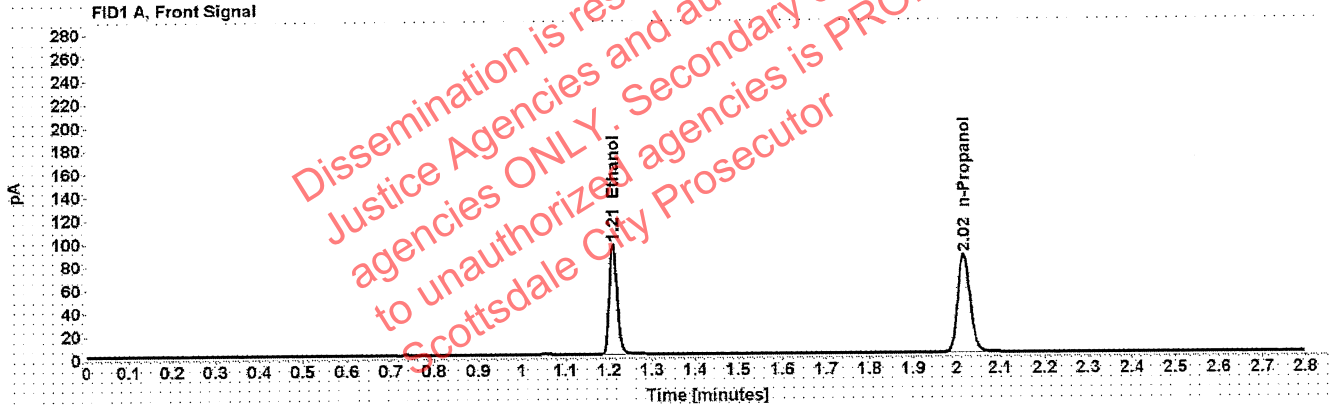


Table 1: FID 1 A (column DB-ALC1)

Compound	Amount (g/100mL)	Time (min)	Peak Area
>Ethanol	0.1958	1.209	121.617
n-Propanol	-----	2.016	168.769

Table 2: FID 2 B (column DB-ALC2)

Compound	Time (min)	Peak Area
Ethanol	1.373	150.806
n-Propanol	2.467	207.496

Scottsdale Police Department Crime Lab Volatiles Analysis

Sample: 111020WB	Vial: 83
Description: Negative	LIMS ID:
Method: ethanol quant.M	Sequence: 27Jan21
Instrument: US14173023 CN14160045	Injection date: 1/27/2021 6:45:03 PM
Data file: C:\Chem32\1\Data\27Jan21\83.D	Analyst: Abbott <i>JA</i>

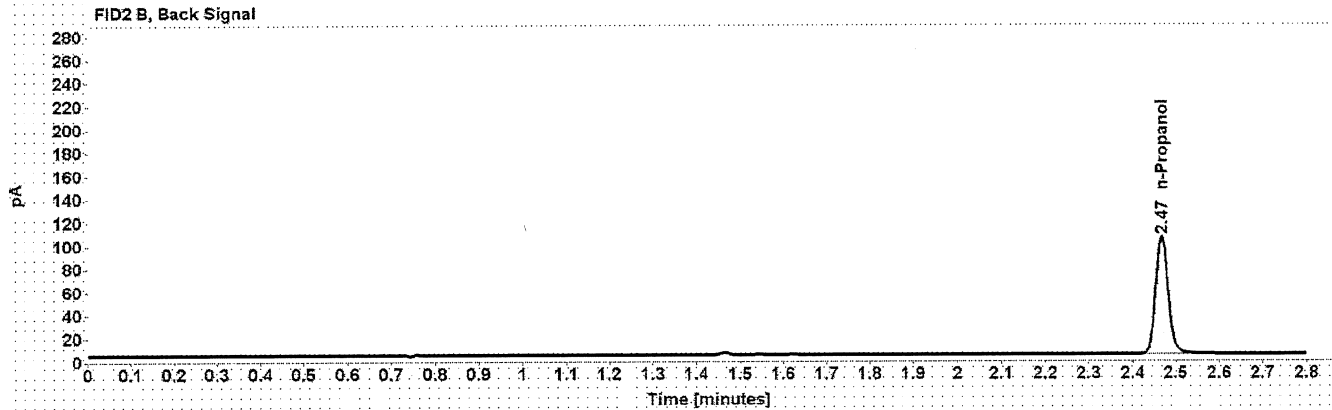
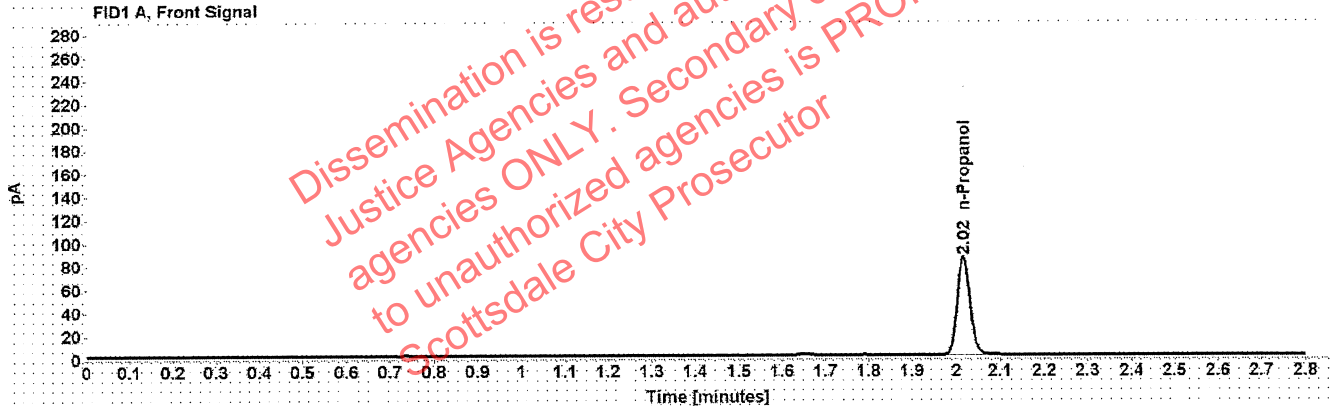


Table 1: FID 1 A (column DB-ALC1)

Compound	Amount (g/100mL)	Time (min)	Peak Area
n-Propanol	-----	2.016	168.045

Table 2: FID 2 B (column DB-ALC2)

Compound	Time (min)	Peak Area
n-Propanol	2.467	206.360

Sequence Summary

Sequence name: 27Jan21 Instrument: US14173023 CN14160045 Analyst: Abbott *ph*

Vial	Sample	Description	Type	LIMS ID	Method
1	FN06141806	0.020 calibrator	Calibration		ethanol quant.M
2	FN05311902	0.100 calibrator	Calibration		ethanol quant.M
3	FN05101903	0.200 calibrator	Calibration		ethanol quant.M
4	FN10051906	0.400 calibrator	Calibration		ethanol quant.M
5	112420AQ	Negative	Control		ethanol quant.M
6	070819MIX	Volatiles mix	Control		ethanol quant.M
7	11092018-A	0.400	Control		ethanol quant.M
8	14082019-B	0.040	Control		ethanol quant.M
9	407041529/13	0.198	Control		ethanol quant.M
10	1316615		Sample		ethanol quant.M
11	1316615		Sample		ethanol quant.M
12	1355865		Sample		ethanol quant.M
13	1355865		Sample		ethanol quant.M
14	1353402		Sample		ethanol quant.M
15	1353402		Sample		ethanol quant.M
16	38101SP		Sample		ethanol quant.M
17	38101SP		Sample		ethanol quant.M
18	17601DR		Sample		ethanol quant.M
19	17601DR		Sample		ethanol quant.M
20	03102016-A/1	0.080	Control		ethanol quant.M
21	34701JH		Sample		ethanol quant.M
22	34701JH		Sample		ethanol quant.M
23	38301TD		Sample		ethanol quant.M
24	38301TD		Sample		ethanol quant.M
25	17601EB		Sample		ethanol quant.M
26	17601EB		Sample		ethanol quant.M
27	38601MK		Sample		ethanol quant.M
28	38601MK		Sample		ethanol quant.M
29	32601DB		Sample		ethanol quant.M
30	32601DB		Sample		ethanol quant.M
31	03102016-A/1	0.080	Control		ethanol quant.M
32	35301LH		Sample		ethanol quant.M
33	35301LH		Sample		ethanol quant.M
34	1356073		Sample		ethanol quant.M
35	1356073		Sample		ethanol quant.M
36	1353970		Sample		ethanol quant.M
37	1353970		Sample		ethanol quant.M
38	1346166		Sample		ethanol quant.M
39	1346166		Sample		ethanol quant.M
40	1355015		Sample		ethanol quant.M
41	1355015		Sample		ethanol quant.M
42	407041529/13	0.198	Control		ethanol quant.M
43	1355362		Sample		ethanol quant.M
44	1355362		Sample		ethanol quant.M
45	1356214		Sample		ethanol quant.M
46	1356214		Sample		ethanol quant.M
47	1321147		Sample		ethanol quant.M

Dissemination is restricted to Criminal Justice Agencies and authorized agencies ONLY. Secondary dissemination to unauthorized agencies is PROHIBITED. Scottsdale City Prosecutor

Sequence Summary

48	1321147		Sample	ethanol quant.M
49	1287926		Sample	ethanol quant.M
50	1287926		Sample	ethanol quant.M
51	1355420		Sample	ethanol quant.M
52	1355420		Sample	ethanol quant.M
53	03102016-A/1	0.080	Control	ethanol quant.M
54	1354351		Sample	ethanol quant.M
55	1354351		Sample	ethanol quant.M
56	1356371		Sample	ethanol quant.M
57	1356371		Sample	ethanol quant.M
58	1354102		Sample	ethanol quant.M
59	1354102		Sample	ethanol quant.M
60	1356760		Sample	ethanol quant.M
61	1356760		Sample	ethanol quant.M
62	1356708		Sample	ethanol quant.M
63	1356708		Sample	ethanol quant.M
64	03102016-A/1	0.080	Control	ethanol quant.M
65	1356373		Sample	ethanol quant.M
66	1356373		Sample	ethanol quant.M
67	1356530		Sample	ethanol quant.M
68	1356530		Sample	ethanol quant.M
69	1356612		Sample	ethanol quant.M
70	1356612		Sample	ethanol quant.M
71	1356203		Sample	ethanol quant.M
72	1356203		Sample	ethanol quant.M
73	1357020		Sample	ethanol quant.M
74	1357020		Sample	ethanol quant.M
75	407041529/13	0.198	Control	ethanol quant.M
76	1355374		Sample	ethanol quant.M
77	1355374		Sample	ethanol quant.M
78	1354619		Sample	ethanol quant.M
79	1354619		Sample	ethanol quant.M
80	11092018-A	0.400	Control	ethanol quant.M
81	14082019-B	0.040	Control	ethanol quant.M
82	407041529/13	0.198	Control	ethanol quant.M
83	111020WB	Negative	Control	ethanol quant.M

Dissemination is restricted to Criminal Justice Agencies and authorized agencies ONLY. Secondary dissemination to unauthorized agencies is PROHIBITED. Scottsdale City Prosecutor

Scottsdale Police Department Crime Laboratory Summary of Cases

SEQUENCE NAME: 27Jan21

ANALYST: Abbott 

Vials	Test 1 (g/dL)	Test 2 (g/dL)	Mean (g/dL)	Percent Difference*	Absolute Difference (g/dL)*
10 11	0.1705	0.1697	0.17010	0.24	0.00040
12 13	0.1264	0.1271	0.12675	0.28	0.00035
14 15	0.1824	0.1809	0.18165	0.41	0.00075
16 17	0.2084	0.2080	0.20820	0.10	0.00020
18 19	0.0909	0.0916	0.09125	0.38	0.00035
21 22	0.1518	0.1517	0.15175	0.03	0.00005
23 24	0.1882	0.1905	0.18935	0.61	0.00115
25 26	0.1244	0.1240	0.12420	0.16	0.00020
27 28	0.2299	0.2291	0.22950	0.17	0.00040
29 30	0.2117	0.2119	0.21180	0.05	0.00010
32 33	0.2449	0.2427	0.24380	0.45	0.00110
34 35	0.1592	0.1583	0.15875	0.28	0.00045
36 37	0.0456	0.0457	0.04565	0.11	0.00005
38 39	0.2276	0.2283	0.22795	0.15	0.00035
40 41	0.3175	0.3188	0.31815	0.20	0.00065
43 44	0.1452	0.1446	0.14490	0.21	0.00030
45 46	0.0874	0.0870	0.08720	0.23	0.00020
47 48	0.1419	0.1419	0.14190	0.00	0.00000
49 50	0.1073	0.1067	0.10700	0.28	0.00030
51 52	0.1244	0.1236	0.12400	0.32	0.00040
54 55	0.0962	0.0966	0.09640	0.21	0.00020
56 57	0.2650	0.2657	0.26535	0.13	0.00035
58 59	0.2144	0.2134	0.21390	0.23	0.00050
60 61	0.1634	0.1632	0.16330	0.06	0.00010
62 63	0.3090	0.3106	0.30980	0.26	0.00080
65 66	0.1263	0.1260	0.12615	0.12	0.00015
67 68	0.0576	0.0575	0.05755	0.09	0.00005
69 70	0.1066	0.1069	0.10675	0.14	0.00015
71 72	0.2410	0.2402	0.24060	0.17	0.00040
73 74	0.1350	0.1344	0.13470	0.22	0.00030
76 77	0.2704	0.2701	0.27025	0.06	0.00015
78 79	0.1597	0.1605	0.16010	0.25	0.00040

*Calculated differences are differences from the mean of the two results.

Scottsdale Forensic Lab

Blood Alcohol Pipetting Log

ANALYST: Abbott *RA*

SEQUENCE: 27Jan21

Instrument Position	Headspace Vial 1	Headspace Vial 2	Blood Tube	Barcode Match
Vials 10 and 11	1316615	1316615	1316615	Yes
Vials 12 and 13	1355865	1355865	1355865	Yes
Vials 14 and 15	1353402	1353402	1353402	Yes
Vials 16 and 17	38101SP	38101SP	38101SP	Yes
Vials 18 and 19	17601DR	17601DR	17601DR	Yes
Vials 21 and 22	34701JH	34701JH	34701JH	Yes
Vials 23 and 24	38301TD	38301TD	38301TD	Yes
Vials 25 and 26	17601EB	17601EB	17601EB	Yes
Vials 27 and 28	38601MK	38601MK	38601MK	Yes
Vials 29 and 30	32601DB	32601DB	32601DB	Yes
Vials 32 and 33	35301LH	35301LH	35301LH	Yes
Vials 34 and 35	1356073	1356073	1356073	Yes
Vials 36 and 37	1353970	1353970	1353970	Yes
Vials 38 and 39	1346166	1346166	1346166	Yes
Vials 40 and 41	1355015	1355015	1355015	Yes
Vials 43 and 44	1355362	1355362	1355362	Yes
Vials 45 and 46	1356214	1356214	1356214	Yes
Vials 47 and 48	1321147	1321147	1321147	Yes
Vials 49 and 50	1287926	1287926	1287926	Yes
Vials 51 and 52	1355420	1355420	1355420	Yes
Vials 54 and 55	1354351	1354351	1354351	Yes
Vials 56 and 57	1356371	1356371	1356371	Yes
Vials 58 and 59	1354102	1354102	1354102	Yes
Vials 60 and 61	1356760	1356760	1356760	Yes
Vials 62 and 63	1356708	1356708	1356708	Yes
Vials 65 and 66	1356373	1356373	1356373	Yes
Vials 67 and 68	1356530	1356530	1356530	Yes
Vials 69 and 70	1356612	1356612	1356612	Yes
Vials 71 and 72	1356203	1356203	1356203	Yes
Vials 73 and 74	1357020	1357020	1357020	Yes
Vials 76 and 77	1355374	1355374	1355374	Yes
Vials 78 and 79	1354619	1354619	1354619	Yes

Scottsdale Police Department Crime Lab Volatiles Analysis

Sample:	1316615	Vial:	10
Description:	[REDACTED]	LIMS ID:	[REDACTED]
Method:	ethanol quant.M	Sequence:	27Jan21
Instrument:	US14173023 CN14160045	Injection date:	1/27/2021 1:50:00 PM
Data file:	C:\Chem32\1\Data\27Jan21\10.D	Analyst:	Abbott

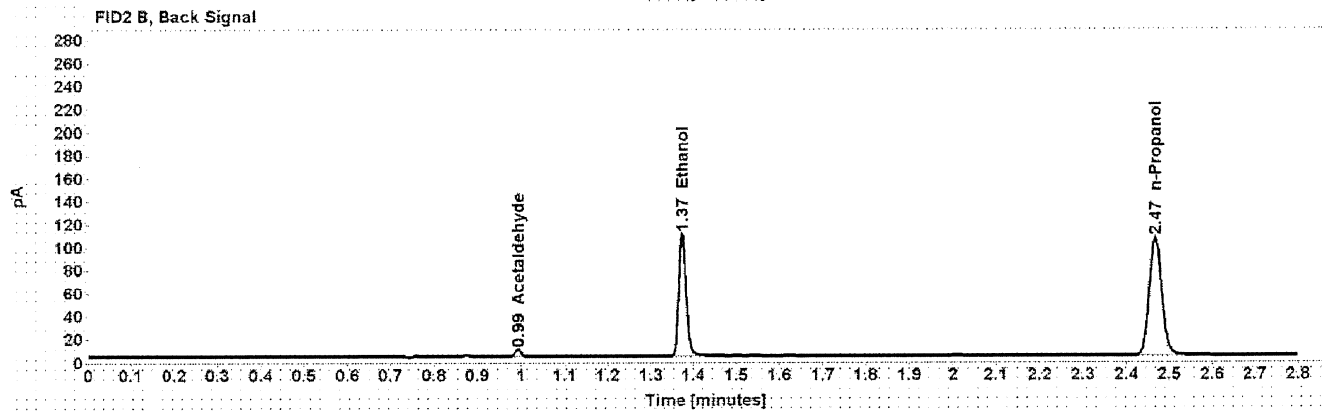
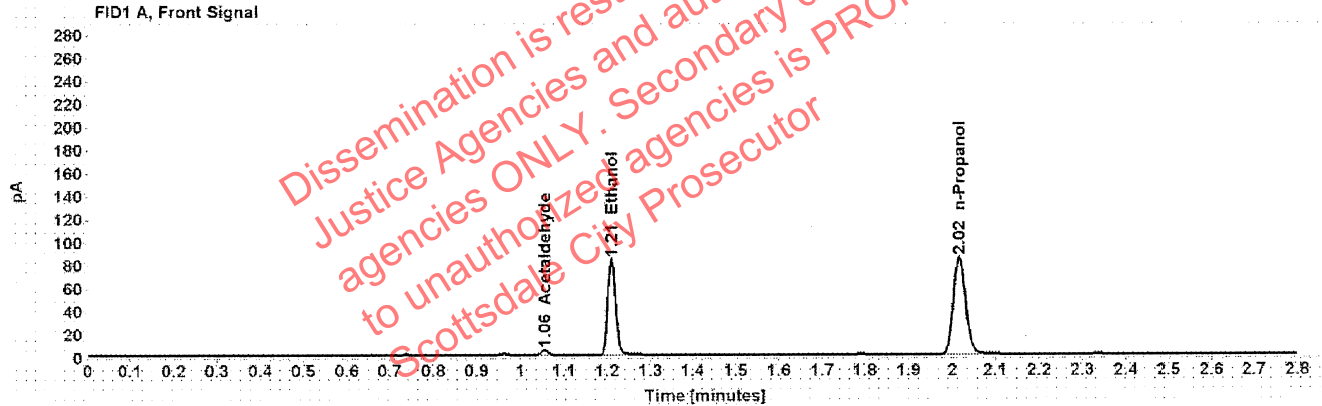


Table 1: FID 1 A (column DB-ALC1)

Compound	Amount (g/100mL)	Time (min)	Peak Area
Acetaldehyde	-----	1.055	4.460
>Ethanol	0.1705	1.210	105.526
n-Propanol	-----	2.016	168.182

Table 2: FID 2 B (column DB-ALC2)

Compound	Time (min)	Peak Area
Acetaldehyde	0.992	5.860
Ethanol	1.374	131.381
n-Propanol	2.467	208.055

Scottsdale Police Department Crime Lab Volatiles Analysis

Sample:	1316615	Vial:	11
Description:	[REDACTED]	LIMS ID:	[REDACTED]
Method:	ethanol quant.M	Sequence:	27Jan21
Instrument:	US14173023 CN14160045	Injection date:	1/27/2021 1:54:01 PM
Data file:	C:\Chem32\1\Data\27Jan21\11.D	Analyst:	Abbott

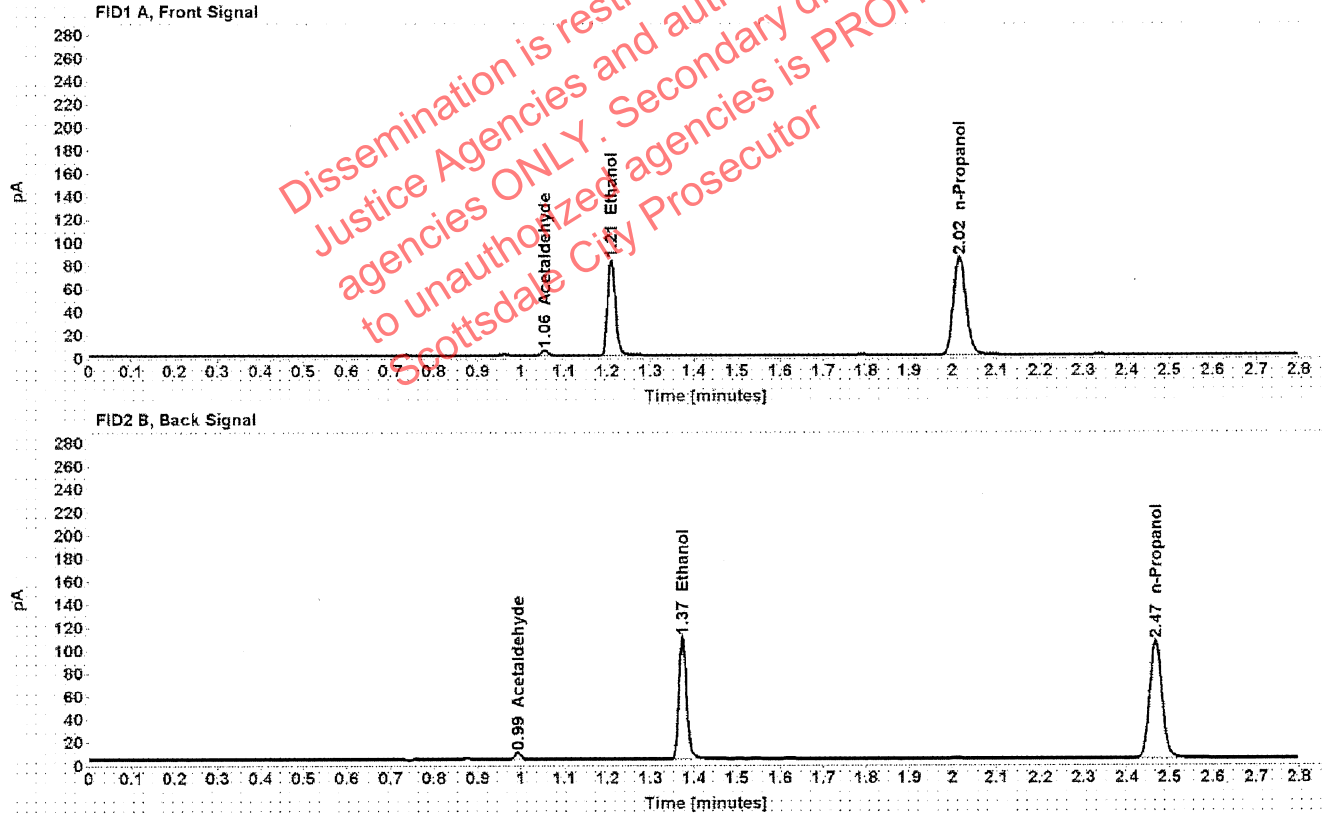


Table 1: FID 1 A (column DB-ALC1)

Compound	Amount (g/100mL)	Time (min)	Peak Area
Acetaldehyde	-----	1.055	4.478
>Ethanol	0.1697	1.210	105.040
n-Propanol	-----	2.016	168.195

Table 2: FID 2 B (column DB-ALC2)

Compound	Time (min)	Peak Area
Acetaldehyde	0.992	5.872
Ethanol	1.374	131.062
n-Propanol	2.467	208.009

: Abbott, Lori - (28-Jan-2021)

Case: [REDACTED] User: LAbbott 1/28/2021

Scottsdale Police Department Crime Lab Volatiles Analysis

Sample:	1355865	Vial:	12
Description:	[REDACTED]	LIMS ID:	[REDACTED]
Method:	ethanol quant.M	Sequence:	27Jan21
Instrument:	US14173023 CN14160045	Injection date:	1/27/2021 1:58:01 PM
Data file:	C:\Chem32\1\Data\27Jan21\12.D	Analyst:	Abbott

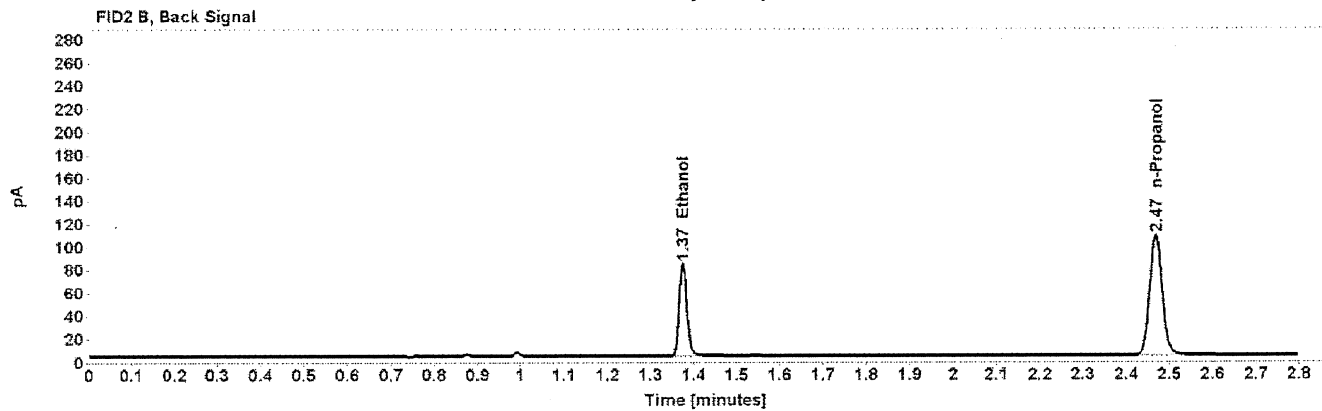
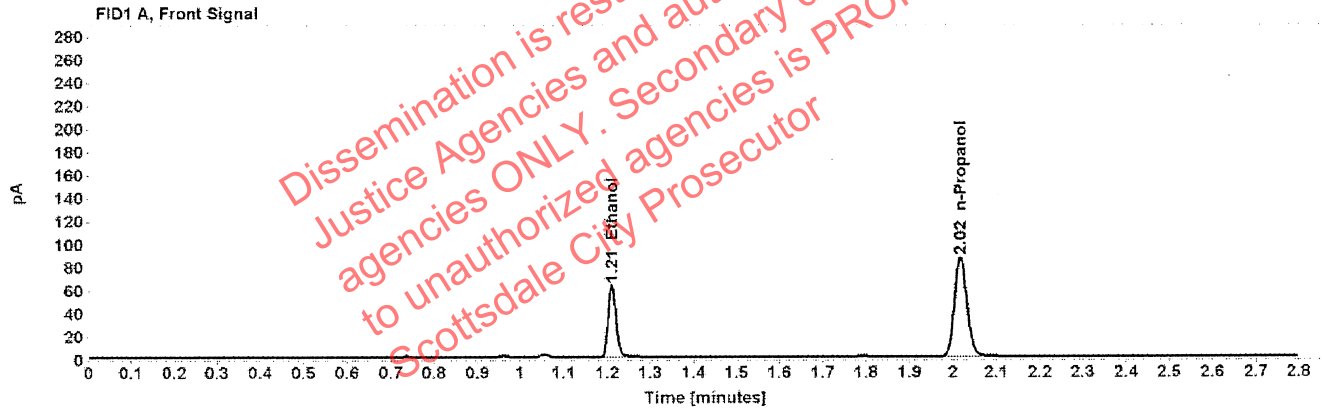


Table 1: FID 1 A (column DB-ALC1)

Compound	Amount (g/100mL)	Time (min)	Peak Area
>Ethanol	0.1264	1.211	79.840
n-Propanol	-----	2.017	171.926

Table 2: FID 2 B (column DB-ALC2)

Compound	Time (min)	Peak Area
Ethanol	1.375	99.139
n-Propanol	2.468	211.823

Scottsdale Police Department Crime Lab Volatiles Analysis

Sample:	1355865	Vial:	13
Description:	[REDACTED]	LIMS ID:	[REDACTED]
Method:	ethanol quant.M	Sequence:	27Jan21
Instrument:	US14173023 CN14160045	Injection date:	1/27/2021 2:02:15 PM
Data file:	C:\Chem32\1\Data\27Jan21\13.D	Analyst:	Abbott

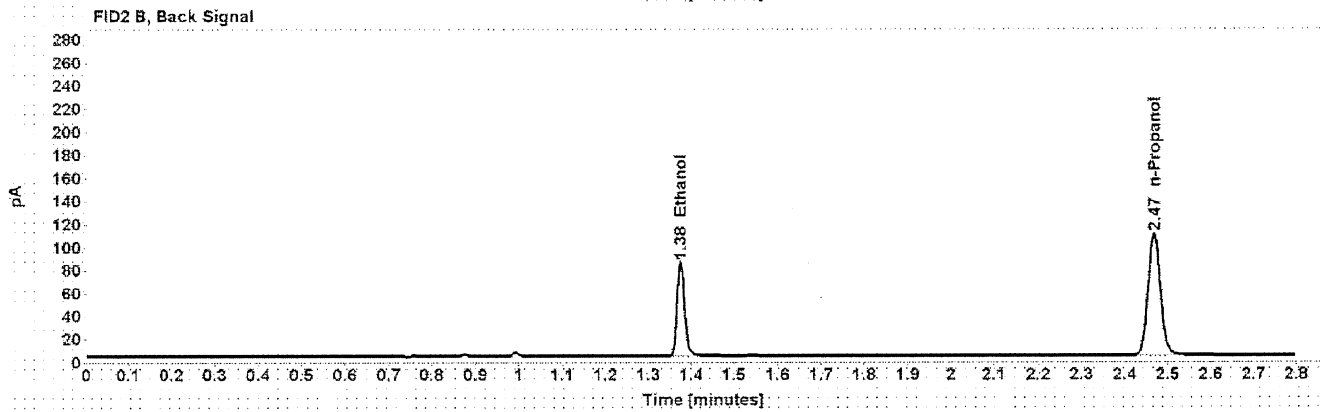
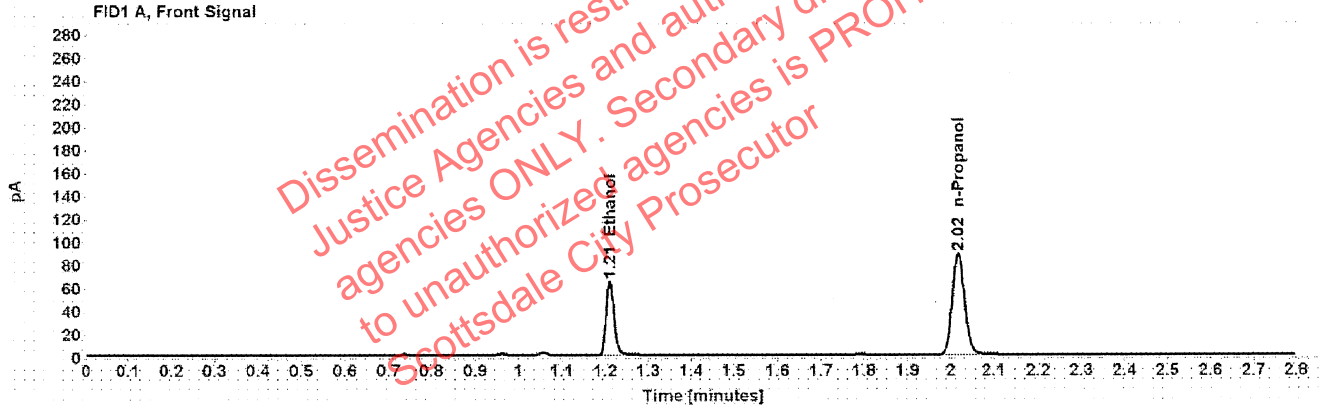


Table 1: FID 1 A (column DB-ALC1)

Compound	Amount (g/100mL)	Time (min)	Peak Area
>Ethanol	0.1271	1.211	81.603
n-Propanol	-----	2.017	174.713

Table 2: FID 2 B (column DB-ALC2)

Compound	Time (min)	Peak Area
Ethanol	1.375	101.320
n-Propanol	2.468	215.054

[REDACTED]: Abbott, Lori - (28-Jan-2021)

Case: [REDACTED] User: LAbbott 1/28/2021

Scottsdale Police Department Crime Lab Volatiles Analysis

Sample:	1353402	Vial:	14
Description:	[REDACTED]	LIMS ID:	[REDACTED]
Method:	ethanol quant.M	Sequence:	27Jan21
Instrument:	US14173023 CN14160045	Injection date:	1/27/2021 2:06:14 PM
Data file:	C:\Chem32\1\Data\27Jan21\14.D	Analyst:	Abbott

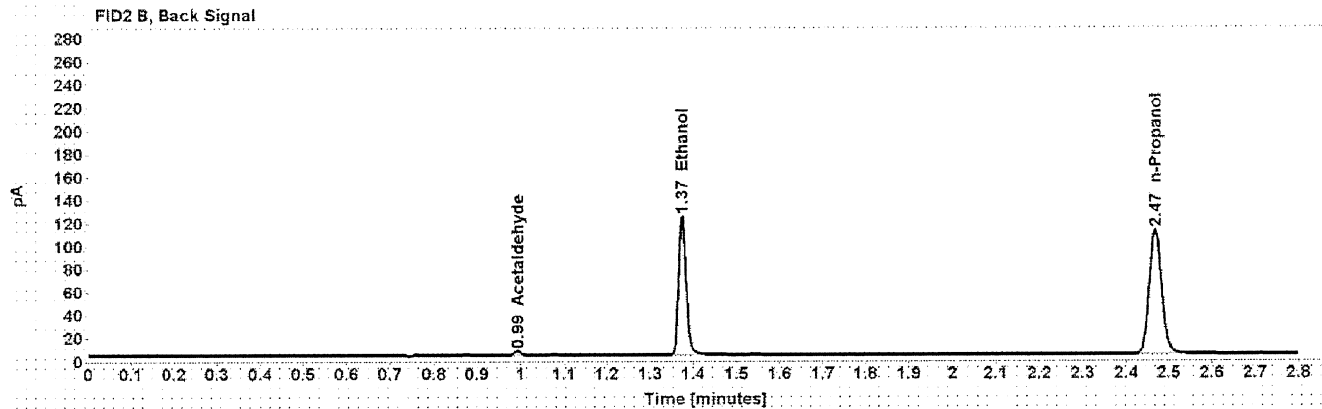
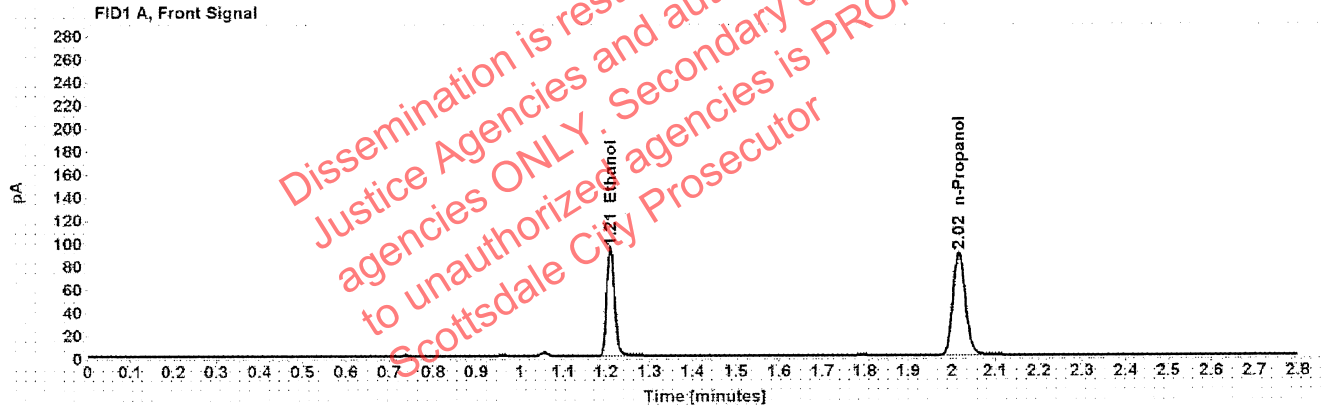


Table 1: FID 1 A (column DB-ALC1)

Compound	Amount (g/100mL)	Time (min)	Peak Area
>Ethanol	0.1824	1.210	119.515
n-Propanol	-----	2.017	178.097

Table 2: FID 2 B (column DB-ALC2)

Compound	Time (min)	Peak Area
Acetaldehyde	0.993	3.778
Ethanol	1.375	148.562
n-Propanol	2.468	219.188

Scottsdale Police Department Crime Lab Volatiles Analysis

Sample:	1353402	Vial:	15
Description:	[REDACTED]	LIMS ID:	[REDACTED]
Method:	ethanol quant.M	Sequence:	27Jan21
Instrument:	US14173023 CN14160045	Injection date:	1/27/2021 2:10:15 PM
Data file:	C:\Chem32\1\Data\27Jan21\15.D	Analyst:	Abbott

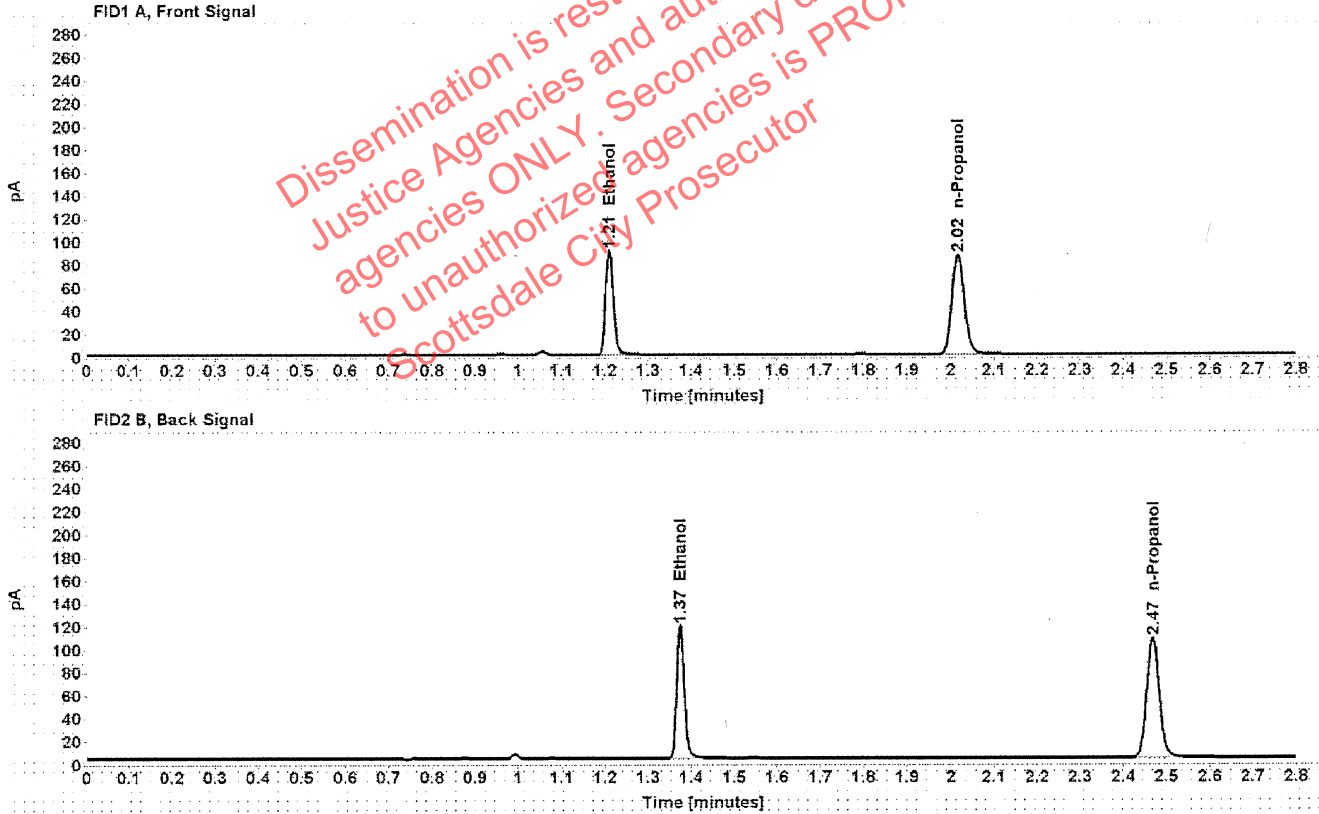


Table 1: FID 1 A (column DB-ALC1)

Compound	Amount (g/100mL)	Time (min)	Peak Area
>Ethanol	0.1809	1.210	114.439
n-Propanol	-----	2.017	171.951

Table 2: FID 2 B (column DB-ALC2)

Compound	Time (min)	Peak Area
Ethanol	1.375	142.201
n-Propanol	2.468	211.568

Scottsdale Police Department Crime Lab Volatiles Analysis

Sample:	38101SP	Vial:	16
Description:	[REDACTED]	LIMS ID:	[REDACTED]
Method:	ethanol quant.M	Sequence:	27Jan21
Instrument:	US14173023 CN14160045	Injection date:	1/27/2021 2:14:14 PM
Data file:	C:\Chem32\1\Data\27Jan21\16.D	Analyst:	Abbott

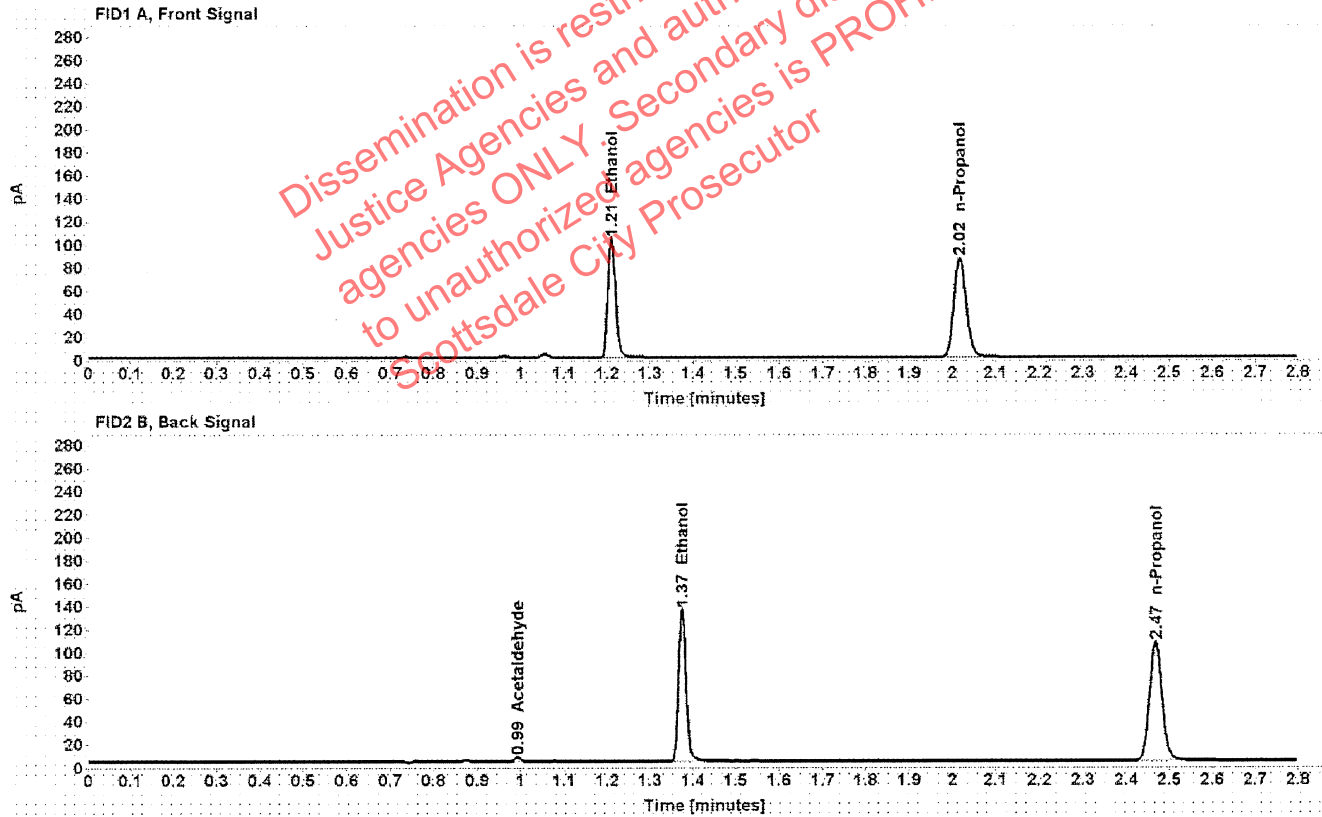


Table 1: FID 1 A (column DB-ALC1)

Compound	Amount (g/100mL)	Time (min)	Peak Area
>Ethanol	0.2084	1.210	130.664
n-Propanol	-----	2.017	170.319

Table 2: FID 2 B (column DB-ALC2)

Compound	Time (min)	Peak Area
Acetaldehyde	0.993	3.961
Ethanol	1.375	162.974
n-Propanol	2.468	209.749

Scottsdale Police Department Crime Lab Volatiles Analysis

Sample:	38101SP	Vial:	17
Description:	[REDACTED]	LIMS ID:	[REDACTED]
Method:	ethanol quant.M	Sequence:	27Jan21
Instrument:	US14173023 CN14160045	Injection date:	1/27/2021 2:18:16 PM
Data file:	C:\Chem3211\Data\27Jan21\17.D	Analyst:	Abbott

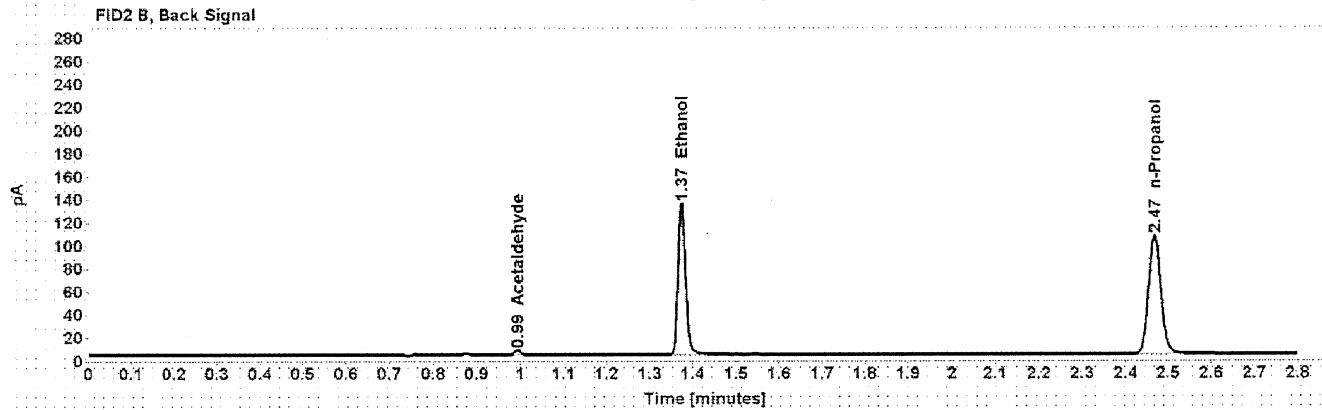
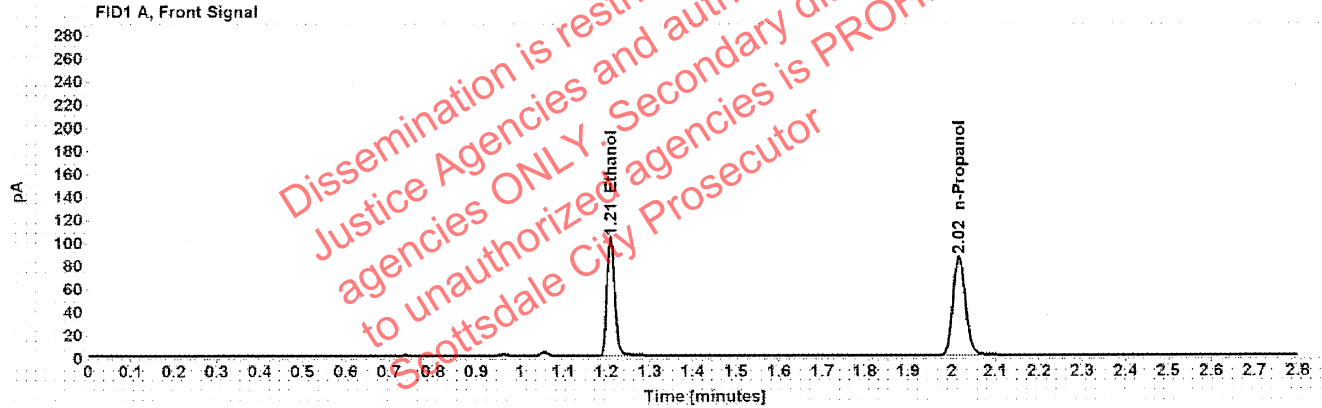


Table 1: FID 1 A (column DB-ALC1)

Compound	Amount (g/100mL)	Time (min)	Peak Area
>Ethanol	0.2080	1.210	130.069
n-Propanol	-----	2.017	169.825

Table 2: FID 2 B (column DB-ALC2)

Compound	Time (min)	Peak Area
Acetaldehyde	0.993	3.995
Ethanol	1.374	162.650
n-Propanol	2.468	209.024

Scottsdale Police Department Crime Lab Volatiles Analysis

Sample:	17601DR	Vial:	18
Description:	[Redacted]	LIMS ID:	[Redacted]
Method:	ethanol quant.M	Sequence:	27Jan21
Instrument:	US14173023 CN14160045	Injection date:	1/27/2021 2:22:16 PM
Data file:	C:\Chem32\1\Data\27Jan21\18.D	Analyst:	Abbott

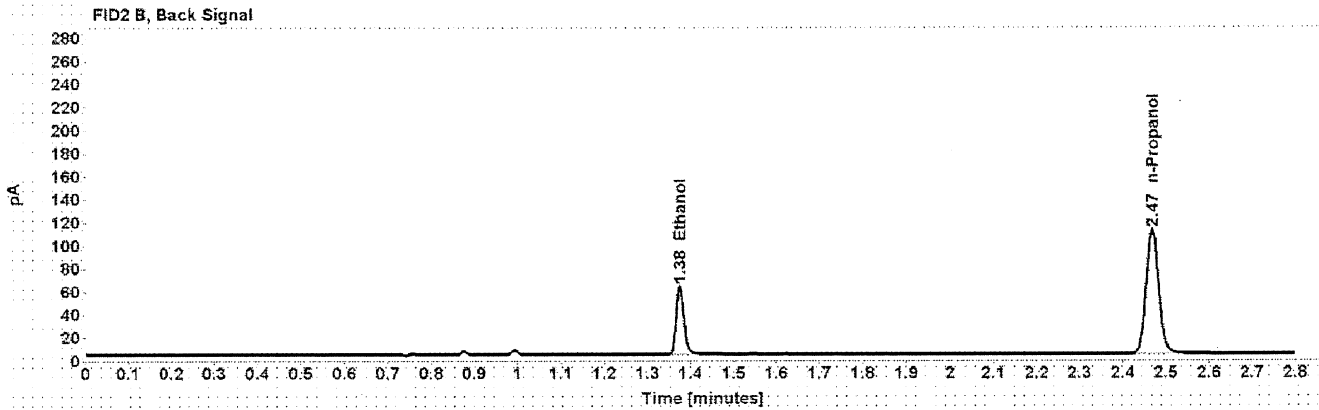
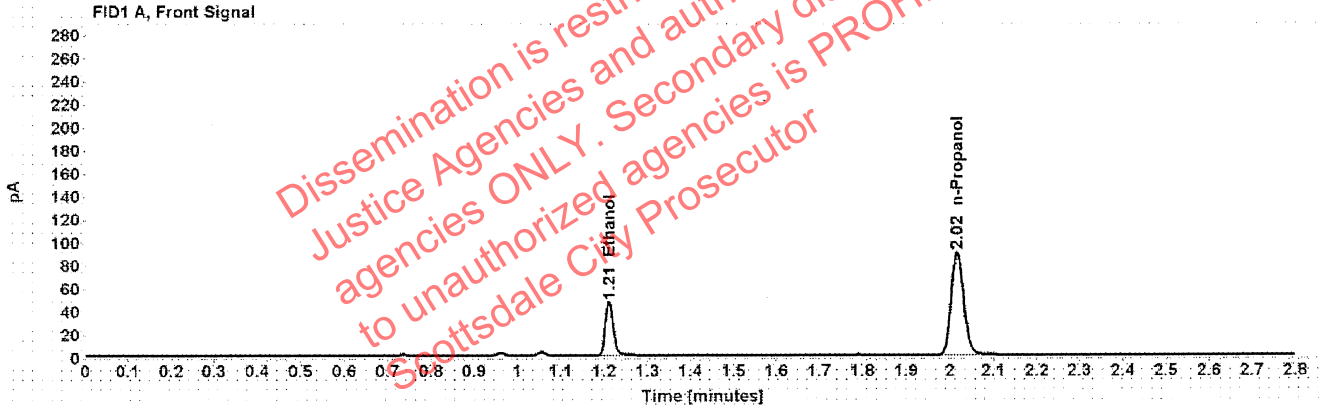


Table 1: FID 1 A (column DB-ALC1)

Compound	Amount (g/100mL)	Time (min)	Peak Area
>Ethanol	0.0909	1.211	59.346
n-Propanol	-----	2.017	178.012

Table 2: FID 2 B (column DB-ALC2)

Compound	Time (min)	Peak Area
Ethanol	1.375	73.681
n-Propanol	2.468	219.381

Scottsdale Police Department Crime Lab Volatiles Analysis

Sample:	17601DR	Vial:	19
Description:		LIMS ID:	
Method:	ethanol quant.M	Sequence:	27Jan21
Instrument:	US14173023 CN14160045	Injection date:	1/27/2021 2:26:31 PM
Data file:	C:\Chem32\1\Data\27Jan21\19.D	Analyst:	Abbott

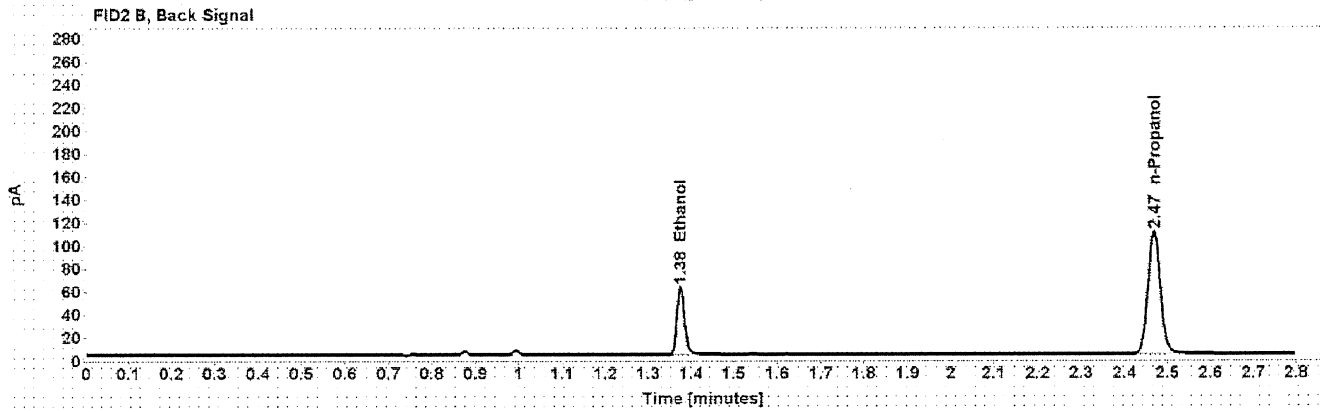



Table 1: FID 1 A (column DB-ALC1)

Compound	Amount (g/100mL)	Time (min)	Peak Area
>Ethanol	0.0916	1.211	59.071
n-Propanol	-----	2.017	175.836

Table 2: FID 2 B (column DB-ALC2)

Compound	Time (min)	Peak Area
Ethanol	1.375	73.226
n-Propanol	2.468	216.500

Abbott, Lori - (28-Jan-2021)

Case: User: LAbbott 1/28/2021

Scottsdale Police Department Crime Lab Volatiles Analysis

Sample:	34701JH	Vial:	21
Description:		LIMS ID:	
Method:	ethanol quant.M	Sequence:	27Jan21
Instrument:	US14173023 CN14160045	Injection date:	1/27/2021 2:34:31 PM
Data file:	C:\Chem32\1\Data\27Jan21\21.D	Analyst:	Abbott

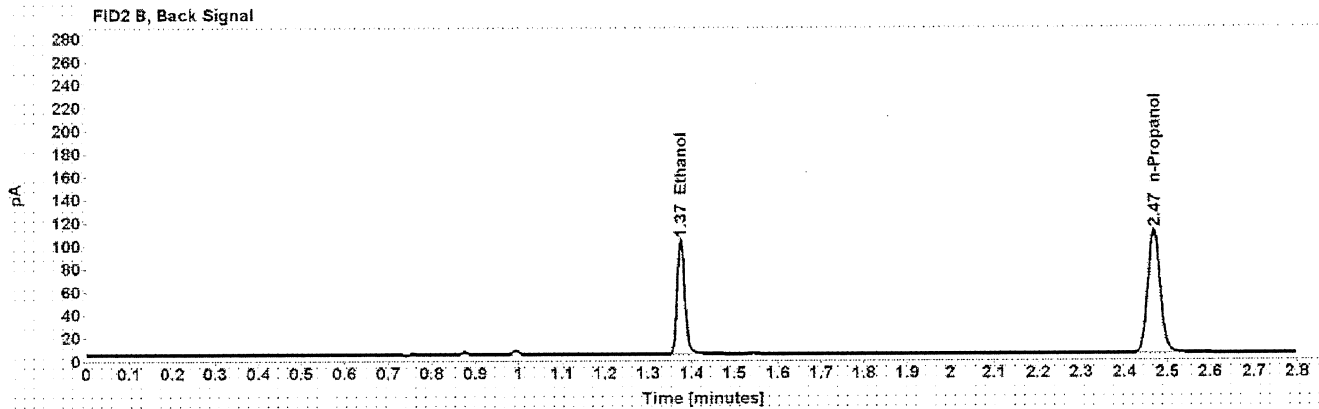
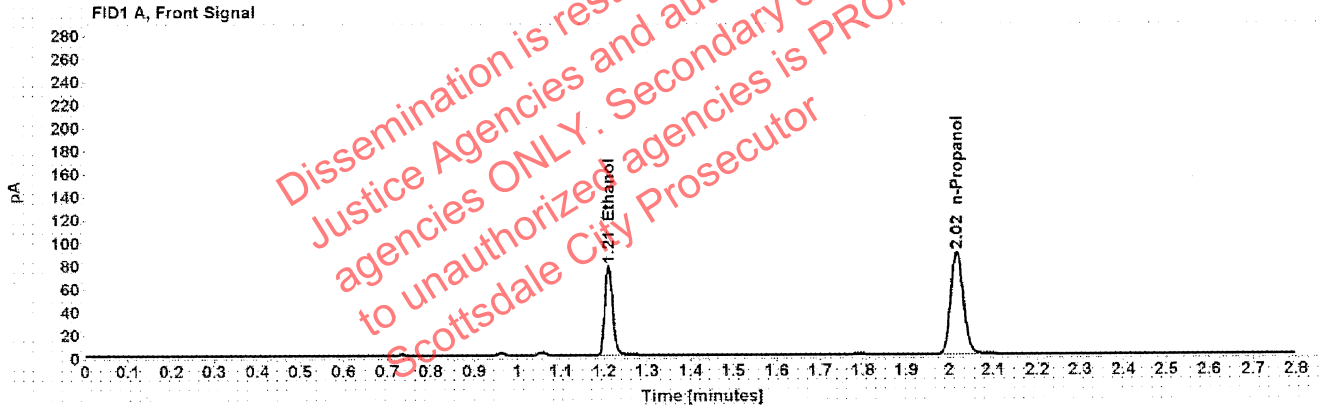


Table 1: FID 1 A (column DB-ALC1)

Compound	Amount (g/100mL)	Time (min)	Peak Area
>Ethanol	0.1518	1.210	98.581
n-Propanol	-----	2.017	176.585

Table 2: FID 2 B (column DB-ALC2)

Compound	Time (min)	Peak Area
Ethanol	1.375	122.557
n-Propanol	2.468	217.624

[REDACTED]: Abbott, Lori - (28-Jan-2021)

Case: [REDACTED] User: LAbbott 1/28/2021

Scottsdale Police Department Crime Lab Volatiles Analysis

Sample:	34701JH	Vial:	22
Description:	[REDACTED]	LIMS ID:	[REDACTED]
Method:	ethanol quant.M	Sequence:	27Jan21
Instrument:	US14173023 CN14160045	Injection date:	1/27/2021 2:38:30 PM
Data file:	C:\Chem32\1\Data\27Jan21\22.D	Analyst:	Abbott

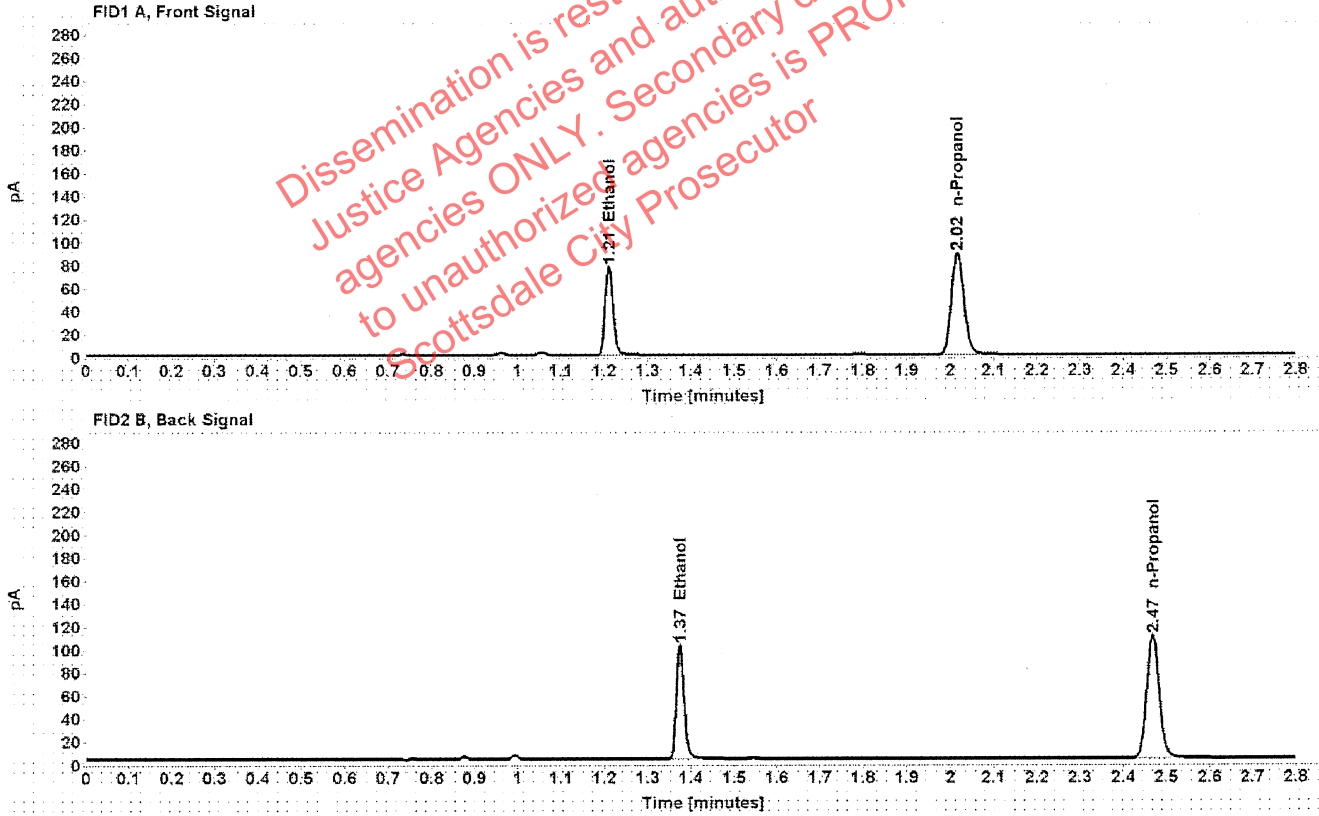


Table 1: FID 1 A (column DB-ALC1)

Compound	Amount (g/100mL)	Time (min)	Peak Area
>Ethanol	0.1517	1.210	98.277
n-Propanol	-----	2.017	176.226

Table 2: FID 2 B (column DB-ALC2)

Compound	Time (min)	Peak Area
Ethanol	1.375	122.256
n-Propanol	2.468	217.081

: Abbott, Lori - (28-Jan-2021)

Case: [REDACTED] User: LAbbott 1/28/2021

Scottsdale Police Department Crime Lab Volatiles Analysis

Sample:	38301TD	Vial:	23
Description:	[REDACTED]	LIMS ID:	[REDACTED]
Method:	ethanol quant.M	Sequence:	27Jan21
Instrument:	US14173023 CN14160045	Injection date:	1/27/2021 2:42:32 PM
Data file:	C:\Chem3211\Data\27Jan21\23.D	Analyst:	Abbott

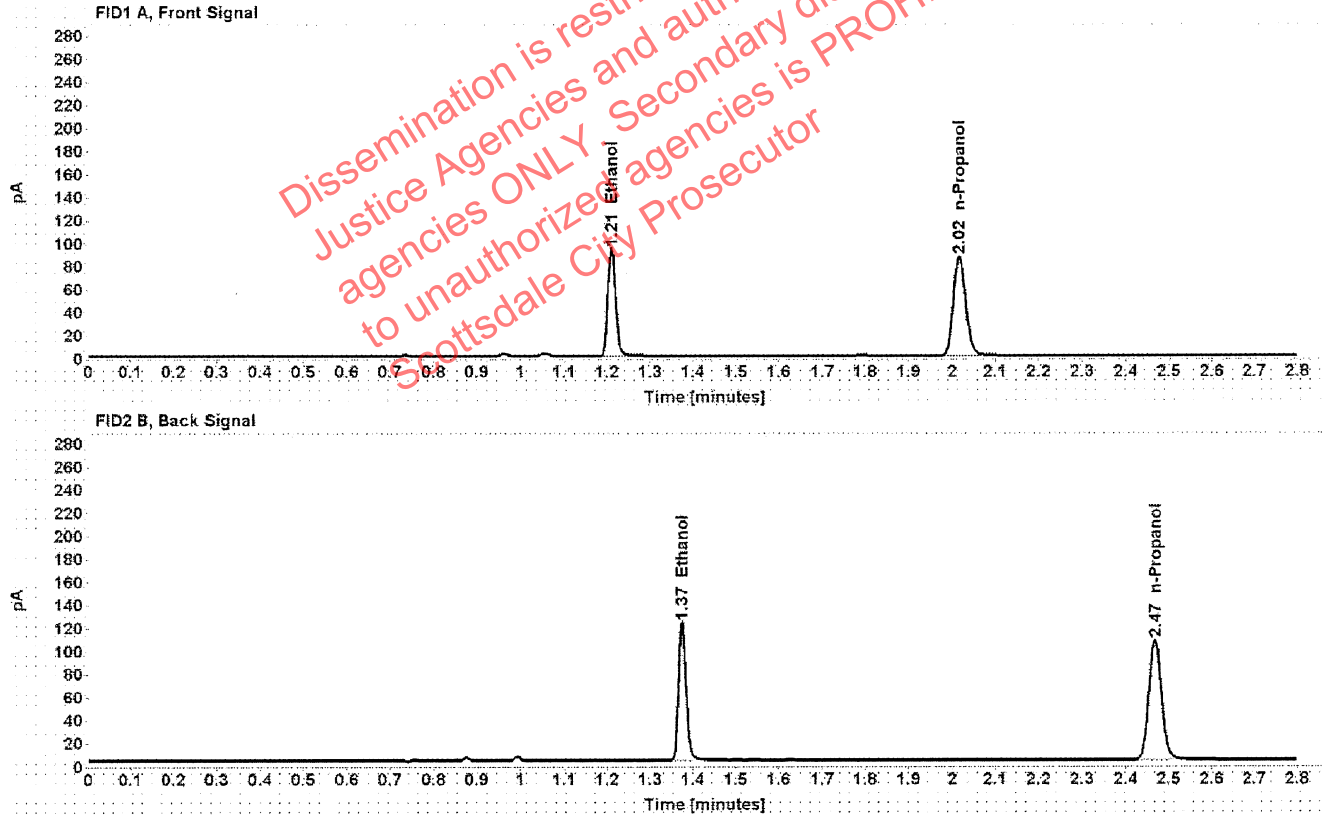


Table 1: FID 1 A (column DB-ALC1)

Compound	Amount (g/100mL)	Time (min)	Peak Area
>Ethanol	0.1882	1.210	118.724
n-Propanol	-----	2.017	171.400

Table 2: FID 2 B (column DB-ALC2)

Compound	Time (min)	Peak Area
Ethanol	1.375	147.850
n-Propanol	2.468	211.099

[REDACTED]: Abbott, Lori - (28-Jan-2021)

Case: [REDACTED] User: LAbbott 1/28/2021

Scottsdale Police Department Crime Lab Volatiles Analysis

Sample:	38301TD	Vial:	24
Description:	[REDACTED]	LIMS ID:	[REDACTED]
Method:	ethanol quant.M	Sequence:	27Jan21
Instrument:	US14173023 CN14160045	Injection date:	1/27/2021 2:46:30 PM
Data file:	C:\Chem32\1\Data\27Jan21\24.D	Analyst:	Abbott

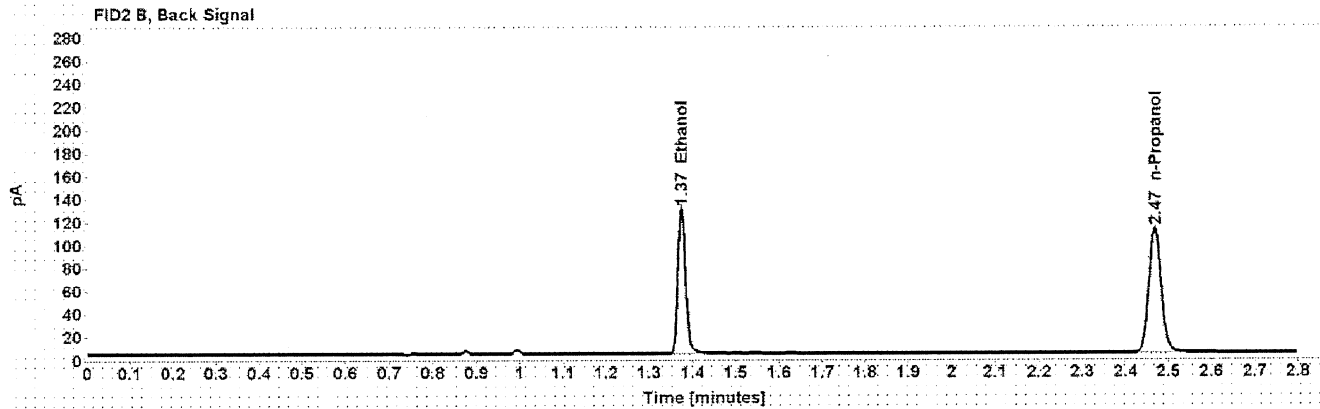
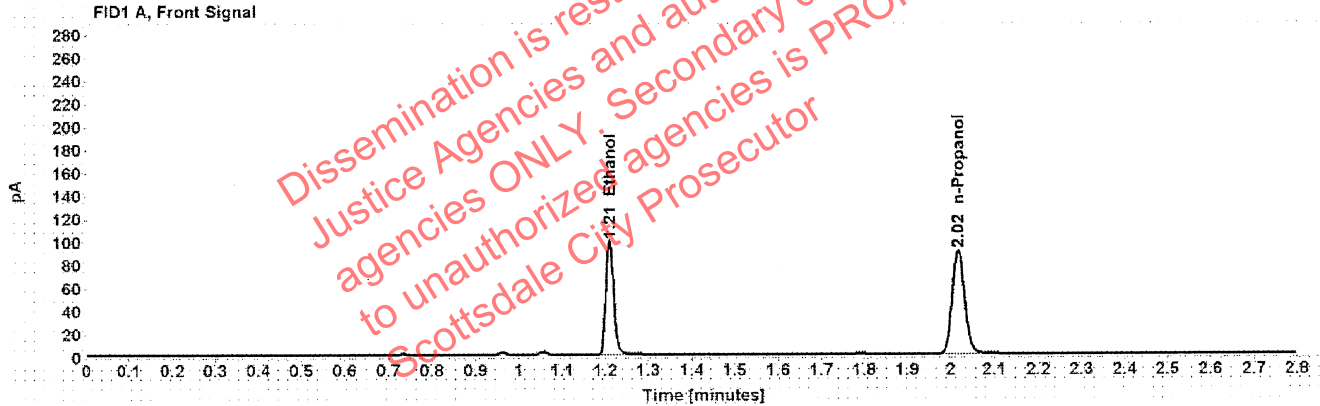


Table 1: FID 1 A (column DB-ALC1)

Compound	Amount (g/100mL)	Time (min)	Peak Area
>Ethanol	0.1905	1.210	125.382
n-Propanol	-----	2.017	178.854

Table 2: FID 2 B (column DB-ALC2)

Compound	Time (min)	Peak Area
Ethanol	1.375	155.961
n-Propanol	2.468	220.229

Scottsdale Police Department Crime Lab Volatiles Analysis

Sample:	17601EB	Vial:	25
Description:	[REDACTED]	LIMS ID:	[REDACTED]
Method:	ethanol quant.M	Sequence:	27Jan21
Instrument:	US14173023 CN14160045	Injection date:	1/27/2021 2:50:45 PM
Data file:	C:\Chem3211\Data\27Jan21\25.D	Analyst:	Abbott

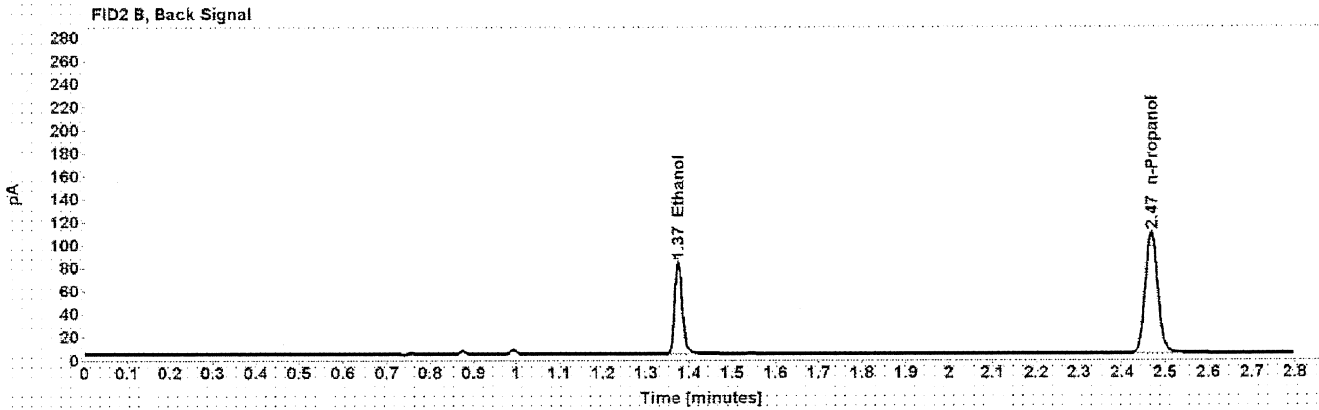
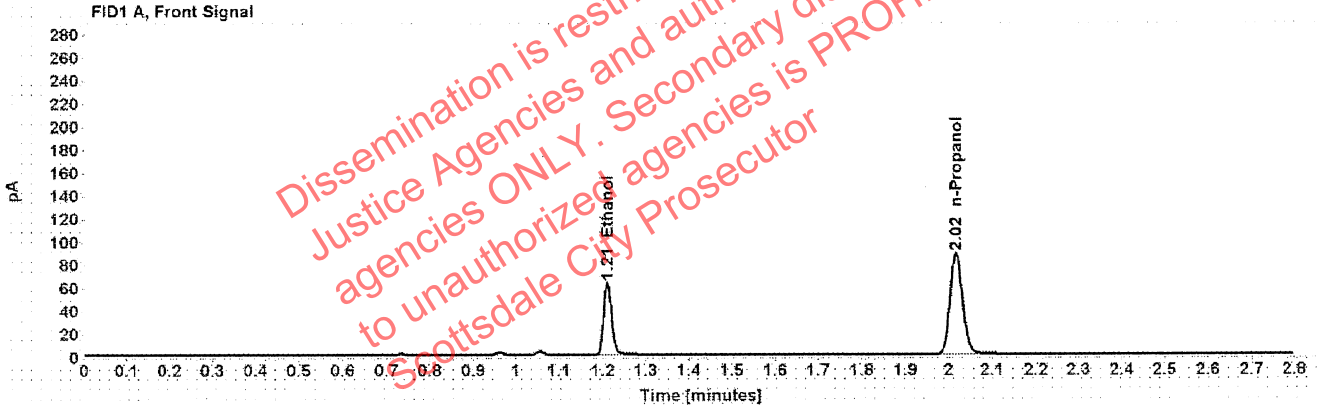


Table 1: FID 1 A (column DB-ALC1)

Compound	Amount (g/100mL)	Time (min)	Peak Area
>Ethanol	0.1244	1.211	79.675
n-Propanol	-----	2.017	174.331

Table 2: FID 2 B (column DB-ALC2)

Compound	Time (min)	Peak Area
Ethanol	1.375	98.525
n-Propanol	2.468	214.741

Scottsdale Police Department Crime Lab Volatiles Analysis

Sample:	17601EB	Vial:	26
Description:	[REDACTED]	LIMS ID:	[REDACTED]
Method:	ethanol quant.M	Sequence:	27Jan21
Instrument:	US14173023 CN14160045	Injection date:	1/27/2021 2:54:45 PM
Data file:	C:\Chem32\1\Data\27Jan21\26.D	Analyst:	Abbott

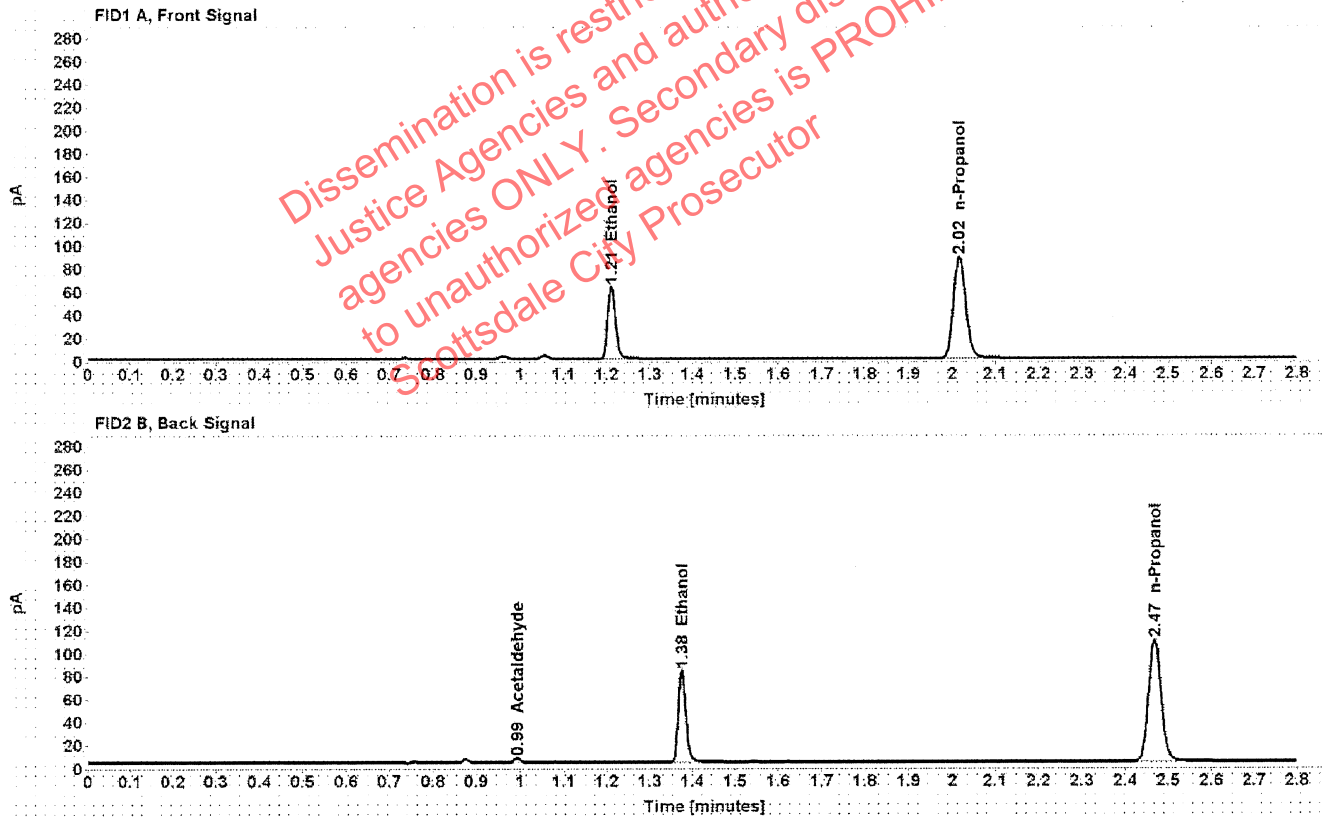


Table 1: FID 1 A (column DB-ALC1)

Compound	Amount (g/100mL)	Time (min)	Peak Area
>Ethanol	0.1240	1.211	79.803
n-Propanol	-----	2.017	175.166

Table 2: FID 2 B (column DB-ALC2)

Compound	Time (min)	Peak Area
Acetaldehyde	0.993	3.823
Ethanol	1.375	99.124
n-Propanol	2.468	215.826

Scottsdale Police Department Crime Lab Volatiles Analysis

Sample:	38601MK	Vial:	27
Description:	[REDACTED]	LIMS ID:	[REDACTED]
Method:	ethanol quant.M	Sequence:	27Jan21
Instrument:	US14173023 CN14160045	Injection date:	1/27/2021 2:58:45 PM
Data file:	C:\Chem32\1\Data\27Jan21\27.D	Analyst:	Abbott

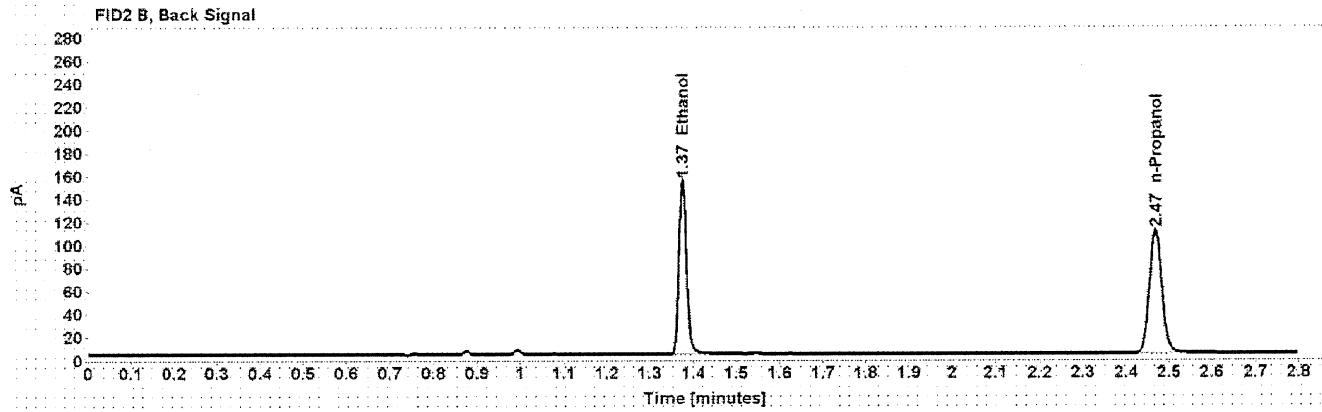
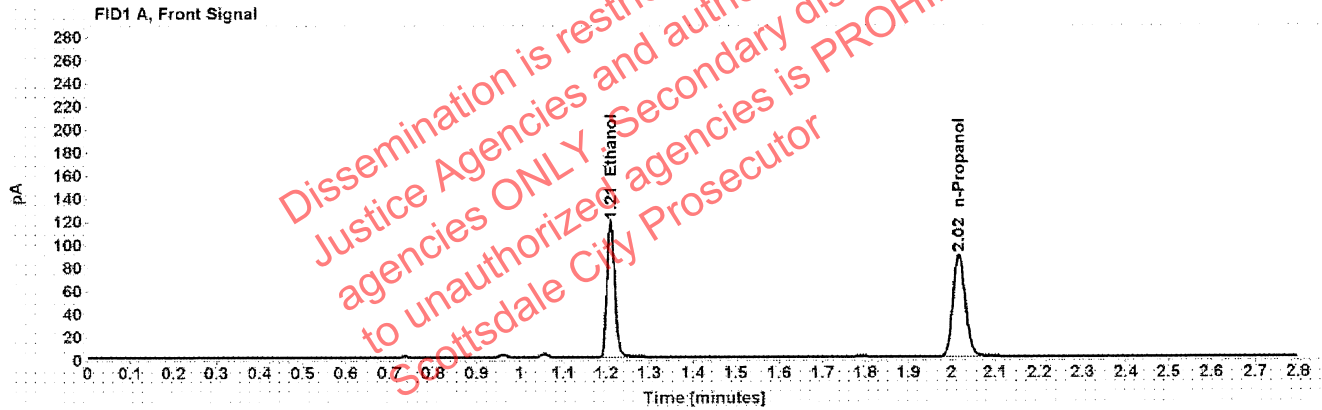


Table 1: FID 1 A (column DB-ALC1)

Compound	Amount (g/100mL)	Time (min)	Peak Area
>Ethanol	0.2299	1.210	149.556
n-Propanol	-----	2.017	176.602

Table 2: FID 2 B (column DB-ALC2)

Compound	Time (min)	Peak Area
Ethanol	1.375	186.949
n-Propanol	2.468	217.141

Scottsdale Police Department Crime Lab Volatiles Analysis

Sample:	38601MK	Vial:	28
Description:	[REDACTED]	LIMS ID:	[REDACTED]
Method:	ethanol quant.M	Sequence:	27Jan21
Instrument:	US14173023 CN14160045	Injection date:	1/27/2021 3:02:45 PM
Data file:	C:\Chem32\1\Data\27Jan21\28.D	Analyst:	Abbott

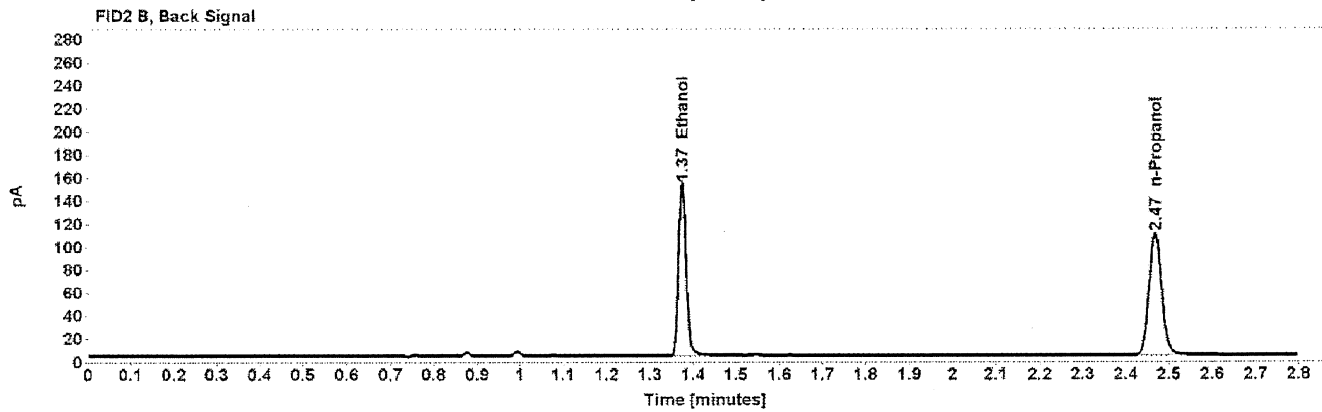
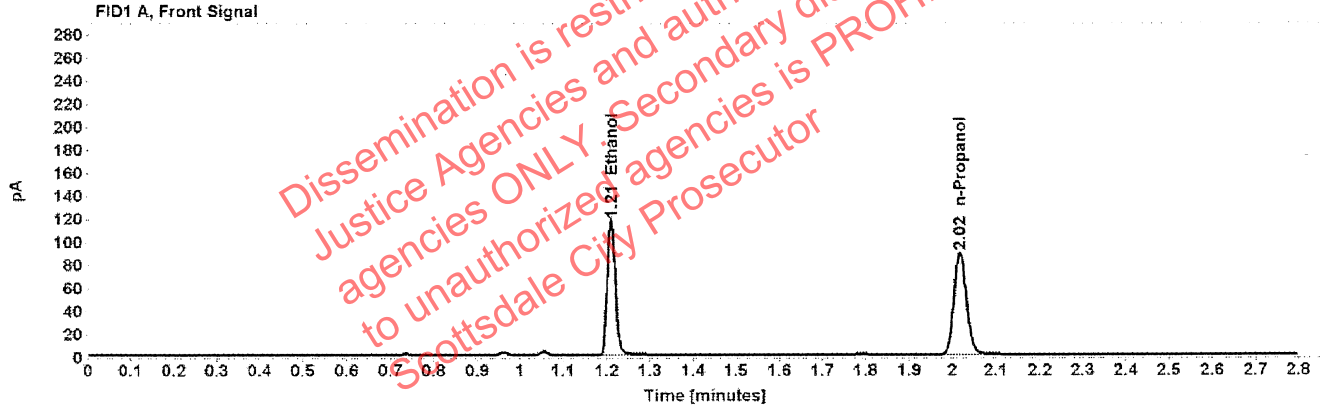


Table 1: FID 1 A (column DB-ALC1)

Compound	Amount (g/100mL)	Time (min)	Peak Area
>Ethanol	0.2291	1.210	148.374
n-Propanol	-----	2.017	175.818

Table 2: FID 2 B (column DB-ALC2)

Compound	Time (min)	Peak Area
Ethanol	1.375	185.223
n-Propanol	2.468	216.176

Scottsdale Police Department Crime Lab Volatiles Analysis

Sample:	32601DB	Vial:	29
Description:	[REDACTED]	LIMS ID:	[REDACTED]
Method:	ethanol quant.M	Sequence:	27Jan21
Instrument:	US14173023 CN14160045	Injection date:	1/27/2021 3:06:45 PM
Data file:	C:\Chem3211\Data\27Jan21\29.D	Analyst:	Abbott

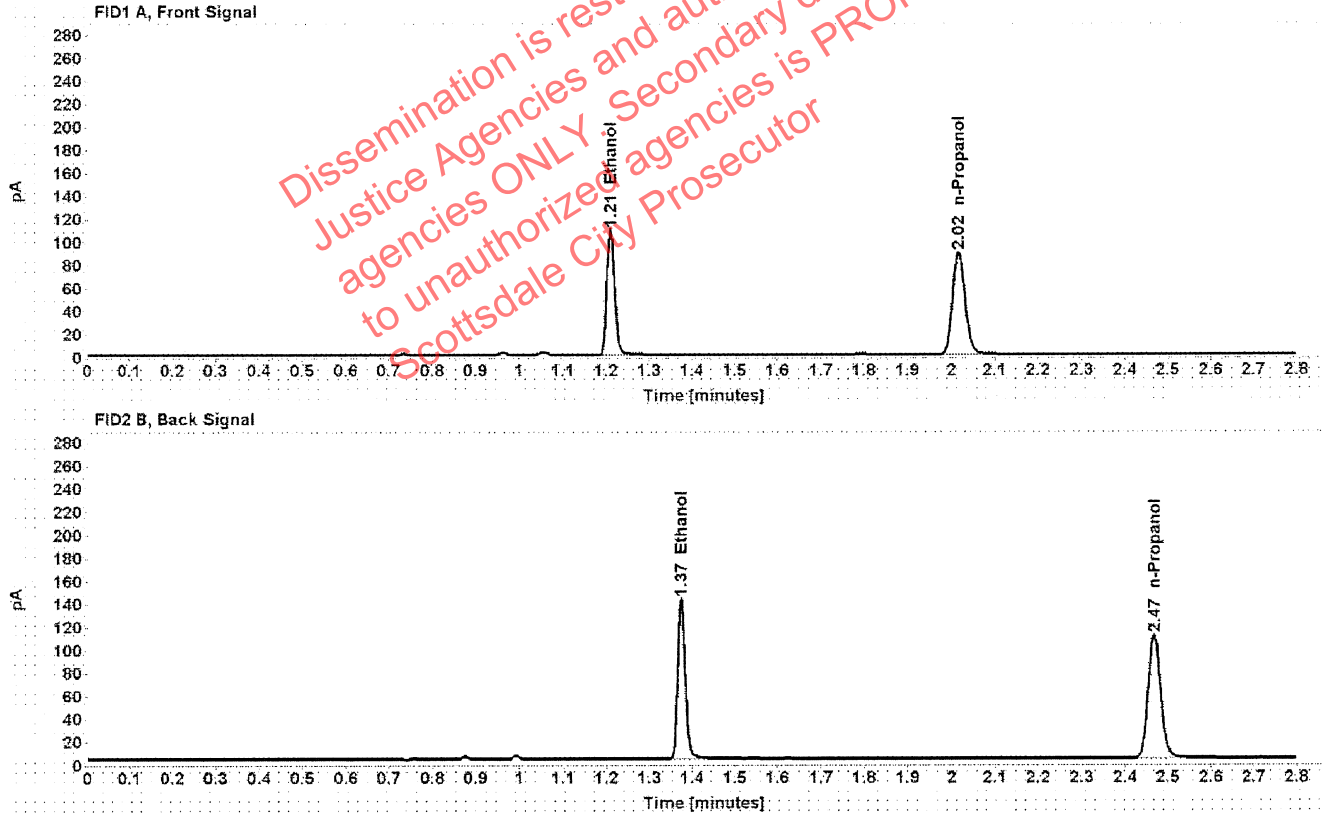


Table 1: FID 1 A (column DB-ALC1)

Compound	Amount (g/100mL)	Time (min)	Peak Area
>Ethanol	0.2117	1.210	138.038
n-Propanol	-----	2.017	177.126

Table 2: FID 2 B (column DB-ALC2)

Compound	Time (min)	Peak Area
Ethanol	1.375	172.454
n-Propanol	2.468	218.087

Scottsdale Police Department Crime Lab Volatiles Analysis

Sample:	32601DB	Vial:	30
Description:	[REDACTED]	LIMS ID:	[REDACTED]
Method:	ethanol quant.M	Sequence:	27Jan21
Instrument:	US14173023 CN14160045	Injection date:	1/27/2021 3:10:47 PM
Data file:	C:\Chem3211\Data\27Jan21\30.D	Analyst:	Abbott

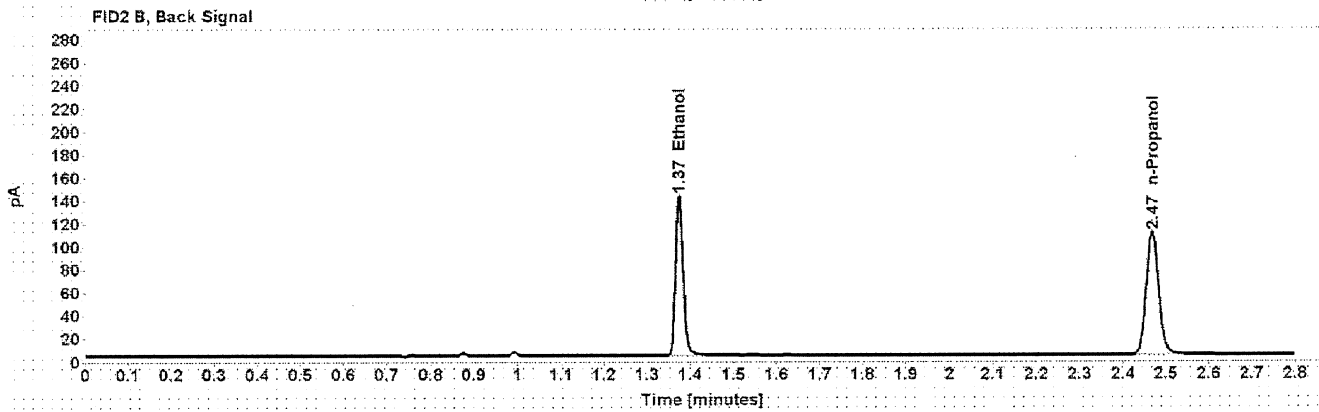
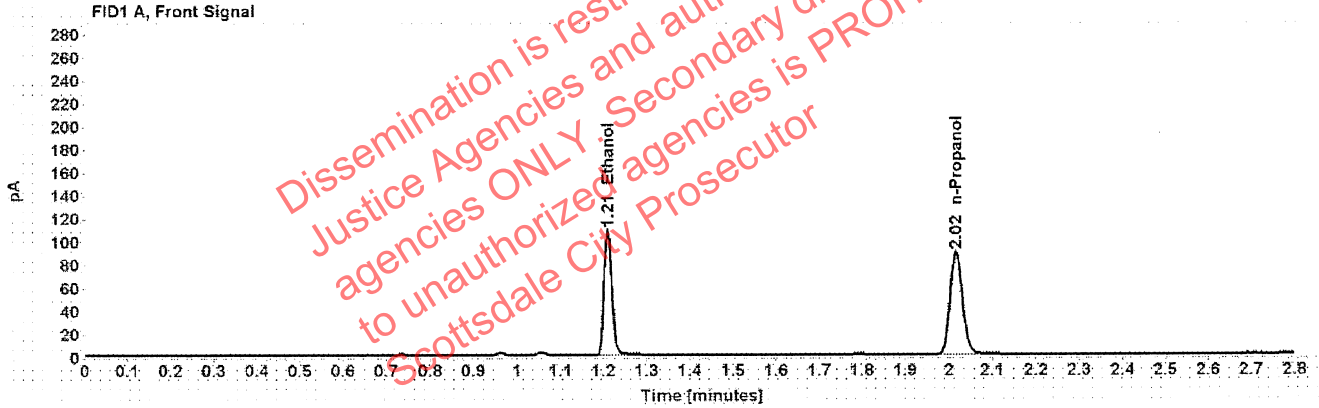


Table 1: FID 1 A (column DB-ALC1)

Compound	Amount (g/100mL)	Time (min)	Peak Area
>Ethanol	0.2119	1.210	137.482
n-Propanol	-----	2.017	176.246

Table 2: FID 2 B (column DB-ALC2)

Compound	Time (min)	Peak Area
Ethanol	1.375	171.615
n-Propanol	2.468	217.001

: Abbott, Lori - (28-Jan-2021)

Case: [REDACTED] User: LAbbott 1/28/2021

Scottsdale Police Department Crime Lab Volatiles Analysis

Sample:	35301LH	Vial:	32
Description:	[REDACTED]	LIMS ID:	[REDACTED]
Method:	ethanol quant.M	Sequence:	27Jan21
Instrument:	US14173023 CN14160045	Injection date:	1/27/2021 3:19:01 PM
Data file:	C:\Chem32\1\Data\27Jan21\32.D	Analyst:	Abbott

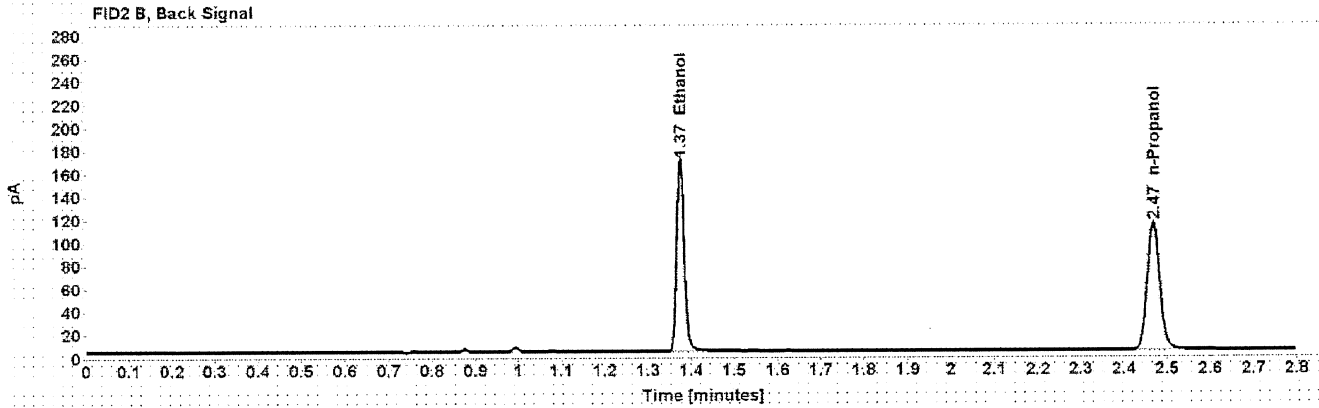
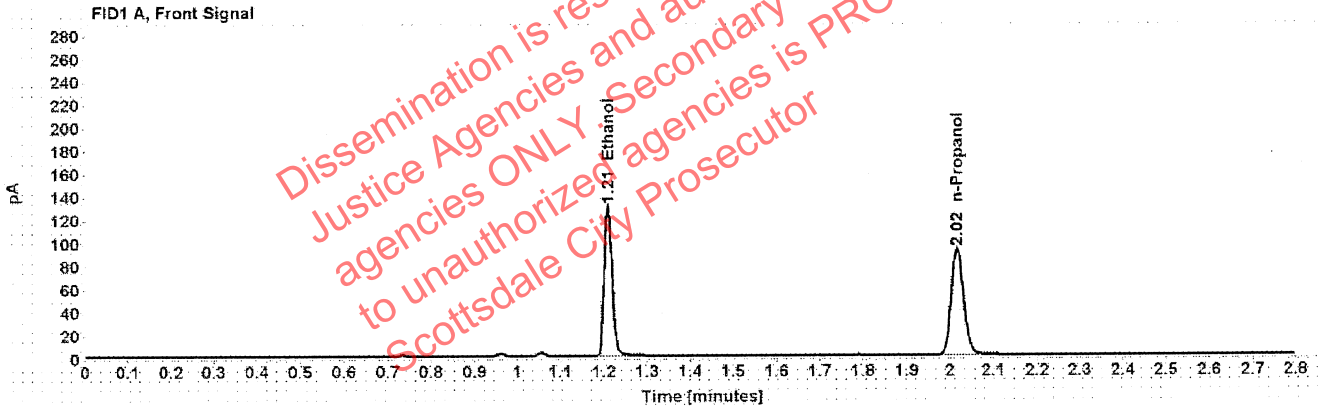


Table 1: FID 1 A (column DB-ALC1)

Compound	Amount (g/100mL)	Time (min)	Peak Area
>Ethanol	0.2449	1.210	164.908
n-Propanol	-----	2.017	182.825

Table 2: FID 2 B (column DB-ALC2)

Compound	Time (min)	Peak Area
Ethanol	1.375	206.001
n-Propanol	2.468	225.199

Scottsdale Police Department Crime Lab Volatiles Analysis

Sample:	35301LH	Vial:	33
Description:	[REDACTED]	LIMS ID:	[REDACTED]
Method:	ethanol quant.M	Sequence:	27Jan21
Instrument:	US14173023 CN14160045	Injection date:	1/27/2021 3:23:01 PM
Data file:	C:\Chem32\1\Data\27Jan21\33.D	Analyst:	Abbott

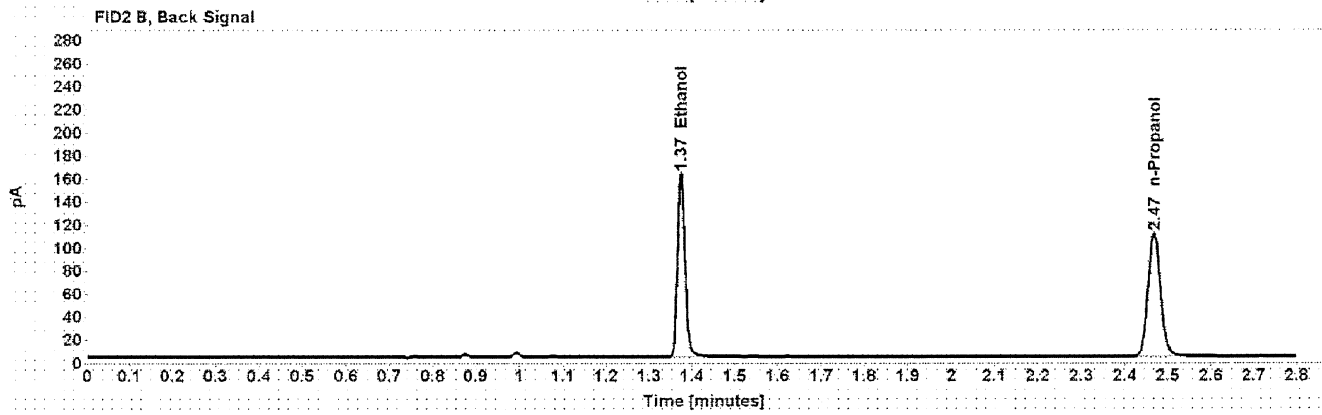
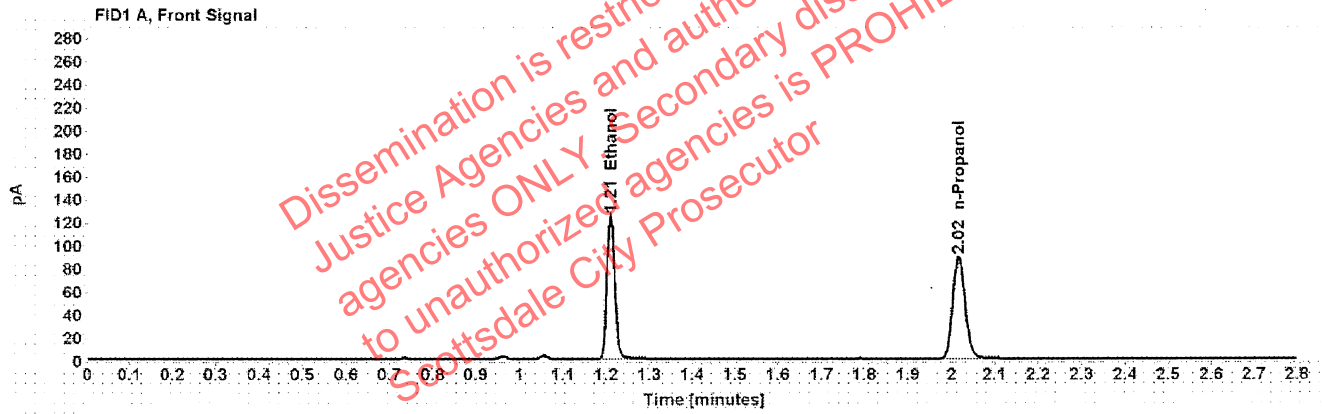


Table 1: FID 1 A (column DB-ALC1)

Compound	Amount (g/100mL)	Time (min)	Peak Area
>Ethanol	0.2427	1.210	157.988
n-Propanol	-----	2.017	176.696

Table 2: FID 2 B (column DB-ALC2)

Compound	Time (min)	Peak Area
Ethanol	1.375	196.818
n-Propanol	2.468	217.565

Scottsdale Police Department Crime Lab Volatiles Analysis

Sample:	1356073	Vial:	34
Description:	[REDACTED]	LIMS ID:	[REDACTED]
Method:	ethanol quant.M	Sequence:	27Jan21
Instrument:	US14173023 CN14160045	Injection date:	1/27/2021 3:27:01 PM
Data file:	C:\Chem32\1\Data\27Jan21\34.D	Analyst:	Abbott

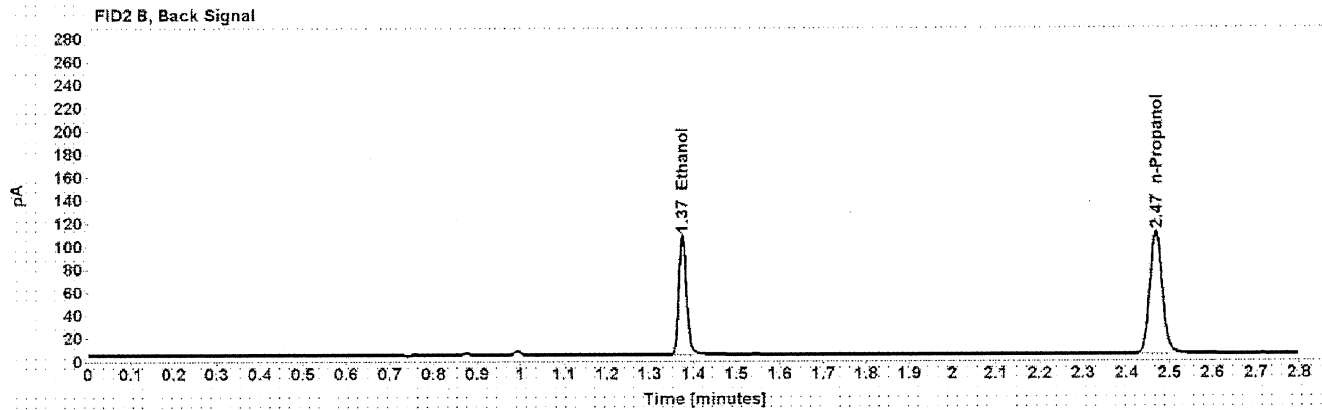
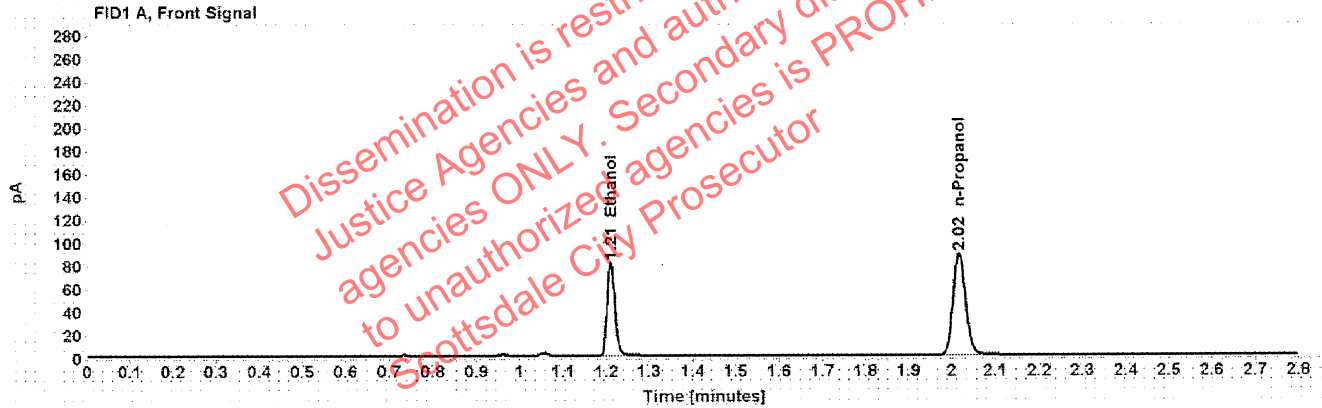


Table 1: FID 1 A (column DB-ALC1)

Compound	Amount (g/100mL)	Time (min)	Peak Area
>Ethanol	0.1592	1.210	103.200
n-Propanol	-----	2.017	176.226

Table 2: FID 2 B (column DB-ALC2)

Compound	Time (min)	Peak Area
Ethanol	1.375	128.152
n-Propanol	2.468	216.350

Scottsdale Police Department Crime Lab Volatiles Analysis

Sample:	1356073	Vial:	35
Description:	Espinoza, Amanda Teresa	LIMS ID:	[REDACTED]
Method:	ethanol quant.M	Sequence:	27Jan21
Instrument:	US14173023 CN14160045	Injection date:	1/27/2021 3:31:00 PM
Data file:	C:\Chem32\1\Data\27Jan21\35.D	Analyst:	Abbott

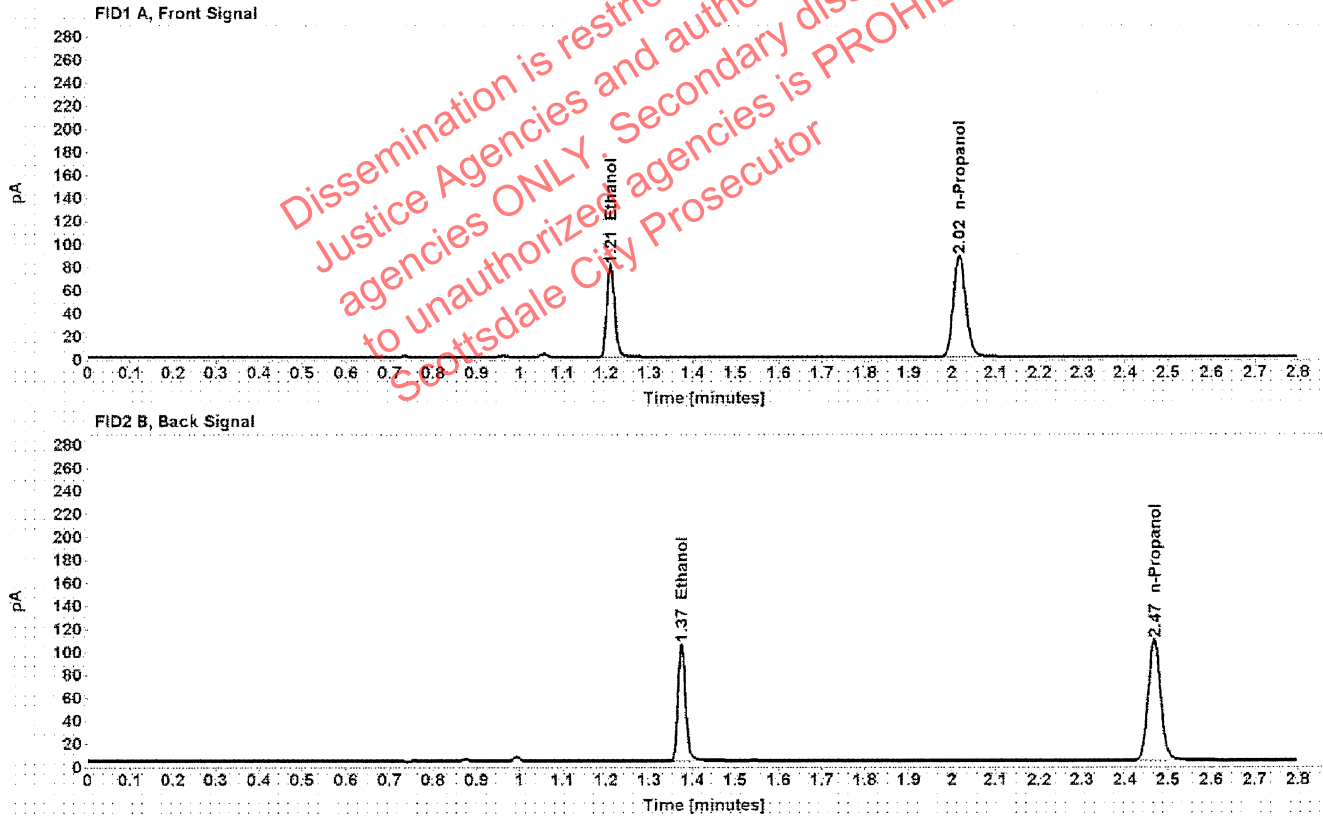


Table 1: FID 1 A (column DB-ALC1)

Compound	Amount (g/100mL)	Time (min)	Peak Area
>Ethanol	0.1583	1.210	101.438
n-Propanol	-----	2.016	174.189

Table 2: FID 2 B (column DB-ALC2)

Compound	Time (min)	Peak Area
Ethanol	1.375	126.074
n-Propanol	2.468	214.206

Scottsdale Police Department Crime Lab Volatiles Analysis

Sample:	1353970	Vial:	36
Description:	[REDACTED]	LIMS ID:	[REDACTED]
Method:	ethanol quant.M	Sequence:	27Jan21
Instrument:	US14173023 CN14160045	Injection date:	1/27/2021 3:35:02 PM
Data file:	C:\Chem32\1\Data\27Jan21\36.D	Analyst:	Abbott

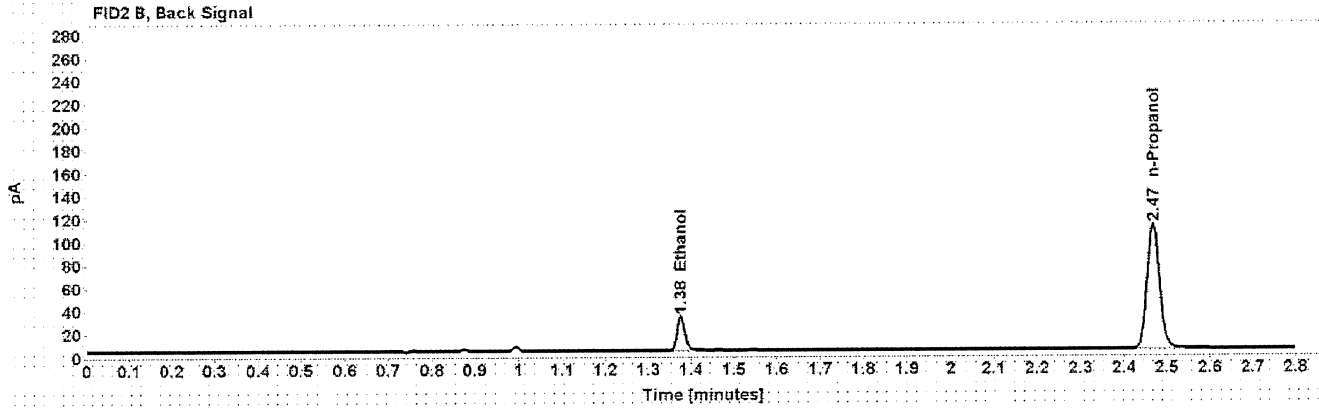
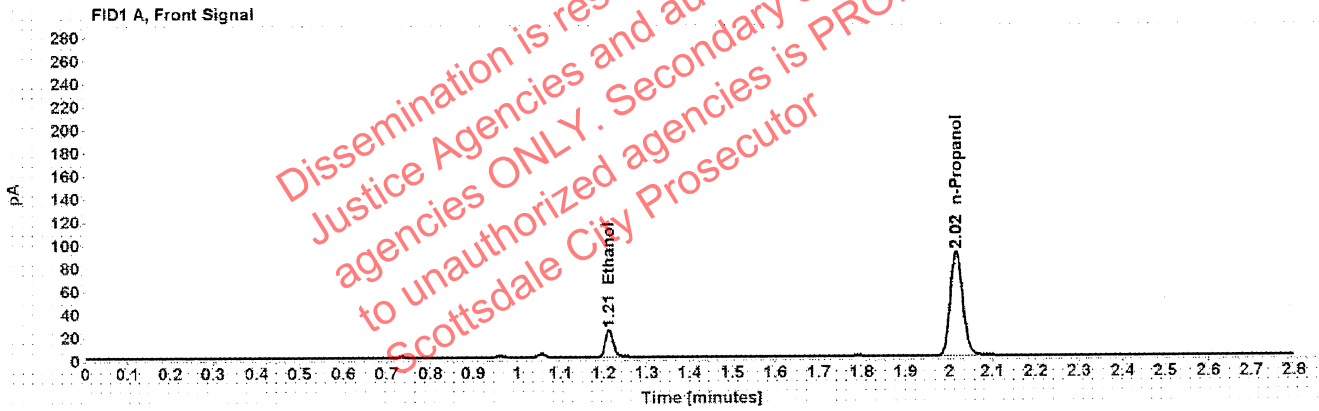


Table 1: FID 1 A (column DB-ALC1)

Compound	Amount (g/100mL)	Time (min)	Peak Area
>Ethanol	0.0456	1.212	29.859
n-Propanol	-----	2.017	179.872

Table 2: FID 2 B (column DB-ALC2)

Compound	Time (min)	Peak Area
Ethanol	1.376	37.440
n-Propanol	2.468	221.307

Scottsdale Police Department Crime Lab Volatiles Analysis

Sample:	1353970	Vial:	37
Description:	[REDACTED]	LIMS ID:	[REDACTED]
Method:	ethanol quant.M	Sequence:	27Jan21
Instrument:	US14173023 CN14160045	Injection date:	1/27/2021 3:39:15 PM
Data file:	C:\Chem32\1\Data\27Jan21\37.D	Analyst:	Abbott

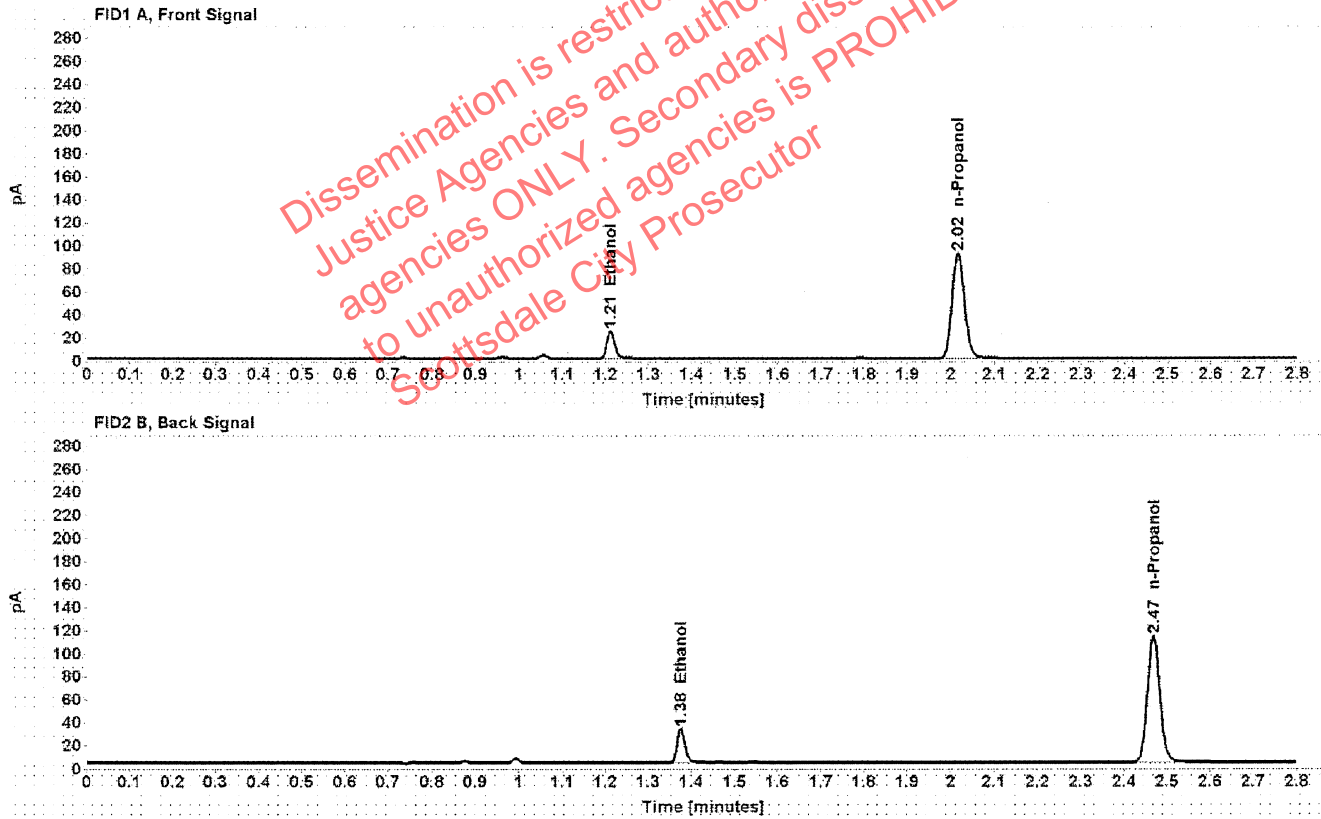


Table 1: FID 1 A (column DB-ALC1)

Compound	Amount (g/100mL)	Time (min)	Peak Area
>Ethanol	0.0457	1.212	30.229
n-Propanol	-----	2.017	181.968

Table 2: FID 2 B (column DB-ALC2)

Compound	Time (min)	Peak Area
Ethanol	1.376	37.914
n-Propanol	2.468	223.805

Scottsdale Police Department Crime Lab Volatiles Analysis

Sample:	1346166	Vial:	38
Description:	[REDACTED]	LIMS ID:	[REDACTED]
Method:	ethanol quant.M	Sequence:	27Jan21
Instrument:	US14173023 CN14160045	Injection date:	1/27/2021 3:43:15 PM
Data file:	C:\Chem32\1\Data\27Jan21\38.D	Analyst:	Abbott

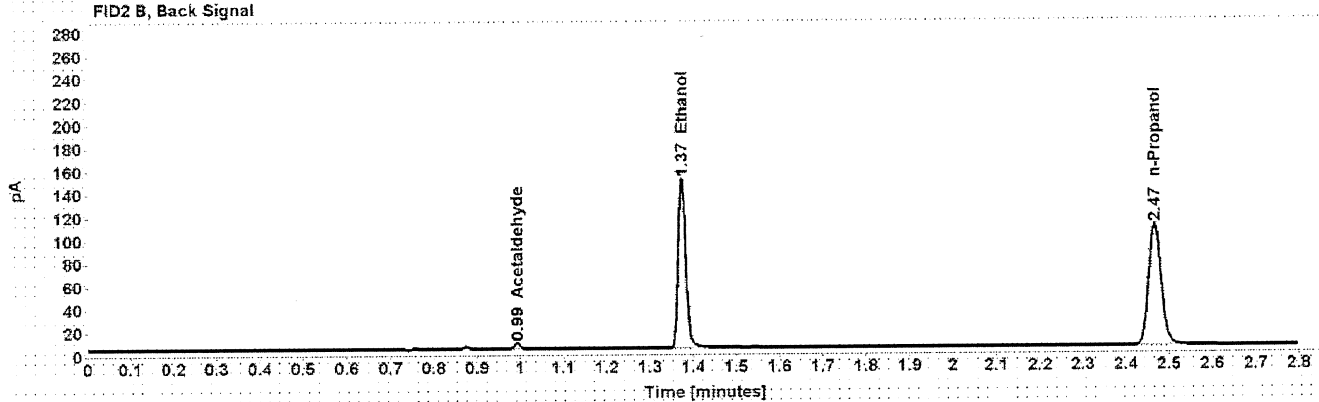
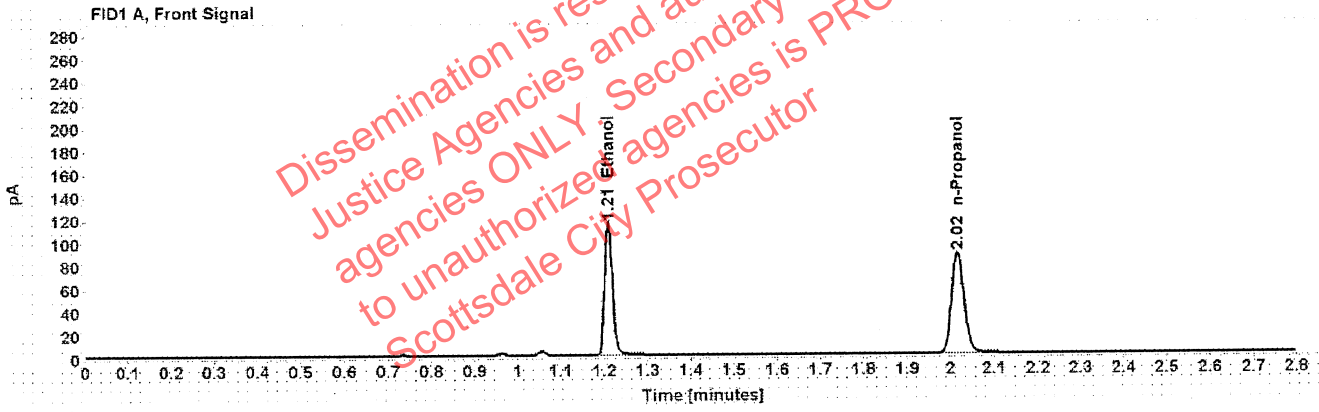


Table 1: FID 1 A (column DB-ALC1)

Compound	Amount (g/100mL)	Time (min)	Peak Area
>Ethanol	0.2276	1.210	145.886
n-Propanol	-----	2.016	174.074

Table 2: FID 2 B (column DB-ALC2)

Compound	Time (min)	Peak Area
Acetaldehyde	0.993	4.690
Ethanol	1.374	181.414
n-Propanol	2.467	213.957

Scottsdale Police Department Crime Lab Volatiles Analysis

Sample:	1346166	Vial:	39
Description:	[redacted]	LIMS ID:	[redacted]
Method:	ethanol quant.M	Sequence:	27Jan21
Instrument:	US14173023 CN14160045	Injection date:	1/27/2021 3:47:15 PM
Data file:	C:\Chem32\1\Data\27Jan21\39.D	Analyst:	Abbott

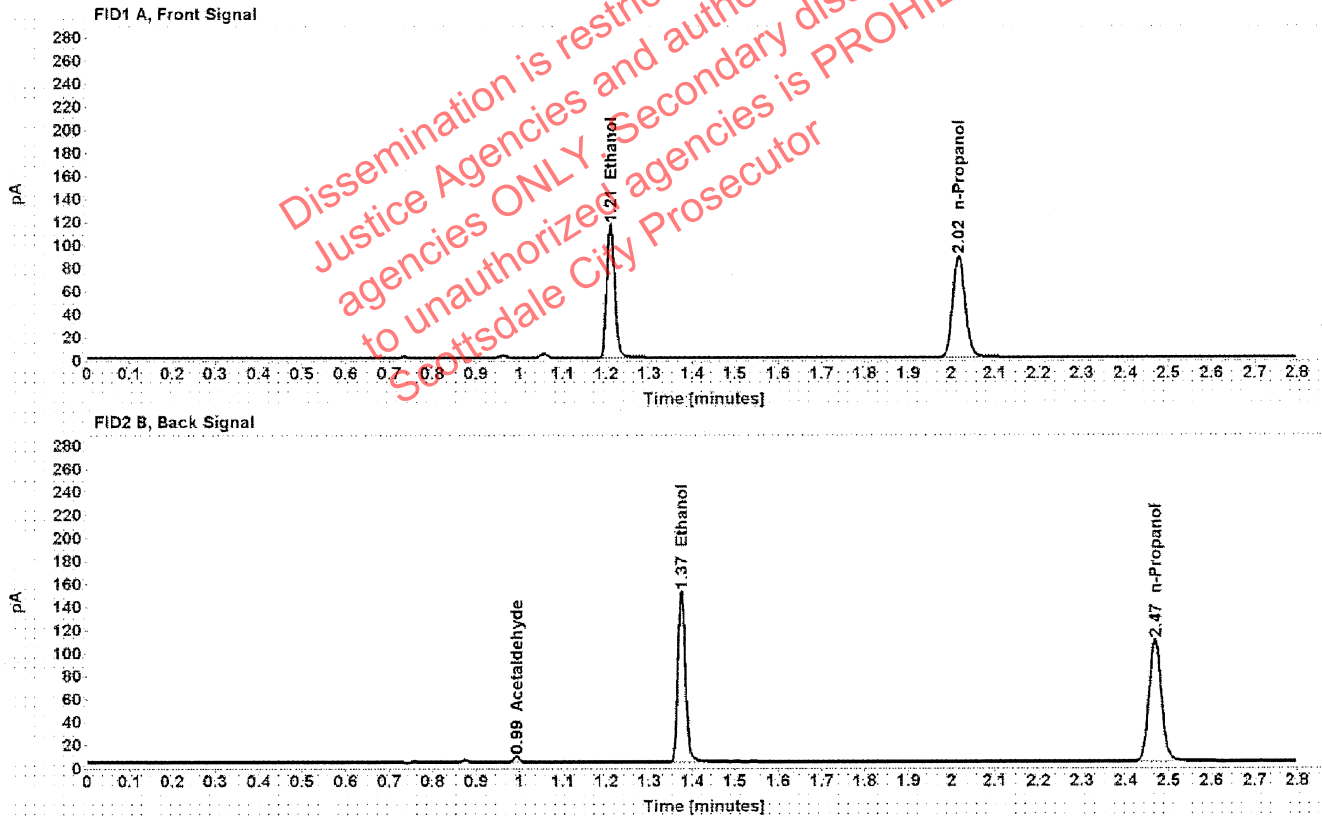


Table 1: FID 1 A (column DB-ALC1)

Compound	Amount (g/100mL)	Time (min)	Peak Area
>Ethanol	0.2283	1.210	147.043
n-Propanol	-----	2.017	174.848

Table 2: FID 2 B (column DB-ALC2)

Compound	Time (min)	Peak Area
Acetaldehyde	0.993	4.624
Ethanol	1.374	183.568
n-Propanol	2.468	215.013

Scottsdale Police Department Crime Lab Volatiles Analysis

Sample:	1355015	Vial:	40
Description:	[REDACTED]	LIMS ID:	[REDACTED]
Method:	ethanol quant.M	Sequence:	27Jan21
Instrument:	US14173023 CN14160045	Injection date:	1/27/2021 3:51:17 PM
Data file:	C:\Chem32\1\Data\27Jan21\40.D	Analyst:	Abbott

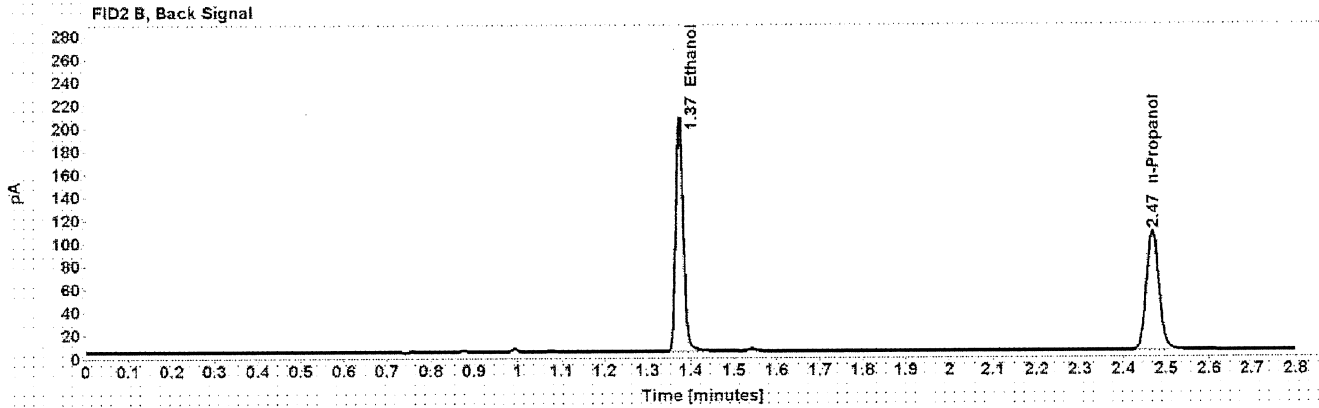
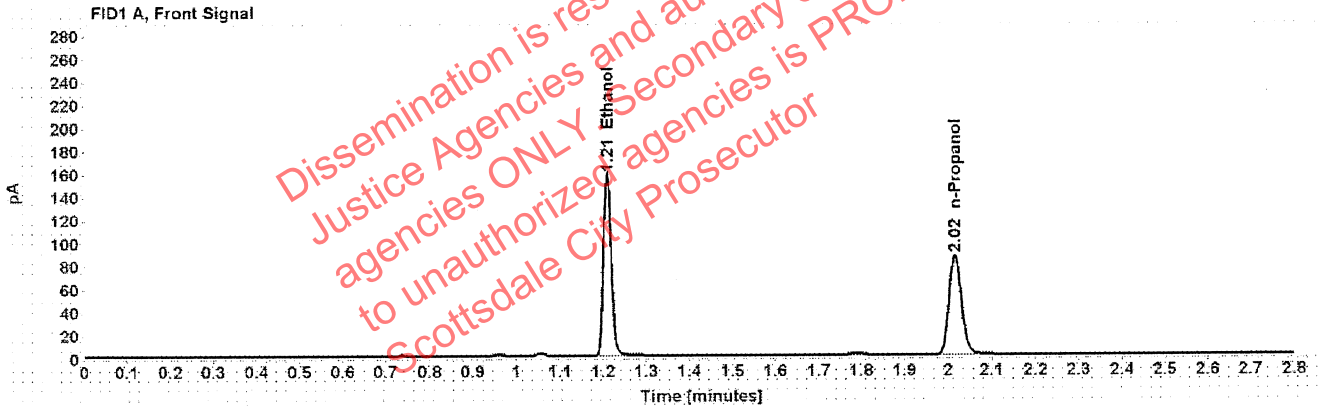


Table 1: FID 1 A (column DB-ALC1)

Compound	Amount (g/100mL)	Time (min)	Peak Area
>Ethanol	0.3175	1.209	200.627
n-Propanol	-----	2.017	171.429

Table 2: FID 2 B (column DB-ALC2)

Compound	Time (min)	Peak Area
Ethanol	1.374	250.547
n-Propanol	2.468	209.991

[Redacted]: Abbott, Lori - (28-Jan-2021)

Case [Redacted] User: LAbbott 1/28/2021

Scottsdale Police Department Crime Lab Volatiles Analysis

Sample:	1355015	Vial:	41
Description:	[Redacted]	LIMS ID:	[Redacted]
Method:	ethanol quant.M	Sequence:	27Jan21
Instrument:	US14173023 CN14160045	Injection date:	1/27/2021 3:55:16 PM
Data file:	C:\Chem32\1\Data\27Jan21\41.D	Analyst:	Abbott

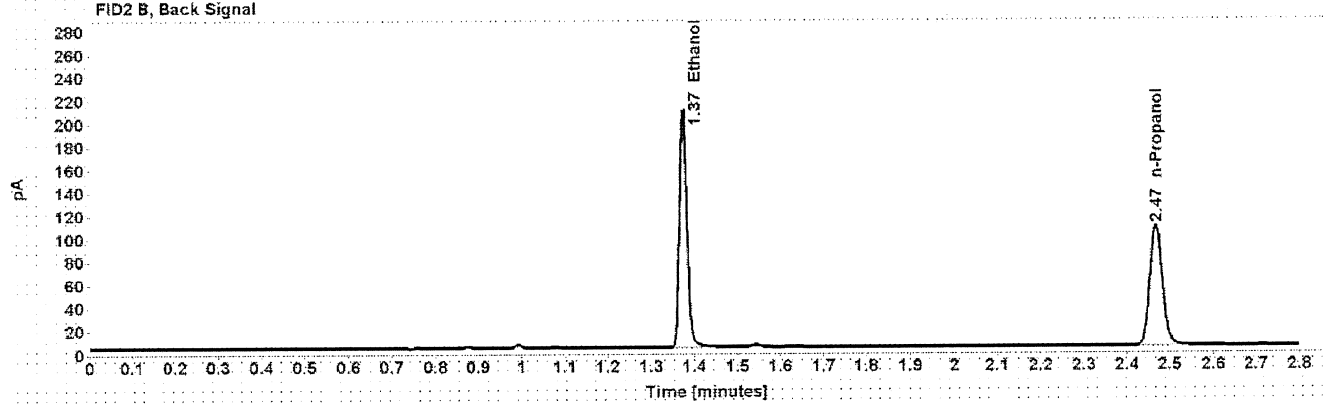
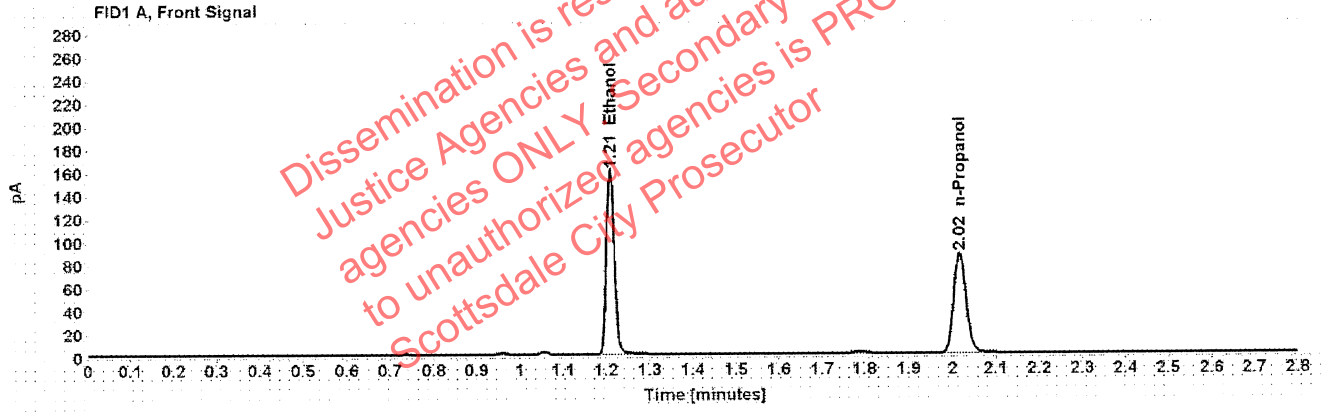


Table 1: FID 1 A (column DB-ALC1)

Compound	Amount (g/100mL)	Time (min)	Peak Area
>Ethanol	0.3188	1.210	203.226
n-Propanol	-----	2.017	172.942

Table 2: FID 2 B (column DB-ALC2)

Compound	Time (min)	Peak Area
Ethanol	1.374	254.035
n-Propanol	2.468	212.259

Scottsdale Police Department Crime Lab Volatiles Analysis

Sample:	1355362	Vial:	43
Description:	[REDACTED]	LIMS ID:	[REDACTED]
Method:	ethanol quant.M	Sequence:	27Jan21
Instrument:	US14173023 CN14160045	Injection date:	1/27/2021 4:03:32 PM
Data file:	C:\Chem321\Data\27Jan21\43.D	Analyst:	Abbott

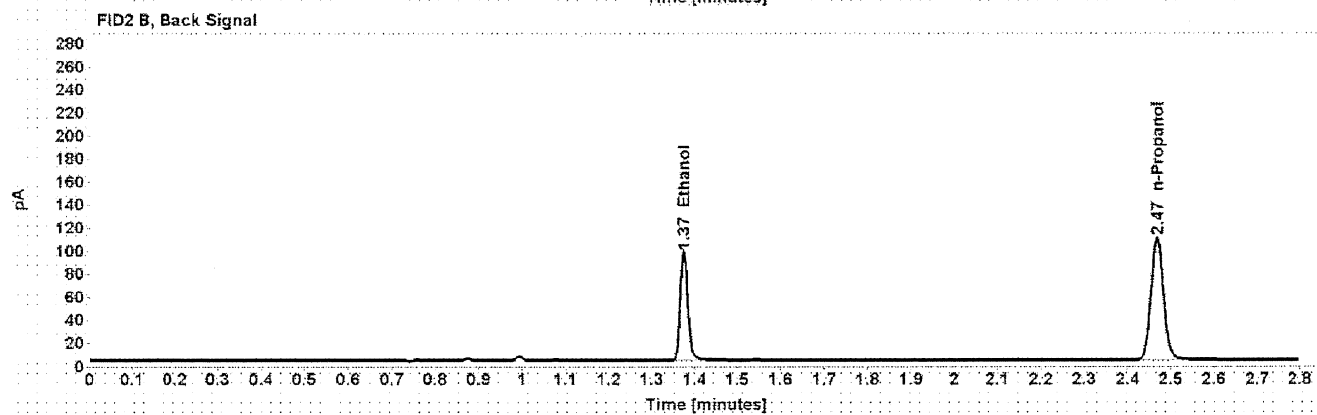
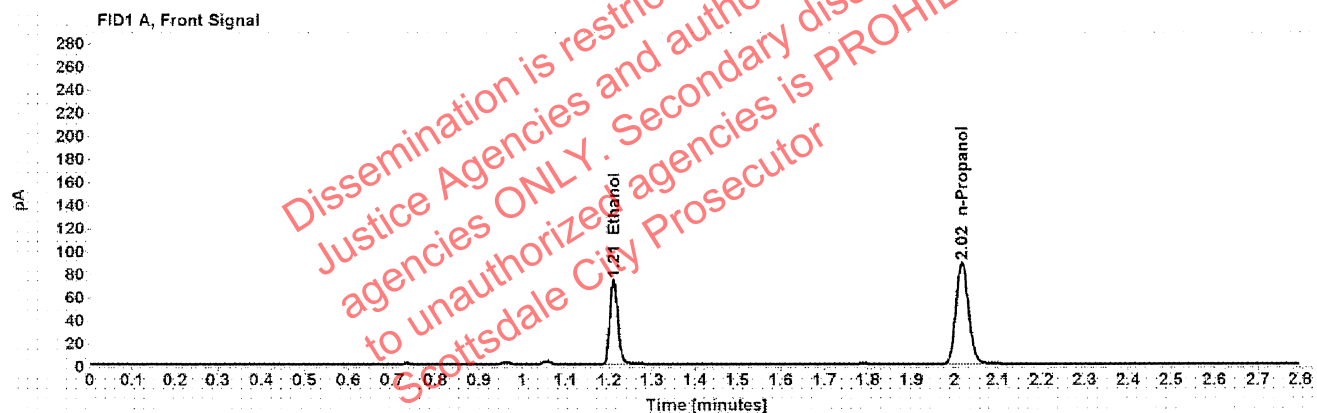


Table 1: FID 1 A (column DB-ALC1)

Compound	Amount (g/100mL)	Time (min)	Peak Area
>Ethanol	0.1452	1.211	93.731
n-Propanol	-----	2.017	175.613

Table 2: FID 2 B (column DB-ALC2)

Compound	Time (min)	Peak Area
Ethanol	1.375	115.854
n-Propanol	2.468	215.857

Scottsdale Police Department Crime Lab Volatiles Analysis

Sample:	1355362	Vial:	44
Description:		LIMS ID:	
Method:	ethanol quant.M	Sequence:	27Jan21
Instrument:	US14173023 CN14160045	Injection date:	1/27/2021 4:07:31 PM
Data file:	C:\Chem32\1\Data\27Jan21\44.D	Analyst:	Abbott

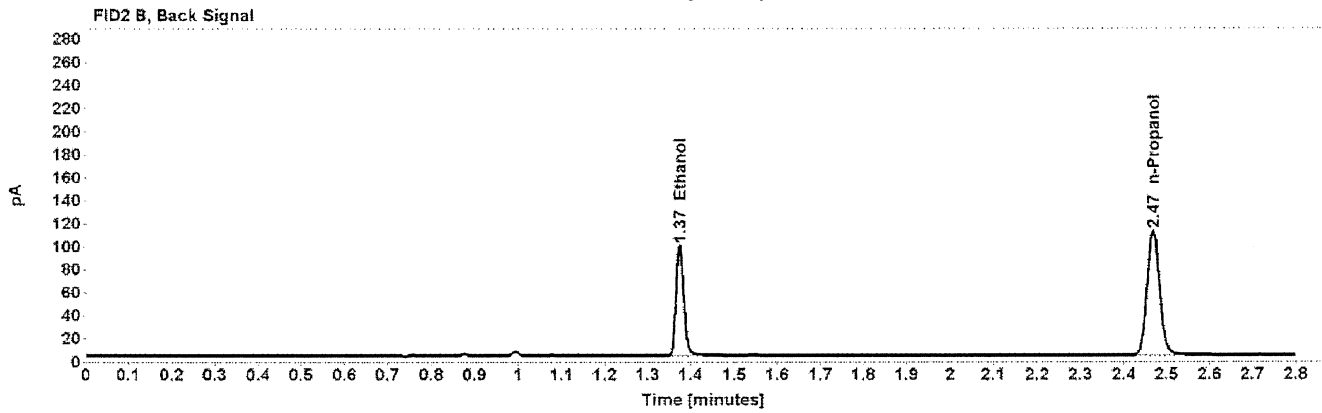
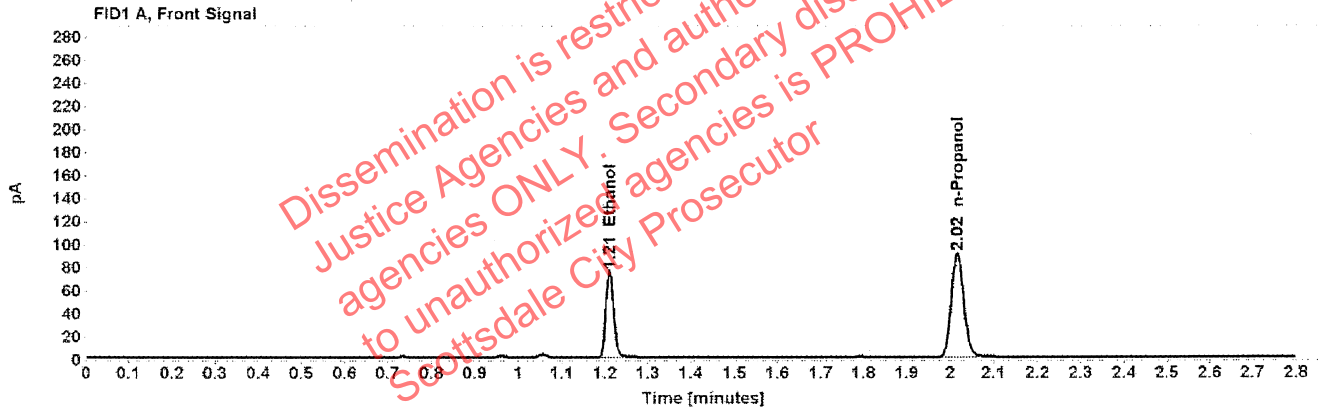


Table 1: FID 1 A (column DB-ALC1)

Compound	Amount (g/100mL)	Time (min)	Peak Area
>Ethanol	0.1446	1.210	95.548
n-Propanol	-----	2.017	179.780

Table 2: FID 2 B (column DB-ALC2)

Compound	Time (min)	Peak Area
Ethanol	1.375	118.614
n-Propanol	2.468	221.251

Scottsdale Police Department Crime Lab Volatiles Analysis

Sample:	1356214	Vial:	45
Description:	[REDACTED]	LIMS ID:	[REDACTED]
Method:	ethanol quant.M	Sequence:	27Jan21
Instrument:	US14173023 CN14160045	Injection date:	1/27/2021 4:11:30 PM
Data file:	C:\Chem32\1\Data\27Jan21\45.D	Analyst:	Abbott

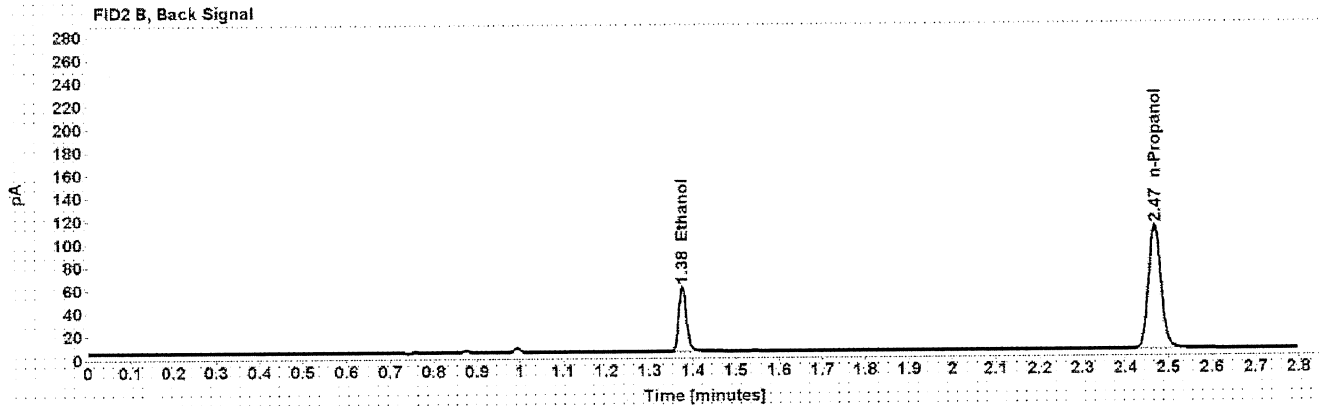
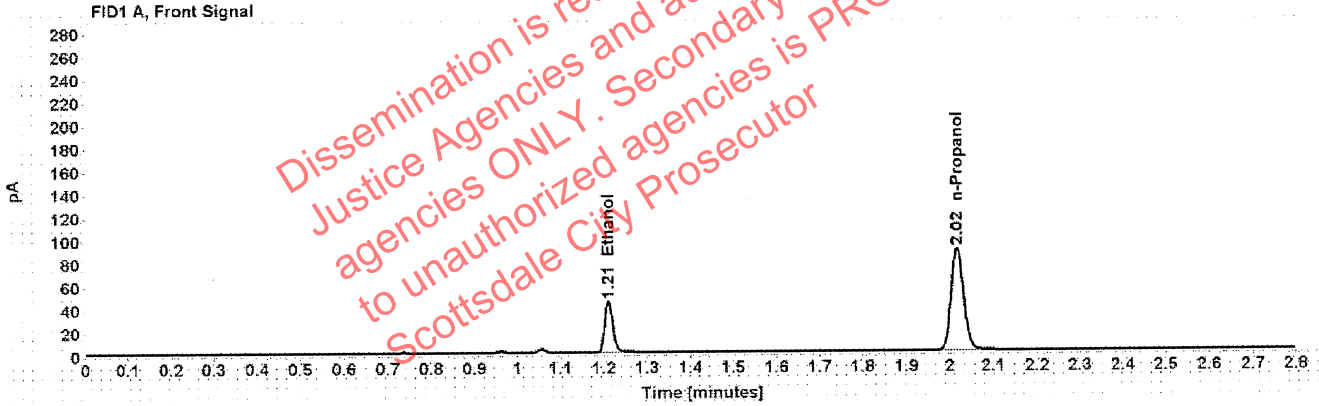


Table 1: FID 1 A (column DB-ALC1)

Compound	Amount (g/100mL)	Time (min)	Peak Area
>Ethanol	0.0874	1.211	56.733
n-Propanol	-----	2.017	177.162

Table 2: FID 2 B (column DB-ALC2)

Compound	Time (min)	Peak Area
Ethanol	1.375	70.036
n-Propanol	2.468	217.491

: Abbott, Lori - (28-Jan-2021)

Case: [REDACTED] User: LAbbott 1/28/2021

Scottsdale Police Department Crime Lab Volatiles Analysis

Sample:	1356214	Vial:	46
Description:	[REDACTED]	LIMS ID:	[REDACTED]
Method:	ethanol quant.M	Sequence:	27Jan21
Instrument:	US14173023 CN14160045	Injection date:	1/27/2021 4:15:31 PM
Data file:	C:\Chem32\1\Data\27Jan21\46.D	Analyst:	Abbott

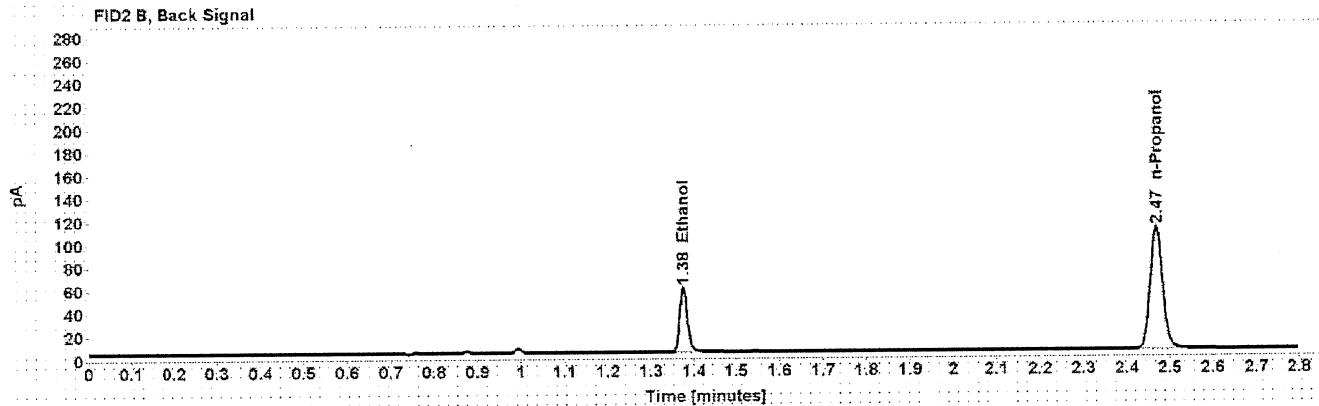
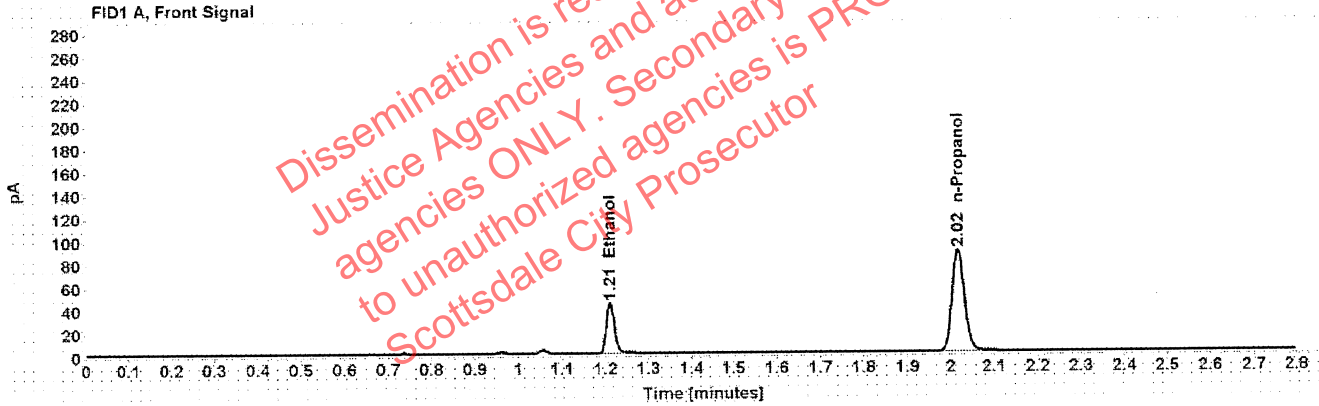


Table 1: FID 1 A (column DB-ALC1)

Compound	Amount (g/100mL)	Time (min)	Peak Area
>Ethanol	0.0870	1.211	56.080
n-Propanol	-----	2.017	175.973

Table 2: FID 2 B (column DB-ALC2)

Compound	Time (min)	Peak Area
Ethanol	1.375	69.349
n-Propanol	2.468	216.054

Scottsdale Police Department Crime Lab Volatiles Analysis

Sample:	1321147	Vial:	47
Description:	[REDACTED]	LIMS ID:	[REDACTED]
Method:	ethanol quant.M	Sequence:	27Jan21
Instrument:	US14173023 CN14160045	Injection date:	1/27/2021 4:19:32 PM
Data file:	C:\Chem32\1\Data\27Jan21\47.D	Analyst:	Abbott

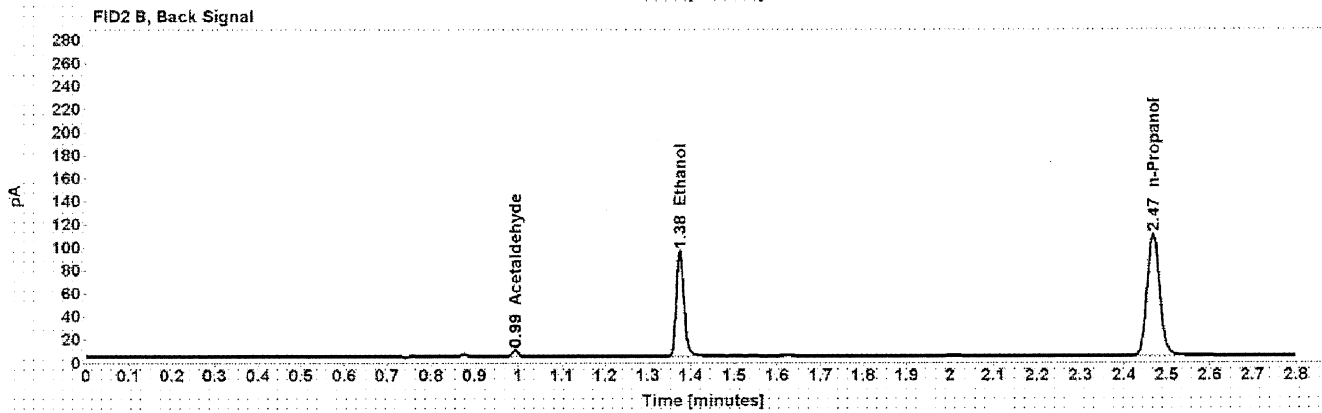
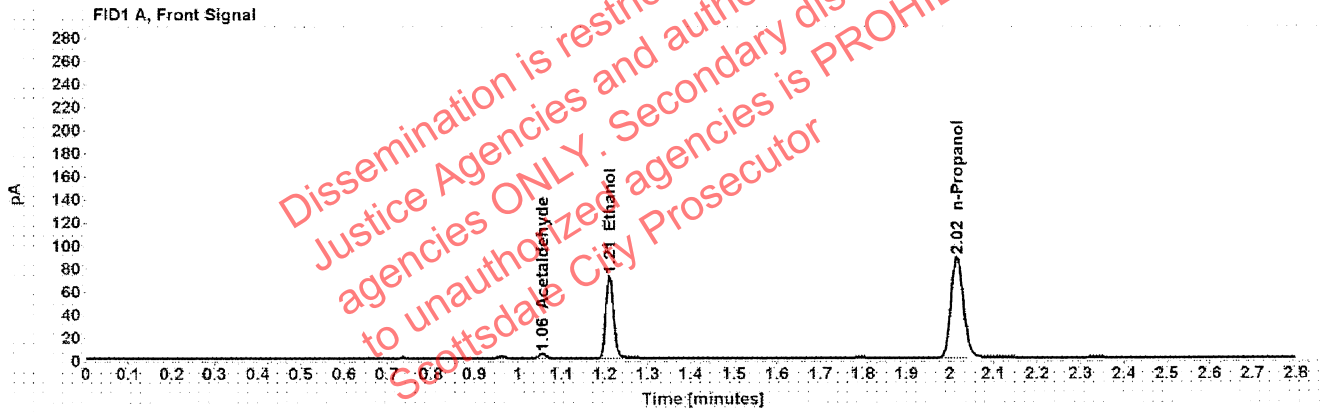


Table 1: FID 1 A (column DB-ALC1)

Compound	Amount (g/100mL)	Time (min)	Peak Area
Acetaldehyde	-----	1.056	4.074
>Ethanol	0.1419	1.211	91.068
n-Propanol	-----	2.017	174.555

Table 2: FID 2 B (column DB-ALC2)

Compound	Time (min)	Peak Area
Acetaldehyde	0.993	5.322
Ethanol	1.375	113.227
n-Propanol	2.468	215.242

Scottsdale Police Department Crime Lab Volatiles Analysis

Sample:	1321147	Vial:	48
Description:	[REDACTED]	LIMS ID:	[REDACTED]
Method:	ethanol quant.M	Sequence:	27Jan21
Instrument:	US14173023 CN14160045	Injection date:	1/27/2021 4:23:31 PM
Data file:	C:\Chem32\1\Data\27Jan21\48.D	Analyst:	Abbott

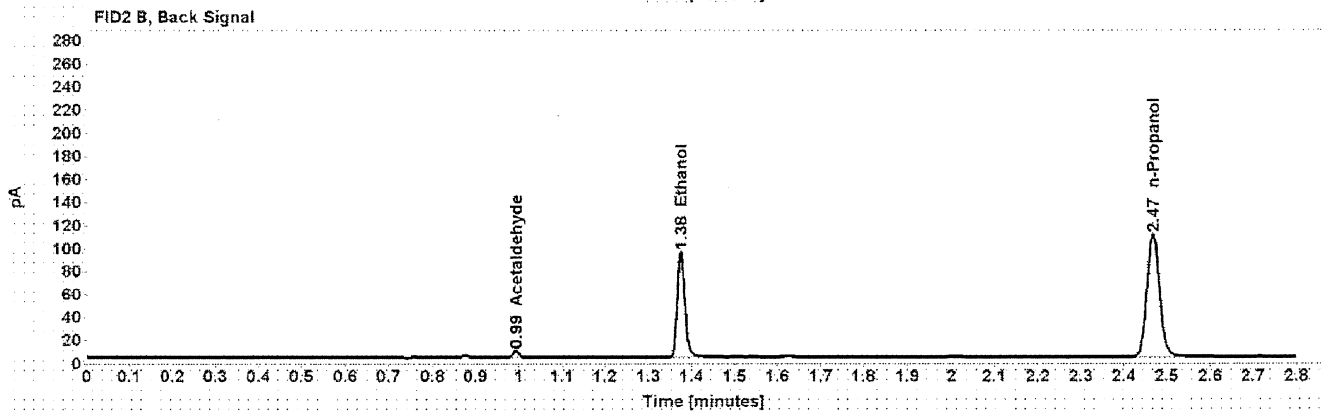
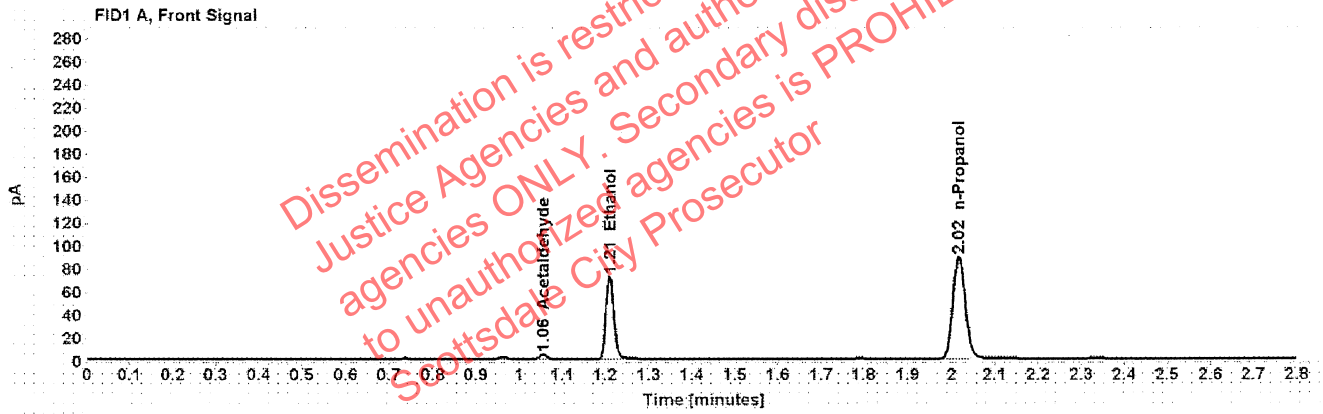


Table 1: FID 1 A (column DB-ALC1)

Compound	Amount (g/100mL)	Time (min)	Peak Area
Acetaldehyde	-----	1.056	4.165
>Ethanol	0.1419	1.211	91.885
n-Propanol	-----	2.017	176.164

Table 2: FID 2 B (column DB-ALC2)

Compound	Time (min)	Peak Area
Acetaldehyde	0.993	5.454
Ethanol	1.375	113.975
n-Propanol	2.468	217.271

: Abbott, Lori - (28-Jan-2021)

Case: [REDACTED] User: LAbbott 1/28/2021

Scottsdale Police Department Crime Lab Volatiles Analysis

Sample:	1287926	Vial:	49
Description:	[REDACTED]	LIMS ID:	[REDACTED]
Method:	ethanol quant.M	Sequence:	27Jan21
Instrument:	US14173023 CN14160045	Injection date:	1/27/2021 4:27:47 PM
Data file:	C:\Chem32\1\Data\27Jan21\49.D	Analyst:	Abbott

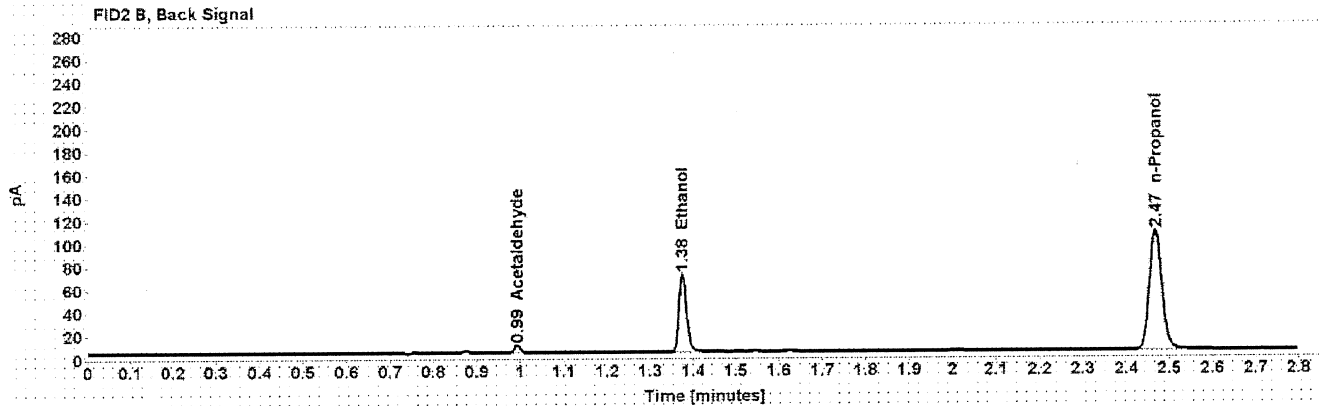
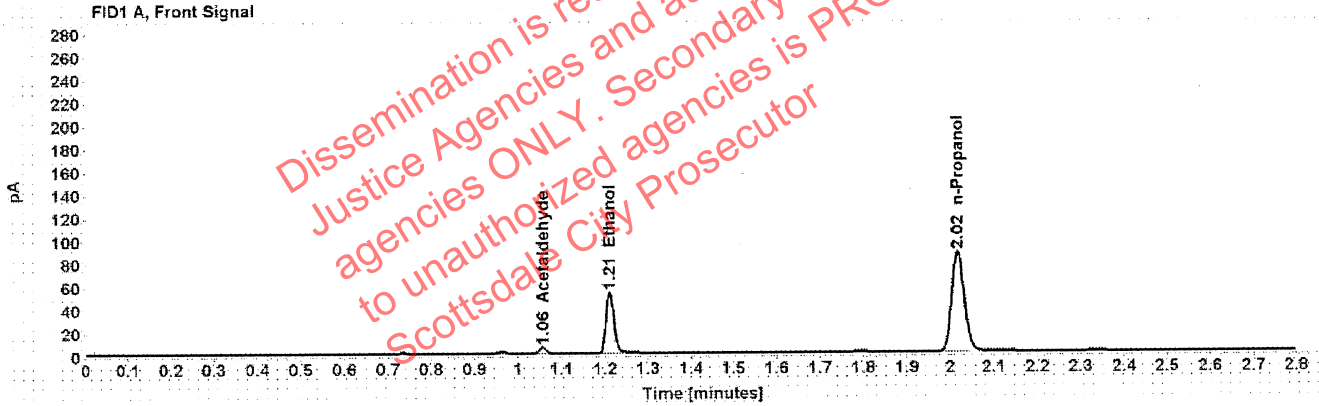


Table 1: FID 1 A (column DB-ALC1)

Compound	Amount (g/100mL)	Time (min)	Peak Area
Acetaldehyde	-----	1.056	4.962
>Ethanol	0.1073	1.211	67.765
n-Propanol	-----	2.017	172.141

Table 2: FID 2 B (column DB-ALC2)

Compound	Time (min)	Peak Area
Acetaldehyde	0.993	6.487
Ethanol	1.375	83.675
n-Propanol	2.468	212.392

Scottsdale Police Department Crime Lab Volatiles Analysis

Sample:	1287926	Vial:	50
Description:	[REDACTED]	LIMS ID:	[REDACTED]
Method:	ethanol quant.M	Sequence:	27Jan21
Instrument:	US14173023 CN14160045	Injection date:	1/27/2021 4:31:46 PM
Data file:	C:\Chem32\1\Data\27Jan21\50.D	Analyst:	Abbott

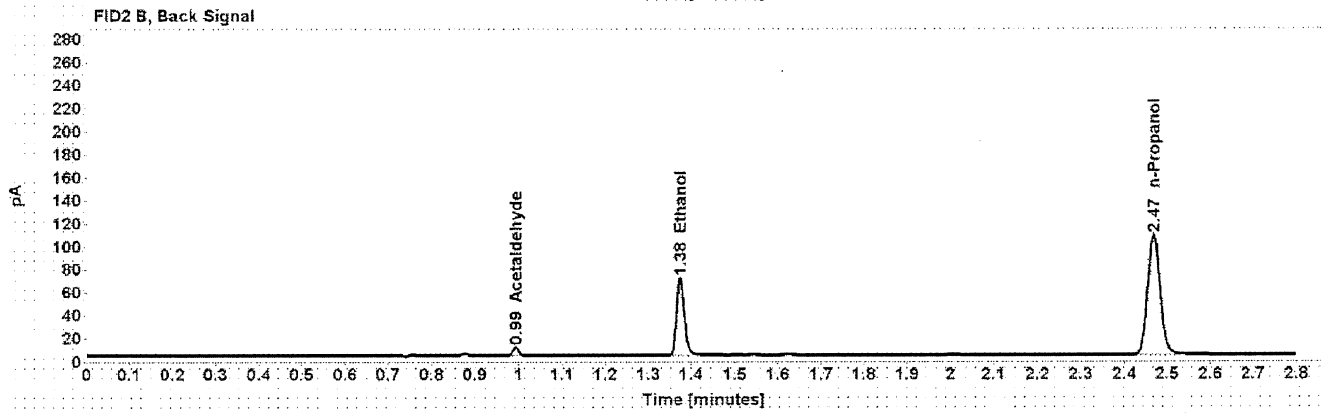
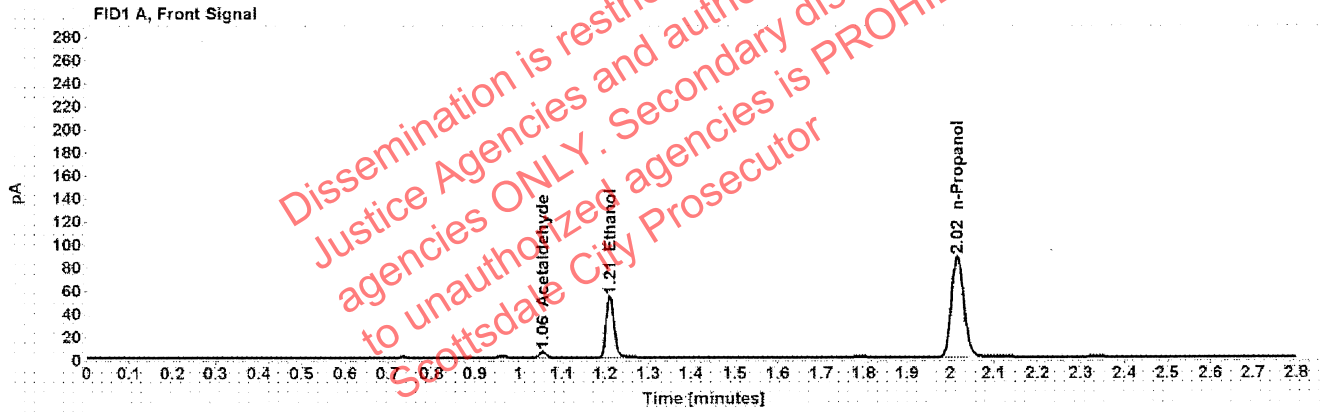


Table 1: FID 1 A (column DB-ALC1)

Compound	Amount (g/100mL)	Time (min)	Peak Area
Acetaldehyde	-----	1.056	5.051
>Ethanol	0.1067	1.211	67.721
n-Propanol	-----	2.017	172.934

Table 2: FID 2 B (column DB-ALC2)

Compound	Time (min)	Peak Area
Acetaldehyde	0.993	6.642
Ethanol	1.375	83.999
n-Propanol	2.468	213.223

Scottsdale Police Department Crime Lab Volatiles Analysis

Sample:	1355420	Vial:	51
Description:	[REDACTED]	LIMS ID:	[REDACTED]
Method:	ethanol quant.M	Sequence:	27Jan21
Instrument:	US14173023 CN14160045	Injection date:	1/27/2021 4:35:46 PM
Data file:	C:\Chem32\1\Data\27Jan21\51.D	Analyst:	Abbott

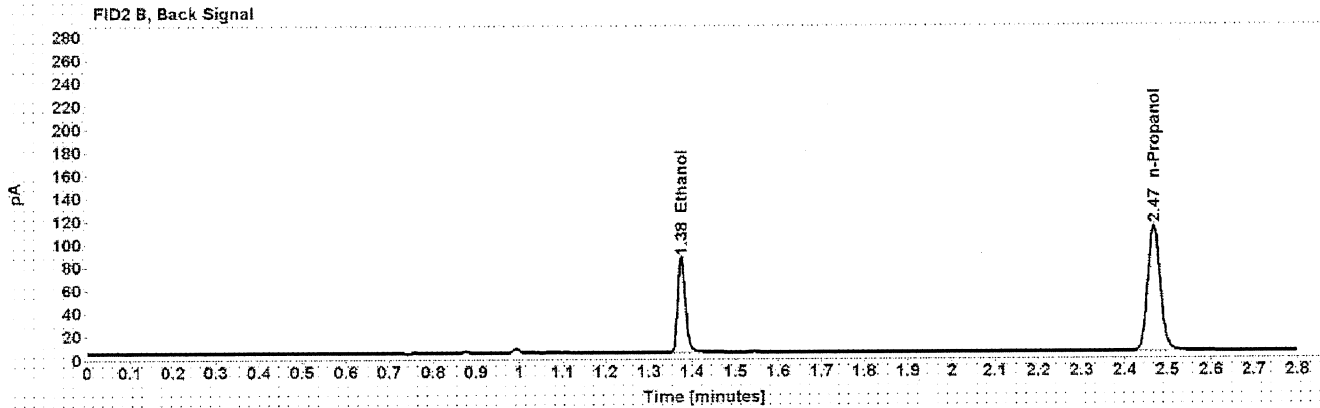
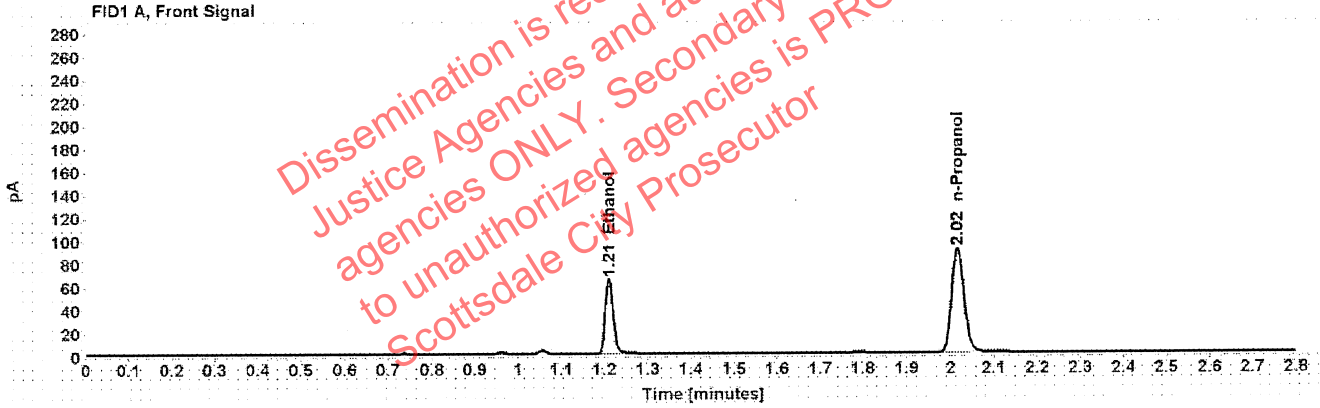


Table 1: FID 1 A (column DB-ALC1)

Compound	Amount (g/100mL)	Time (min)	Peak Area
>Ethanol	0.1244	1.211	82.633
n-Propanol	-----	2.017	180.825

Table 2: FID 2 B (column DB-ALC2)

Compound	Time (min)	Peak Area
Ethanol	1.375	102.196
n-Propanol	2.468	222.173

Scottsdale Police Department Crime Lab Volatiles Analysis

Sample:	1355420	Vial:	52
Description:	[REDACTED]	LIMS ID:	[REDACTED]
Method:	ethanol quant.M	Sequence:	27Jan21
Instrument:	US14173023 CN14160045	Injection date:	1/27/2021 4:39:45 PM
Data file:	C:\Chem32\1\Data\27Jan21\52.D	Analyst:	Abbott

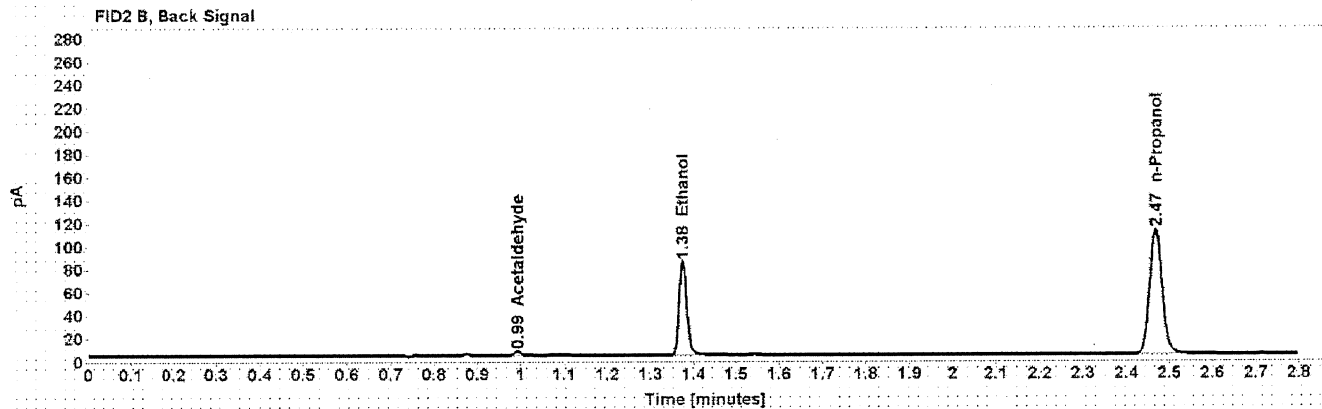
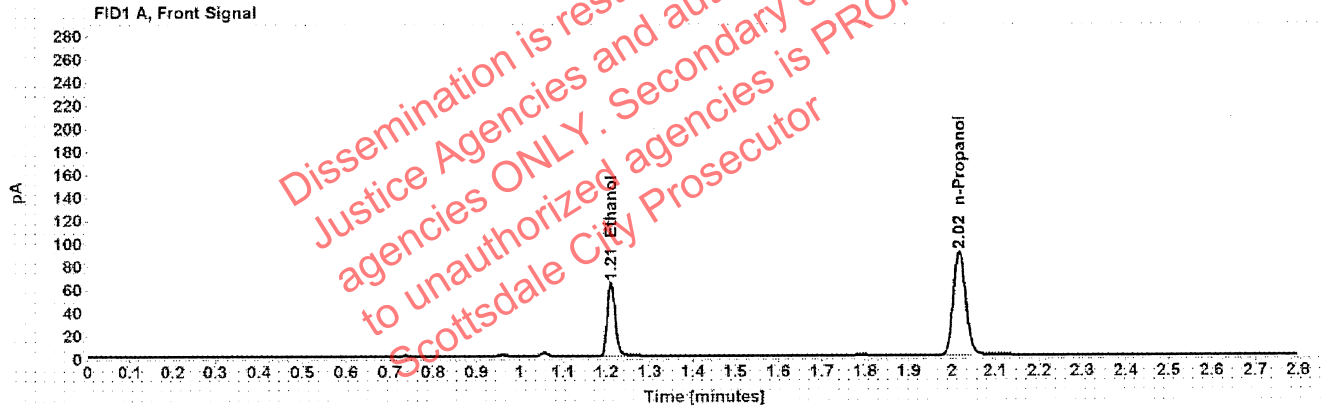


Table 1: FID 1 A (column DB-ALC1)

Compound	Amount (g/100mL)	Time (min)	Peak Area
>Ethanol	0.1236	1.211	81.499
n-Propanol	-----	2.017	179.531

Table 2: FID 2 B (column DB-ALC2)

Compound	Time (min)	Peak Area
Acetaldehyde	0.993	3.808
Ethanol	1.375	100.886
n-Propanol	2.468	220.453

Scottsdale Police Department Crime Lab Volatiles Analysis

Sample:	1354351	Vial:	54
Description:	[REDACTED]	LIMS ID:	[REDACTED]
Method:	ethanol quant.M	Sequence:	27Jan21
Instrument:	US14173023 CN14160045	Injection date:	1/27/2021 4:47:46 PM
Data file:	C:\Chem32\1\Data\27Jan21\54.D	Analyst:	Abbott

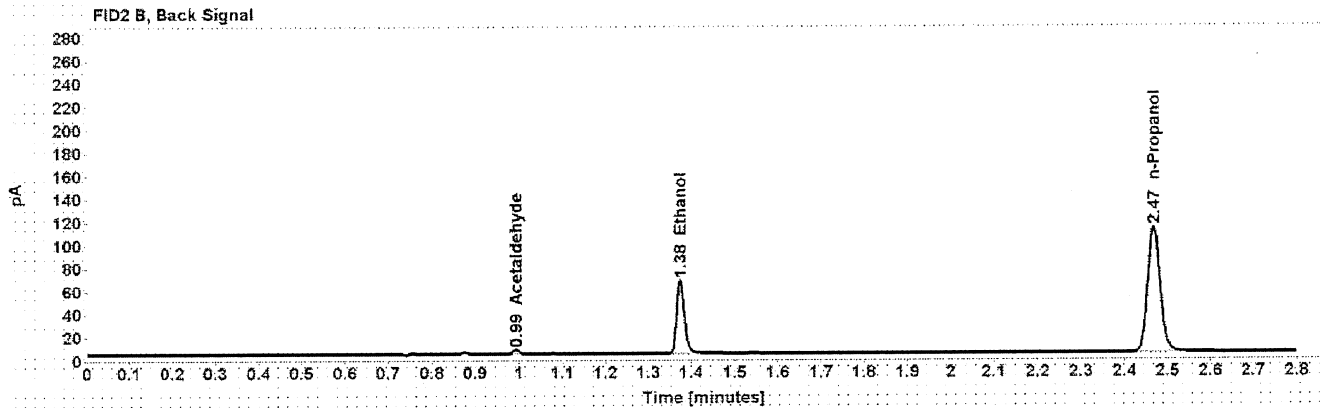
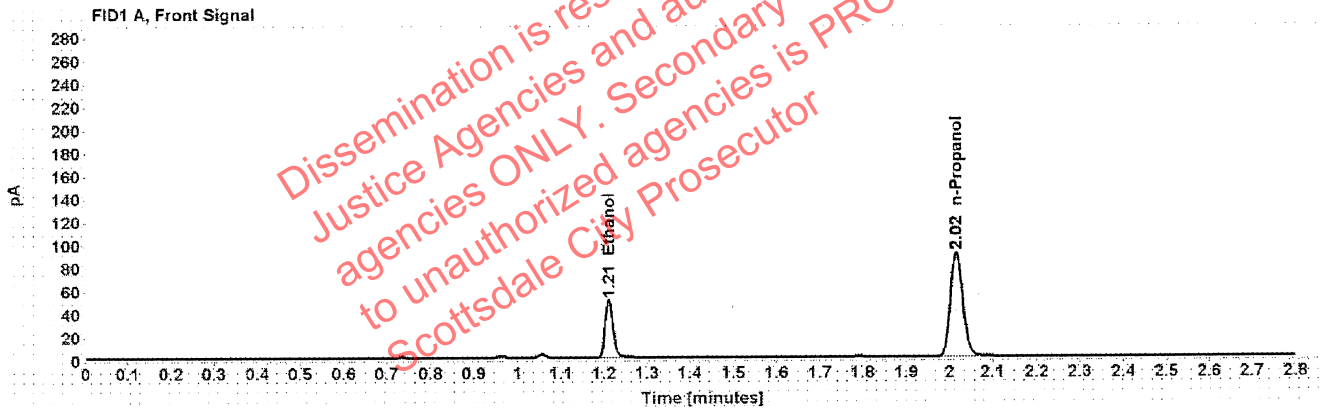


Table 1: FID 1 A (column DB-ALC1)

Compound	Amount (g/100mL)	Time (min)	Peak Area
>Ethanol	0.0962	1.211	63.697
n-Propanol	-----	2.017	180.477

Table 2: FID 2 B (column DB-ALC2)

Compound	Time (min)	Peak Area
Acetaldehyde	0.993	3.840
Ethanol	1.375	78.908
n-Propanol	2.468	221.392

Scottsdale Police Department Crime Lab Volatiles Analysis

Sample:	1354351	Vial:	55
Description:	[REDACTED]	LIMS ID:	[REDACTED]
Method:	ethanol quant.M	Sequence:	27Jan21
Instrument:	US14173023 CN14160045	Injection date:	1/27/2021 4:52:00 PM
Data file:	C:\Chem32\1\Data\27Jan21\55.D	Analyst:	Abbott

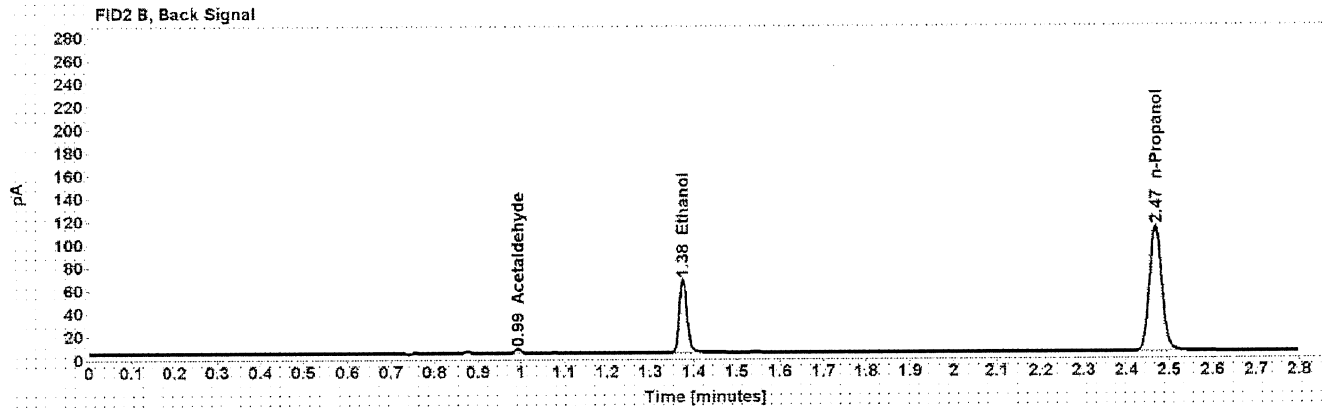
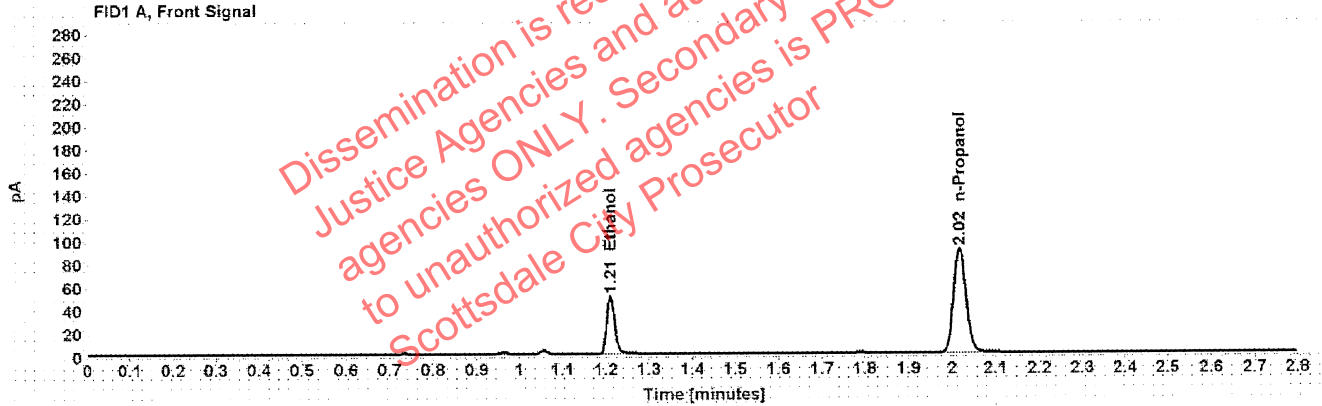


Table 1: FID 1 A (column DB-ALC1)

Compound	Amount (g/100mL)	Time (min)	Peak Area
>Ethanol	0.0966	1.211	63.837
n-Propanol	-----	2.017	180.224

Table 2: FID 2 B (column DB-ALC2)

Compound	Time (min)	Peak Area
Acetaldehyde	0.993	3.814
Ethanol	1.375	78.914
n-Propanol	2.468	220.833

Scottsdale Police Department Crime Lab Volatiles Analysis

Sample:	1356371	Vial:	56
Description:	[redacted]	LIMS ID:	[redacted]
Method:	ethanol quant.M	Sequence:	27Jan21
Instrument:	US14173023 CN14160045	Injection date:	1/27/2021 4:56:00 PM
Data file:	C:\Chem32\1\Data\27Jan21\56.D	Analyst:	Abbott

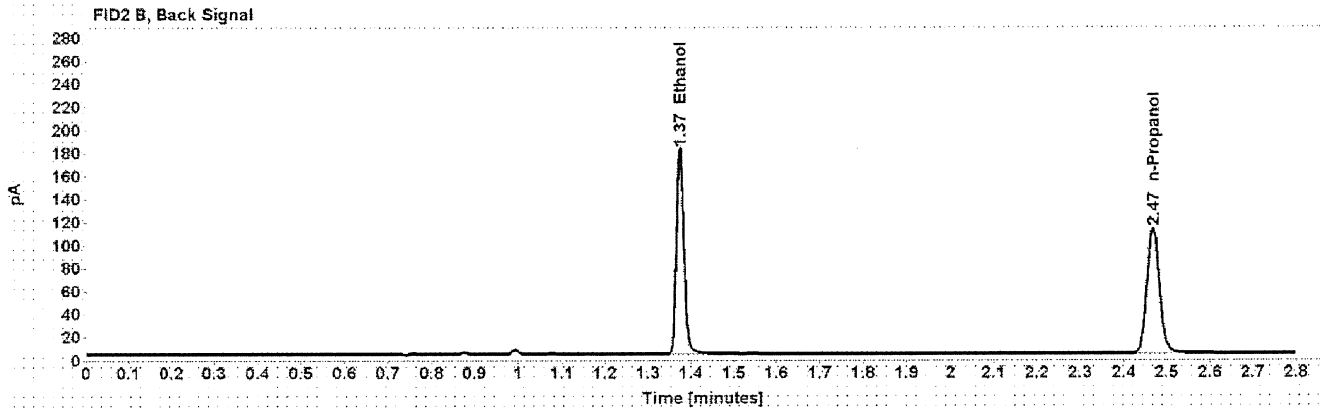
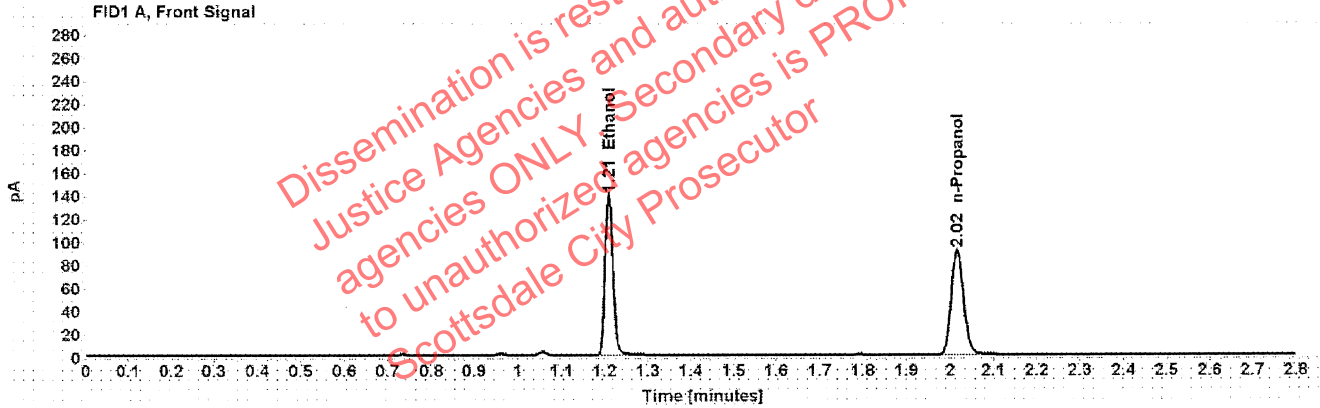


Table 1: FID 1 A (column DB-ALC1)

Compound	Amount (g/100mL)	Time (min)	Peak Area
>Ethanol	0.2650	1.210	176.780
n-Propanol	-----	2.017	181.031

Table 2: FID 2 B (column DB-ALC2)

Compound	Time (min)	Peak Area
Ethanol	1.374	220.653
n-Propanol	2.468	222.605

Scottsdale Police Department Crime Lab Volatiles Analysis

Sample:	1356371	Vial:	57
Description:	[REDACTED]	LIMS ID:	[REDACTED]
Method:	ethanol quant.M	Sequence:	27Jan21
Instrument:	US14173023 CN14160045	Injection date:	1/27/2021 5:00:02 PM
Data file:	C:\Chem32\1\Data\27Jan21\57.D	Analyst:	Abbott

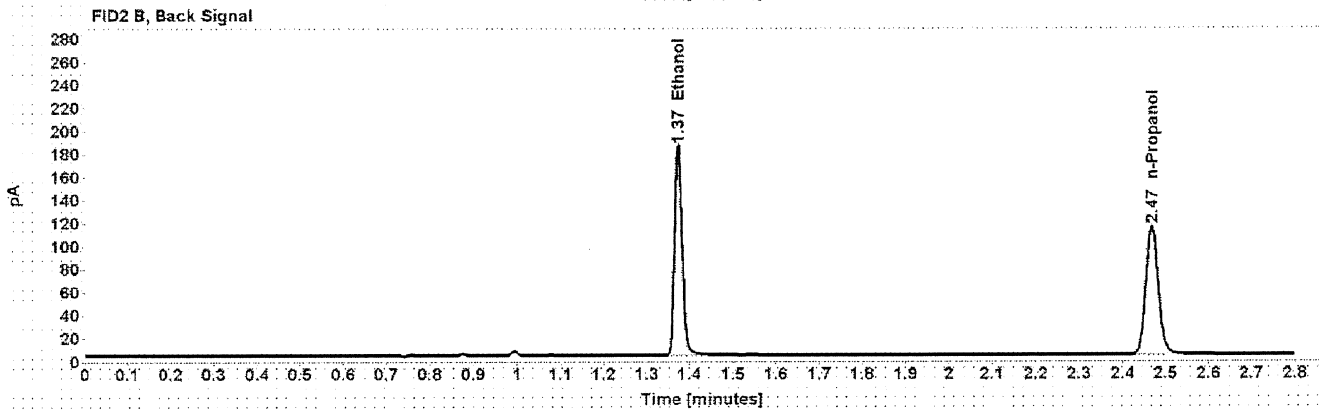
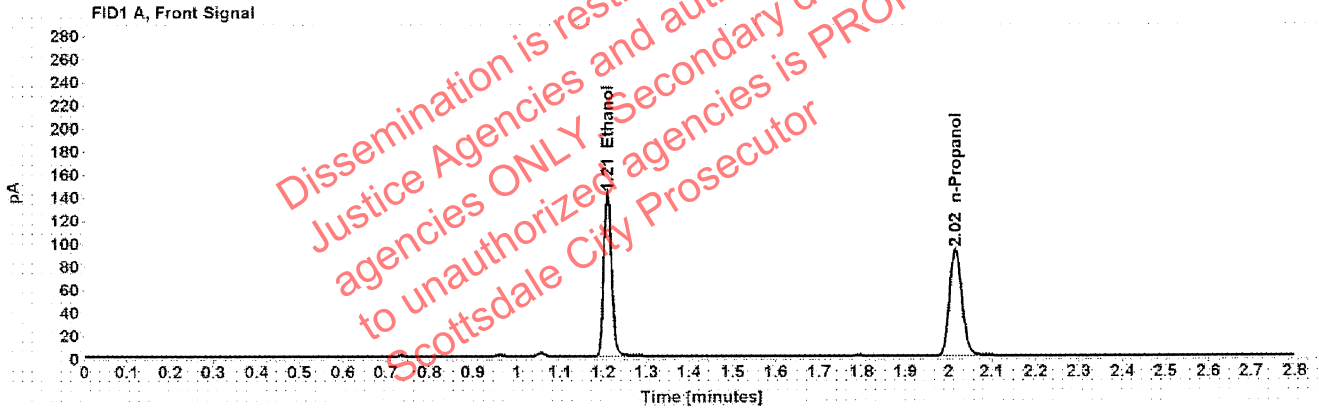


Table 1: FID 1 A (column DB-ALC1)

Compound	Amount (g/100mL)	Time (min)	Peak Area
>Ethanol	0.2657	1.210	180.289
n-Propanol	-----	2.017	184.138

Table 2: FID 2 B (column DB-ALC2)

Compound	Time (min)	Peak Area
Ethanol	1.375	225.005
n-Propanol	2.468	226.414

Scottsdale Police Department Crime Lab Volatiles Analysis

Sample:	1354102	Vial:	58
Description:	[REDACTED]	LIMS ID:	[REDACTED]
Method:	ethanol quant.M	Sequence:	27Jan21
Instrument:	US14173023 CN14160045	Injection date:	1/27/2021 5:04:02 PM
Data file:	C:\Chem32\1\Data\27Jan21\58.D	Analyst:	Abbott

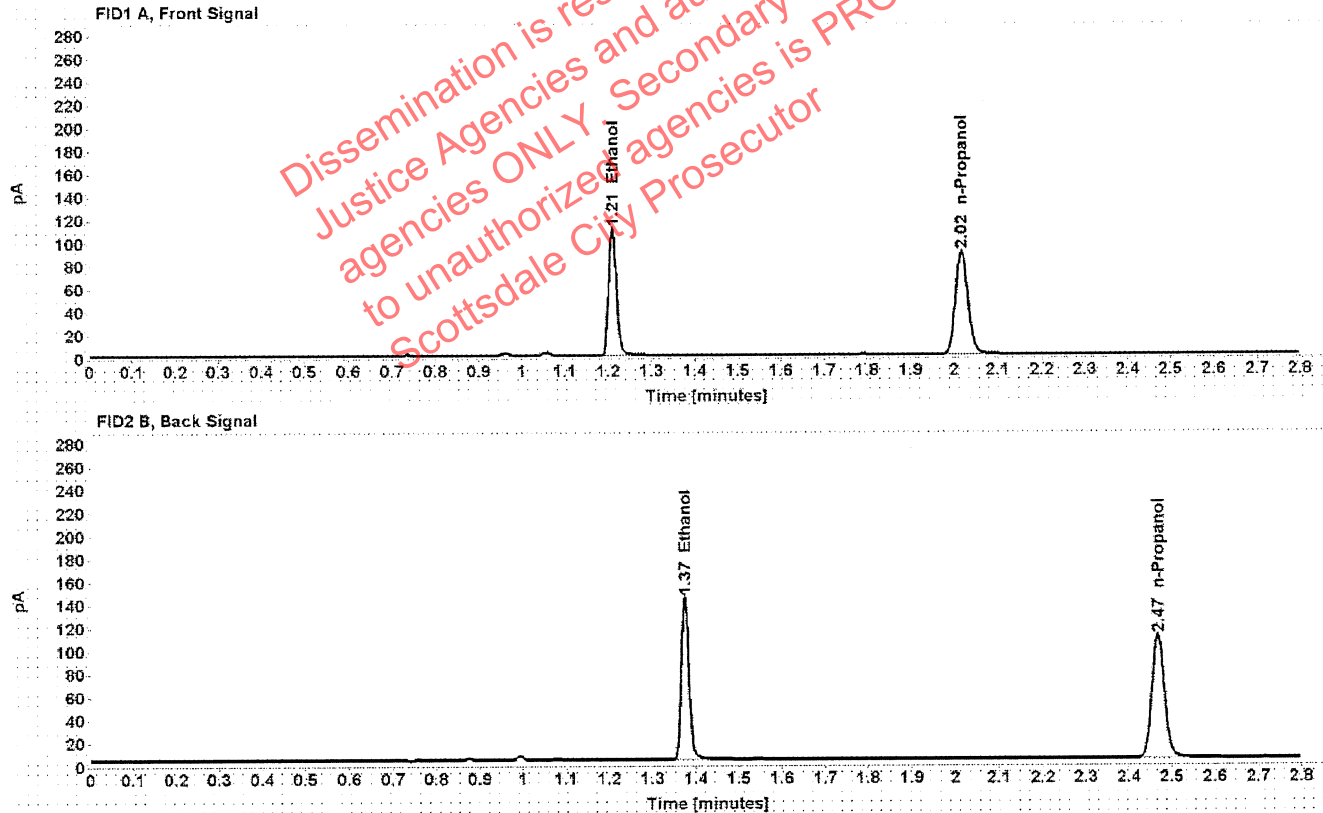


Table 1: FID 1 A (column DB-ALC1)

Compound	Amount (g/100mL)	Time (min)	Peak Area
>Ethanol	0.2144	1.210	140.133
n-Propanol	-----	2.017	177.507

Table 2: FID 2 B (column DB-ALC2)

Compound	Time (min)	Peak Area
Ethanol	1.375	174.976
n-Propanol	2.468	217.687

[REDACTED]: Abbott, Lori - (28-Jan-2021)

Case: [REDACTED] User: LAbbott 1/28/2021

Scottsdale Police Department Crime Lab Volatiles Analysis

Sample:	1354102	Vial:	59
Description:	[REDACTED]	LIMS ID:	[REDACTED]
Method:	ethanol quant.M	Sequence:	27Jan21
Instrument:	US14173023 CN14160045	Injection date:	1/27/2021 5:08:00 PM
Data file:	C:\Chem321\1\Data\27Jan21\59.D	Analyst:	Abbott

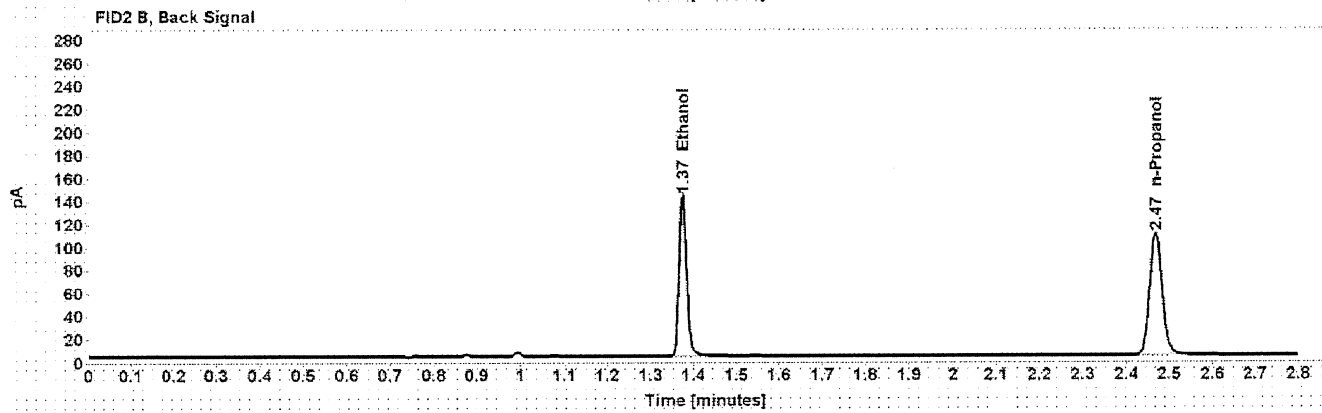
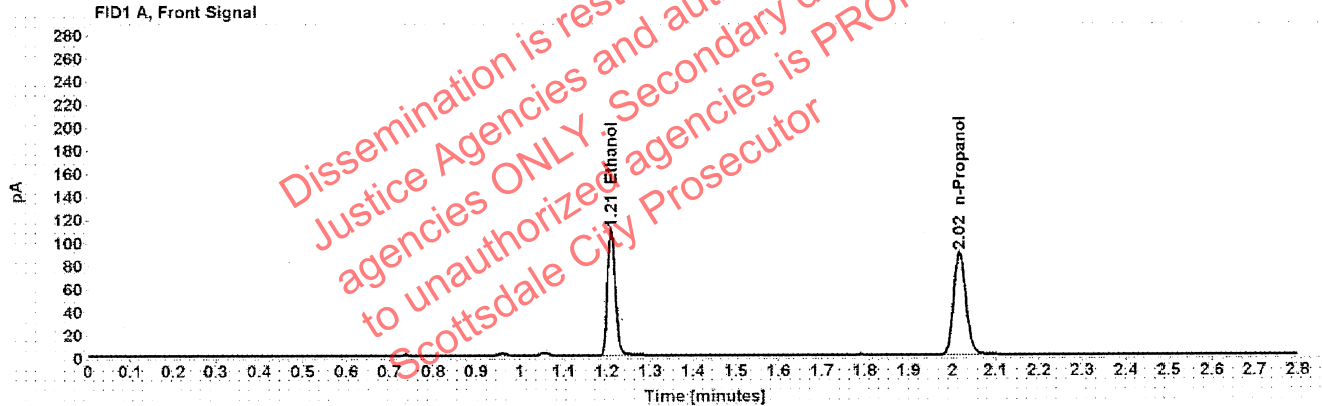


Table 1: FID 1 A (column DB-ALC1)

Compound	Amount (g/100mL)	Time (min)	Peak Area
>Ethanol	0.2134	1.210	138.581
n-Propanol	-----	2.017	176.405

Table 2: FID 2 B (column DB-ALC2)

Compound	Time (min)	Peak Area
Ethanol	1.375	173.060
n-Propanol	2.468	216.369

Scottsdale Police Department Crime Lab Volatiles Analysis

Sample:	1356760	Vial:	60
Description:		LIMS ID:	
Method:	ethanol quant.M	Sequence:	27Jan21
Instrument:	US14173023 CN14160045	Injection date:	1/27/2021 5:12:00 PM
Data file:	C:\Chem3211\Data\27Jan21\60.D	Analyst:	Abbott

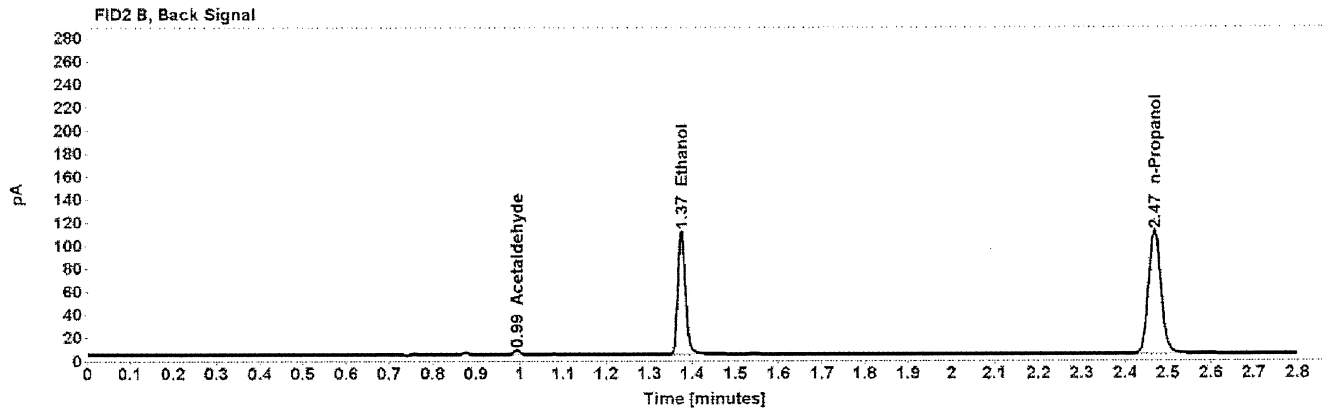
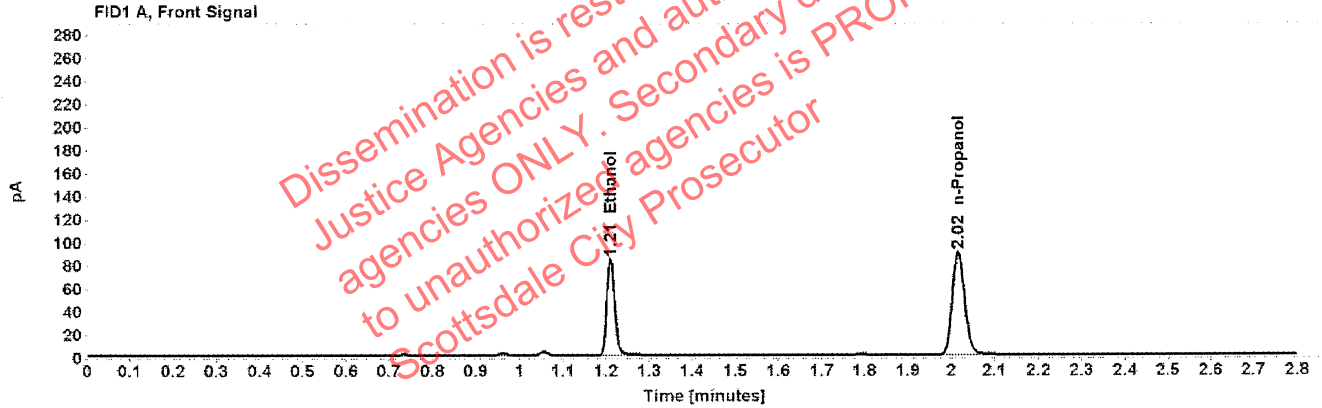


Table 1: FID 1 A (column DB-ALC1)

Compound	Amount (g/100mL)	Time (min)	Peak Area
>Ethanol	0.1634	1.210	106.690
n-Propanol	-----	2.017	177.549

Table 2: FID 2 B (column DB-ALC2)

Compound	Time (min)	Peak Area
Acetaldehyde	0.993	3.902
Ethanol	1.375	132.485
n-Propanol	2.468	217.355

Scottsdale Police Department Crime Lab Volatiles Analysis

Sample:	1356760	Vial:	61
Description:	[REDACTED]	LIMS ID:	[REDACTED]
Method:	ethanol quant.M	Sequence:	27Jan21
Instrument:	US14173023 CN14160045	Injection date:	1/27/2021 5:16:15 PM
Data file:	C:\Chem32\1\Data\27Jan21\61.D	Analyst:	Abbott

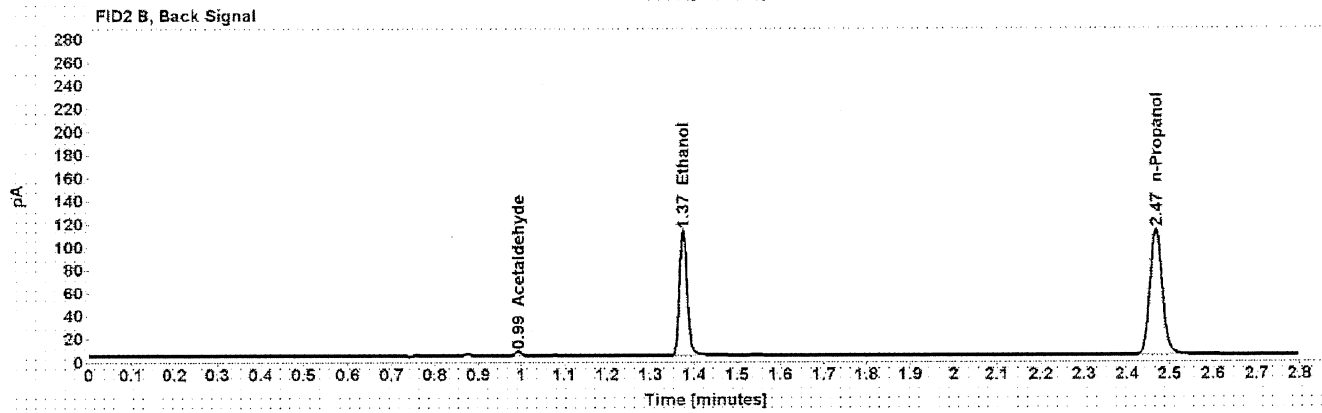
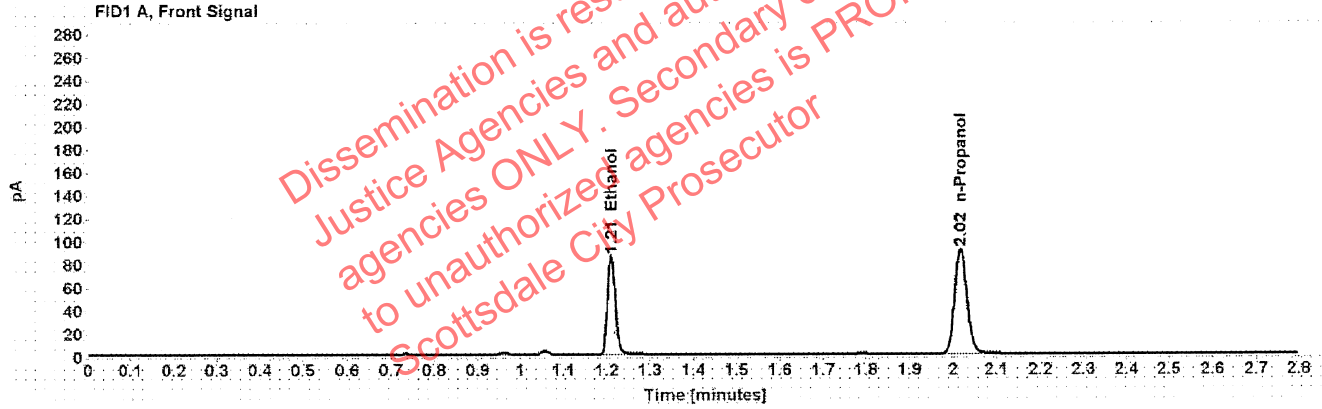


Table 1: FID 1 A (column DB-ALC1)

Compound	Amount (g/100mL)	Time (min)	Peak Area
>Ethanol	0.1632	1.210	108.765
n-Propanol	-----	2.017	181.157

Table 2: FID 2 B (column DB-ALC2)

Compound	Time (min)	Peak Area
Acetaldehyde	0.993	3.938
Ethanol	1.375	134.791
n-Propanol	2.468	221.947

[REDACTED]: Abbott, Lori - (28-Jan-2021)

Case: [REDACTED] User: LAbbott 1/28/2021

Scottsdale Police Department Crime Lab Volatiles Analysis

Sample:	1356708	Vial:	62
Description:	[REDACTED]	LIMS ID:	[REDACTED]
Method:	ethanol quant.M	Sequence:	27Jan21
Instrument:	US14173023 CN14160045	Injection date:	1/27/2021 5:20:16 PM
Data file:	C:\Chem32\1\Data\27Jan21\62.D	Analyst:	Abbott

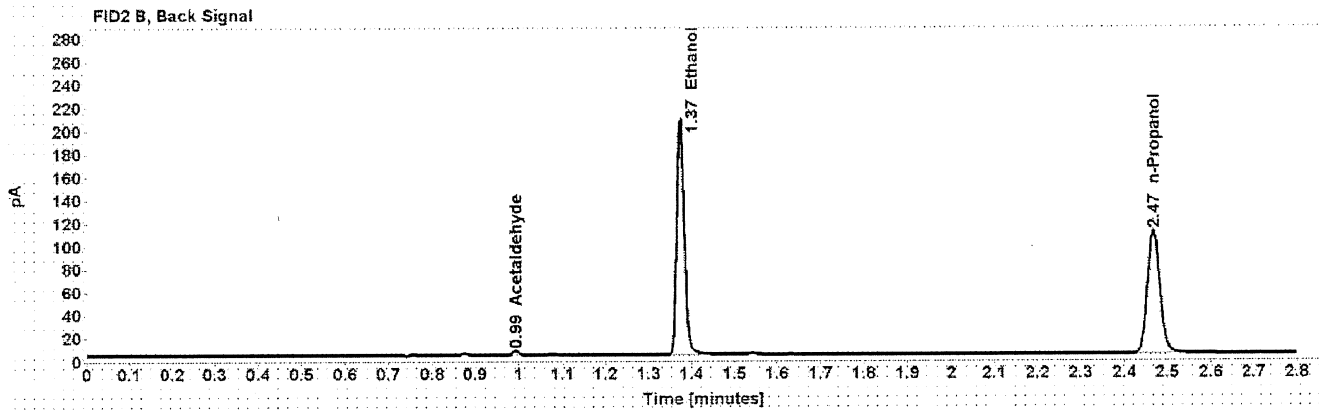
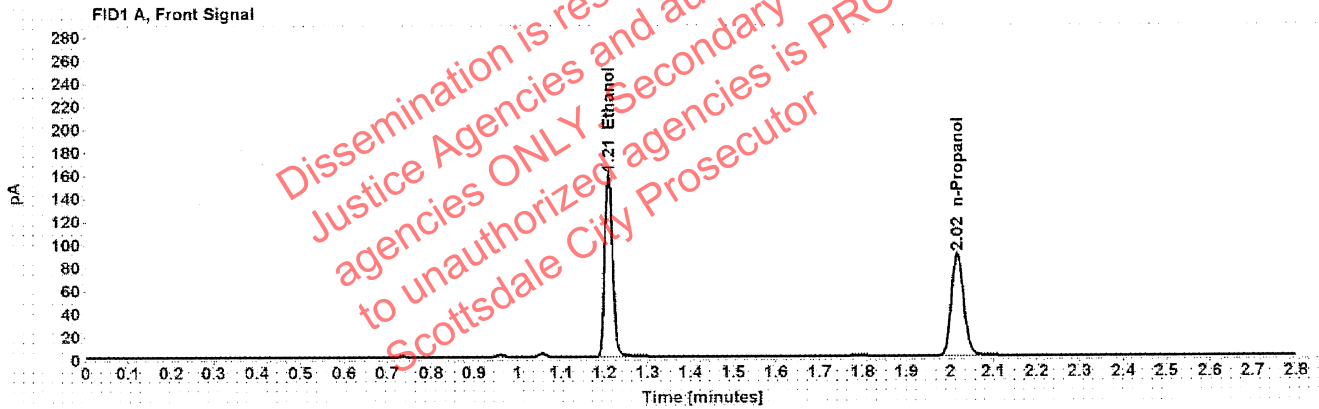


Table 1: FID 1 A (column DB-ALC1)

Compound	Amount (g/100mL)	Time (min)	Peak Area
>Ethanol	0.3090	1.210	201.186
n-Propanol	-----	2.017	176.639

Table 2: FID 2 B (column DB-ALC2)

Compound	Time (min)	Peak Area
Acetaldehyde	0.993	3.913
Ethanol	1.375	251.243
n-Propanol	2.468	217.183

: Abbott, Lori - (28-Jan-2021)

Case: User: LAbbott 1/28/2021

Scottsdale Police Department Crime Lab Volatiles Analysis

Sample:	1356708	Vial:	63
Description:		LIMS ID:	
Method:	ethanol quant.M	Sequence:	27Jan21
Instrument:	US14173023 CN14160045	Injection date:	1/27/2021 5:24:15 PM
Data file:	C:\Chem32\1\Data\27Jan21\63.D	Analyst:	Abbott

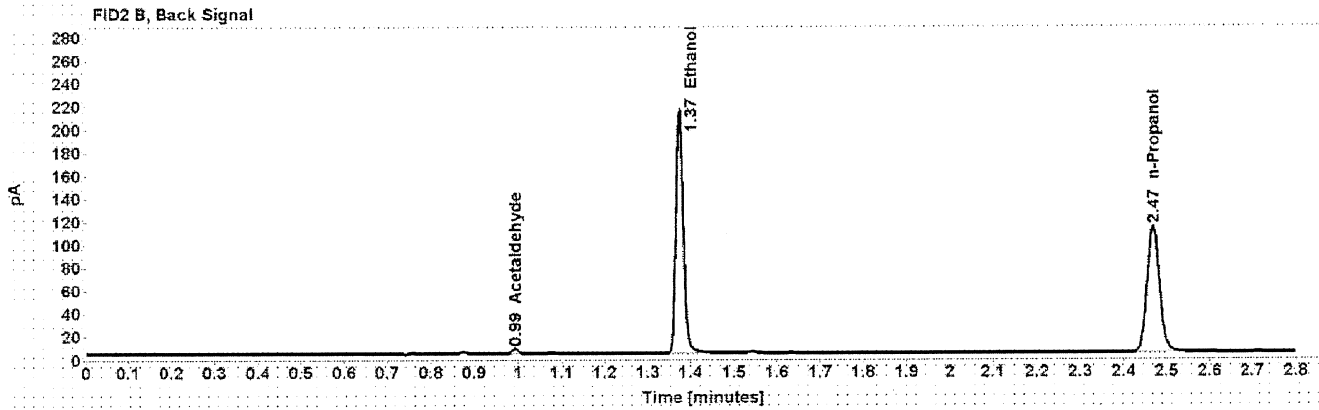
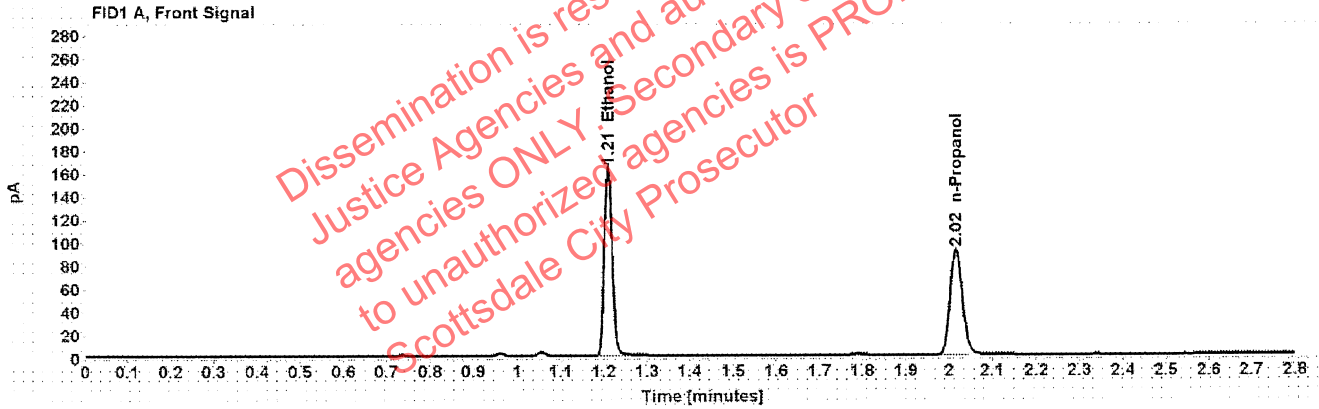


Table 1: FID 1 A (column DB-ALC1)

Compound	Amount (g/100mL)	Time (min)	Peak Area
>Ethanol	0.3106	1.210	208.212
n-Propanol	-----	2.017	181.865

Table 2: FID 2 B (column DB-ALC2)

Compound	Time (min)	Peak Area
Acetaldehyde	0.993	4.100
Ethanol	1.375	259.869
n-Propanol	2.468	223.510

Scottsdale Police Department Crime Lab Volatiles Analysis

Sample:	1356373	Vial:	65
Description:	[REDACTED]	LIMS ID:	[REDACTED]
Method:	ethanol quant.M	Sequence:	27Jan21
Instrument:	US14173023 CN14160045	Injection date:	1/27/2021 5:32:16 PM
Data file:	C:\Chem32\1\Data\27Jan21\65.D	Analyst:	Abbott

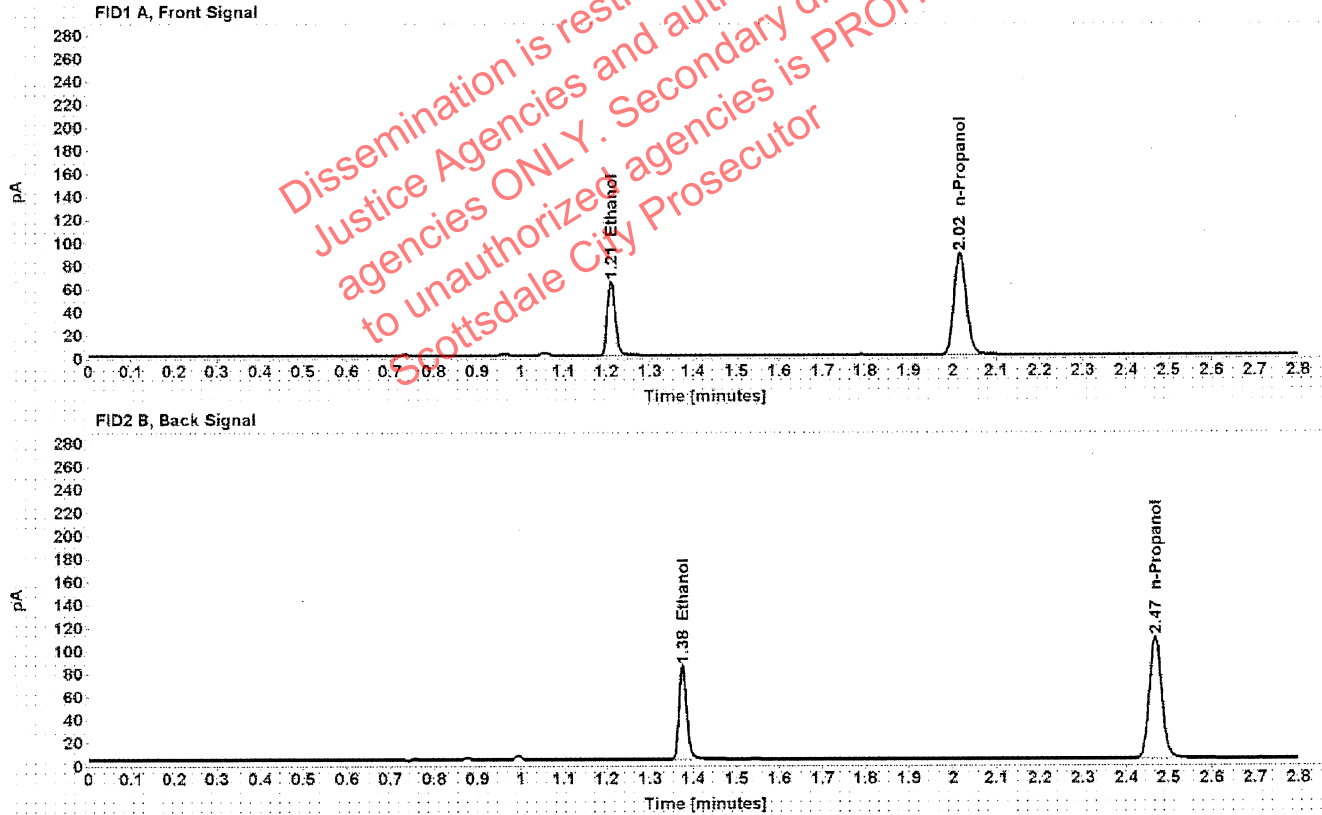


Table 1: FID 1 A (column DB-ALC1)

Compound	Amount (g/100mL)	Time (min)	Peak Area
>Ethanol	0.1263	1.211	81.603
n-Propanol	-----	2.017	175.827

Table 2: FID 2 B (column DB-ALC2)

Compound	Time (min)	Peak Area
Ethanol	1.375	101.139
n-Propanol	2.468	215.933

Scottsdale Police Department Crime Lab Volatiles Analysis

Sample:	1356373	Vial:	66
Description:	[REDACTED]	LIMS ID:	[REDACTED]
Method:	ethanol quant.M	Sequence:	27Jan21
Instrument:	US14173023 CN14160045	Injection date:	1/27/2021 5:36:15 PM
Data file:	C:\Chem32\1\Data\27Jan21\66.D	Analyst:	Abbott

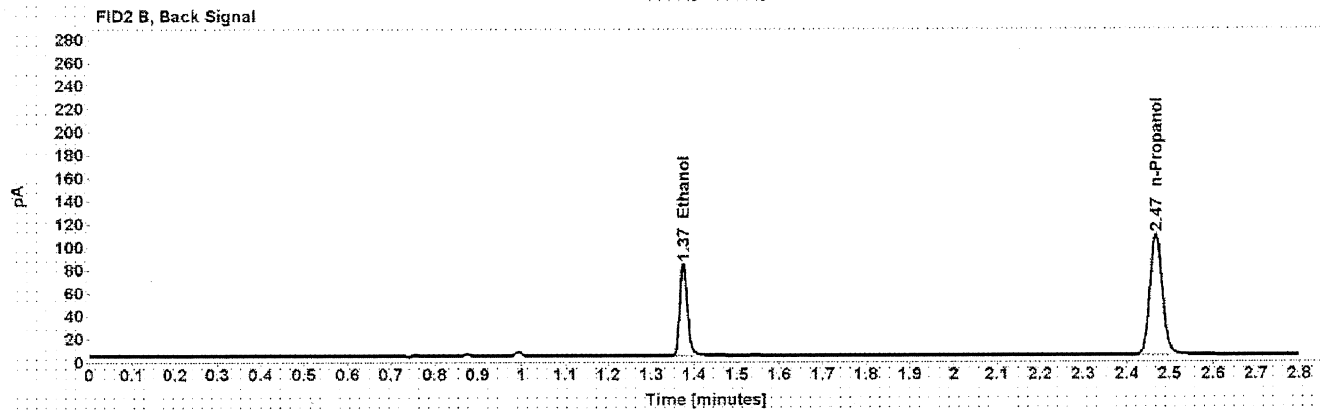
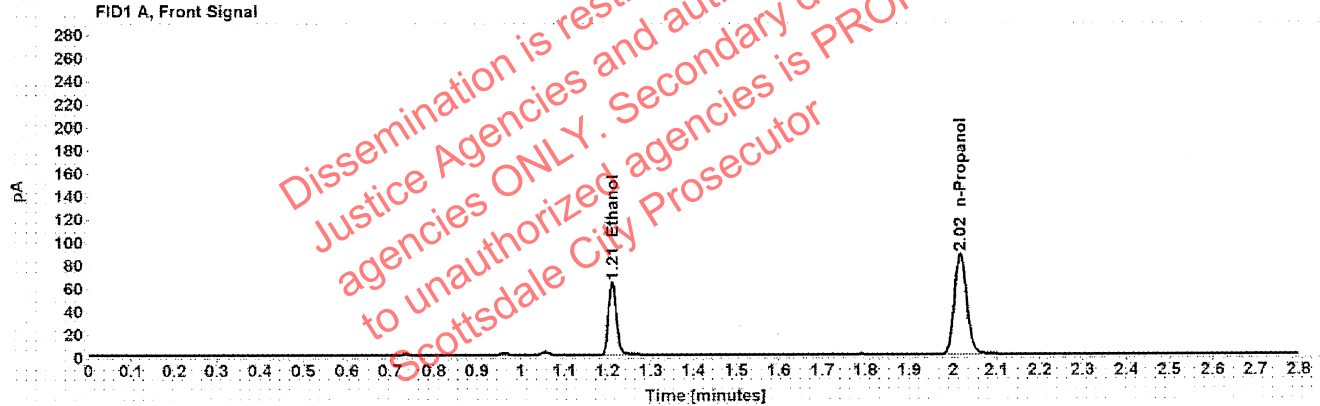


Table 1: FID 1 A (column DB-ALC1)

Compound	Amount (g/100mL)	Time (min)	Peak Area
>Ethanol	0.1260	1.211	80.567
n-Propanol	-----	2.017	174.047

Table 2: FID 2 B (column DB-ALC2)

Compound	Time (min)	Peak Area
Ethanol	1.375	99.874
n-Propanol	2.468	213.754

Scottsdale Police Department Crime Lab Volatiles Analysis

Sample:	1356530	Vial:	67
Description:	[REDACTED]	LIMS ID:	[REDACTED]
Method:	ethanol quant.M	Sequence:	27Jan21
Instrument:	US14173023 CN14160045	Injection date:	1/27/2021 5:40:30 PM
Data file:	C:\Chem32\1\Data\27Jan21\67.D	Analyst:	Abbott

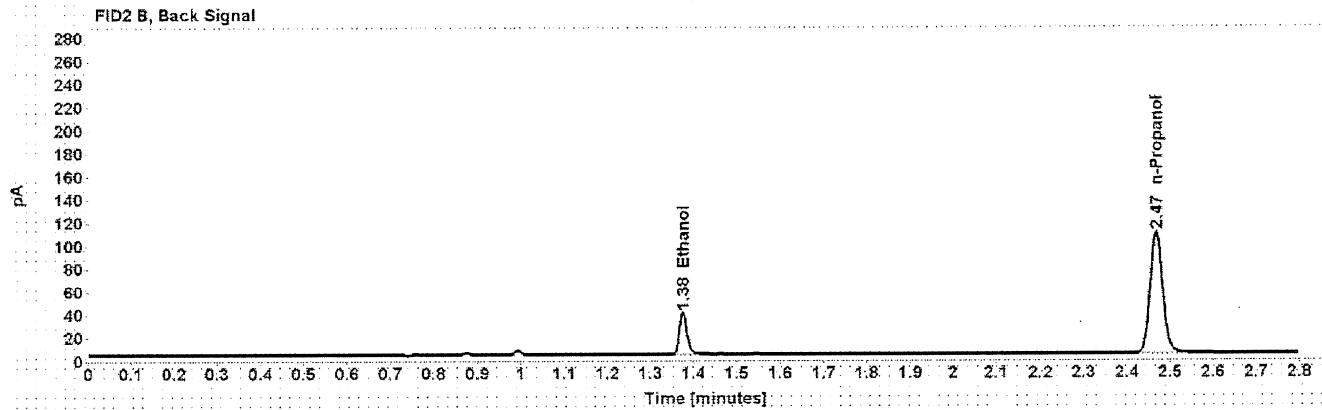
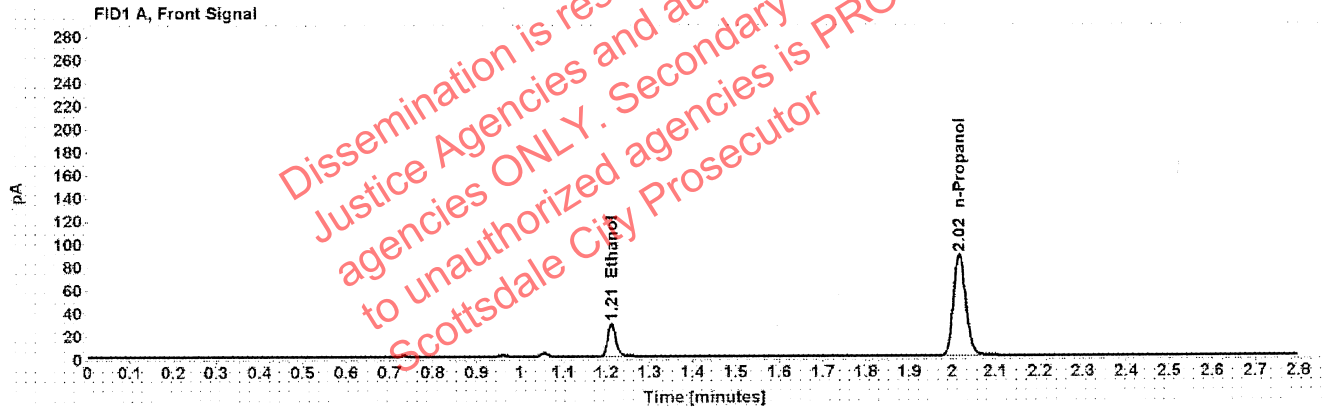


Table 1: FID 1 A (column DB-ALC1)

Compound	Amount (g/100mL)	Time (min)	Peak Area
>Ethanol	0.0576	1.212	36.786
n-Propanol	-----	2.017	174.932

Table 2: FID 2 B (column DB-ALC2)

Compound	Time (min)	Peak Area
Ethanol	1.376	45.876
n-Propanol	2.468	214.674

Scottsdale Police Department Crime Lab Volatiles Analysis

Sample:	1356530	Vial:	68
Description:		LIMS ID:	
Method:	ethanol quant.M	Sequence:	27Jan21
Instrument:	US14173023 CN14160045	Injection date:	1/27/2021 5:44:31 PM
Data file:	C:\Chem32\1\Data\27Jan21\68.D	Analyst:	Abbott

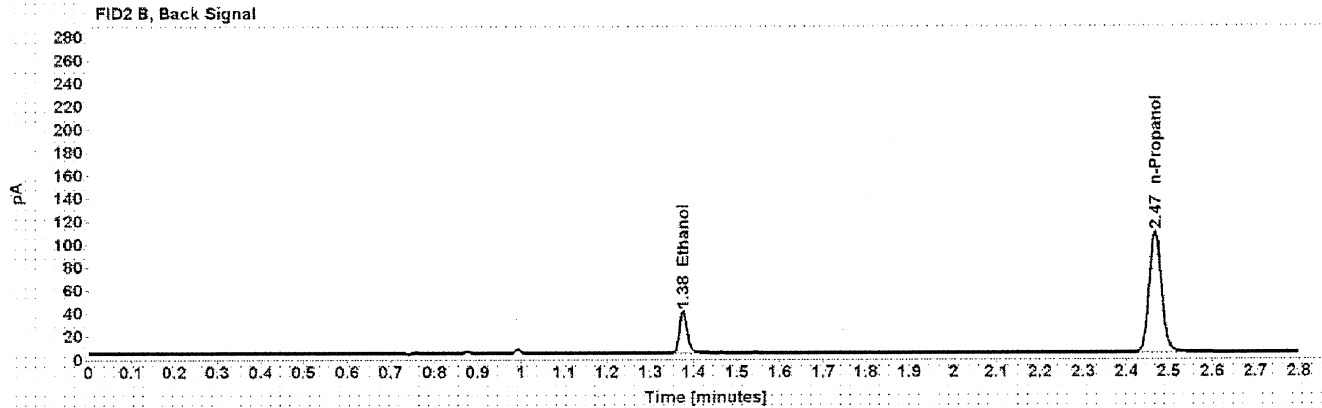
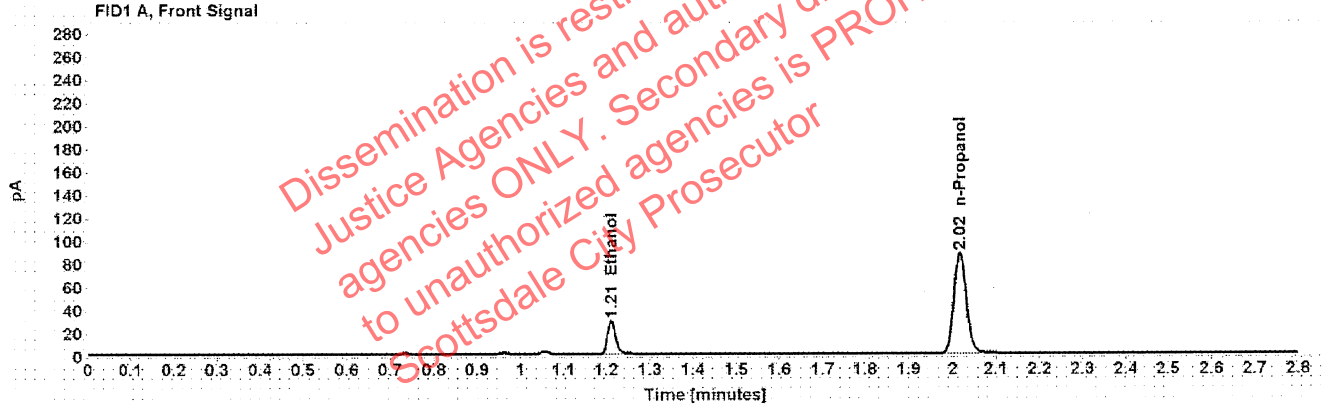


Table 1: FID 1 A (column DB-ALC1)

Compound	Amount (g/100mL)	Time (min)	Peak Area
>Ethanol	0.0575	1.212	36.482
n-Propanol	-----	2.017	173.886

Table 2: FID 2 B (column DB-ALC2)

Compound	Time (min)	Peak Area
Ethanol	1.376	45.557
n-Propanol	2.468	213.540

Scottsdale Police Department Crime Lab Volatiles Analysis

Sample:	1356612	Vial:	69
Description:	[REDACTED]	LIMS ID:	[REDACTED]
Method:	ethanol quant.M	Sequence:	27Jan21
Instrument:	US14173023 CN14160045	Injection date:	1/27/2021 5:48:32 PM
Data file:	C:\Chem32\1\Data\27Jan21\69.D	Analyst:	Abbott

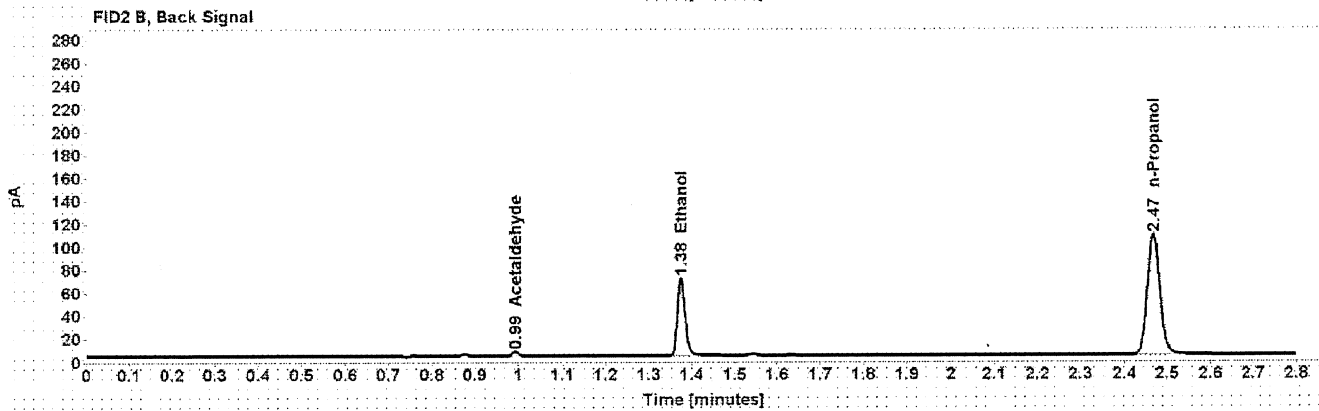
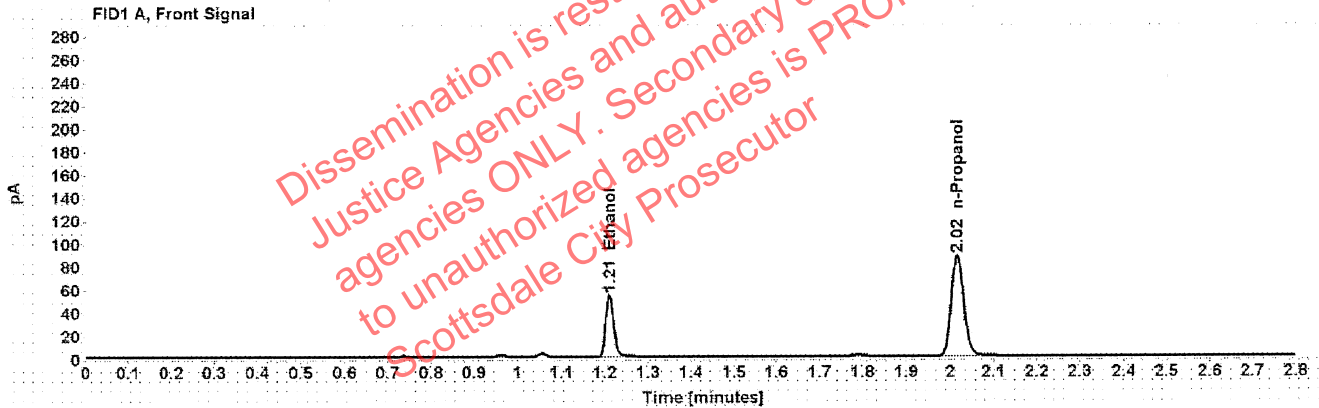


Table 1: FID 1 A (column DB-ALC1)

Compound	Amount (g/100mL)	Time (min)	Peak Area
>Ethanol	0.1066	1.211	67.995
n-Propanol	-----	2.017	173.728

Table 2: FID 2 B (column DB-ALC2)

Compound	Time (min)	Peak Area
Acetaldehyde	0.993	3.780
Ethanol	1.375	84.071
n-Propanol	2.468	213.456

Abbott, Lori - (28-Jan-2021)

Case: User: LAbbott 1/28/2021

Scottsdale Police Department Crime Lab Volatiles Analysis

Sample:	1356612	Vial:	70
Description:		LIMS ID:	
Method:	ethanol quant.M	Sequence:	27Jan21
Instrument:	US14173023 CN14160045	Injection date:	1/27/2021 5:52:30 PM
Data file:	C:\Chem32\1\Data\27Jan21\70.D	Analyst:	Abbott

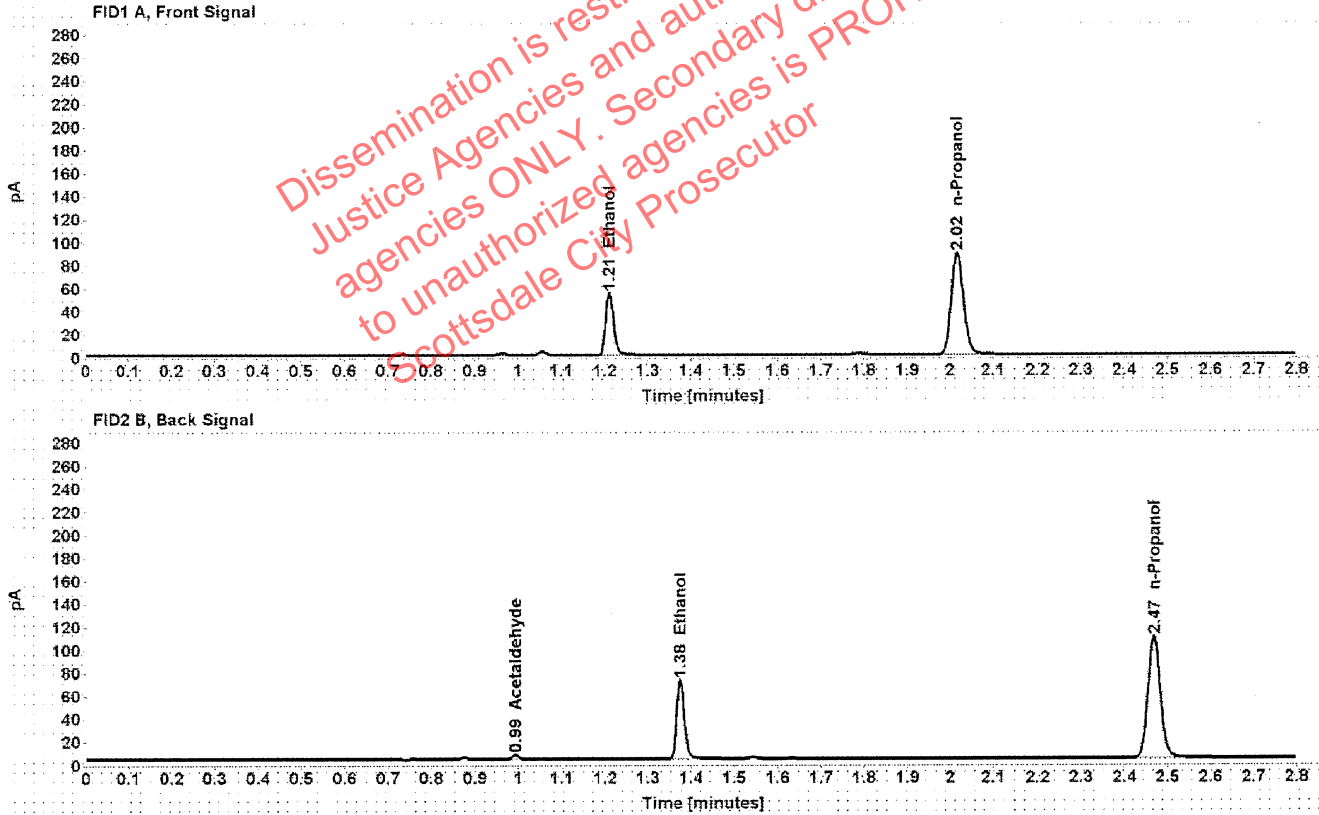


Table 1: FID 1 A (column DB-ALC1)

Compound	Amount (g/100mL)	Time (min)	Peak Area
>Ethanol	0.1069	1.211	68.908
n-Propanol	-----	2.017	175.671

Table 2: FID 2 B (column DB-ALC2)

Compound	Time (min)	Peak Area
Acetaldehyde	0.993	3.939
Ethanol	1.375	85.250
n-Propanol	2.468	215.896

Abbott, Lori - (28-Jan-2021)

Case: User: LAbbott 1/28/2021

Scottsdale Police Department Crime Lab Volatiles Analysis

Sample:	1356203	Vial:	71
Description:		LIMS ID:	
Method:	ethanol quant.M	Sequence:	27Jan21
Instrument:	US14173023 CN14160045	Injection date:	1/27/2021 5:56:31 PM
Data file:	C:\Chem32\1\Data\27Jan21\71.D	Analyst:	Abbott

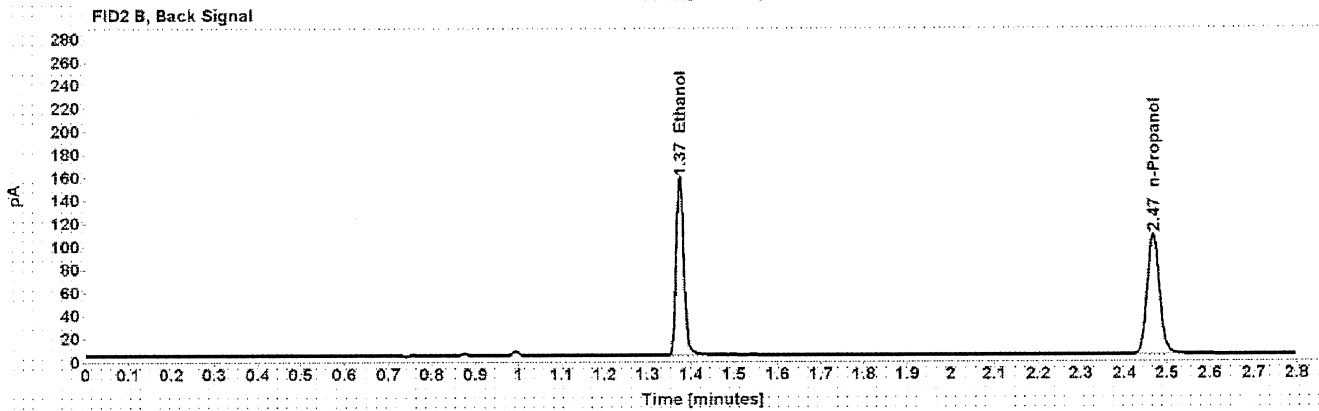
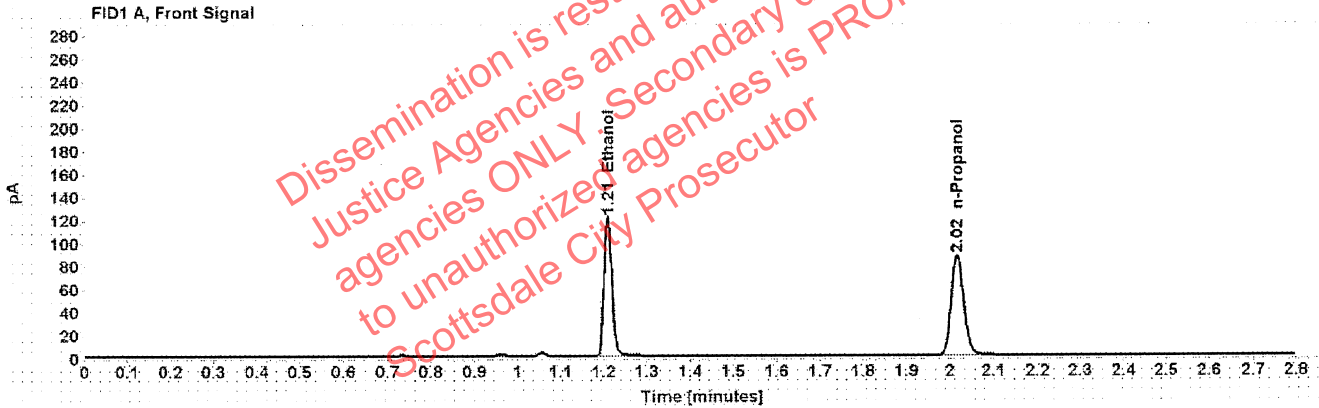


Table 1: FID 1 A (column DB-ALC1)

Compound	Amount (g/100mL)	Time (min)	Peak Area
>Ethanol	0.2410	1.210	153.260
n-Propanol	-----	2.017	172.631

Table 2: FID 2 B (column DB-ALC2)

Compound	Time (min)	Peak Area
Ethanol	1.374	191.125
n-Propanol	2.468	211.764

: Abbott, Lori - (28-Jan-2021)

Case: [REDACTED] User: LAbbott 1/28/2021

Scottsdale Police Department Crime Lab Volatiles Analysis

Sample:	1356203	Vial:	72
Description:	[REDACTED]	LIMS ID:	[REDACTED]
Method:	ethanol quant.M	Sequence:	27Jan21
Instrument:	US14173023 CN14160045	Injection date:	1/27/2021 6:00:30 PM
Data file:	C:\Chem3211\Data\27Jan21\72.D	Analyst:	Abbott

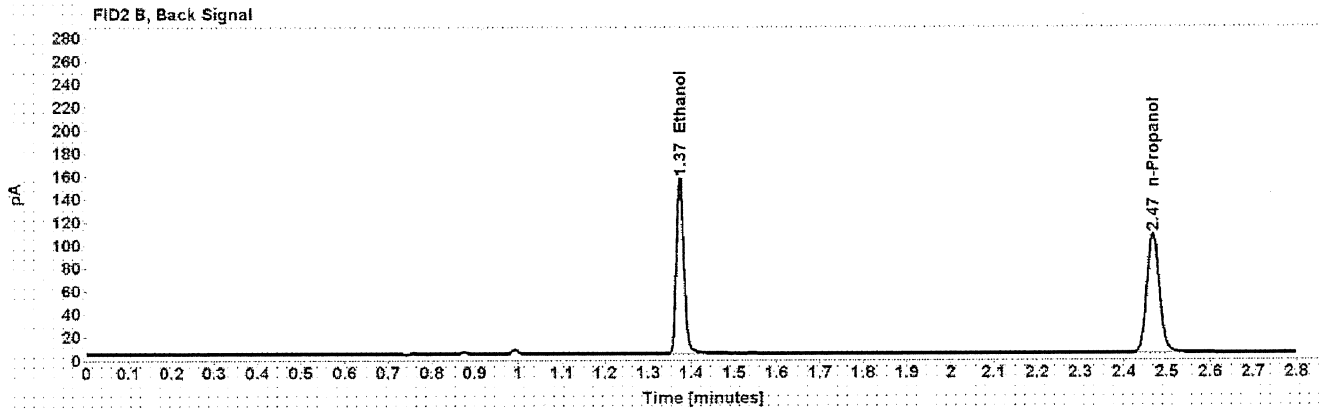
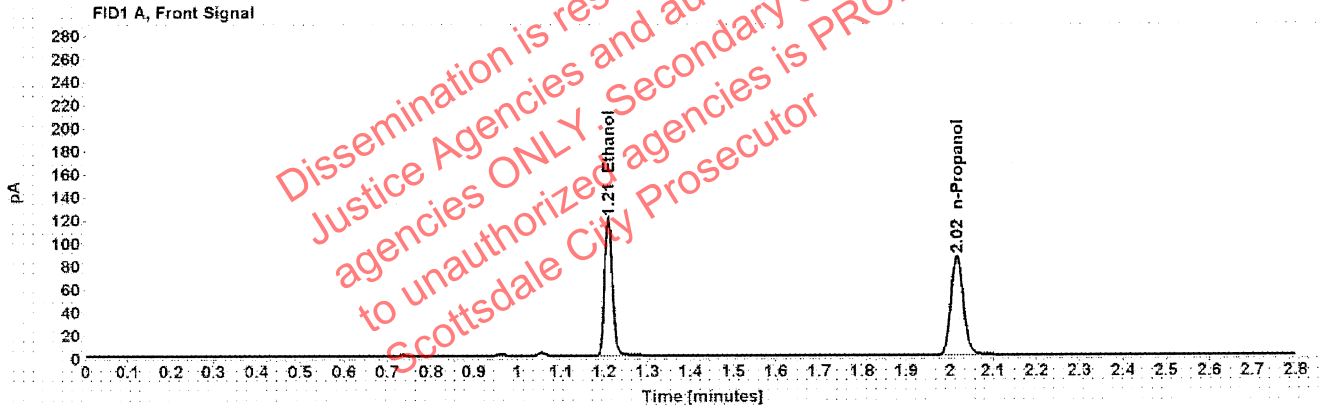


Table 1: FID 1 A (column DB-ALC1)

Compound	Amount (g/100mL)	Time (min)	Peak Area
>Ethanol	0.2402	1.210	151.755
n-Propanol	-----	2.016	171.490

Table 2: FID 2 B (column DB-ALC2)

Compound	Time (min)	Peak Area
Ethanol	1.374	189.149
n-Propanol	2.468	210.317

[REDACTED] : Abbott, Lori - (28-Jan-2021)

Case: [REDACTED] User: LAbbott 1/28/2021

Scottsdale Police Department Crime Lab Volatiles Analysis

Sample:	1357020	Vial:	73
Description:	[REDACTED]	LIMS ID:	[REDACTED]
Method:	ethanol quant.M	Sequence:	27Jan21
Instrument:	US14173023 CN14160045	Injection date:	1/27/2021 6:04:48 PM
Data file:	C:\Chem32\1\Data\27Jan21\73.D	Analyst:	Abbott

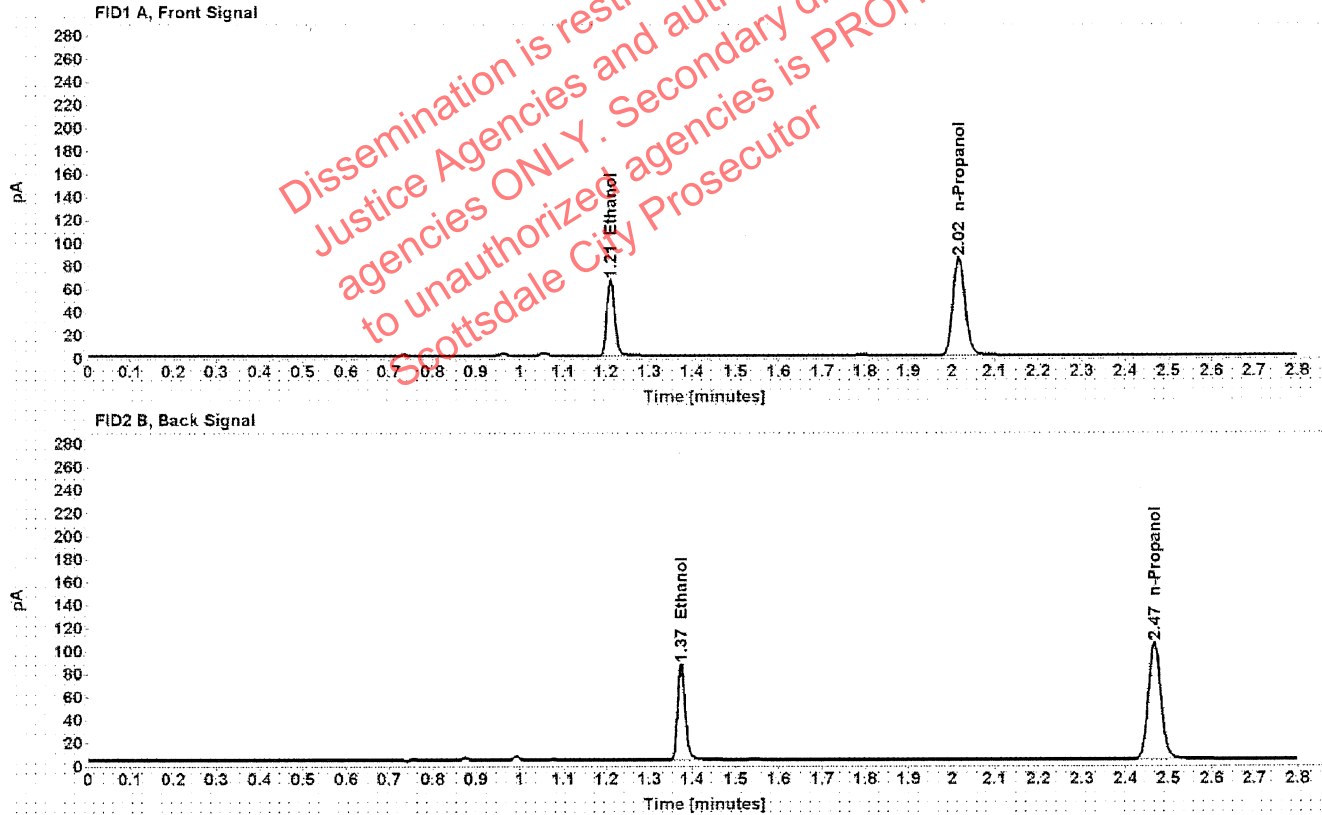


Table 1: FID 1 A (column DB-ALC1)

Compound	Amount (g/100mL)	Time (min)	Peak Area
>Ethanol	0.1350	1.210	83.641
n-Propanol	-----	2.016	168.561

Table 2: FID 2 B (column DB-ALC2)

Compound	Time (min)	Peak Area
Ethanol	1.374	103.393
n-Propanol	2.467	206.776

Scottsdale Police Department Crime Lab Volatiles Analysis

Sample:	1357020	Vial:	74
Description:	[REDACTED]	LIMS ID:	[REDACTED]
Method:	ethanol quant.M	Sequence:	27Jan21
Instrument:	US14173023 CN14160045	Injection date:	1/27/2021 6:08:46 PM
Data file:	C:\Chem3211\Data\27Jan21\74.D	Analyst:	Abbott

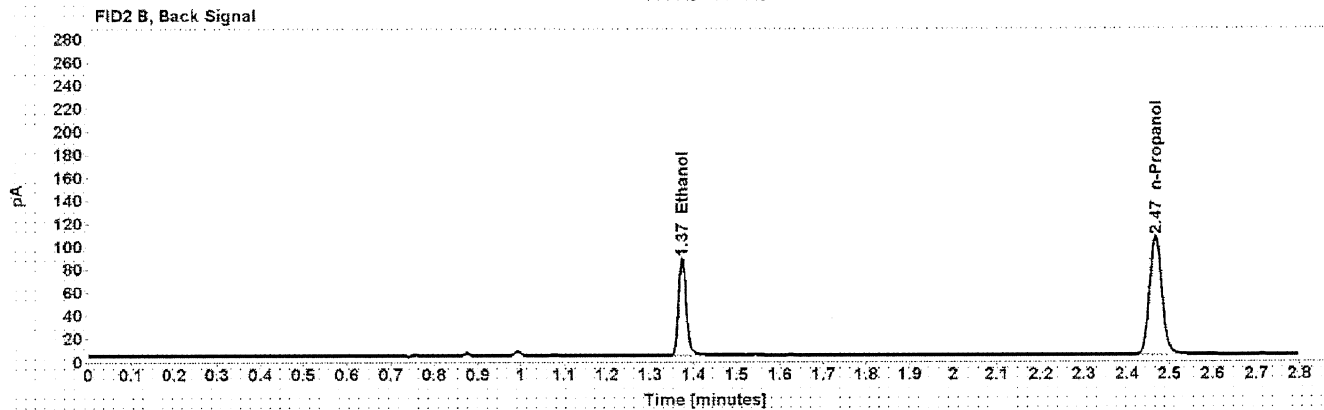
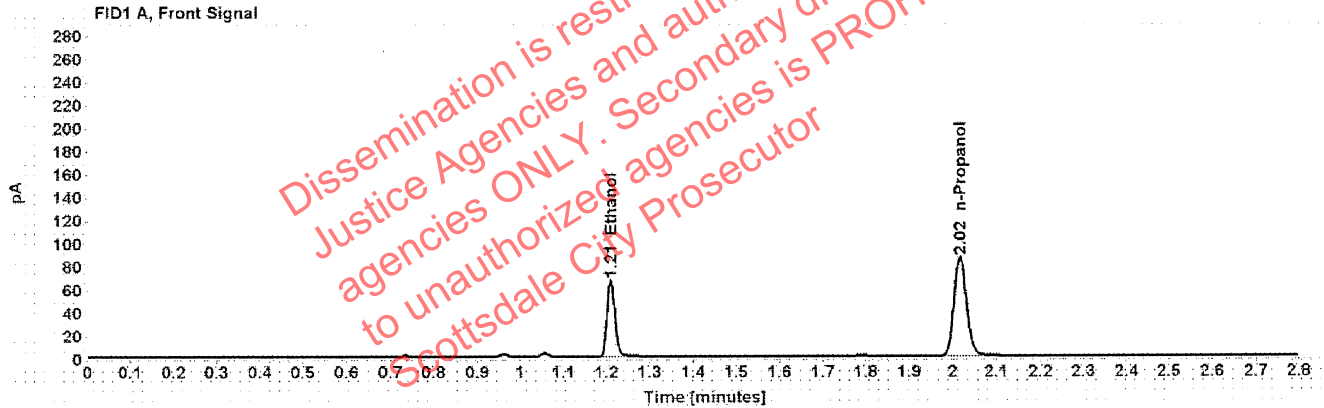


Table 1: FID 1 A (column DB-ALC1)

Compound	Amount (g/100mL)	Time (min)	Peak Area
>Ethanol	0.1344	1.210	84.169
n-Propanol	-----	2.016	170.359

Table 2: FID 2 B (column DB-ALC2)

Compound	Time (min)	Peak Area
Ethanol	1.374	104.526
n-Propanol	2.467	209.215

Scottsdale Police Department Crime Lab Volatiles Analysis

Sample:	1355374	Vial:	76
Description:	[REDACTED]	LIMS ID:	[REDACTED]
Method:	ethanol quant.M	Sequence:	27Jan21
Instrument:	US14173023 CN14160045	Injection date:	1/27/2021 6:16:45 PM
Data file:	C:\Chem32\1\Data\27Jan21\76.D	Analyst:	Abbott

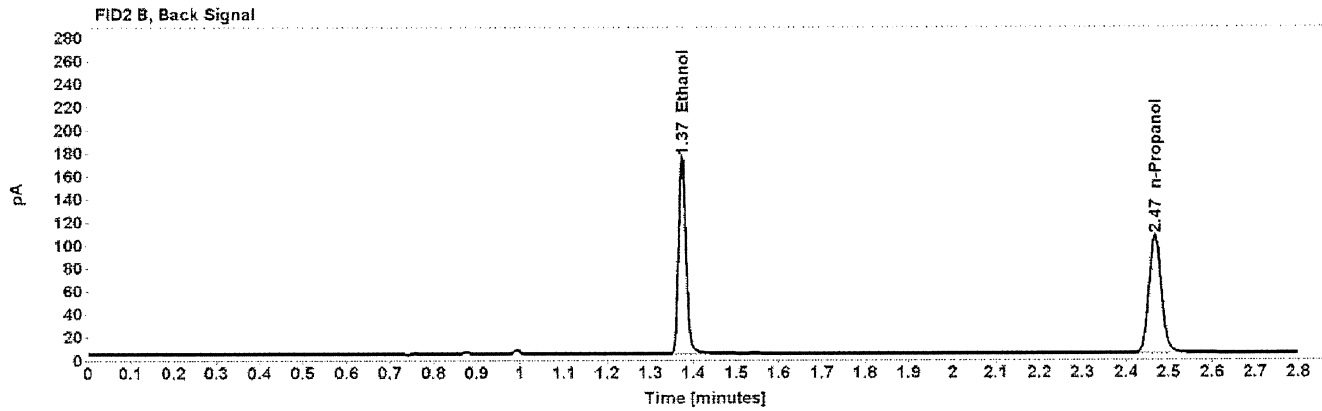
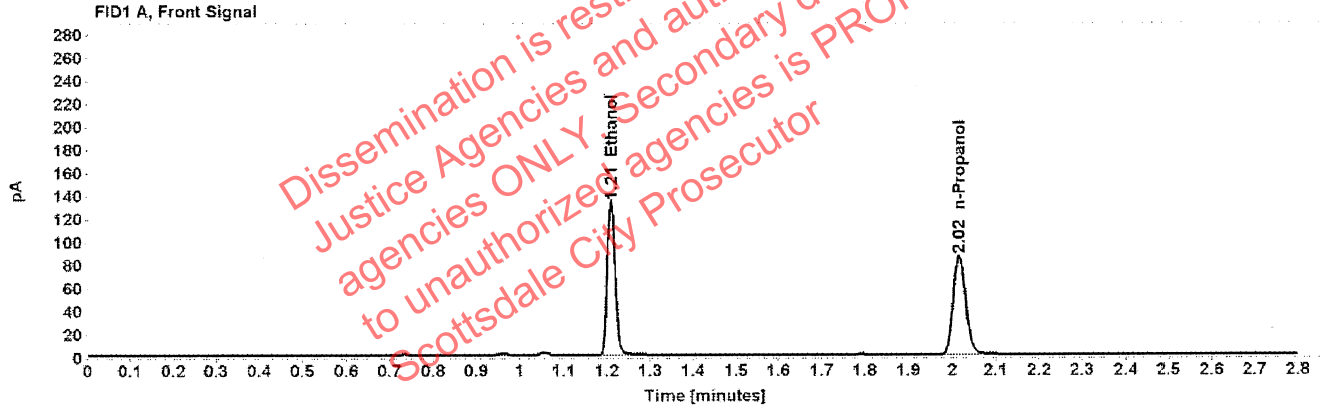


Table 1: FID 1 A (column DB-ALC1)

Compound	Amount (g/100mL)	Time (min)	Peak Area
>Ethanol	0.2704	1.209	169.476
n-Propanol	-----	2.016	170.116

Table 2: FID 2 B (column DB-ALC2)

Compound	Time (min)	Peak Area
Ethanol	1.374	211.220
n-Propanol	2.467	208.658

Scottsdale Police Department Crime Lab Volatiles Analysis

Sample:	1355374	Vial:	77
Description:	[REDACTED]	LIMS ID:	[REDACTED]
Method:	ethanol quant.M	Sequence:	27Jan21
Instrument:	US14173023 CN14160045	Injection date:	1/27/2021 6:20:46 PM
Data file:	C:\Chem32\1\Data\27Jan21\77.D	Analyst:	Abbott

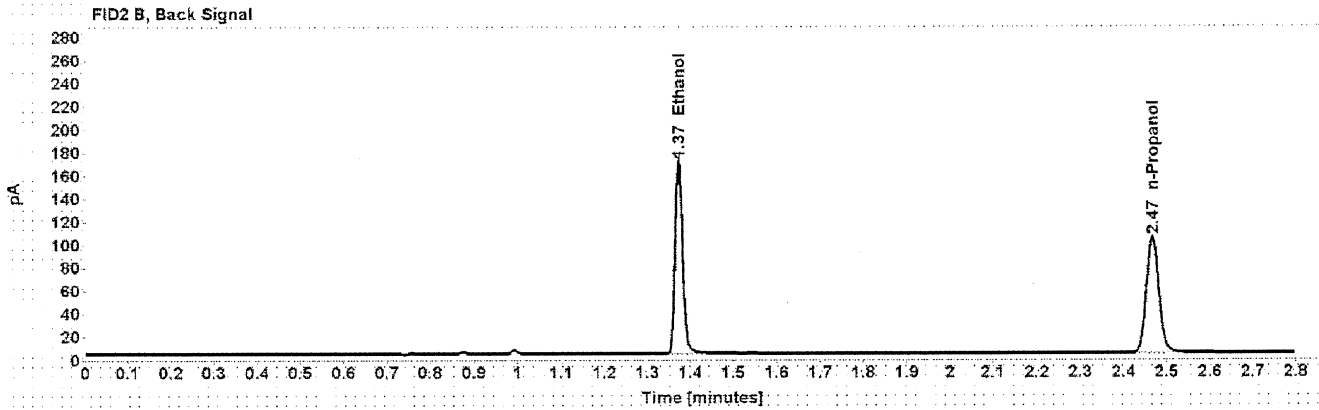
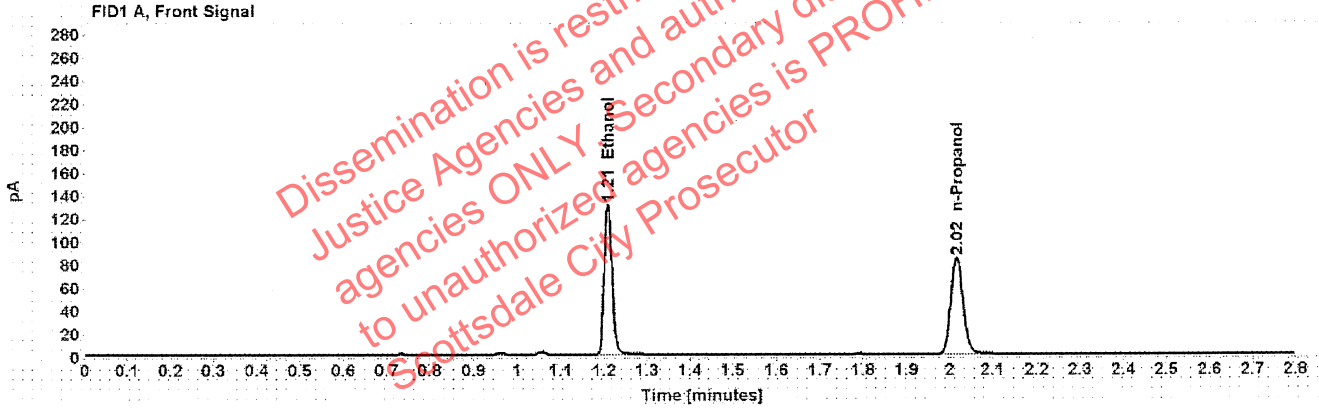


Table 1: FID 1 A (column DB-ALC1)

Compound	Amount (g/100mL)	Time (min)	Peak Area
>Ethanol	0.2701	1.209	166.138
n-Propanol	-----	2.016	166.965

Table 2: FID 2 B (column DB-ALC2)

Compound	Time (min)	Peak Area
Ethanol	1.373	207.426
n-Propanol	2.467	204.840

: Abbott, Lori - (28-Jan-2021)

Case: [REDACTED] User: LAbbott 1/28/2021

Scottsdale Police Department Crime Lab Volatiles Analysis

Sample:	1354619	Vial:	78
Description:	[REDACTED]	LIMS ID:	[REDACTED]
Method:	ethanol quant.M	Sequence:	27Jan21
Instrument:	US14173023 CN14160045	Injection date:	1/27/2021 6:24:46 PM
Data file:	C:\Chem32\1\Data\27Jan21\78.D	Analyst:	Abbott

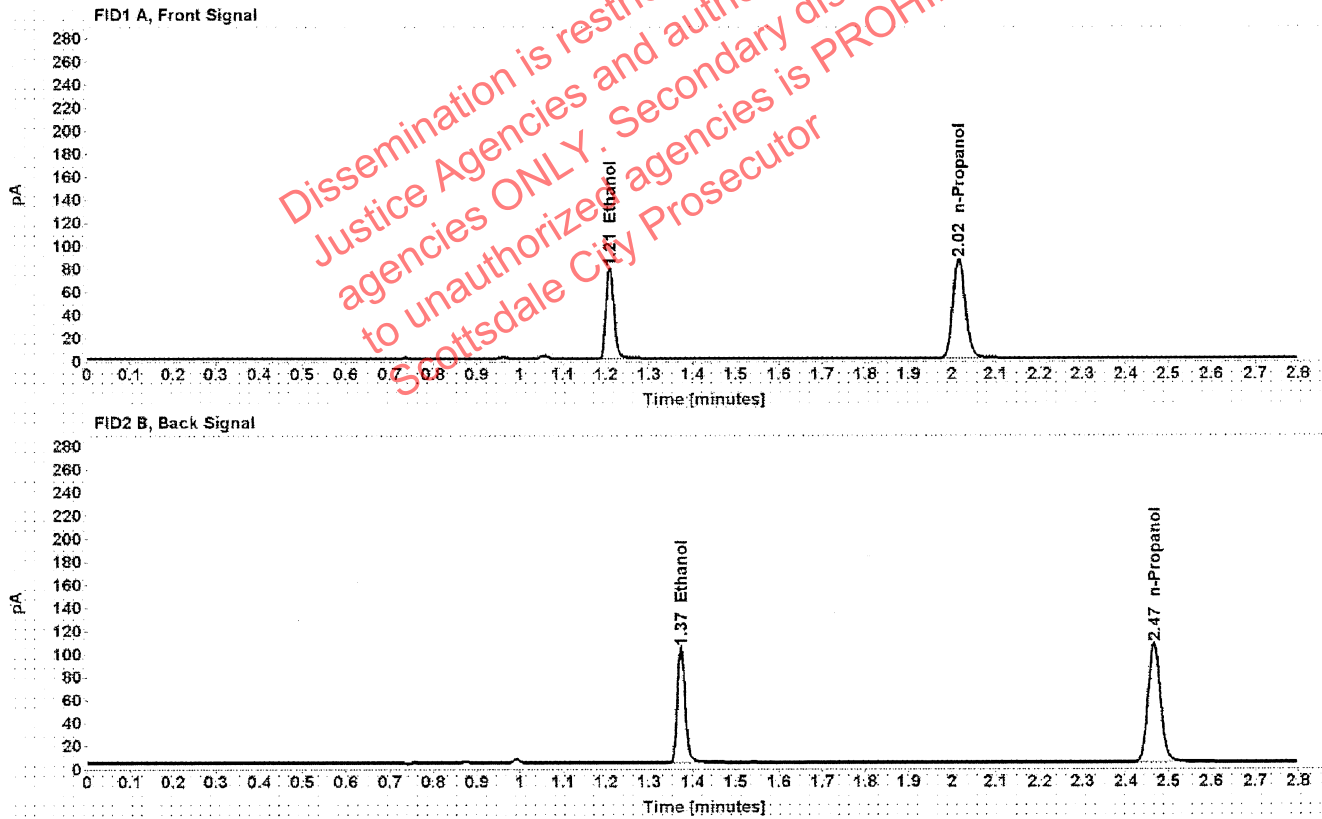


Table 1: FID 1 A (column DB-ALC1)

Compound	Amount (g/100mL)	Time (min)	Peak Area
>Ethanol	0.1597	1.209	100.544
n-Propanol	-----	2.016	171.173

Table 2: FID 2 B (column DB-ALC2)

Compound	Time (min)	Peak Area
Ethanol	1.373	124.303
n-Propanol	2.466	210.108

Scottsdale Police Department Crime Lab Volatiles Analysis

Sample:	1354619	Vial:	79
Description:	[REDACTED]	LIMS ID:	[REDACTED]
Method:	ethanol quant.M	Sequence:	27Jan21
Instrument:	US14173023 CN14160045	Injection date:	1/27/2021 6:29:00 PM
Data file:	C:\Chem32\1\Data\27Jan21\79.D	Analyst:	Abbott

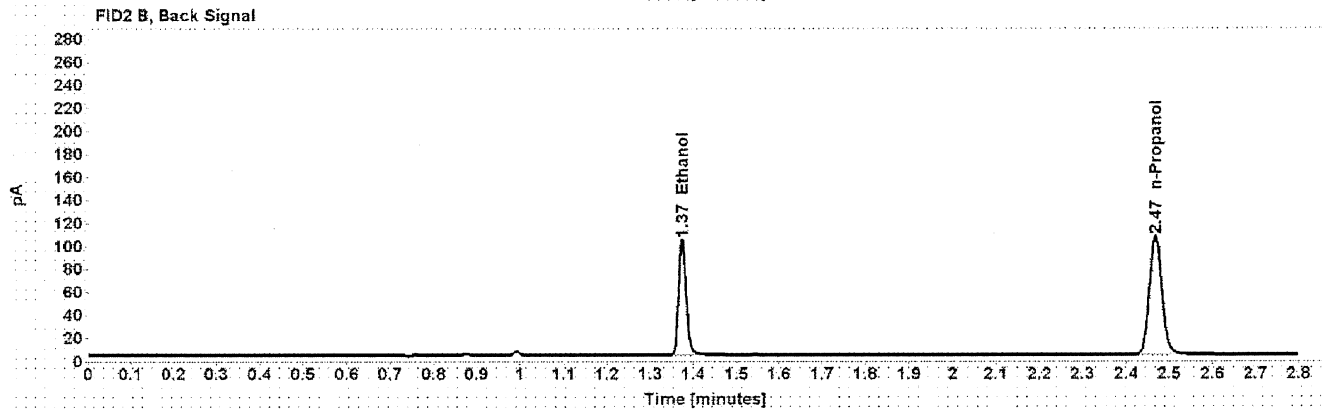
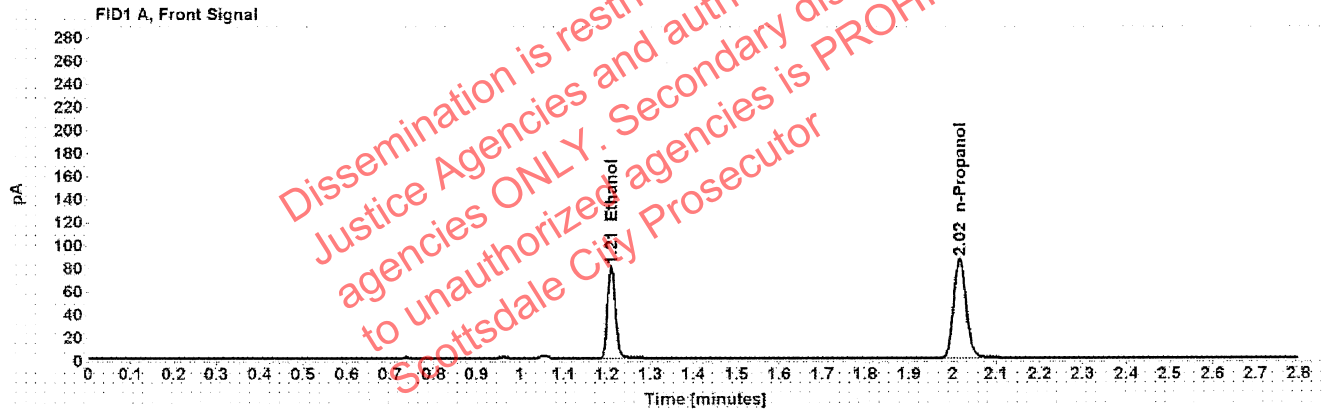


Table 1: FID 1 A (column DB-ALC1)

Compound	Amount (g/100mL)	Time (min)	Peak Area
>Ethanol	0.1605	1.210	101.084
n-Propanol	-----	2.016	171.268

Table 2: FID 2 B (column DB-ALC2)

Compound	Time (min)	Peak Area
Ethanol	1.374	125.323
n-Propanol	2.468	210.123