

SCOTTSDALE POLICE DEPARTMENT CRIME LABORATORY BLOOD ALCOHOL FACE SHEET

ANALYSIS DATE 9/20/2018 SEQUENCE NAME 20Sept18

EQUIPMENT

Pipettor Hamilton ML600EH7497 Hamilton ML600GJ10749
 Gas Chromatograph Agilent US14173023

INSTRUMENT CALIBRATION

Vial 1 0.02 calibrator Lot FN03241604 Coefficient of determination (r²)
 Vial 2 0.10 calibrator Lot FN06181501 0.99999
 Vial 3 0.20 calibrator Lot FN07201502
 Vial 4 0.40 calibrator Lot FN11191402

CALIBRATION VERIFICATION AND RESOLUTION TEST

Vial	Sample	Expected result	Measured result	Manufacturer/lot
5	Blank	Not detected	Not detected	SPD lab 081418
6	Volatiles mixture	6 compounds	6 compounds	SPD lab 020917WLA
7	Aqueous control	0.400 g/dL	0.402 g/dL	Lipomed 08012015-C
8	Aqueous control	0.040 g/dL	0.039 g/dL	Lipomed 09022015-A
9	Blood control	0.198 g/dL	0.198 g/dL	ACQ 407041529/3
20	Aqueous control	0.080 g/dL	0.080 g/dL	Lipomed 28082014-B
31	Aqueous control	0.150 g/dL	0.152 g/dL	Lipomed 09022015-C
42	Blood control	0.198 g/dL	0.202 g/dL	ACQ 407041529/3
53	Aqueous control	0.080 g/dL	0.081 g/dL	Lipomed 28082014-B
58	Aqueous control	0.400 g/dL	0.408 g/dL	Lipomed 08012015-C
59	Aqueous control	0.040 g/dL	0.040 g/dL	Lipomed 09022015-A
60	Blood control	0.198 g/dL	0.201 g/dL	ACQ 407041529/3
61	Blank	Not detected	Not detected	SPD lab 081418

SUBJECT SAMPLES

Subjects in the sequence 22 Subjects requiring reanalysis 0

ADDITIONAL NOTES: All testing proceeded as expected.

Run valid Run invalid WA 81570 9/21/18 Analyst
 Run valid Run invalid KOSECKI 9/24/18 Technical Reviewer

Scottsdale Police Department Crime Laboratory Sequence Quality Assurance Summary

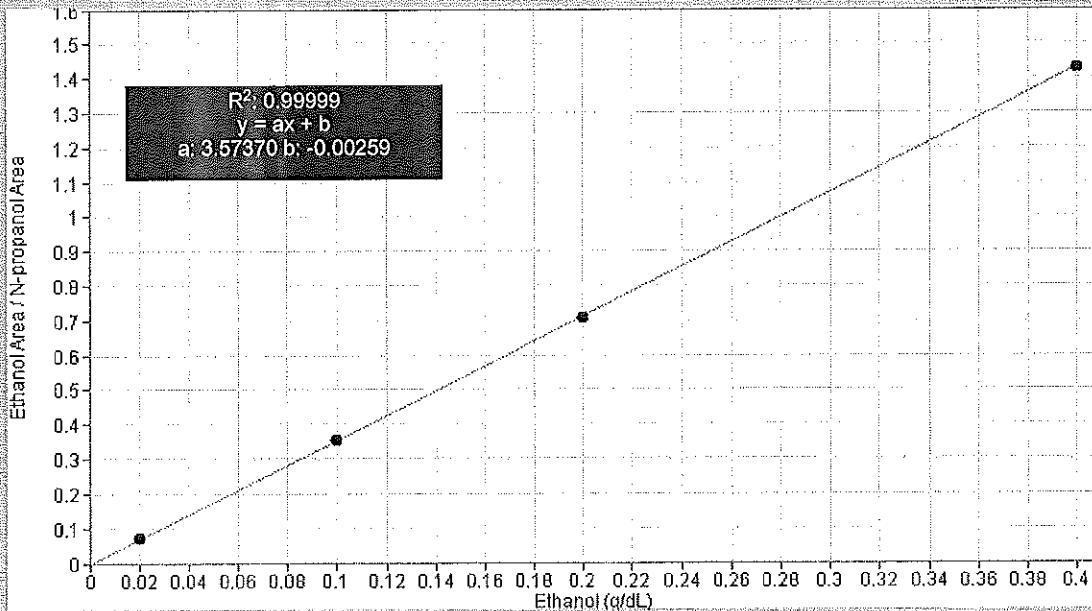
SEQUENCE NAME: 20Sept18

ANALYST: Adrian WA

Sample Name	Vial	Measured Value (g/dL)	Expected Value (g/dL)	Percent Difference	Absolute Difference (g/dL)
blank 081418	5	negative	negative	-	-
0.400 Lipomed 08012015-C	7	0.402	0.400	0.50	0.002
0.040 Lipomed 09022015-A	8	0.039	0.040	2.50	-0.001
0.198 ACQ 407041529/3	9	0.198	0.198	0.00	0.000
0.080 Lipomed 28082014-B	20	0.080	0.080	0.00	0.000
0.150 Lipomed 09022015-C	31	0.152	0.150	1.33	0.002
0.198 ACQ 407041529/3	42	0.202	0.198	2.02	0.004
0.080 Lipomed 28082014-B	53	0.081	0.080	1.25	0.001
0.40 Lipomed 08012015-C	58	0.408	0.400	2.00	0.008
0.04 Lipomed 09022015-A	59	0.040	0.040	0.00	0.000
0.198 ACQ 407041529/3	60	0.201	0.198	1.52	0.003
blank 081418	61	negative	negative	-	-

Calibrator	Ethanol Area	N-propanol Area	Ratio
0.020	11.645	167.018	0.070
0.100	59.512	167.380	0.356
0.200	123.077	173.493	0.709
0.400	243.409	170.450	1.428

Calibration Line



Scottsdale Police Department Crime Lab Volatiles Analysis

WFA

Sample: 0.020 Cerilliant FN03241604	Item number:
Injection date: 9/20/2018 3:26:20 PM	Vial: 1
Method: ethanol quant.M	Sequence: 20Sept18
Instrument: US14173023 CN14160045	Analyst: Adrian
Data file: C:\Chem32\1\Data\20Sept18\1.D	

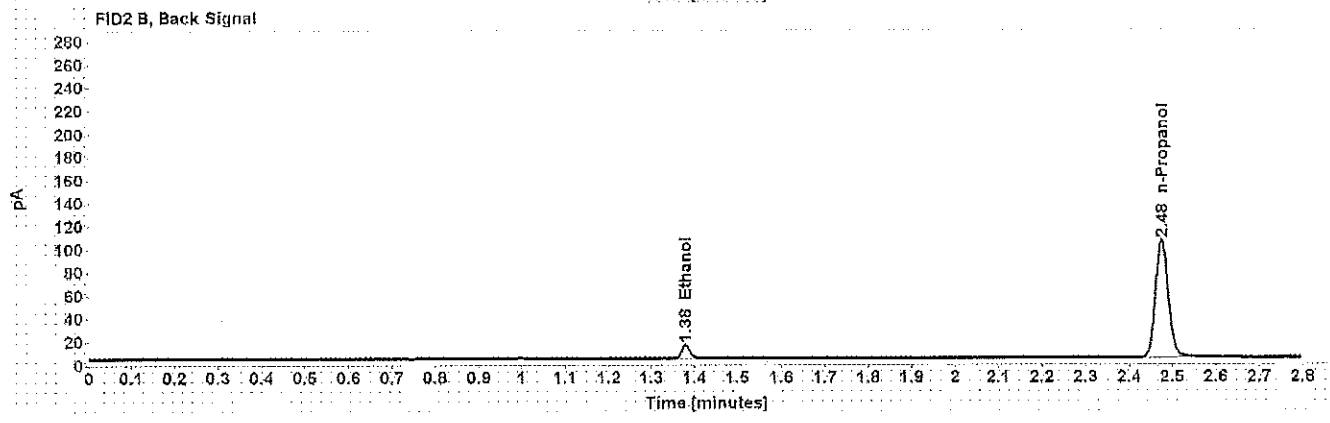
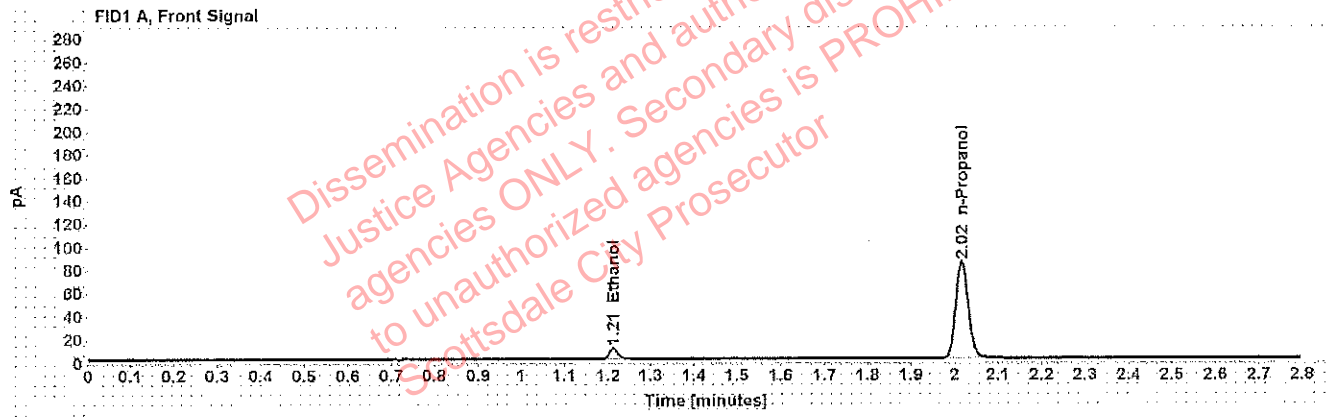


Table 1: FID 1 A (column DB-ALC1)

Compound	Time (min)	Peak Area
Ethanol	1.212	11.645
n-Propanol	2.016	167.018

Table 2: FID 2 B (column DB-ALC2)

Compound	Time (min)	Peak Area
Ethanol	1.379	14.419
n-Propanol	2.475	207.630

Scottsdale Police Department Crime Lab Volatiles Analysis

WA

Sample: 0.100 Cerilliant FN06181501	Item number:
Injection date: 9/20/2018 3:30:20 PM	Vial: 2
Method: ethanol quant.M	Sequence: 20Sept18
Instrument: US14173023 CN14160045	Analyst: Adrian
Data file: C:\Chem321\Data\20Sept18\2.D	

Dissemination is restricted to Criminal Justice Agencies and authorized Non-C.J. agencies ONLY. Secondary dissemination to unauthorized agencies is PROHIBITED. Scottsdale City Prosecutor

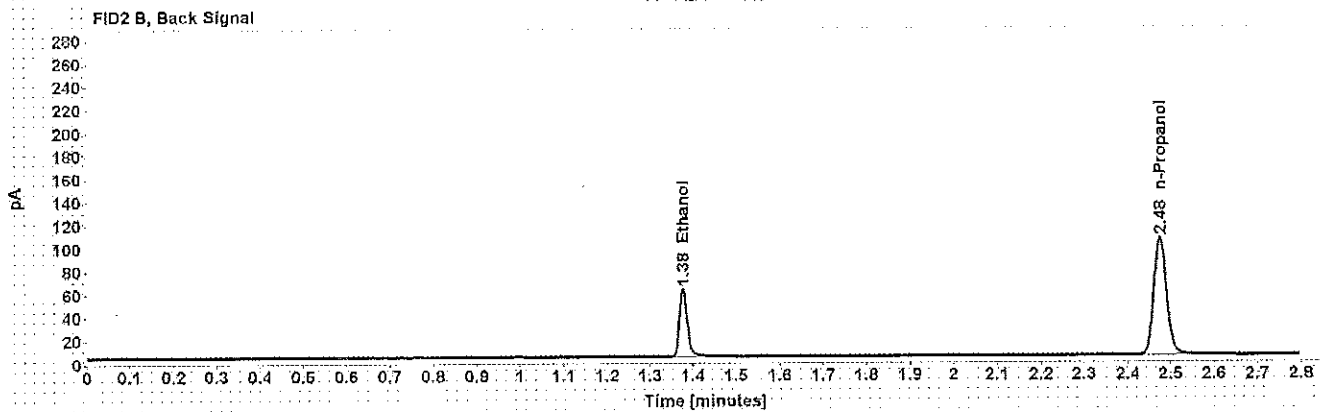
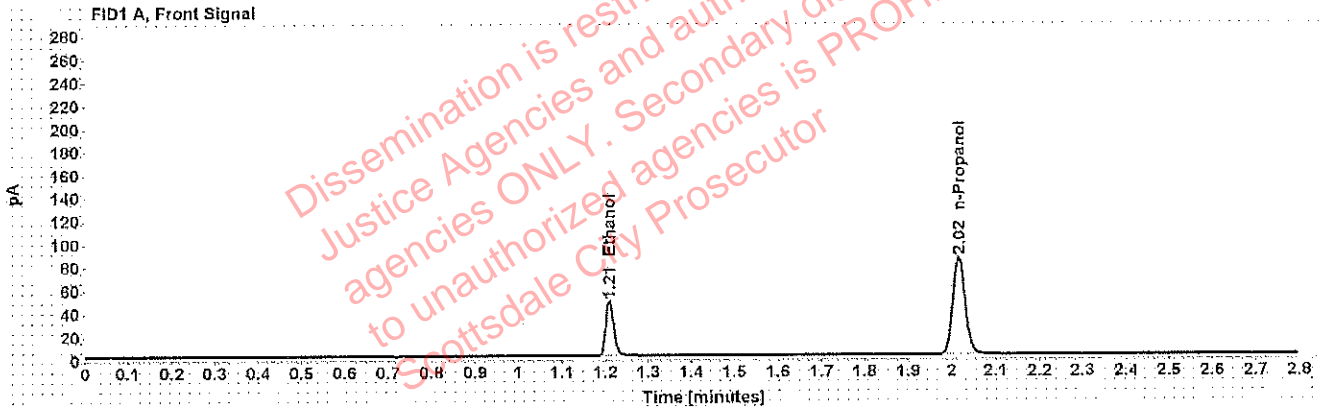


Table 1: FID 1 A (column DB-ALC1)

Compound	Time (min)	Peak Area
Ethanol	1.209	59.512
n-Propanol	2.016	167.380

Table 2: FID 2 B (column DB-ALC2)

Compound	Time (min)	Peak Area
Ethanol	1.377	74.539
n-Propanol	2.475	208.112

Scottsdale Police Department Crime Lab Volatiles Analysis

MA

Sample:	0.200 Cerilliant FN07201502	Item number:	
Injection date:	9/20/2018 3:34:19 PM	Vial:	3
Method:	ethanol quant.M	Sequence:	20Sept18
Instrument:	US14173023 CN14160045	Analyst:	Adrian
Data file:	C:\Chem32\1\Data\20Sept18\3.D		

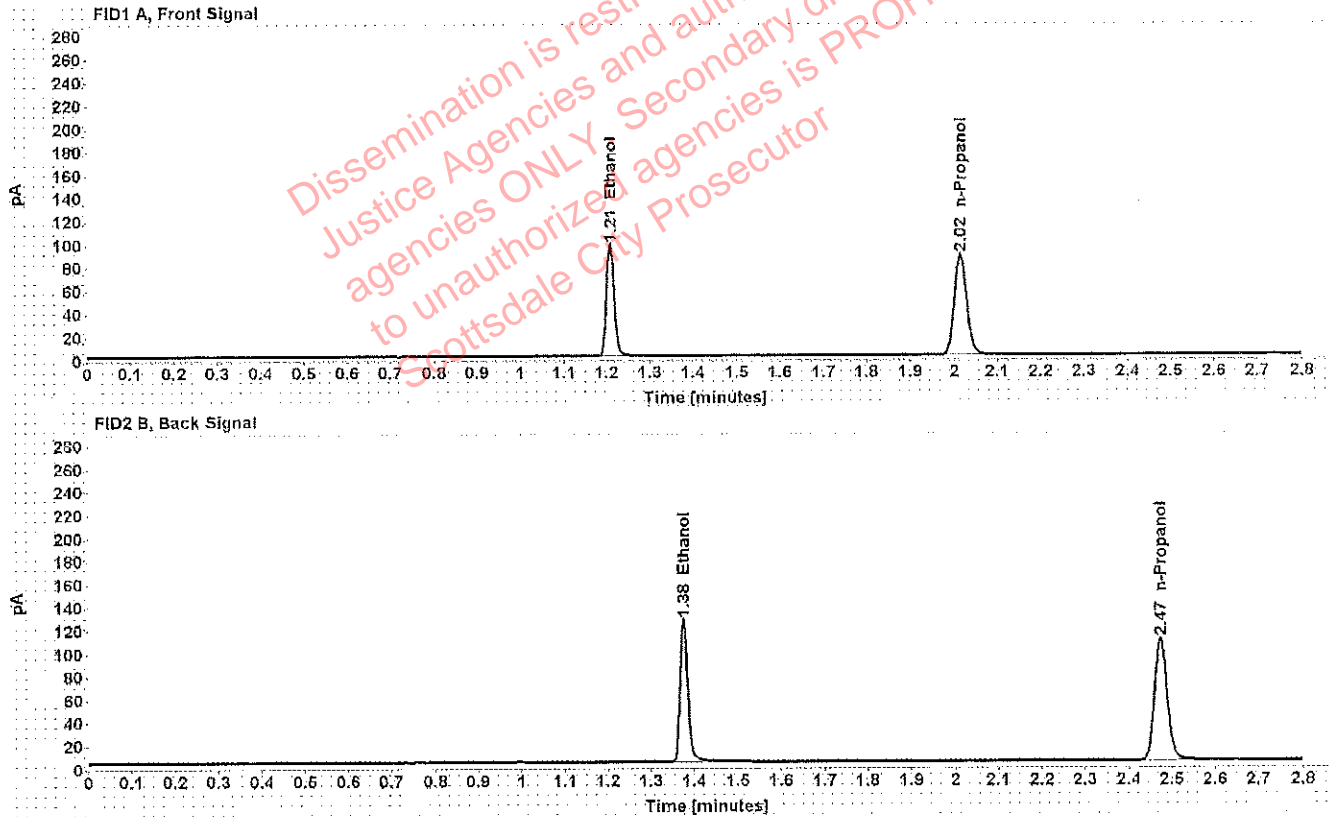


Table 1: FID 1 A (column DB-ALC1)

Compound	Time (min)	Peak Area
Ethanol	1.208	123.077
n-Propanol	2.015	173.493

Table 2: FID 2 B (column DB-ALC2)

Compound	Time (min)	Peak Area
Ethanol	1.375	155.122
n-Propanol	2.474	215.751

Scottsdale Police Department Crime Lab Volatiles Analysis

WAA

Sample: 0.400 Cerilliant FN11191402	Item number:
Injection date: 9/20/2018 3:38:20 PM	Vial: 4
Method: ethanol quant.M	Sequence: 20Sept18
Instrument: US14173023 CN14160045	Analyst: Adrian
Data file: C:\Chem32\1\Data\20Sept18\4.D	

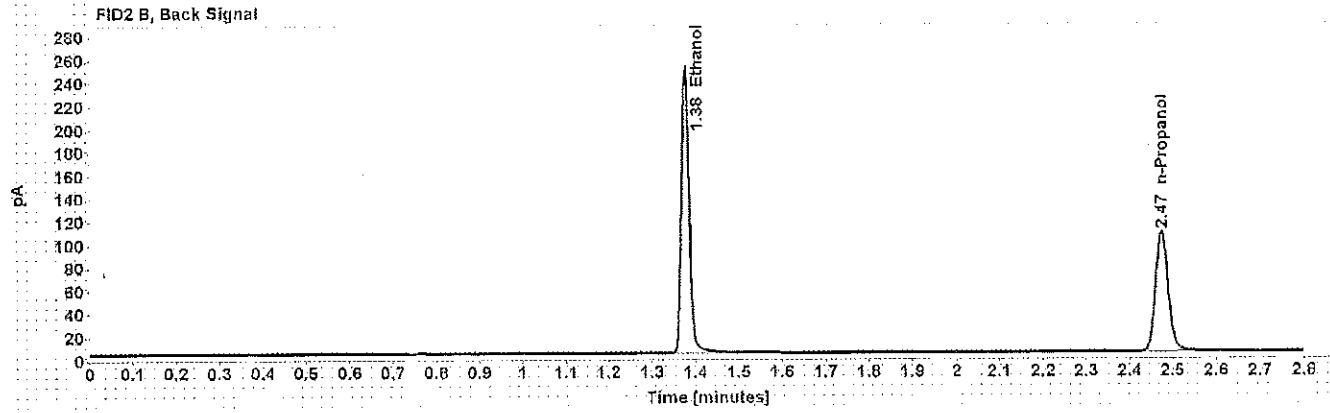
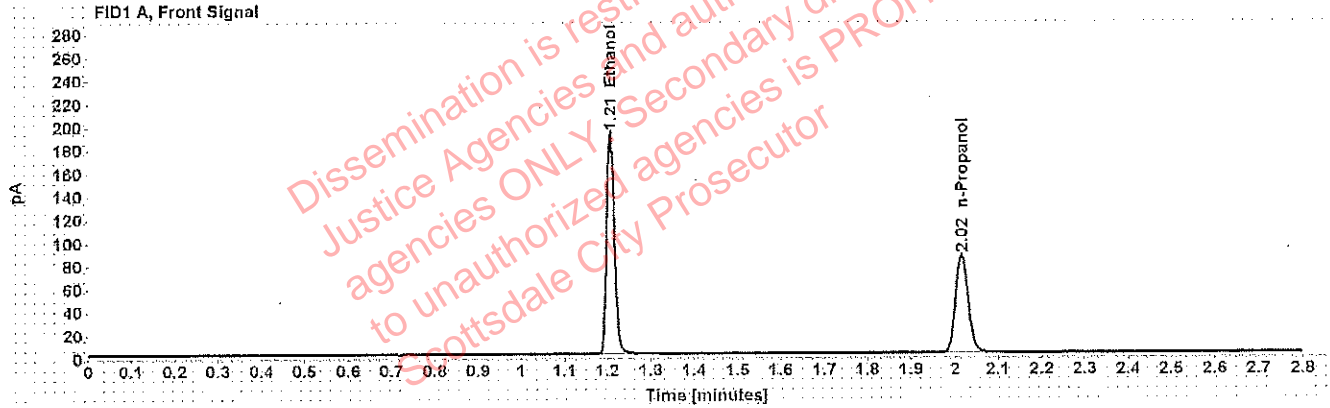


Table 1: FID 1 A (column DB-ALC1)

Compound	Time (min)	Peak Area
Ethanol	1.208	243.409
n-Propanol	2.016	170.450

Table 2: FID 2 B (column DB-ALC2)

Compound	Time (min)	Peak Area
Ethanol	1.376	308.455
n-Propanol	2.475	212.192

Scottsdale Police Department Crime Lab Volatiles Analysis

WA

Sample: blank 081418	Item number:
Injection date: 9/20/2018 3:42:20 PM	Vial: 5
Method: ethanol quant.M	Sequence: 20Sept18
Instrument: US14173023 CN14160045	Analyst: Adrian
Data file: C:\Chem32\1\Data\20Sept18\5.D	

Dissemination is restricted to Criminal Justice Agencies and authorized NOA/C.J. agencies ONLY. Secondary dissemination to unauthorized agencies is PROHIBITED. Scottsdale City Prosecutor

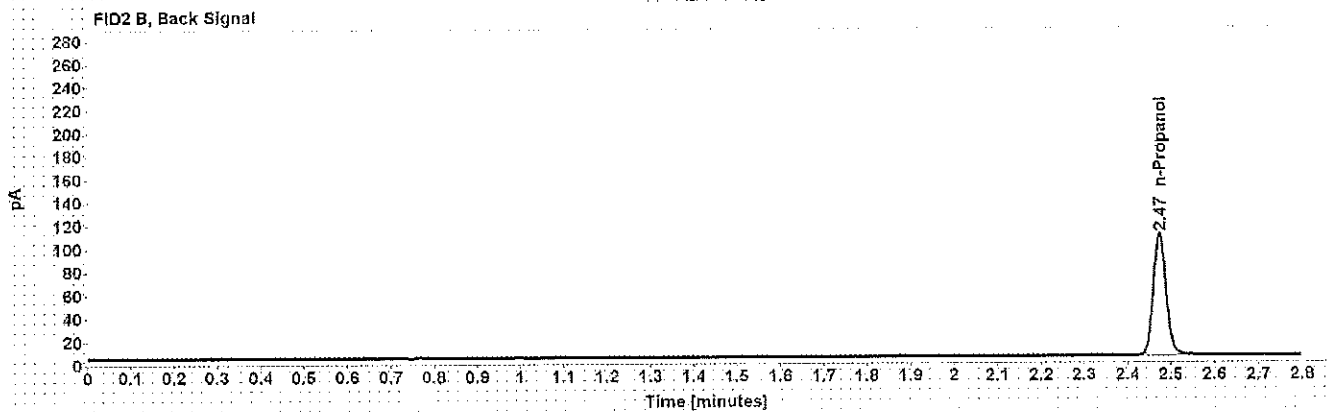
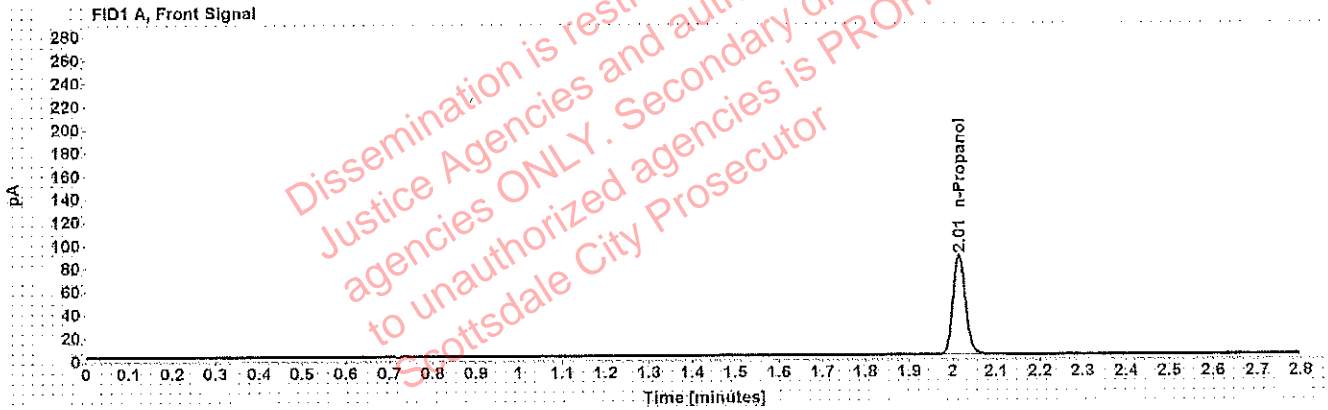


Table 1: FID 1 A (column DB-ALC1)

Compound	Amount (g/100mL)	Time (min)	Peak Area
n-Propanol	-----	2.015	172.150

Table 2: FID 2 B (column DB-ALC2)

Compound	Time (min)	Peak Area
n-Propanol	2.474	214.236

Scottsdale Police Department Crime Lab Volatiles Analysis

NA

Sample: volatiles mix 020917 WLA	Item number:
Injection date: 9/20/2018 3:46:20 PM	Vial: 6
Method: ethanol quant.M	Sequence: 20Sept18
Instrument: US14173023 CN14160045	Analyst: Adrian
Data file: C:\Chem32\11Data\20Sept18\6.D	

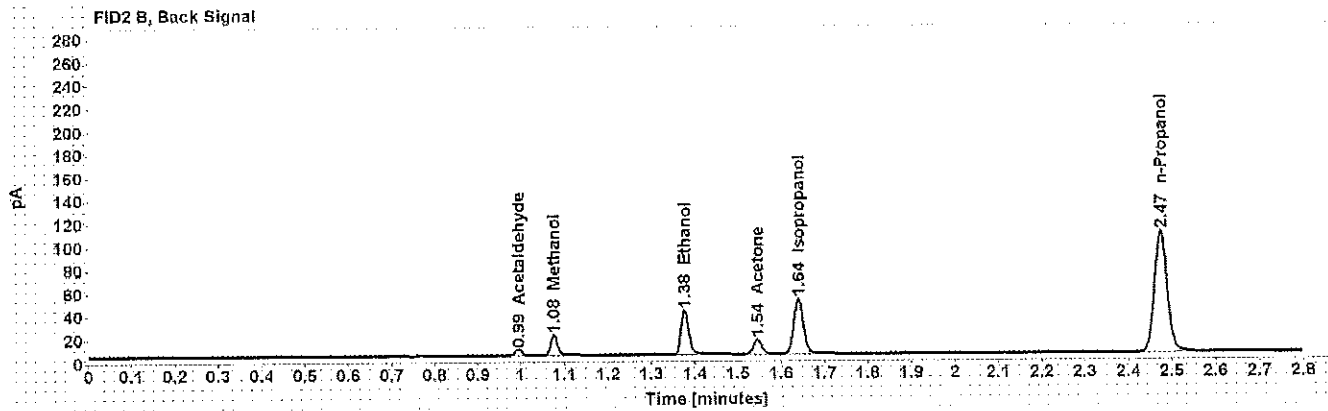
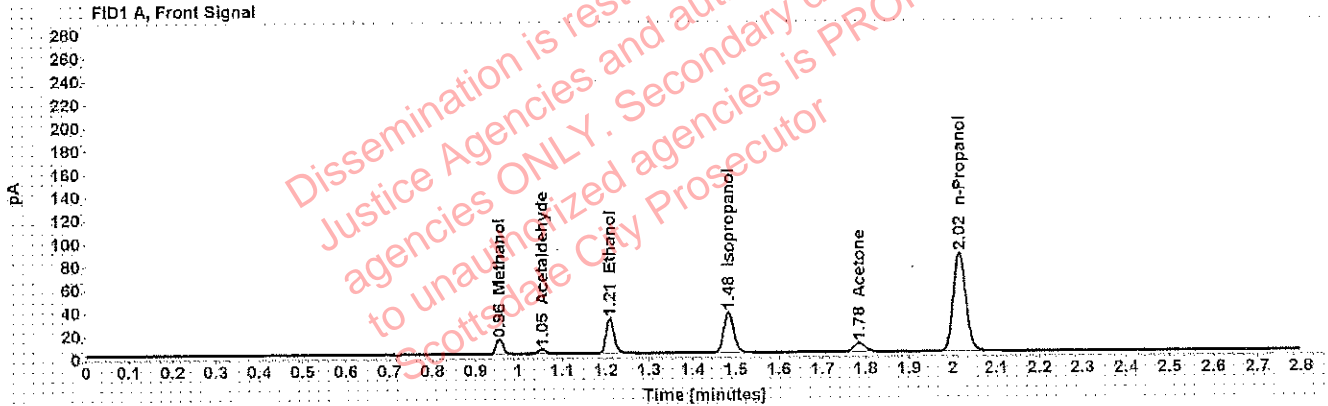


Table 1: FID 1 A (column DB-ALC1)

Compound	Amount (g/100mL)	Time (min)	Peak Area
Methanol	-----	0.956	14.522
Acetaldehyde	-----	1.054	4.235
>Ethanol	0.0641	1.209	38.676
Isopropanol	-----	1.483	56.169
Acetone	-----	1.785	13.380
n-Propanol	-----	2.015	170.843

Table 2: FID 2 B (column DB-ALC2)

Compound	Time (min)	Peak Area
Acetaldehyde	0.995	5.523
Methanol	1.076	18.697
Ethanol	1.376	48.519
Acetone	1.545	16.160
Isopropanol	1.639	73.035
n-Propanol	2.474	213.020

Scottsdale Police Department Crime Lab Volatiles Analysis

WA

Sample: 0.400 Lipomed 08012015-C	Item number:
Injection date: 9/20/2018 3:50:35 PM	Vial: 7
Method: ethanol quant.M	Sequence: 20Sept18
Instrument: US14173023 CN14160045	Analyst: Adrian
Data file: C:\Chem32\11\Data\20Sept18\7.D	

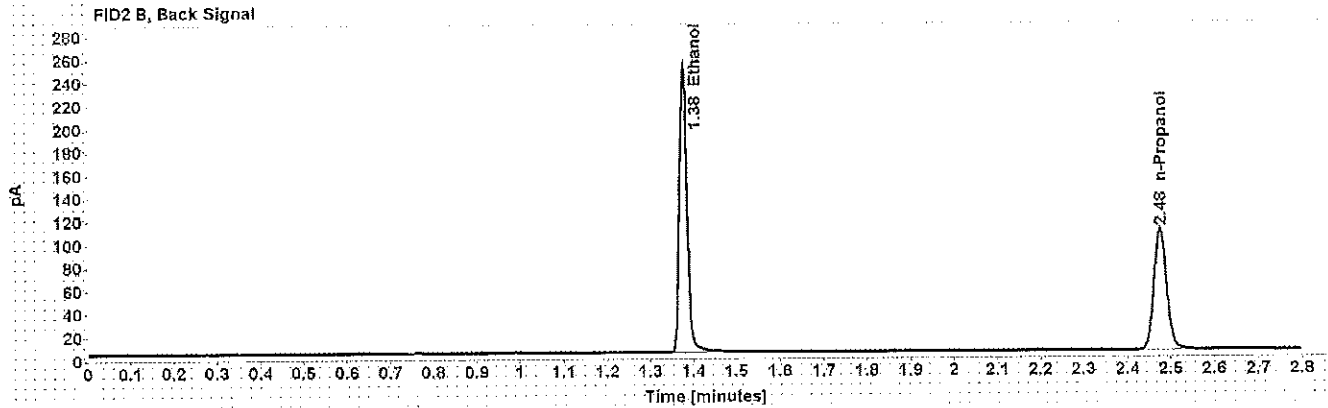
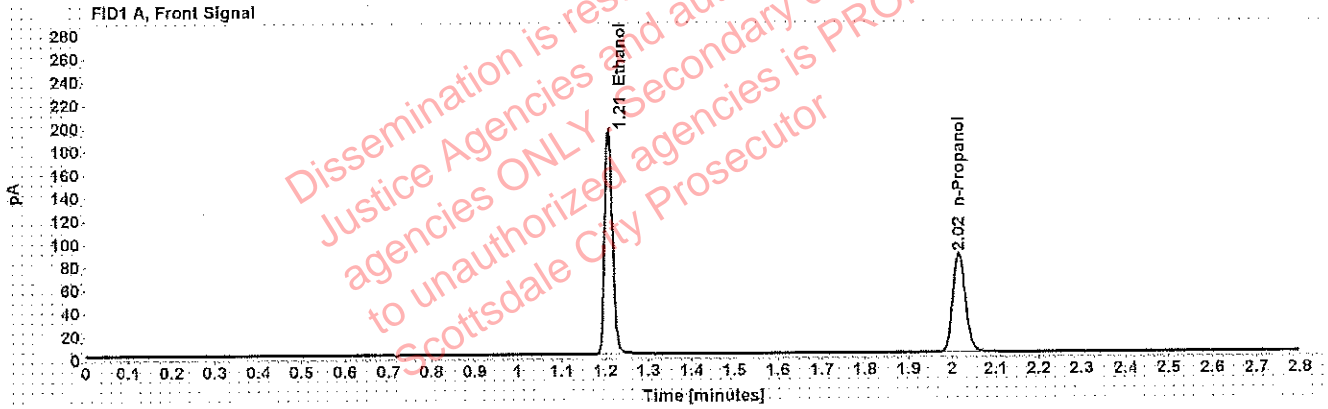


Table 1: FID 1 A (column DB-ALC1)

Compound	Amount (g/100mL)	Time (min)	Peak Area
>Ethanol	0.4022	1.208	245.804
n-Propanol	-----	2.016	171.305

Table 2: FID 2 B (column DB-ALC2)

Compound	Time (min)	Peak Area
Ethanol	1.376	311.075
n-Propanol	2.475	213.449

Scottsdale Police Department Crime Lab Volatiles Analysis

WA

Sample: 0.040 Lipomed 09022015-A	Item number:
Injection date: 9/20/2018 3:54:35 PM	Vial: 8
Method: ethanol quant.M	Sequence: 20Sept18
Instrument: US14173023 CN14160045	Analyst: Adrian
Data file: C:\Chem32\1\Data\20Sept18\8.D	

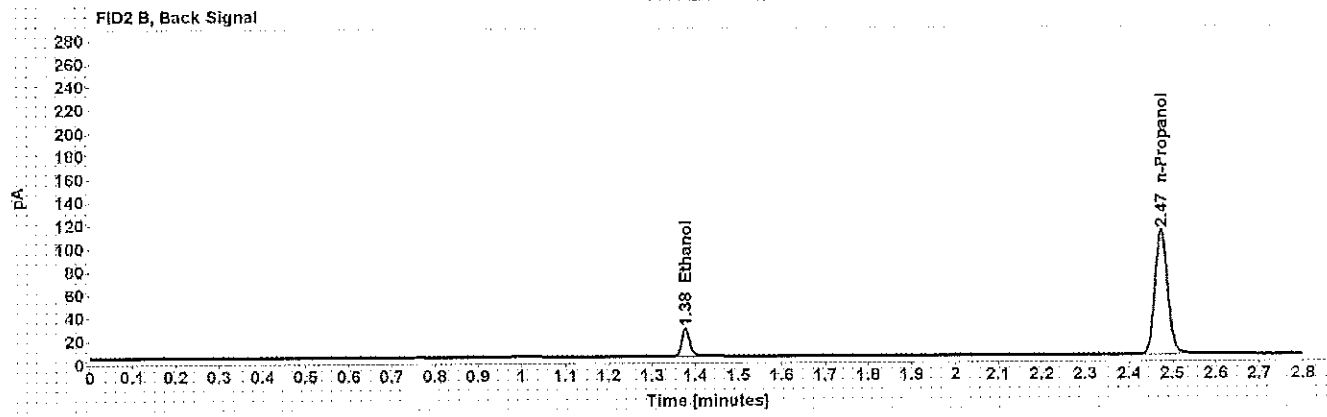
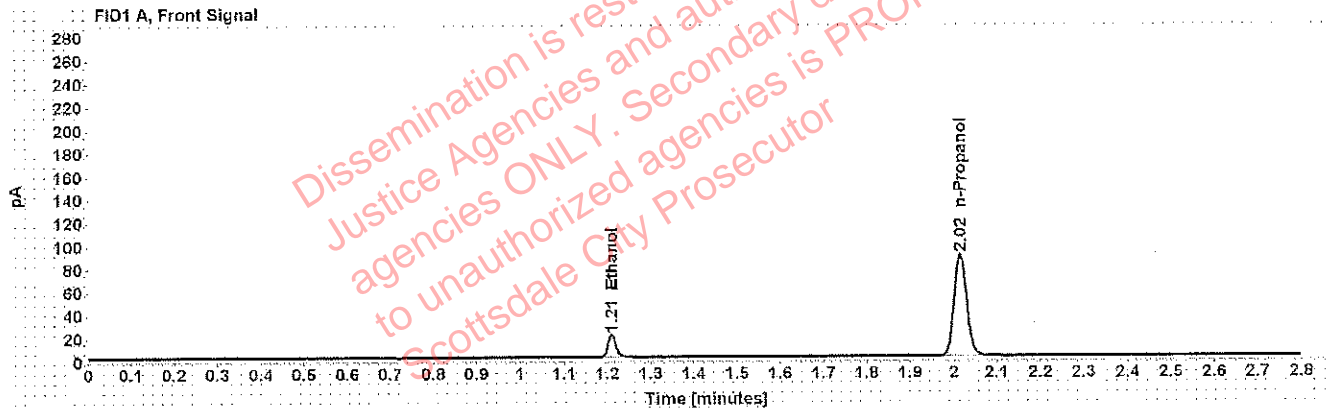


Table 1: FID 1 A (column DB-ALC1)

Compound	Amount (g/100mL)	Time (min)	Peak Area
>Ethanol	0.0396	1.210	24.438
n-Propanol	-----	2.015	176.116

Table 2: FID 2 B (column DB-ALC2)

Compound	Time (min)	Peak Area
Ethanol	1.377	30.625
n-Propanol	2.474	219.558

Scottsdale Police Department Crime Lab Volatiles Analysis

WAA

Sample: 0.198 ACQ 407041529/3	Item number:
Injection date: 9/20/2018 3:58:34 PM	Vial: 9
Method: ethanol quant.M	Sequence: 20Sept18
Instrument: US14173023 CN14160045	Analyst: Adrian
Data file: C:\Chem32\1\Data\20Sept18\9.D	

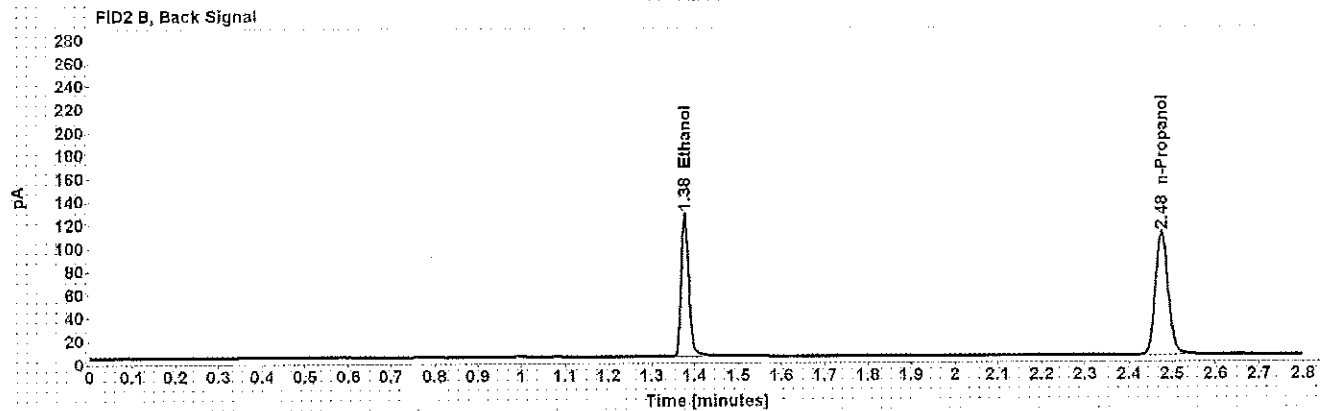
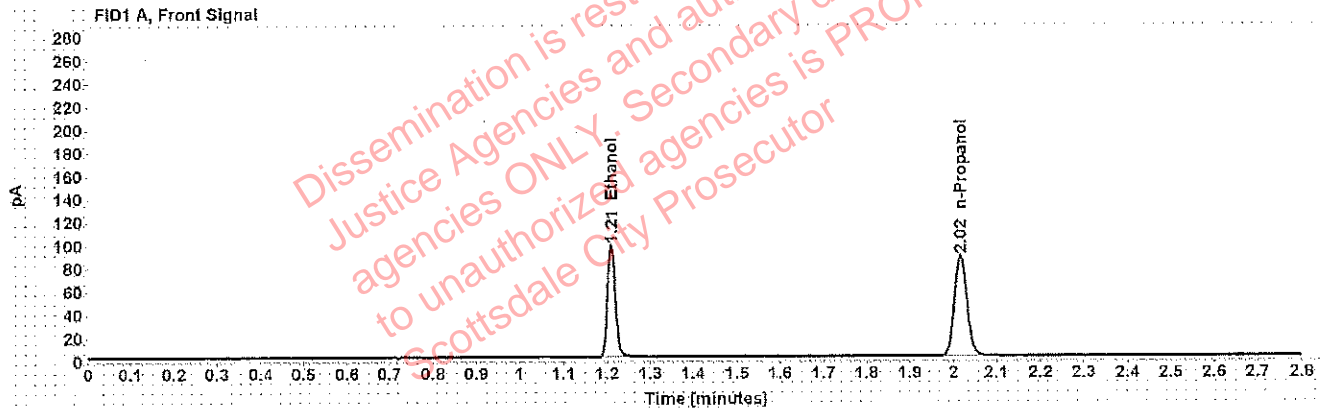


Table 1: FID 1 A (column DB-ALC1)

Compound	Amount (g/100mL)	Time (min)	Peak Area
>Ethanol	0.1989	1.209	122.952
n-Propanol	-----	2.016	173.624

Table 2: FID 2 B (column DB-ALC2)

Compound	Time (min)	Peak Area
Ethanol	1.378	155.224
n-Propanol	2.476	216.549

Scottsdale Police Department Crime Lab Volatiles Analysis

WA

Sample: 0.080 Lipomed 28082014-B	Item number:
Injection date: 9/20/2018 4:43:05 PM	Vial: 20
Method: ethanol quant.M	Sequence: 20Sept18
Instrument: US14173023 CN14160045	Analyst: Adrian
Data file: C:\Chem3211\Data\20Sept18\20.D	

Dissemination is restricted to Criminal Justice Agencies and authorized agencies ONLY. Secondary dissemination to unauthorized agencies is PROHIBITED. Scottsdale City Prosecutor

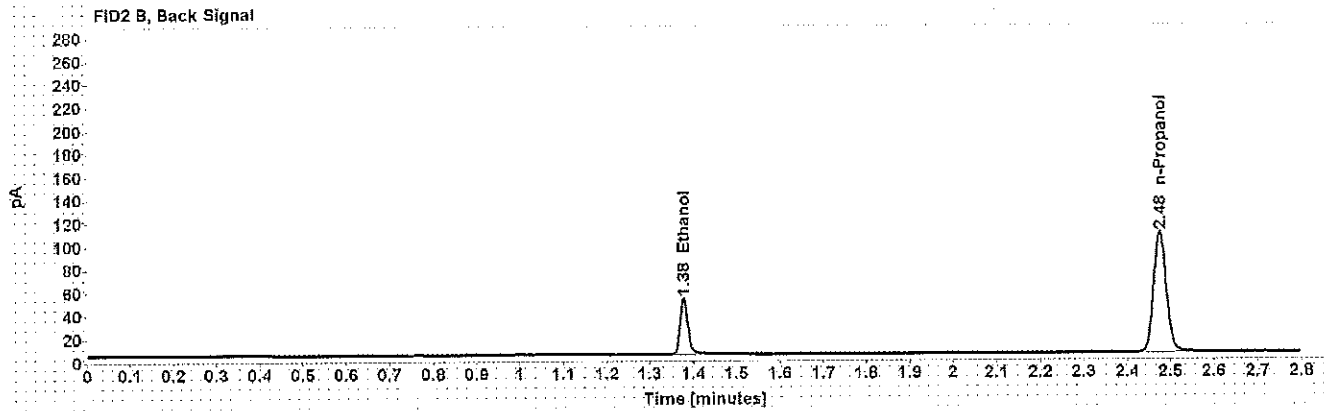
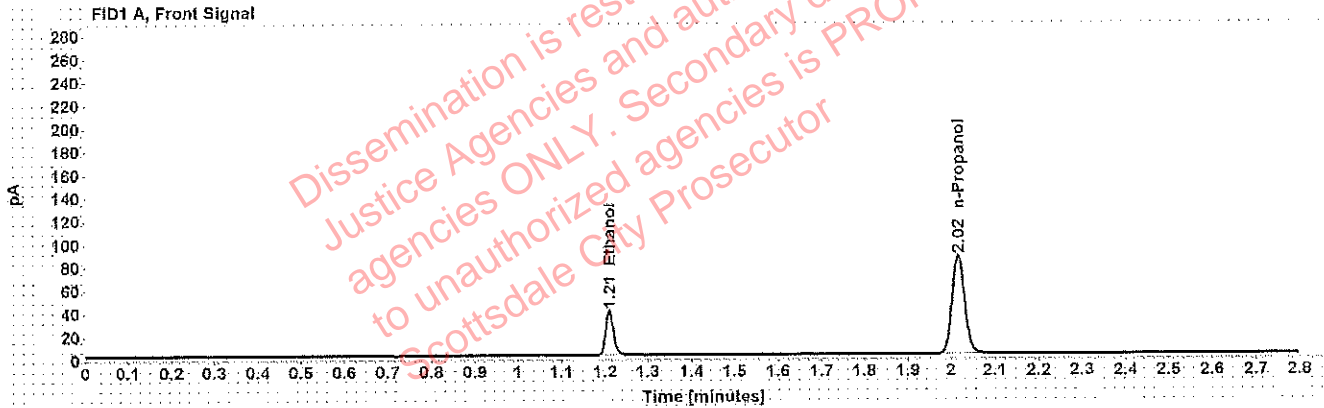


Table 1: FID 1 A (column DB-ALC1)

Compound	Amount (g/100mL)	Time (min)	Peak Area
>Ethanol	0.0802	1.210	48.403
n-Propanol	-----	2.016	170.353

Table 2: FID 2 B (column DB-ALC2)

Compound	Time (min)	Peak Area
Ethanol	1.378	60.652
n-Propanol	2.475	212.501

Scottsdale Police Department Crime Lab Volatiles Analysis

NA

Sample: 0.150 Lipomed 09022015-C	Item number:
Injection date: 9/20/2018 5:27:35 PM	Vial: 31
Method: ethanol quant.M	Sequence: 20Sept18
Instrument: US14173023 CN14160045	Analyst: Adrian
Data file: C:\Chem32\1\Data\20Sept18\31.D	

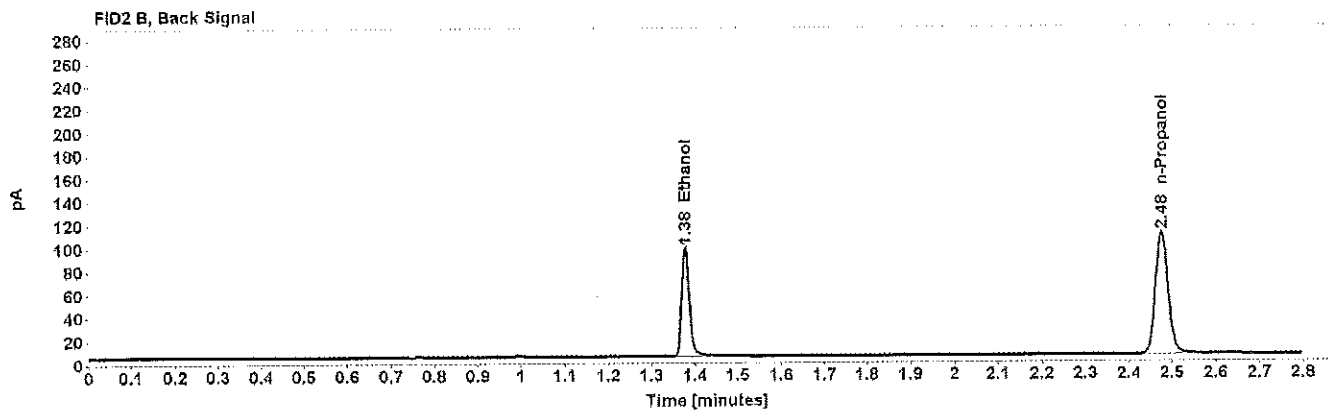
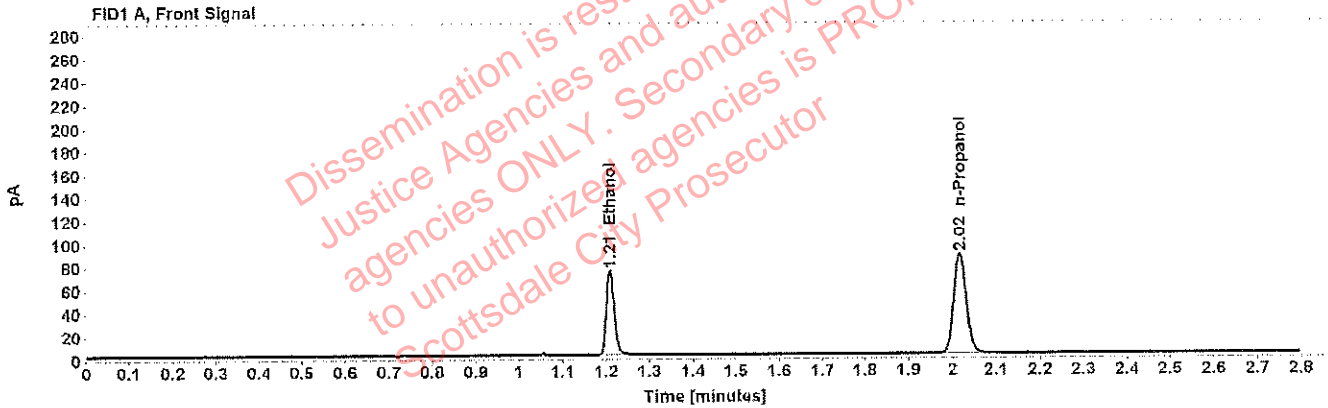


Table 1: FID 1 A (column DB-ALC1)

Compound	Amount (g/100mL)	Time (min)	Peak Area
>Ethanol	0.1525	1.210	93.732
n-Propanol	-----	2.016	172.843

Table 2: FID 2 B (column DB-ALC2)

Compound	Time (min)	Peak Area
Ethanol	1.378	118.164
n-Propanol	2.476	215.622

Scottsdale Police Department Crime Lab Volatiles Analysis

AAA

Sample: 0.198 ACQ 407041529/3	Item number:
Injection date: 9/20/2018 6:11:50 PM	Vial: 42
Method: ethanol quant.M	Sequence: 20Sept18
Instrument: US14173023 CN14160045	Analyst: Adrian
Data file: C:\Chem32\11\Data\20Sept18\42.D	

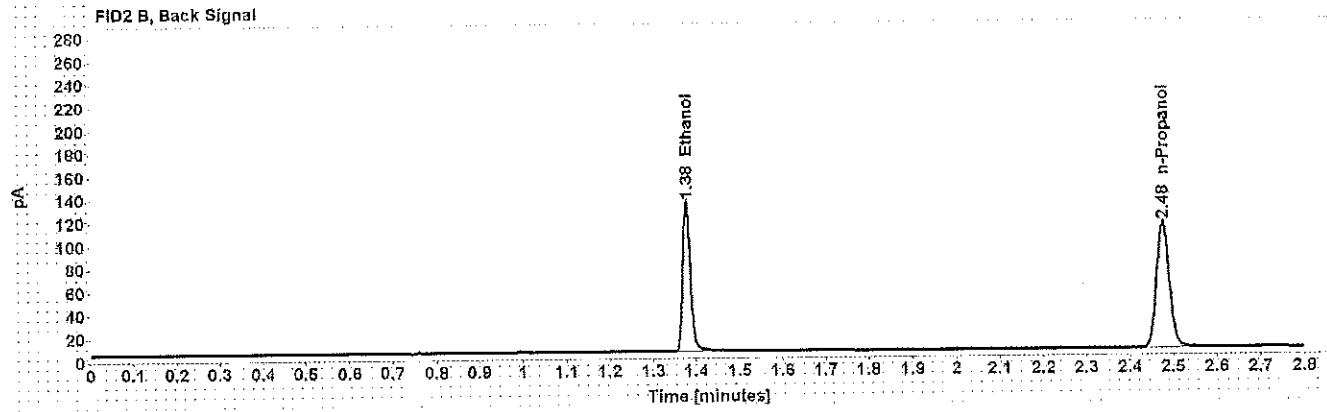
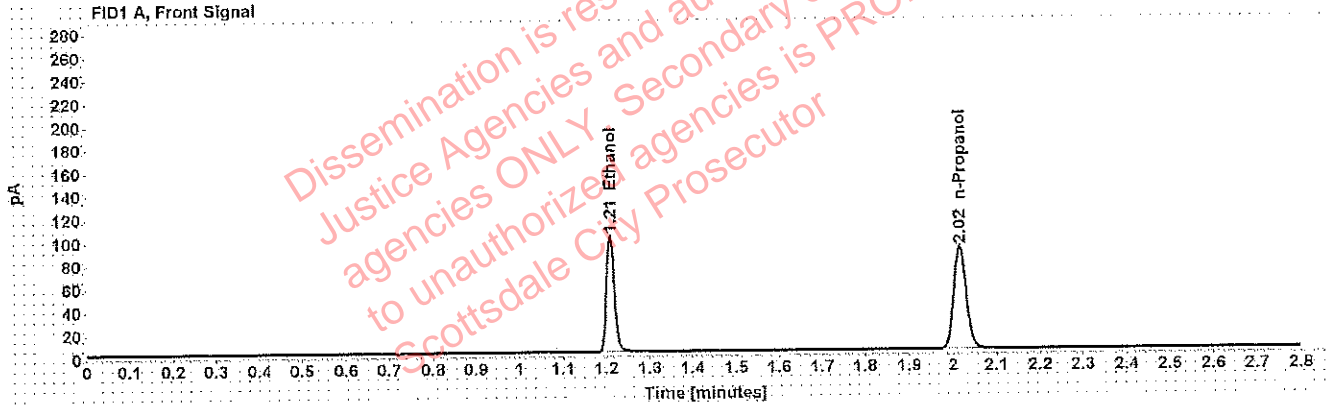


Table 1: FID 1 A (column DB-ALC1)

Compound	Amount (g/100mL)	Time (min)	Peak Area
>Ethanol	0.2027	1.209	128.218
n-Propanol	-----	2.016	177.657

Table 2: FID 2 B (column DB-ALC2)

Compound	Time (min)	Peak Area
Ethanol	1.378	162.938
n-Propanol	2.476	222.496

Scottsdale Police Department Crime Lab Volatiles Analysis

WA

Sample: 0.080 Lipomed 28082014-B	Item number:
Injection date: 9/20/2018 6:56:20 PM	Vial: 53
Method: ethanol quant.M	Sequence: 20Sept18
Instrument: US14173023 CN14160045	Analyst: Adrian
Data file: C:\Chem32\11\Data\20Sept18\53.D	

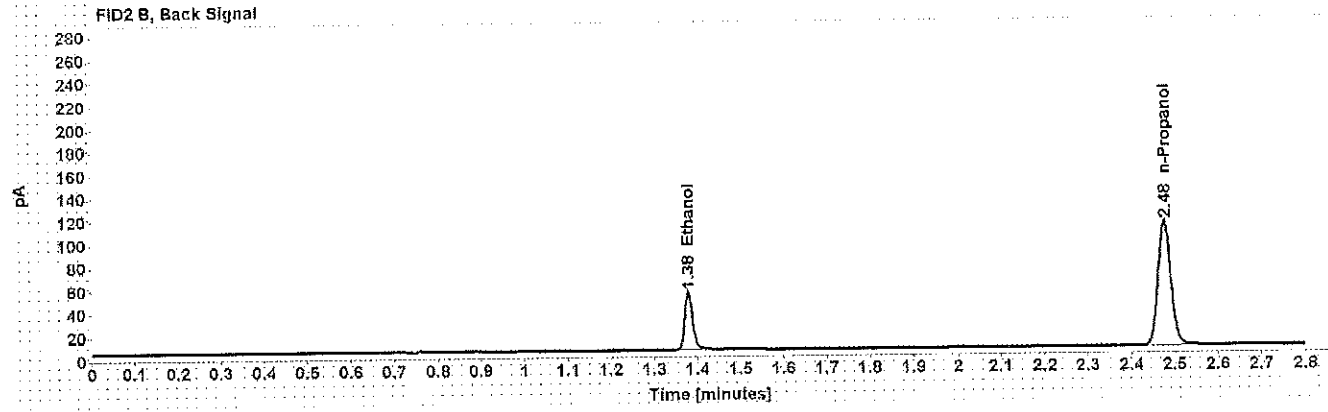
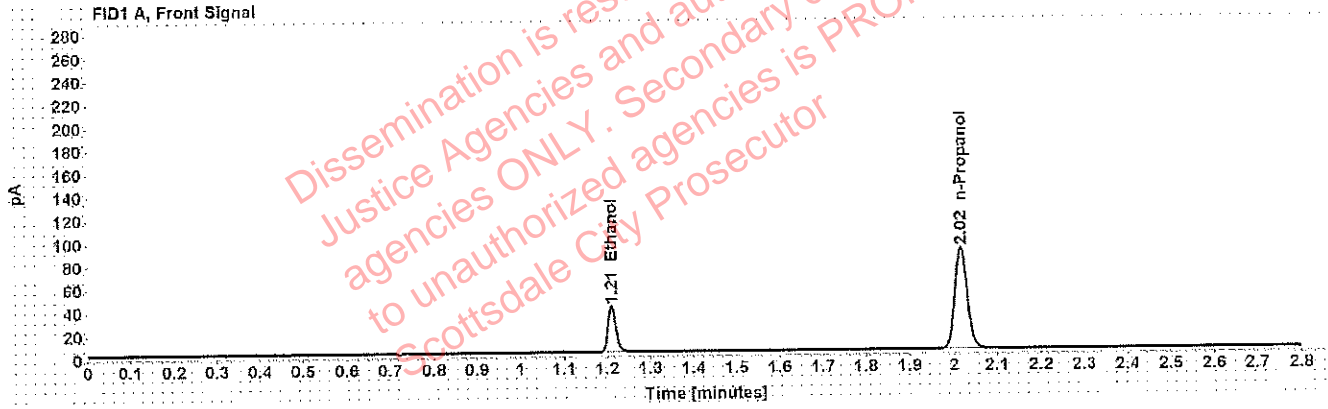


Table 1: FID 1 A (column DB-ALC1)

Compound	Amount (g/100mL)	Time (min)	Peak Area
>Ethanol	0.0810	1.210	50.260
n-Propanol	-----	2.016	175.205

Table 2: FID 2 B (column DB-ALC2)

Compound	Time (min)	Peak Area
Ethanol	1.379	63.510
n-Propanol	2.476	219.077

Scottsdale Police Department Crime Lab Volatiles Analysis

WA

Sample: 0.40 Lipomed 08012015-C	Item number:
Injection date: 9/20/2018 7:16:35 PM	Vial: 58
Method: ethanol quant.M	Sequence: 20Sept18
Instrument: US14173023 CN14160045	Analyst: Adrian
Data file: C:\Chem32\11\Data\20Sept18\58.D	

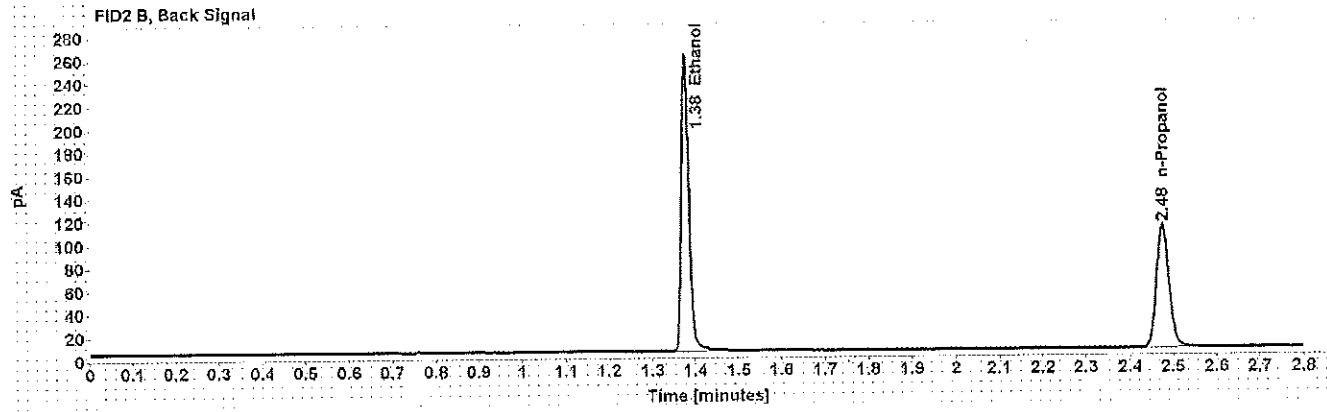
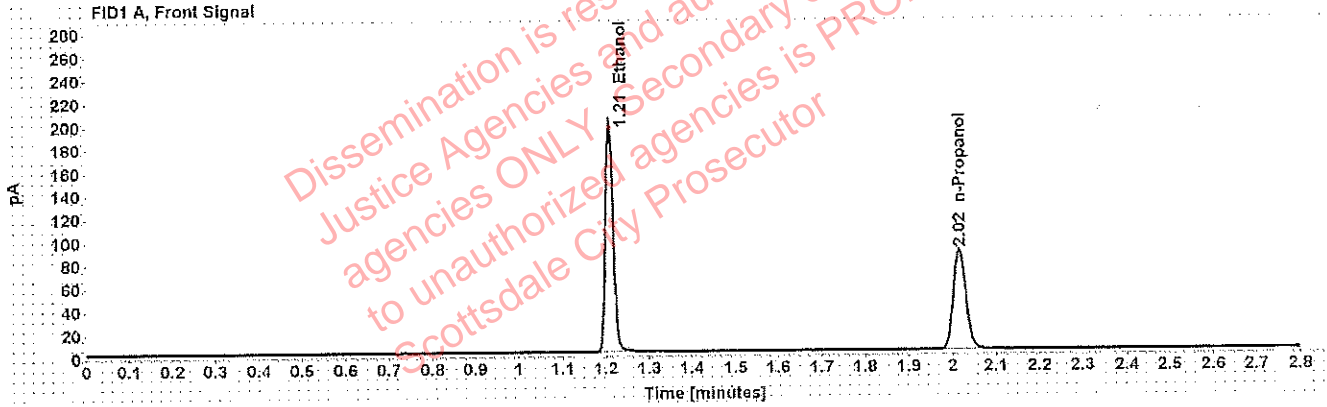


Table 1: FID 1 A (column DB-ALC1)

Compound	Amount (g/100mL)	Time (min)	Peak Area
>Ethanol	0.4086	1.209	252.289
n-Propanol	-----	2.016	173.099

Table 2: FID 2 B (column DB-ALC2)

Compound	Time (min)	Peak Area
Ethanol	1.377	320.208
n-Propanol	2.476	216.572

Scottsdale Police Department Crime Lab Volatiles Analysis

WA

Sample: 0.04 Lipomed 09022015-A	Item number:
Injection date: 9/20/2018 7:20:35 PM	Vial: 59
Method: ethanol quant.M	Sequence: 20Sept18
Instrument: US14173023 CN14160045	Analyst: Adrian
Data file: C:\Chem32\11\Data\20Sept18\59.D	

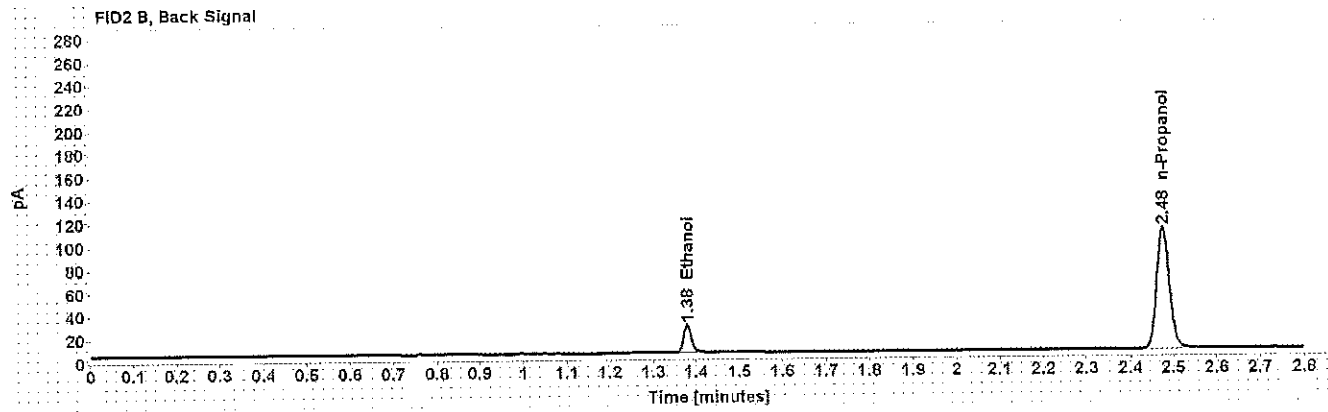
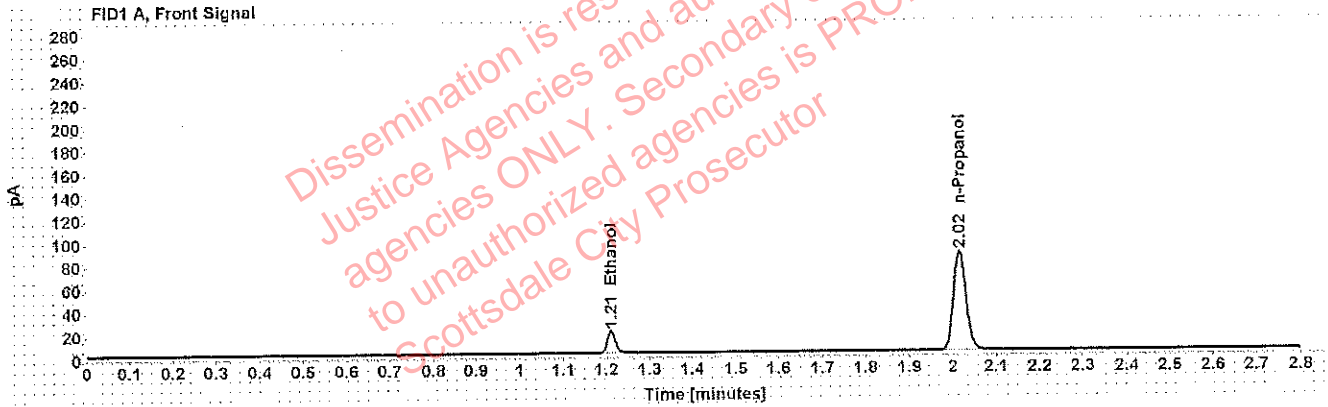


Table 1: FID 1 A (column DB-ALC1)

Compound	Amount (g/100mL)	Time (min)	Peak Area
>Ethanol	0.0403	1.211	24.269
n-Propanol	-----	2.016	171.510

Table 2: FID 2 B (column DB-ALC2)

Compound	Time (min)	Peak Area
Ethanol	1.379	30.551
n-Propanol	2.476	214.692

Scottsdale Police Department Crime Lab Volatiles Analysis

WA

Sample: 0.198 ACQ 407041529/3	Item number:
Injection date: 9/20/2018 7:24:35 PM	Vial: 60
Method: ethanol quant.M	Sequence: 20Sept18
Instrument: US14173023 CN14160045	Analyst: Adrian
Data file: C:\Chem32\1\Data\20Sept18\60.D	

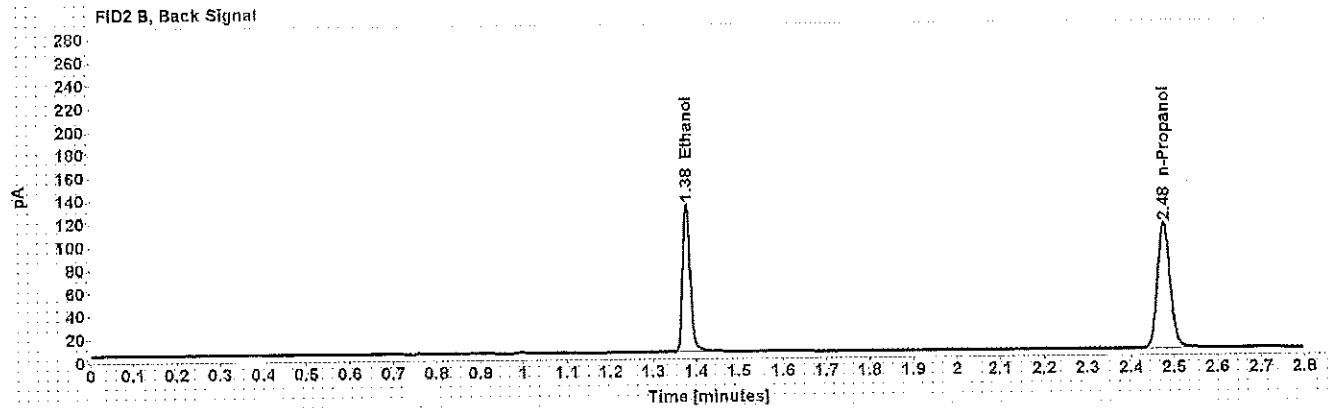
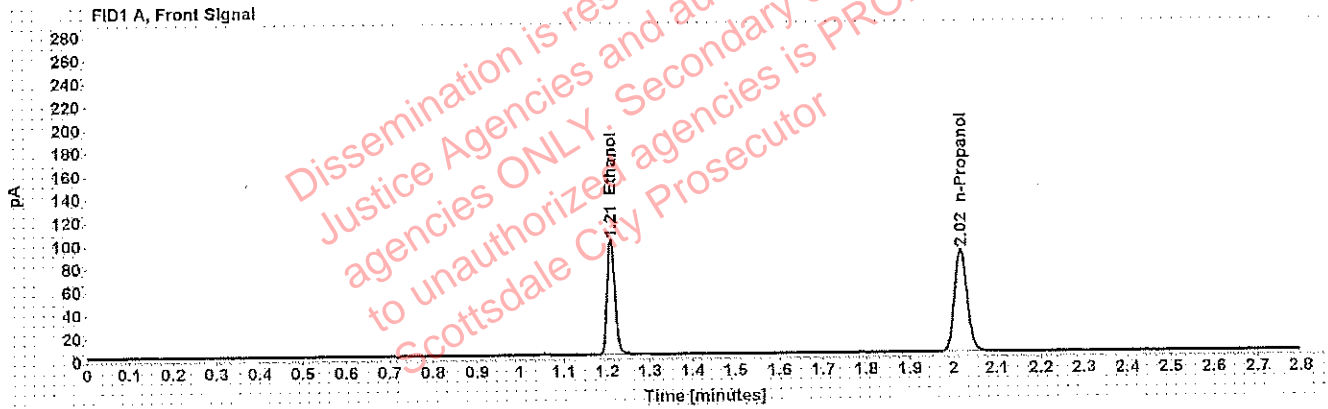


Table 1: FID 1 A (column DB-ALC1)

Compound	Amount (g/100mL)	Time (min)	Peak Area
>Ethanol	0.2011	1.209	126.576
n-Propanol	-----	2.016	176.766

Table 2: FID 2 B (column DB-ALC2)

Compound	Time (min)	Peak Area
Ethanol	1.378	160.770
n-Propanol	2.476	221.693

Scottsdale Police Department Crime Lab Volatiles Analysis

WA

Sample: blank 081418	Item number:
Injection date: 9/20/2018 7:28:50 PM	Vial: 61
Method: ethanol quant.M	Sequence: 20Sept18
Instrument: US14173023 CN14160045	Analyst: Adrian
Data file: C:\Chem32\1\Data\20Sept18\61.D	

Dissemination is restricted to Criminal Justice Agencies and authorized Non-C.J. agencies ONLY. Secondary dissemination to unauthorized agencies is PROHIBITED. Scottsdale City Prosecutor

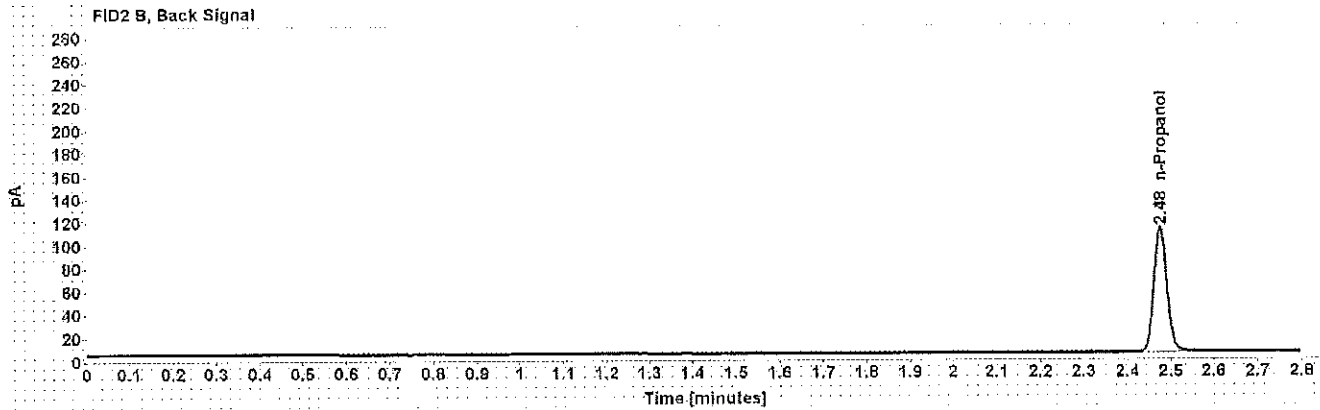
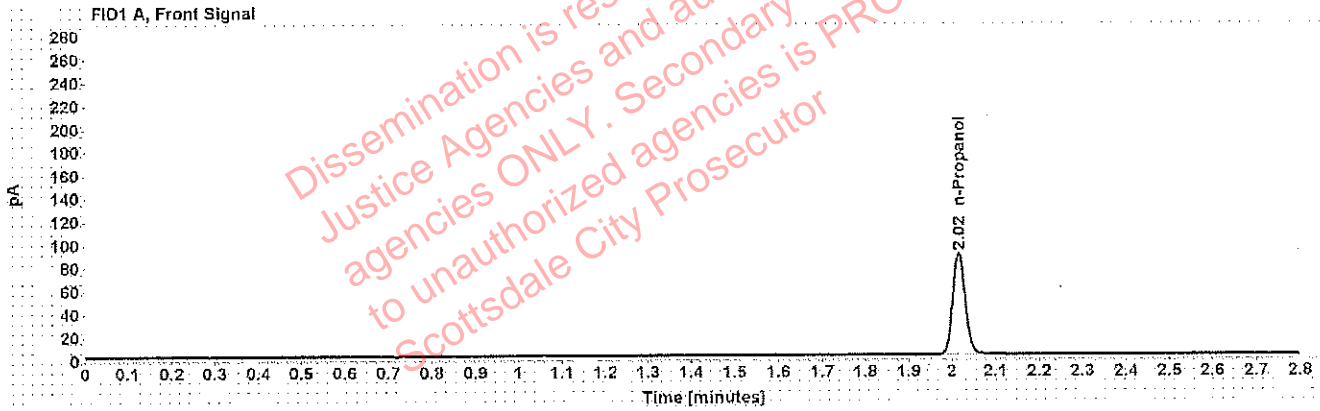


Table 1: FID 1 A (column DB-ALC1)

Compound	Amount (g/100mL)	Time (min)	Peak Area
n-Propanol	-----	2.016	175.911

Table 2: FID 2 B (column DB-ALC2)

Compound	Time (min)	Peak Area
n-Propanol	2.476	220.097

Sequence Summary

WA

Sequence name: 20Sept18 **Instrument:** US14173023 CN14160045 **Analyst:** Adrian

Vial	Sample	Type	Item Number	Method
1	0.020 Cerilliant FN03241604	Calibration		ethanol quant.M
2	0.100 Cerilliant FN06181501	Calibration		ethanol quant.M
3	0.200 Cerilliant FN07201502	Calibration		ethanol quant.M
4	0.400 Cerilliant FN11191402	Calibration		ethanol quant.M
5	blank 081418	Control		ethanol quant.M
6	volatiles mix 020917 WLA	Control		ethanol quant.M
7	0.400 Lipomed 08012015-C	Control		ethanol quant.M
8	0.040 Lipomed 09022015-A	Control		ethanol quant.M
9	0.198 ACQ 407041529/3	Control		ethanol quant.M
10		Sample	1233491	ethanol quant.M
11		Sample	1233491	ethanol quant.M
12		Sample	1231854	ethanol quant.M
13		Sample	1231854	ethanol quant.M
14		Sample	1203068	ethanol quant.M
15		Sample	1203068	ethanol quant.M
16		Sample	1143145	ethanol quant.M
17		Sample	1143145	ethanol quant.M
18		Sample	1208100	ethanol quant.M
19		Sample	1208100	ethanol quant.M
20	0.080 Lipomed 28082014-B	Control		ethanol quant.M
21		Sample	1230524	ethanol quant.M
22		Sample	1230524	ethanol quant.M
23		Sample	1230563	ethanol quant.M
24		Sample	1230563	ethanol quant.M
25		Sample	1231132	ethanol quant.M
26		Sample	1231132	ethanol quant.M
27		Sample	1230021	ethanol quant.M
28		Sample	1230021	ethanol quant.M
29		Sample	1230461	ethanol quant.M
30		Sample	1230461	ethanol quant.M
31	0.150 Lipomed 09022015-C	Control		ethanol quant.M
32		Sample	1230686	ethanol quant.M
33		Sample	1230686	ethanol quant.M
34		Sample	1198426	ethanol quant.M
35		Sample	1198426	ethanol quant.M
36		Sample	1204240	ethanol quant.M
37		Sample	1204240	ethanol quant.M
38		Sample	1213284	ethanol quant.M
39		Sample	1213284	ethanol quant.M
40		Sample	1205614	ethanol quant.M
41		Sample	1205614	ethanol quant.M
42	0.198 ACQ 407041529/3	Control		ethanol quant.M
43		Sample	1231195	ethanol quant.M
44		Sample	1231195	ethanol quant.M
45		Sample	1231755	ethanol quant.M
46		Sample	1231755	ethanol quant.M
47		Sample	1231544	ethanol quant.M

Sequence Summary

NA

48		Sample	1231544	ethanol quant.M
49		Sample	1235613	ethanol quant.M
50		Sample	1235613	ethanol quant.M
51		Sample	1234123	ethanol quant.M
52		Sample	1234123	ethanol quant.M
53	0.080 Lipomed 28082014-B	Control		ethanol quant.M
54		Sample	1236225	ethanol quant.M
55		Sample	1235225	ethanol quant.M
56		Sample	1209359	ethanol quant.M
57		Sample	1209359	ethanol quant.M
58	0.40 Lipomed 08012015-C	Control		ethanol quant.M
59	0.04 Lipomed 09022015-A	Control		ethanol quant.M
60	0.198 ACQ 407041529/3	Control		ethanol quant.M
61	blank 081418	Control		ethanol quant.M

Information is restricted to Criminal Justice Agencies and authorized agencies ONLY. Security dissemination to unauthorized agencies is PROHIBITED.
 Scottsdale City Prosecutor

Scottsdale Police Department Crime Laboratory Summary of Cases

SEQUENCE NAME: 20Sept18

ANALYST: Adrian MA

Vials	Test 1 (g/dL)	Test 2 (g/dL)	Mean (g/dL)	Percent Difference*	Absolute Difference (g/dL)*
10 11	0.2405	0.2394	0.23995	0.23	0.00055
12 13	0.1742	0.1748	0.17450	0.17	0.00030
14 15	0.2350	0.2367	0.23585	0.36	0.00085
16 17	0.1214	0.1223	0.12185	0.37	0.00045
18 19	0.1295	0.1294	0.12945	0.04	0.00005
21 22	0.2712	0.2703	0.27075	0.17	0.00045
23 24	0.1794	0.1790	0.17920	0.11	0.00020
25 26	0.1295	0.1299	0.12970	0.15	0.00020
27 28	0.0789	0.0772	0.07805	1.09	0.00085
29 30	0.2750	0.2764	0.27570	0.25	0.00070
32 33	0.2078	0.2067	0.20725	0.27	0.00055
34 35	0.1823	0.1843	0.18330	0.55	0.00100
36 37	0.1427	0.1422	0.14245	0.18	0.00025
38 39	0.2011	0.2025	0.20180	0.35	0.00070
40 41	0.1526	0.1523	0.15245	0.10	0.00015
43 44	0.2984	0.2974	0.29790	0.17	0.00050
45 46	0.0919	0.0930	0.09245	0.59	0.00055
47 48	0.2241	0.2225	0.22330	0.36	0.00080
49 50	0.0693	0.0689	0.06910	0.29	0.00020
51 52	0.1081	0.1078	0.10795	0.14	0.00015
54 55	0.1682	0.1694	0.16880	0.36	0.00060
56 57	0.1042	0.1037	0.10395	0.24	0.00025

*Calculated differences are differences from the mean of the two results.

Scottsdale Police Department Crime Lab Volatiles Analysis

Sample: [REDACTED]	Item number: 1293491
Injection date: 9/20/2018 4:02:35 PM	Vial: 10
Method: ethanol quant.M	Sequence: 20Sept18
Instrument: US14173023 CN14160045	Analyst: Adrian
Data file: C:\Chem32\1\Data\20Sept18\10.D	

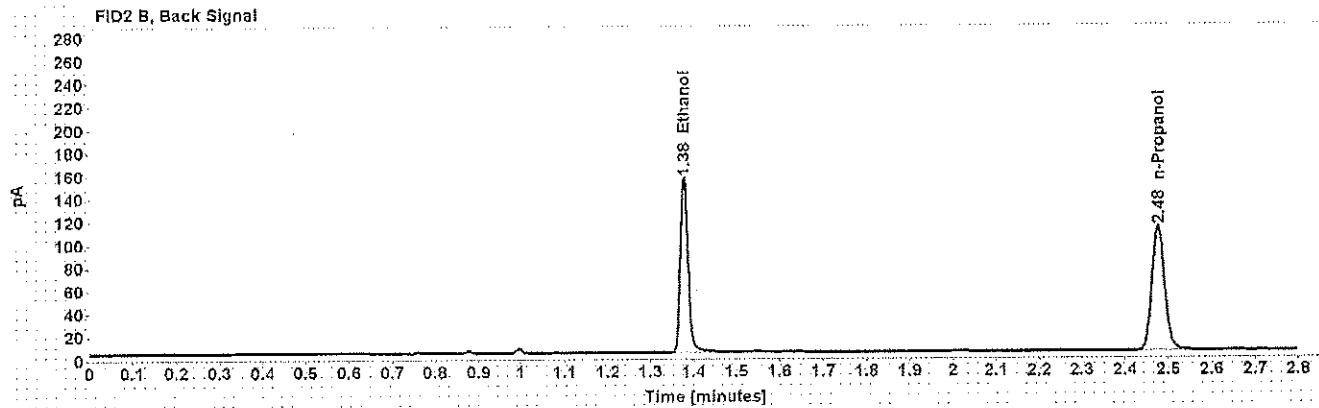
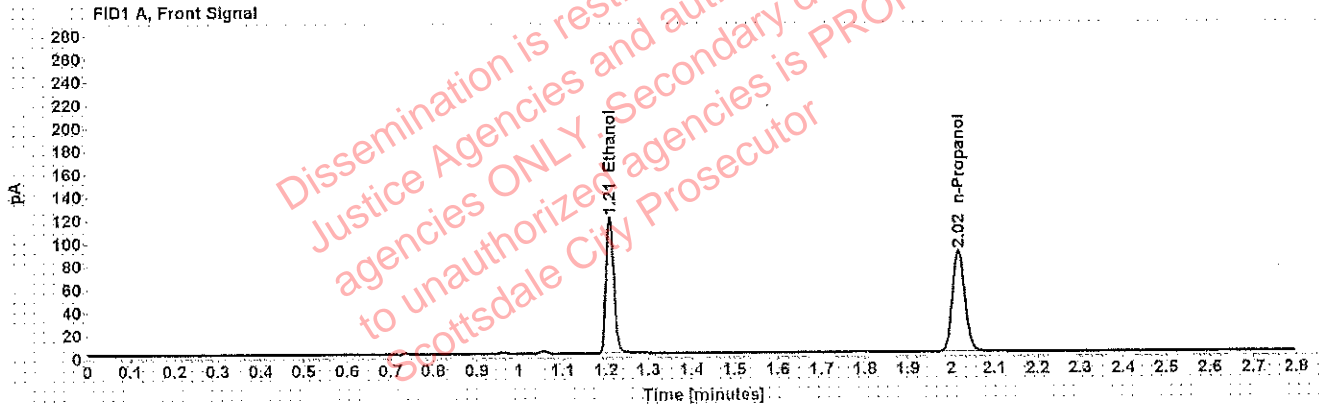


Table 1: FID 1 A (column DB-ALC1)

Compound	Amount (g/100mL)	Time (min)	Peak Area
>Ethanol	0.2405	1.209	150.626
n-Propanol	-----	2.017	175.746

Table 2: FID 2 B (column DB-ALC2)

Compound	Time (min)	Peak Area
Ethanol	1.378	189.976
n-Propanol	2.476	219.615

Scottsdale Police Department Crime Lab Volatiles Analysis

Sample: [REDACTED]	Item number: 1233491
Injection date: 9/20/2018 4:06:34 PM	Vial: 11
Method: ethanol quant.M	Sequence: 20Sept18
Instrument: US14173023 CN14160045	Analyst: Adrian
Data file: C:\Chem32\1\Data\20Sept18\11.D	

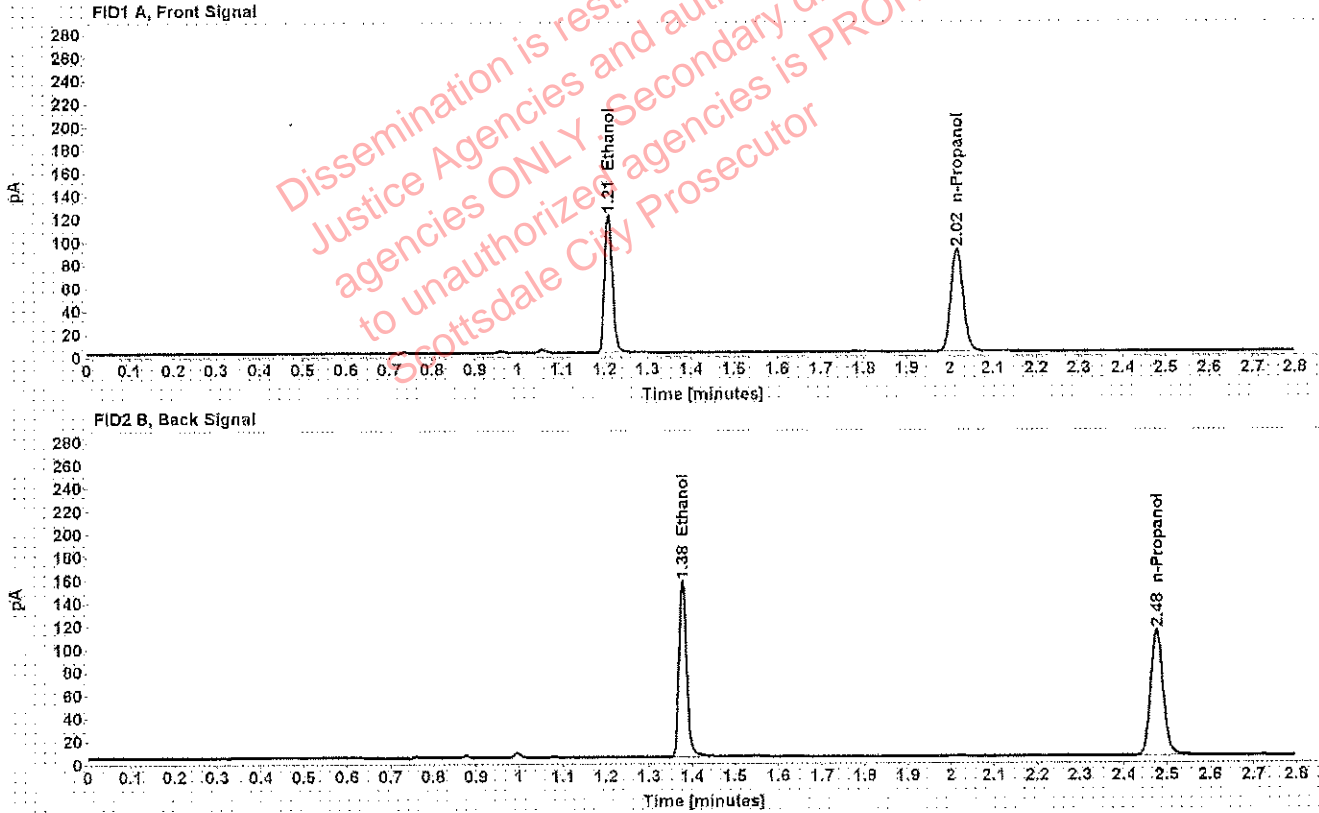


Table 1: FID 1 A (column DB-ALC1)

Compound	Amount (g/100mL)	Time (min)	Peak Area
>Ethanol	0.2394	1.209	151.992
n-Propanol	-----	2.016	178.217

Table 2: FID 2 B (column DB-ALC2)

Compound	Time (min)	Peak Area
Ethanol	1.378	191.546
n-Propanol	2.476	222.562

Scottsdale Police Department Crime Lab Volatiles Analysis

Sample: [REDACTED]	Item number: 1231854
Injection date: 9/20/2018 4:10:35 PM	Vial: 12
Method: ethanol quant.M	Sequence: 20Sept18
Instrument: US14173023 CN14160045	Analyst: Adrian
Data file: C:\Chem3211\Data\20Sept18\12.D	

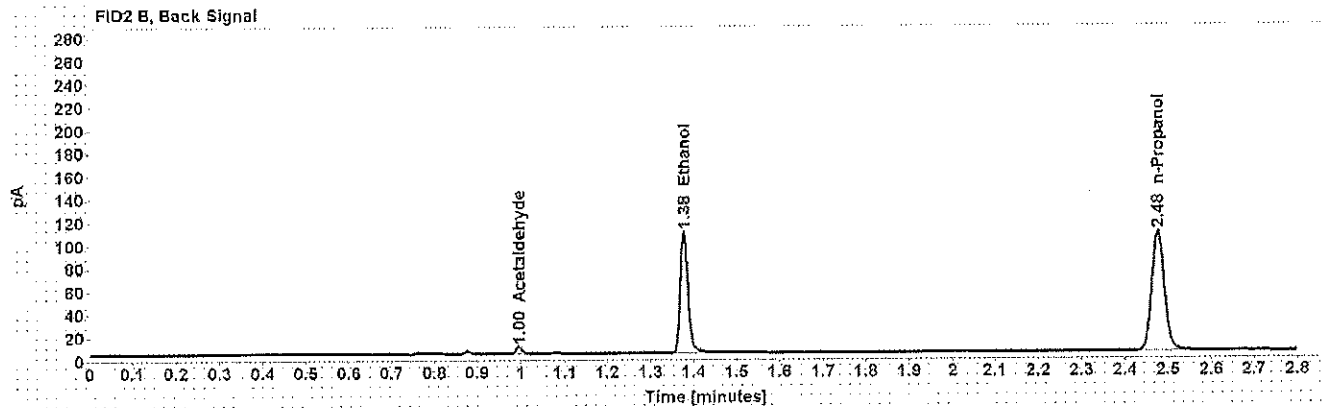
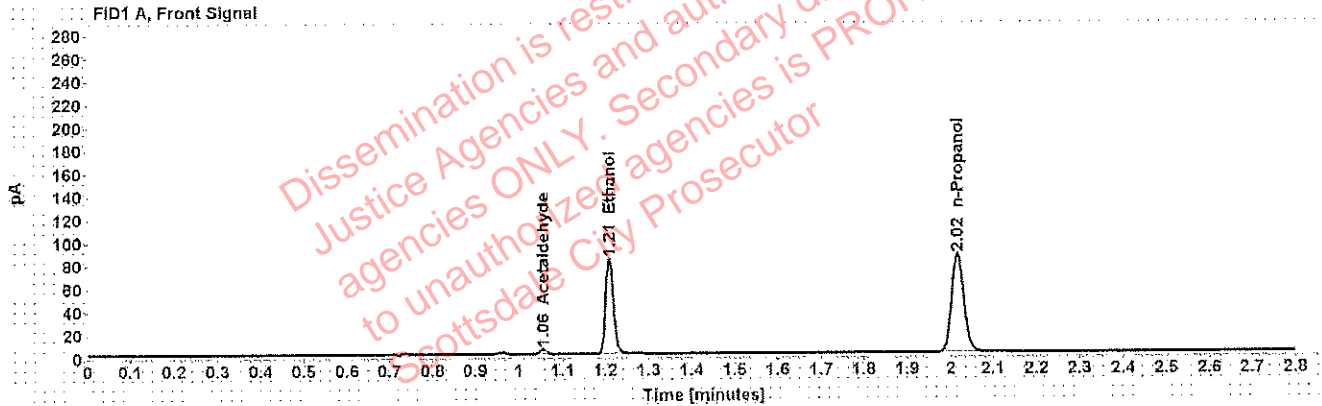


Table 1: FID 1 A (column DB-ALC1)

Compound	Amount (g/100mL)	Time (min)	Peak Area
Acetaldehyde	-----	1.055	4.272
>Ethanol	0.1742	1.209	105.435
n-Propanol	-----	2.016	170.094

Table 2: FID 2 B (column DB-ALC2)

Compound	Time (min)	Peak Area
Acetaldehyde	0.995	5.600
Ethanol	1.378	132.396
n-Propanol	2.476	212.215

Scottsdale Police Department Crime Lab Volatiles Analysis

Sample: [REDACTED]	Item number: 1231854
Injection date: 9/20/2018 4:14:50 PM	Vial: 13
Method: ethanol quant.M	Sequence: 20Sept18
Instrument: US14173023 CN14160045	Analyst: Adrian
Data file: C:\Chem32\1\Data\20Sept18\13.D	

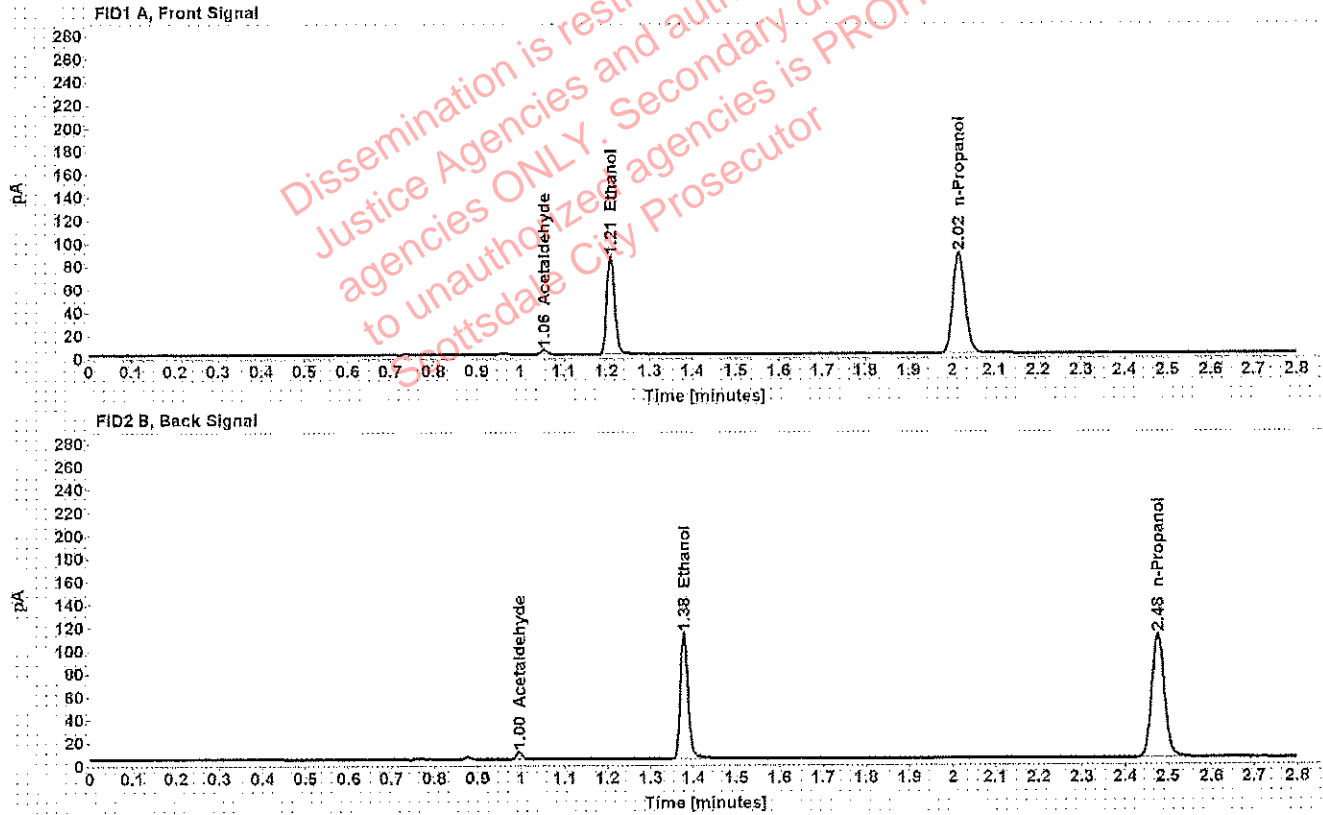


Table 1: FID 1 A (column DB-ALC1)

Compound	Amount (g/100mL)	Time (min)	Peak Area
Acetaldehyde	-----	1.055	4.349
>Ethanol	0.1748	1.209	108.794
n-Propanol	-----	2.016	174.868

Table 2: FID 2 B (column DB-ALC2)

Compound	Time (min)	Peak Area
Acetaldehyde	0.995	5.717
Ethanol	1.378	136.932
n-Propanol	2.476	218.136

Scottsdale Police Department Crime Lab Volatiles Analysis

Sample: [REDACTED]	Item number: 1203068
Injection date: 9/20/2018 4:18:49 PM	Vial: 14
Method: ethanol quant.M	Sequence: 20Sept18
Instrument: US14173023 CN14160045	Analyst: Adrian
Data file: C:\Chem3211\Data\20Sept18\14.D	

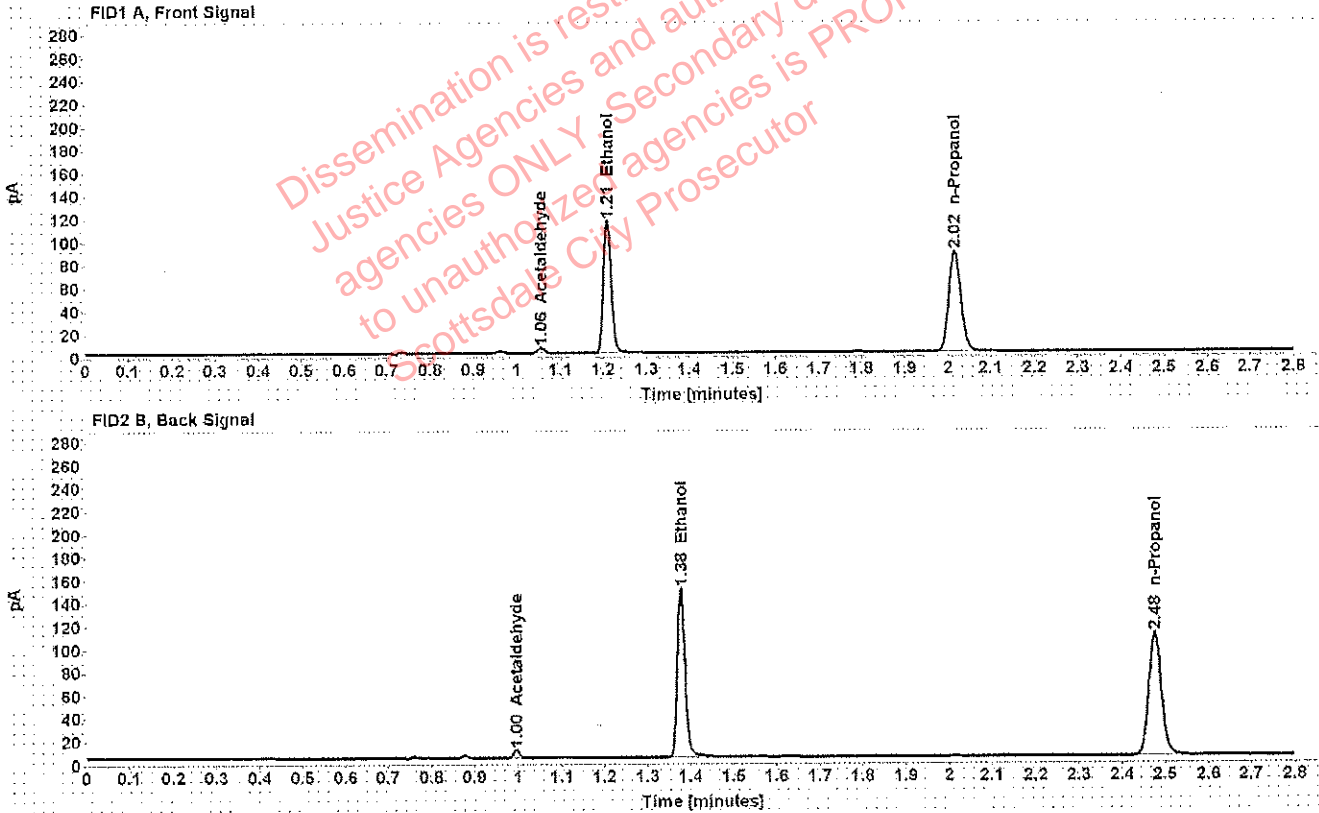


Table 1: FID 1 A (column DB-ALC1)

Compound	Amount (g/100mL)	Time (min)	Peak Area
Acetaldehyde	-----	1.055	4.620
>Ethanol	0.2350	1.209	145.723
n-Propanol	-----	2.017	174.046

Table 2: FID 2 B (column DB-ALC2)

Compound	Time (min)	Peak Area
Acetaldehyde	0.995	6.062
Ethanol	1.378	184.002
n-Propanol	2.476	217.153

Scottsdale Police Department Crime Lab Volatiles Analysis

Sample: [REDACTED]	Item number: 1203068
Injection date: 9/20/2018 4:22:50 PM	Vial: 15
Method: ethanol quant.M	Sequence: 20Sept18
Instrument: US14173023 CN14160045	Analyst: Adrian
Data file: C:\Chem32\1\Data\20Sept18\15.D	

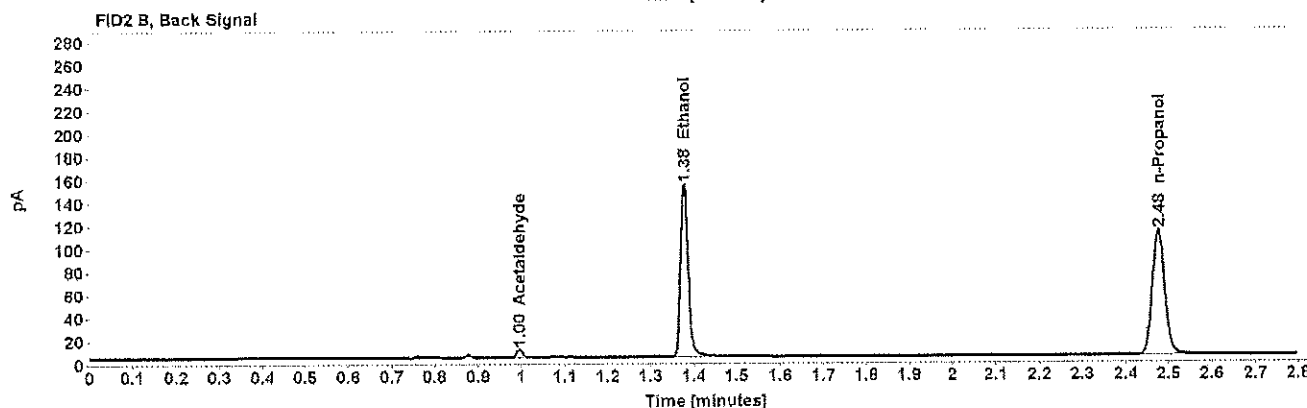
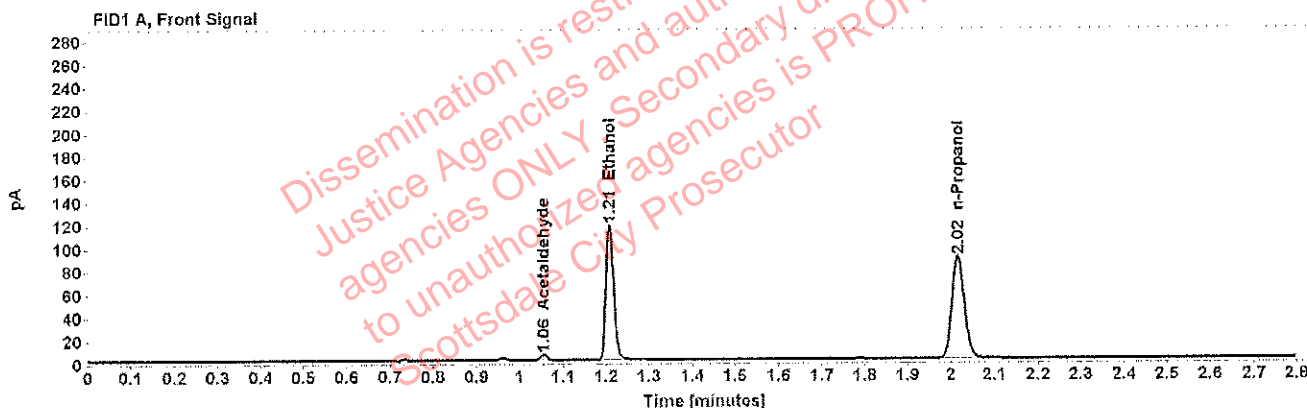


Table 1: FID 1 A (column DB-ALC1)

Compound	Amount (g/100mL)	Time (min)	Peak Area
Acetaldehyde	-----	1.055	4.772
>Ethanol	0.2367	1.209	148.731
n-Propanol	-----	2.016	176.382

Table 2: FID 2 B (column DB-ALC2)

Compound	Time (min)	Peak Area
Acetaldehyde	0.995	6.250
Ethanol	1.378	187.817
n-Propanol	2.476	220.220

Scottsdale Police Department Crime Lab Volatiles Analysis

Sample: [REDACTED]	Item number: 1143145
Injection date: 9/20/2018 4:26:50 PM	Vial: 16
Method: ethanol quant.M	Sequence: 20Sept18
Instrument: US14173023 CN14160045	Analyst: Adrian
Data file: C:\Chem32\1\Data\20Sept18\16.D	

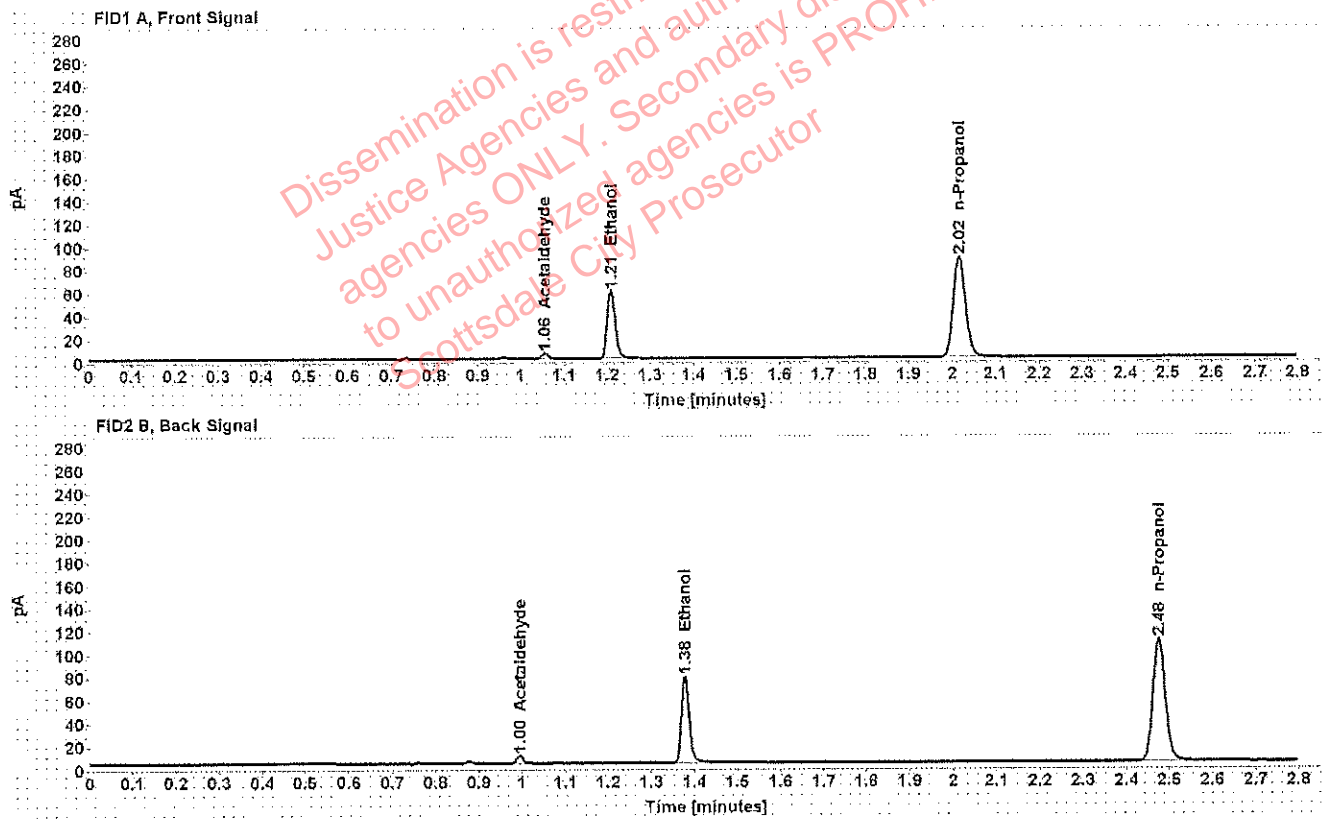


Table 1: FID 1 A (column DB-ALC1)

Compound	Amount (g/100mL)	Time (min)	Peak Area
Acetaldehyde	-----	1.055	4.645
>Ethanol	0.1214	1.210	74.879
n-Propanol	-----	2.016	173.571

Table 2: FID 2 B (column DB-ALC2)

Compound	Time (min)	Peak Area
Acetaldehyde	0.995	6.065
Ethanol	1.378	93.885
n-Propanol	2.476	216.932

Scottsdale Police Department Crime Lab Volatiles Analysis

Sample: [REDACTED]	Item number: 1143145
Injection date: 9/20/2018 4:30:49 PM	Vial: 17
Method: ethanol quant.M	Sequence: 20Sept18
Instrument: US14173023 CN14160045	Analyst: Adrian
Data file: C:\Chem32\1\Data\20Sept18\17.D	

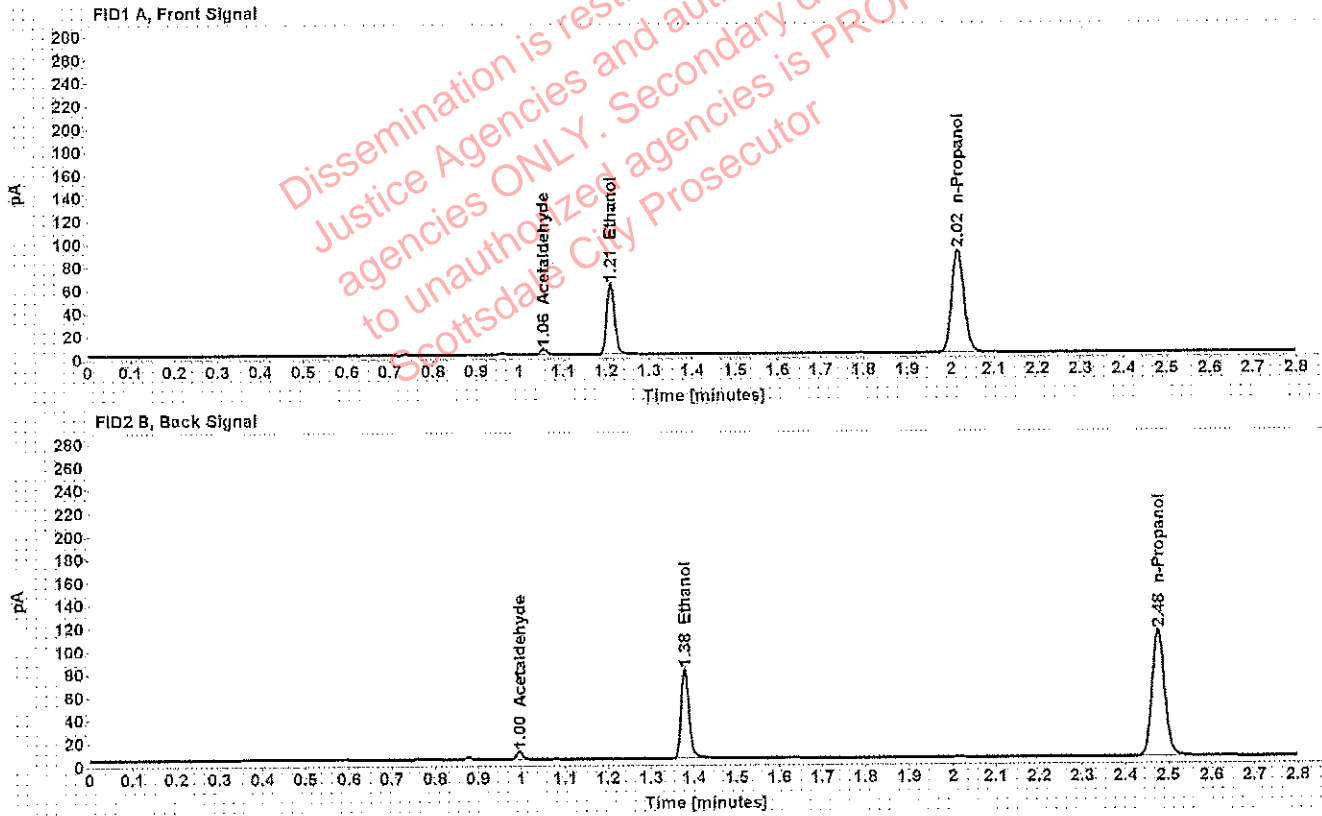


Table 1: FID 1 A (column DB-ALC1)

Compound	Amount (g/100mL)	Time (min)	Peak Area
Acetaldehyde	-----	1.055	4.733
>Ethanol	0.1223	1.210	77.516
n-Propanol	-----	2.017	178.375

Table 2: FID 2 B (column DB-ALC2)

Compound	Time (min)	Peak Area
Acetaldehyde	0.995	6.198
Ethanol	1.378	97.368
n-Propanol	2.476	223.008

Scottsdale Police Department Crime Lab Volatiles Analysis

Sample: [REDACTED]	Item number: 1208100
Injection date: 9/20/2018 4:34:50 PM	Vial: 18
Method: ethanol quant.M	Sequence: 20Sept18
Instrument: US14173023 CN14160045	Analyst: Adrian
Data file: C:\Chem32\1\Data\20Sept18\18.D	

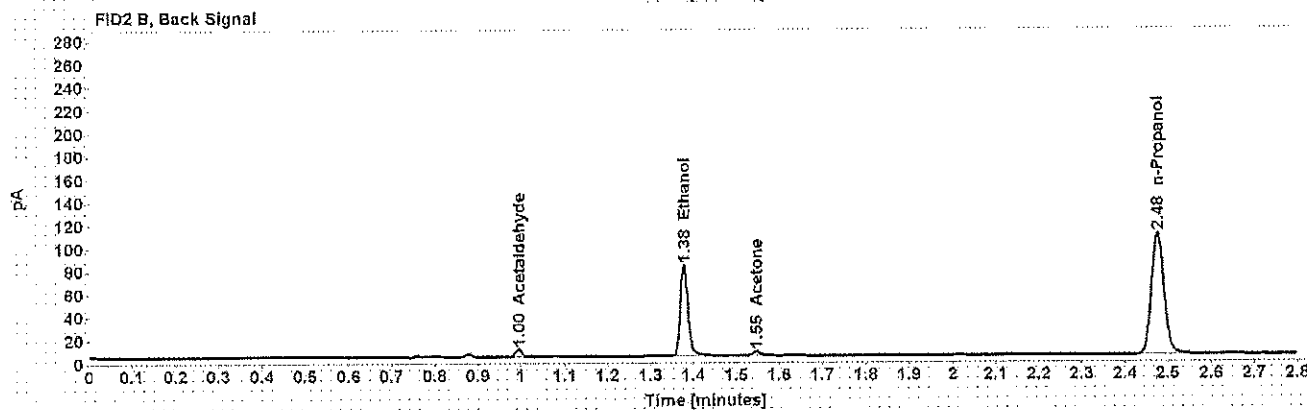
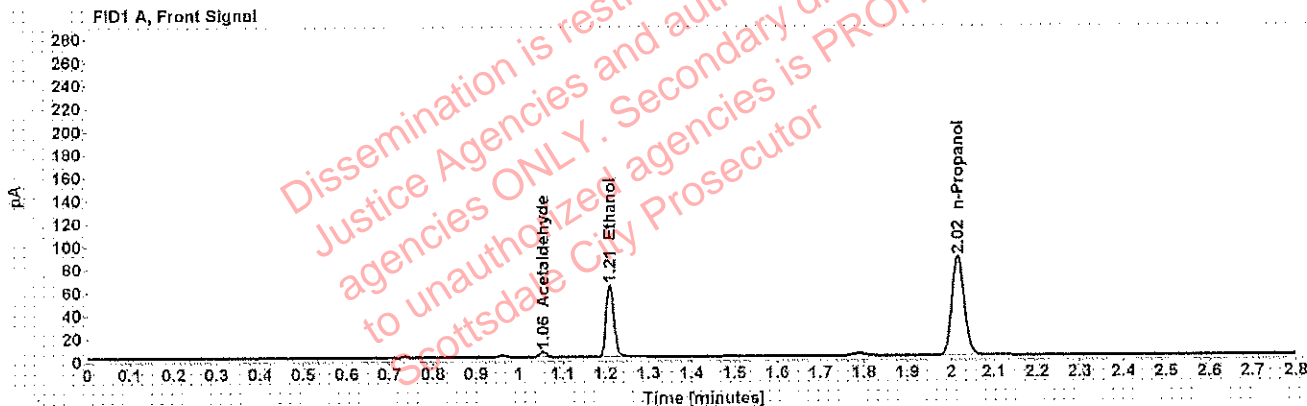


Table 1: FID 1 A (column DB-ALC1)

Compound	Amount (g/100mL)	Time (min)	Peak Area
Acetaldehyde	-----	1.055	4.823
>Ethanol	0.1295	1.210	79.266
n-Propanol	-----	2.016	172.274

Table 2: FID 2 B (column DB-ALC2)

Compound	Time (min)	Peak Area
Acetaldehyde	0.995	6.334
Ethanol	1.378	99.137
Acetone	1.547	4.326
n-Propanol	2.476	215.030

Scottsdale Police Department Crime Lab Volatiles Analysis

Sample: [REDACTED]	Item number: 1208100
Injection date: 9/20/2018 4:39:05 PM	Vial: 19
Method: ethanol quant.M	Sequence: 20Sept18
Instrument: US14173023 CN14160045	Analyst: Adrian
Data file: C:\Chem321\Data\20Sept18\19.D	

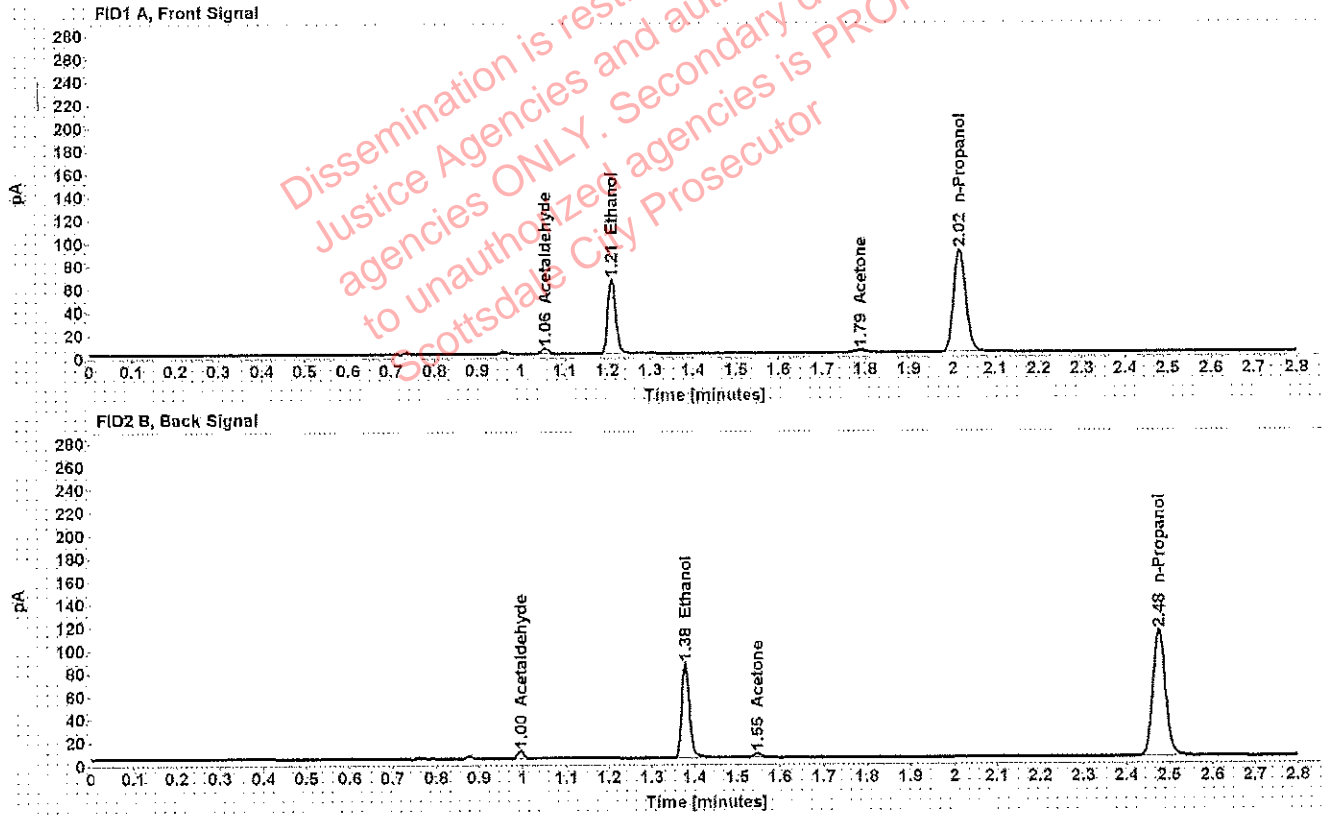


Table 1: FID 1 A (column DB-ALC1)

Compound	Amount (g/100mL)	Time (min)	Peak Area
Acetaldehyde	-----	1.055	4.758
>Ethanol	0.1294	1.210	82.108
Acetone	-----	1.788	3.757
n-Propanol	-----	2.016	178.507

Table 2: FID 2 B (column DB-ALC2)

Compound	Time (min)	Peak Area
Acetaldehyde	0.995	6.256
Ethanol	1.378	102.979
Acetone	1.547	4.411
n-Propanol	2.476	222.762

Scottsdale Police Department Crime Lab Volatiles Analysis

Sample: [REDACTED]	Item number: 1230524
Injection date: 9/20/2018 4:47:05 PM	Vial: 21
Method: ethanol quant.M	Sequence: 20Sept18
Instrument: US14173023 CN14160045	Analyst: Adrian
Data file: C:\Chem3211\Data\20Sept18\21.D	

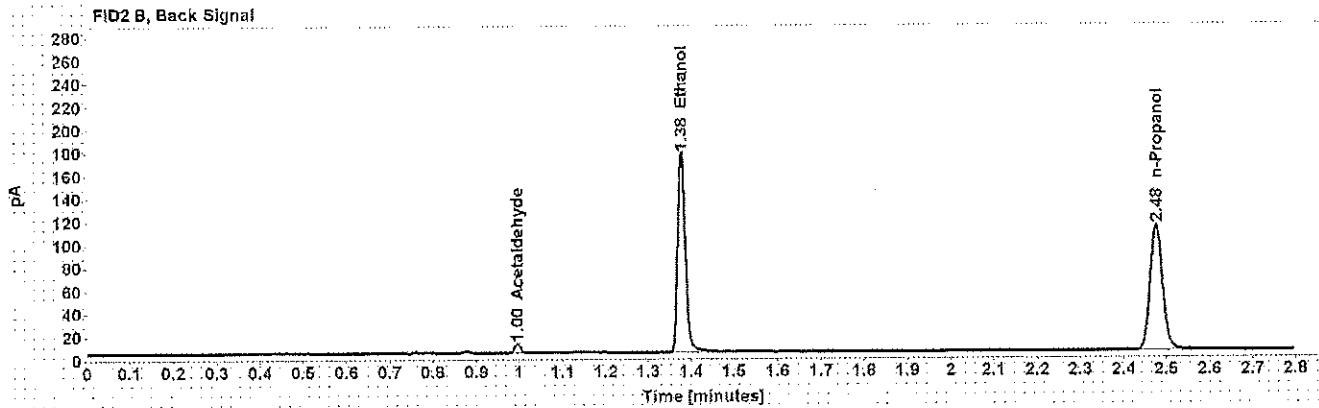
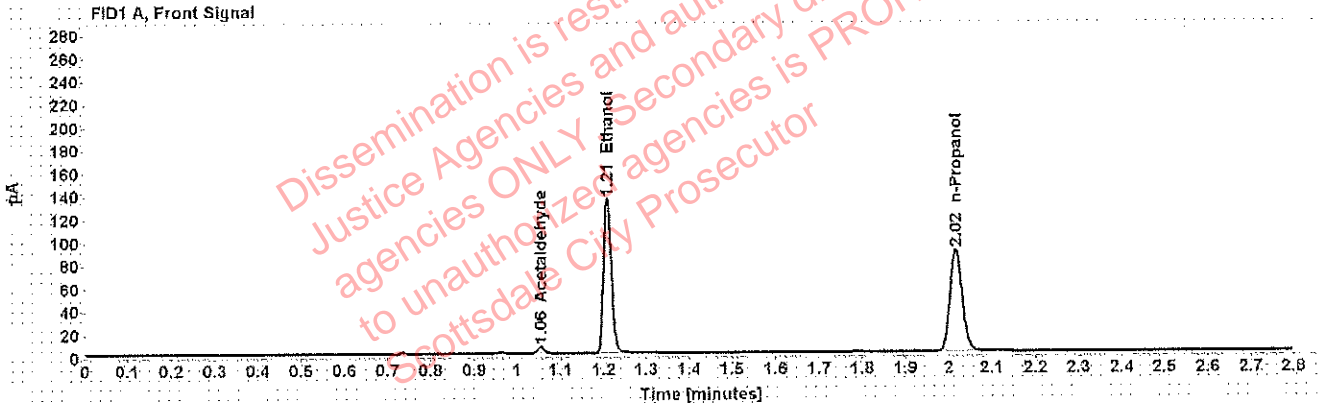


Table 1: FID 1 A (column DB-ALC1)

Compound	Amount (g/100mL)	Time (min)	Peak Area
Acetaldehyde	-----	1.055	5.673
>Ethanol	0.2712	1.209	170.972
n-Propanol	-----	2.017	176.849

Table 2: FID 2 B (column DB-ALC2)

Compound	Time (min)	Peak Area
Acetaldehyde	0.995	7.420
Ethanol	1.378	216.030
n-Propanol	2.476	220.979

Scottsdale Police Department Crime Lab Volatiles Analysis

Sample: [REDACTED]	Item number: 1230524
Injection date: 9/20/2018 4:51:04 PM	Vial: 22
Method: ethanol quant.M	Sequence: 20Sept18
Instrument: US14173023 CN14160045	Analyst: Adrian
Data file: C:\Chem32\1\Data\20Sept18\22.D	

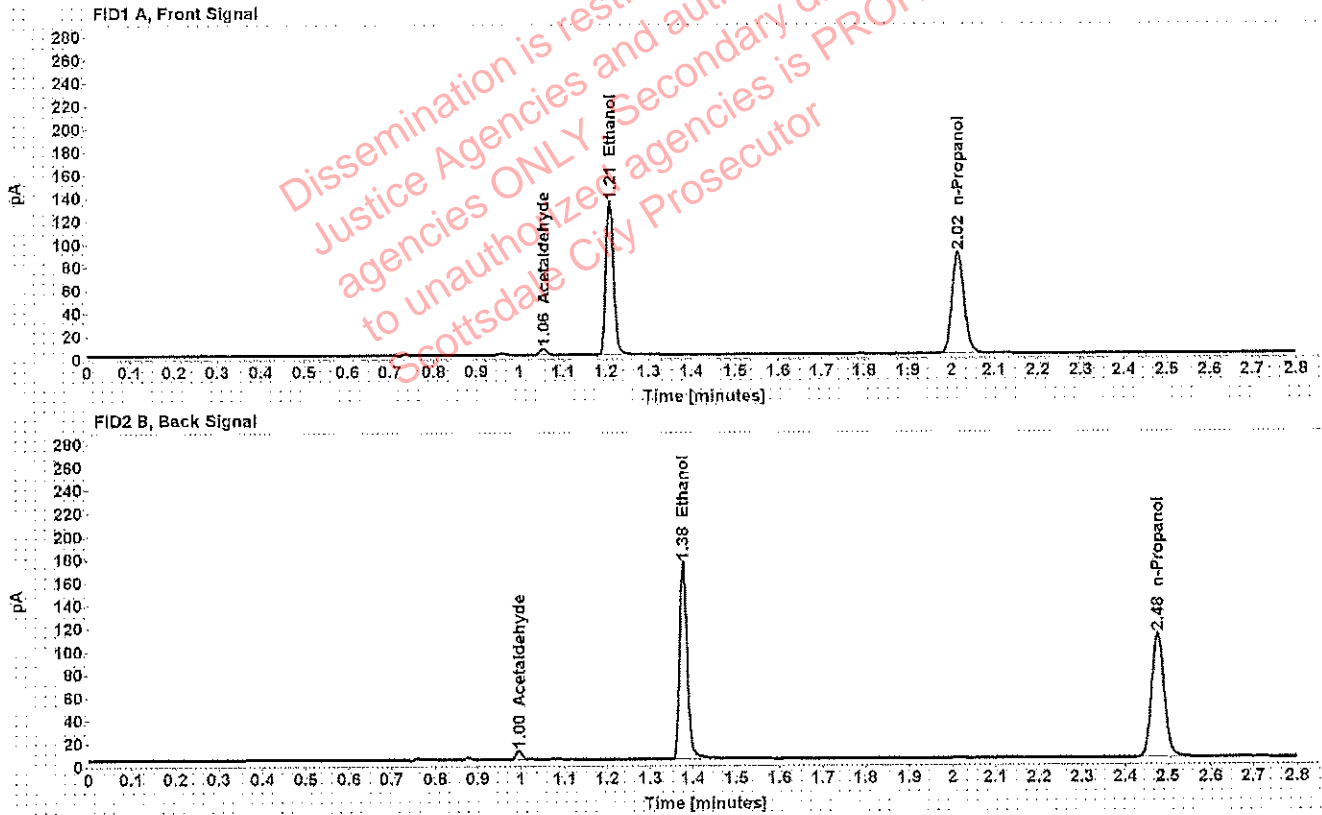


Table 1: FID 1 A (column DB-ALC1)

Compound	Amount (g/100mL)	Time (min)	Peak Area
Acetaldehyde	-----	1.055	5.541
>Ethanol	0.2703	1.209	169.414
n-Propanol	-----	2.016	175.830

Table 2: FID 2 B (column DB-ALC2)

Compound	Time (min)	Peak Area
Acetaldehyde	0.995	7.243
Ethanol	1.378	213.905
n-Propanol	2.476	219.600

Scottsdale Police Department Crime Lab Volatiles Analysis

Sample: [REDACTED]	Item number: 1230563
Injection date: 9/20/2018 4:55:05 PM	Vial: 23
Method: ethanol quant.M	Sequence: 20Sept18
Instrument: US14173023 CN14160045	Analyst: Adrian
Data file: C:\Chem3211\Data\20Sept18\23.D	

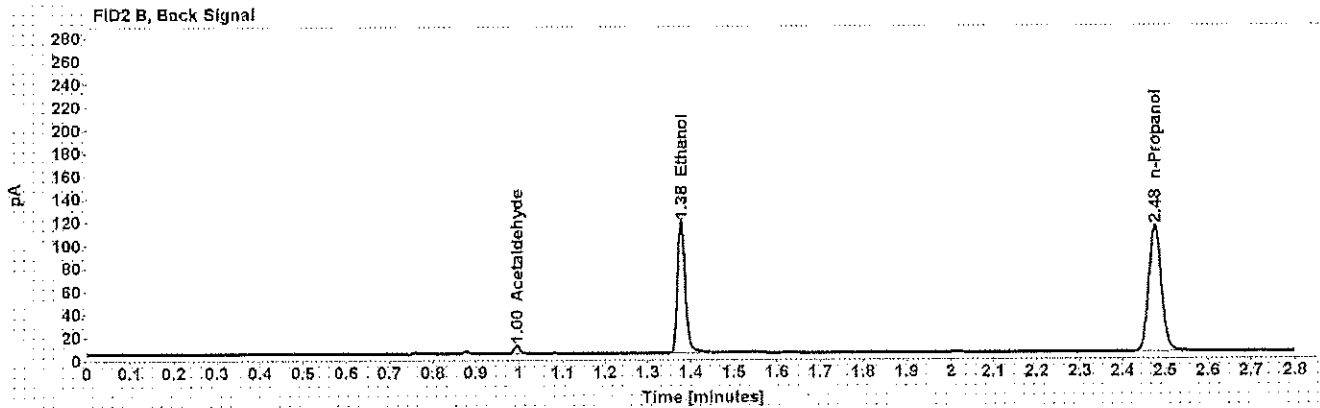
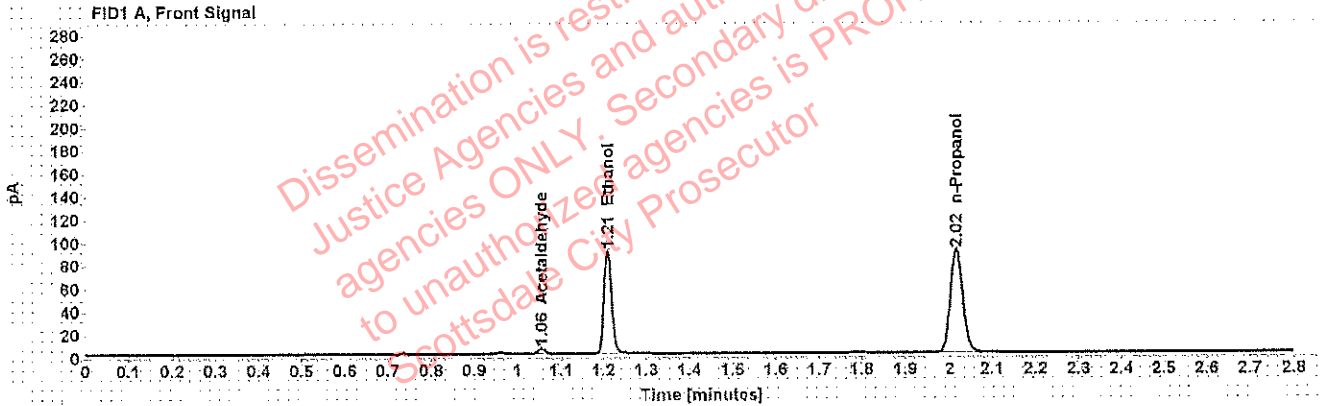


Table 1: FID 1 A (column DB-ALC1)

Compound	Amount (g/100mL)	Time (min)	Peak Area
Acetaldehyde	-----	1.055	4.696
>Ethanol	0.1794	1.209	114.021
n-Propanol	-----	2.016	178.534

Table 2: FID 2 B (column DB-ALC2)

Compound	Time (min)	Peak Area
Acetaldehyde	0.995	6.150
Ethanol	1.378	144.009
n-Propanol	2.476	222.988

Scottsdale Police Department Crime Lab Volatiles Analysis

Sample: [REDACTED]	Item number: 1230563
Injection date: 9/20/2018 4:59:05 PM	Vial: 24
Method: ethanol quant.M	Sequence: 20Sept18
Instrument: US14173023 CN14160045	Analyst: Adrian
Data file: C:\Chem3211\Data\20Sept18\24.D	

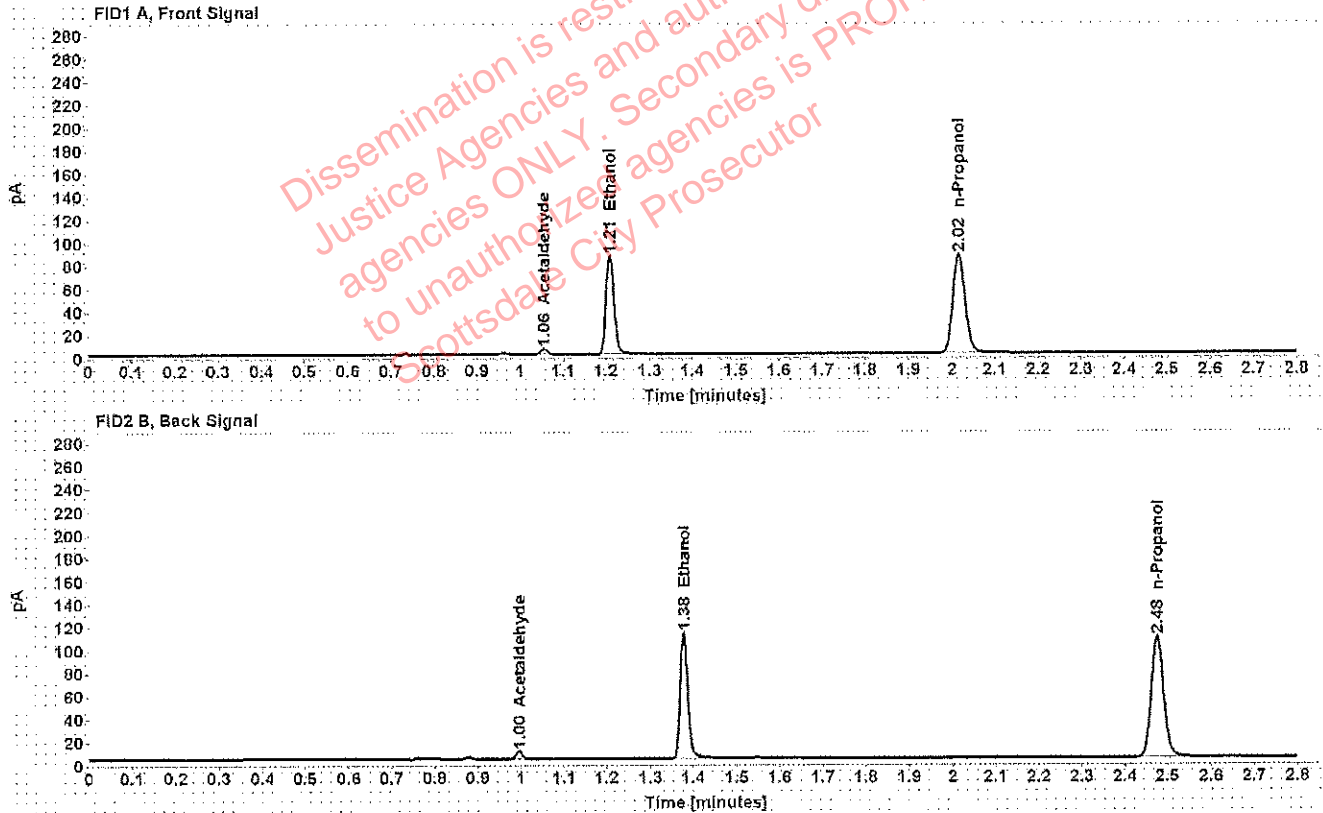


Table 1: FID 1 A (column DB-ALC1)

Compound	Amount (g/100mL)	Time (min)	Peak Area
Acetaldehyde	-----	1.055	4.738
>Ethanol	0.1790	1.209	109.134
n-Propanol	-----	2.016	171.303

Table 2: FID 2 B (column DB-ALC2)

Compound	Time (min)	Peak Area
Acetaldehyde	0.995	6.168
Ethanol	1.378	137.407
n-Propanol	2.476	213.801

Scottsdale Police Department Crime Lab Volatiles Analysis

Sample: [REDACTED]	Item number: 1231132
Injection date: 9/20/2018 5:03:20 PM	Vial: 25
Method: ethanol quant.M	Sequence: 20Sept18
Instrument: US14173023 CN14160045	Analyst: Adrian
Data file: C:\Chem32\1\Data\20Sept18\25.D	

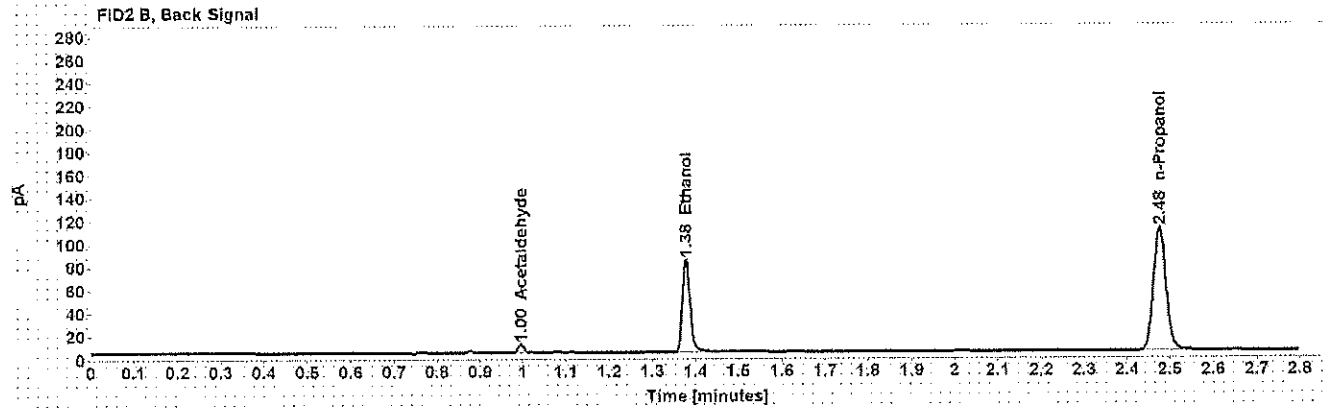
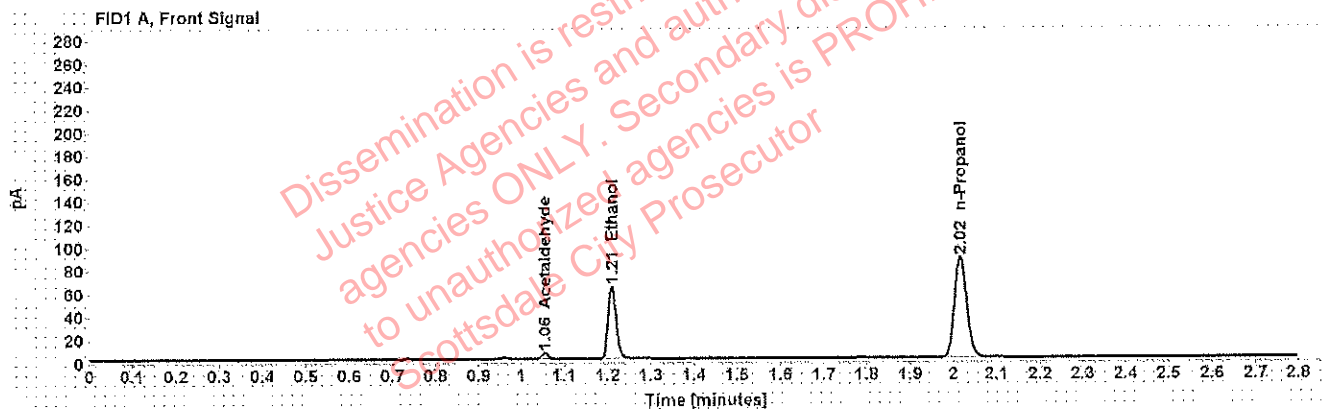


Table 1: FID 1 A (column DB-ALC1)

Compound	Amount (g/100mL)	Time (min)	Peak Area
Acetaldehyde	-----	1.055	5.181
>Ethanol	0.1295	1.210	80.169
n-Propanol	-----	2.016	174.251

Table 2: FID 2 B (column DB-ALC2)

Compound	Time (min)	Peak Area
Acetaldehyde	0.995	6.796
Ethanol	1.378	100.202
n-Propanol	2.476	217.815

Scottsdale Police Department Crime Lab Volatiles Analysis

Sample: [REDACTED]	Item number: 1231132
Injection date: 9/20/2018 5:07:20 PM	Vial: 26
Method: ethanol quant.M	Sequence: 20Sept18
Instrument: US14173023 CN14160045	Analyst: Adrian
Data file: C:\Chem32\1\Data\20Sept18\26.D	

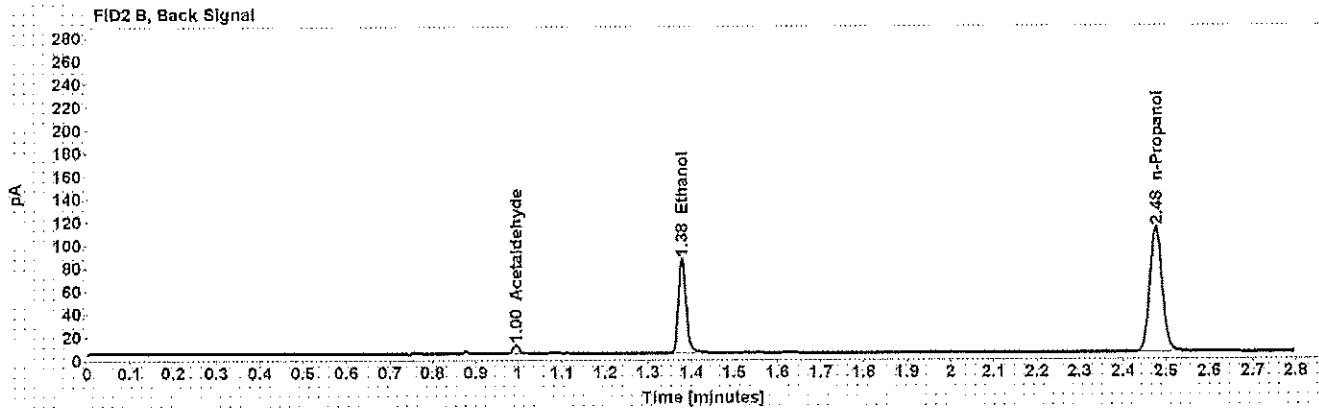
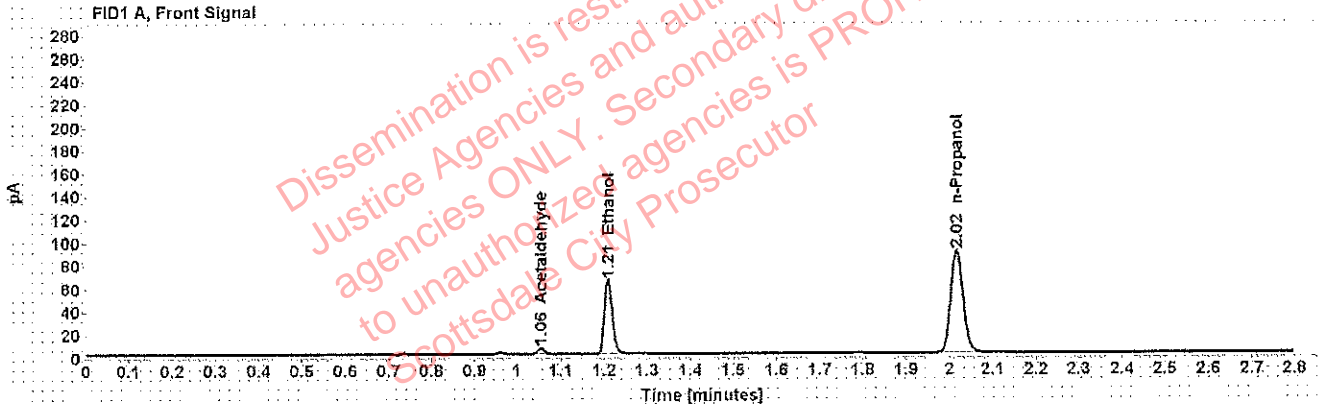


Table 1: FID 1 A (column DB-ALC1)

Compound	Amount (g/100mL)	Time (min)	Peak Area
Acetaldehyde	-----	1.055	5.199
>Ethanol	0.1299	1.210	81.557
n-Propanol	-----	2.017	176.667

Table 2: FID 2 B (column DB-ALC2)

Compound	Time (min)	Peak Area
Acetaldehyde	0.995	6.826
Ethanol	1.378	102.032
n-Propanol	2.476	220.789

Scottsdale Police Department Crime Lab Volatiles Analysis

Sample: [REDACTED]	Item number: 1230021
Injection date: 9/20/2018 5:11:20 PM	Vial: 27
Method: ethanol quant.M	Sequence: 20Sept18
Instrument: US14173023 CN14160045	Analyst: Adrian
Data file: C:\Chem32\1\Data\20Sept18\27.D	

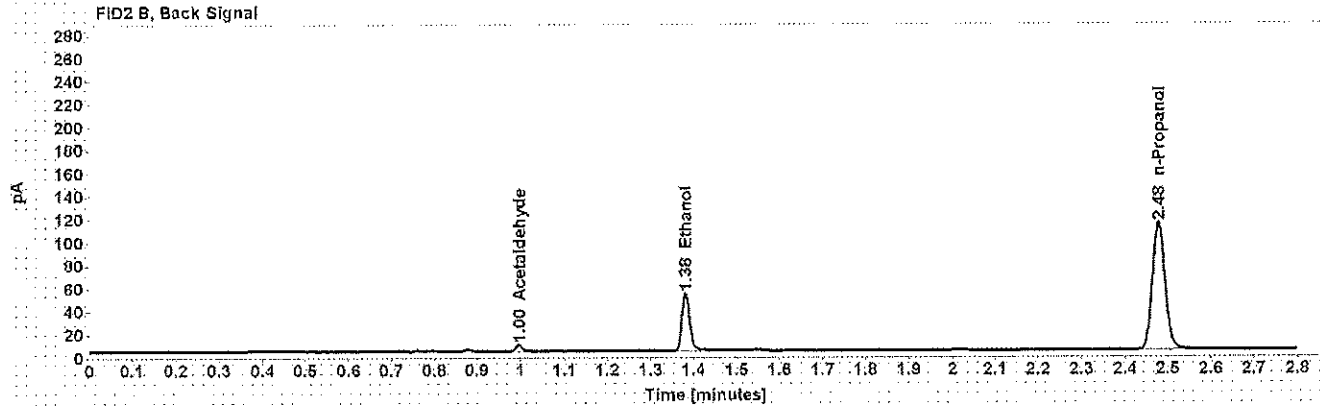
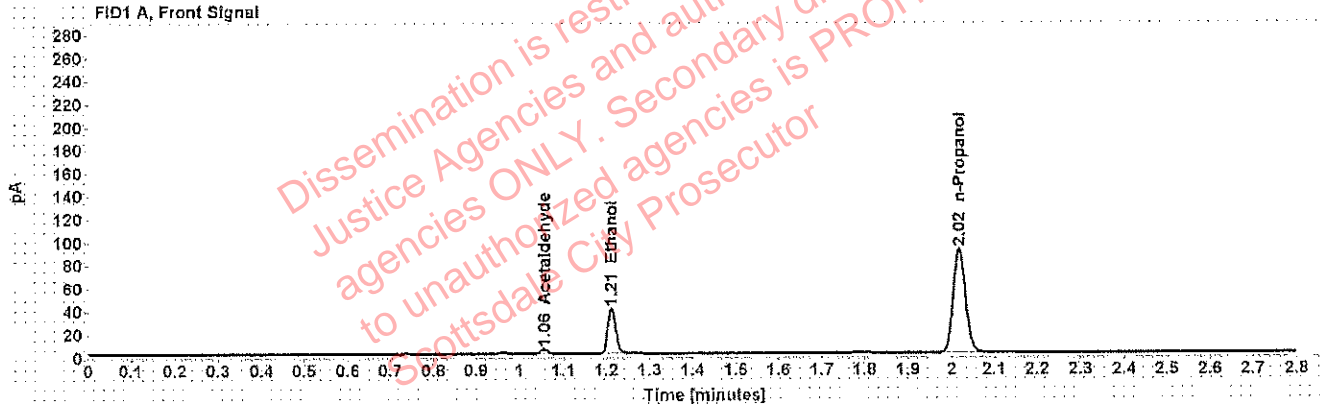


Table 1: FID 1 A (column DB-ALC1)

Compound	Amount (g/100mL)	Time (min)	Peak Area
Acetaldehyde	-----	1.056	4.025
>Ethanol	0.0789	1.212	50.210
n-Propanol	-----	2.018	179.824

Table 2: FID 2 B (column DB-ALC2)

Compound	Time (min)	Peak Area
Acetaldehyde	0.996	5.231
Ethanol	1.381	63.678
n-Propanol	2.478	224.716

Scottsdale Police Department Crime Lab Volatiles Analysis

Sample: [REDACTED]	Item number: 1230021
Injection date: 9/20/2018 5:15:20 PM	Vial: 28
Method: ethanol quant.M	Sequence: 20Sept18
Instrument: US14173023 CN14160045	Analyst: Adrian
Data file: C:\Chem32\1\Data\20Sept18\28.D	

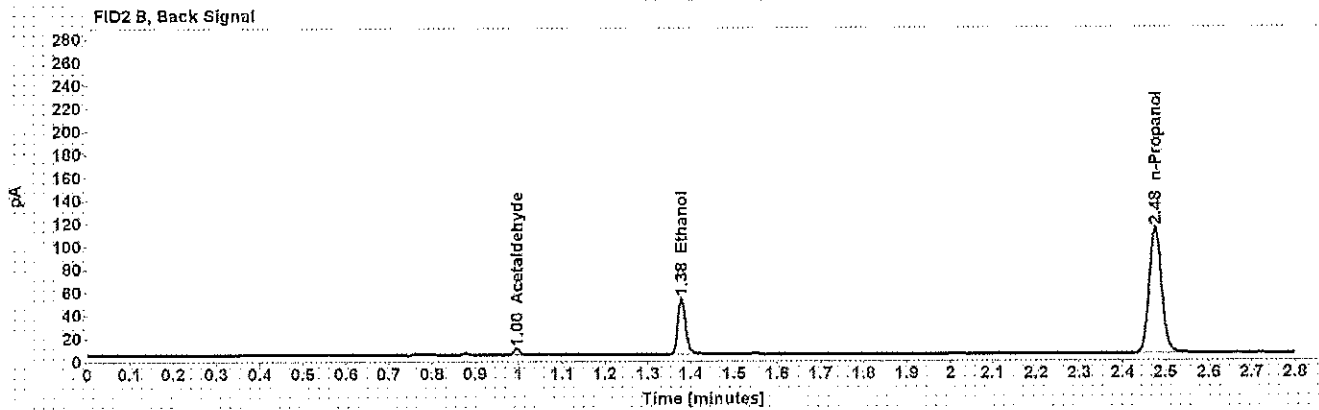
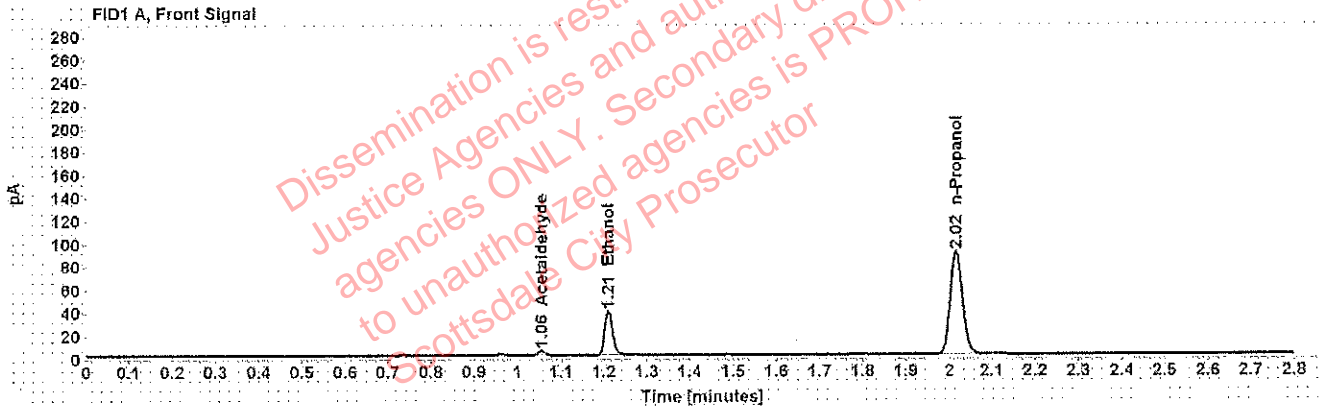


Table 1: FID 1 A (column DB-ALC1)

Compound	Amount (g/100mL)	Time (min)	Peak Area
Acetaldehyde	-----	1.055	3.876
>Ethanol	0.0772	1.210	48.644
n-Propanol	-----	2.016	177.893

Table 2: FID 2 B (column DB-ALC2)

Compound	Time (min)	Peak Area
Acetaldehyde	0.995	5.111
Ethanol	1.378	60.811
n-Propanol	2.476	222.040

Scottsdale Police Department Crime Lab Volatiles Analysis

Sample: [REDACTED]	Item number: 1230461
Injection date: 9/20/2018 5:19:20 PM	Vial: 29
Method: ethanol quant.M	Sequence: 20Sept18
Instrument: US14173023 CN14160045	Analyst: Adrian
Data file: C:\Chem32\1\Data\20Sept18\29.D	

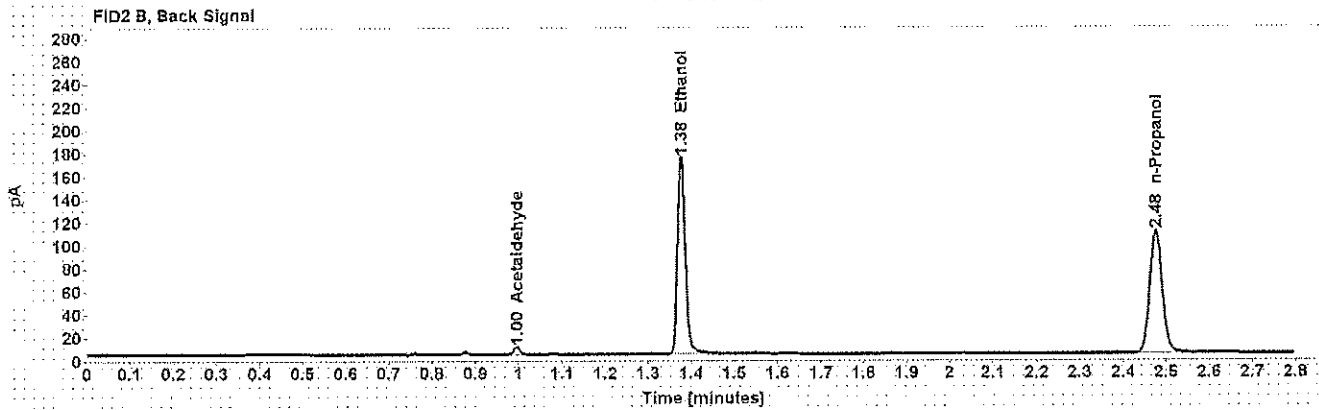
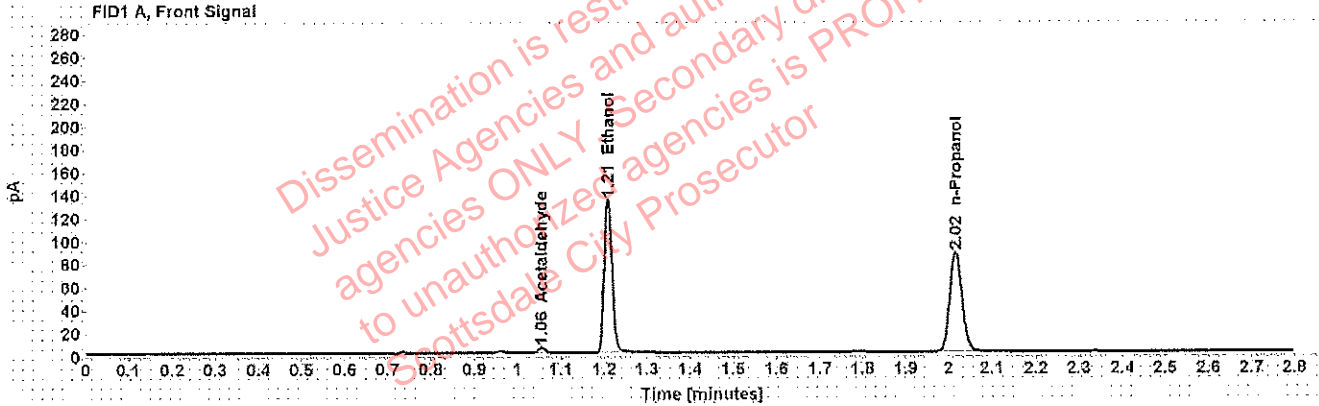


Table 1: FID 1 A (column DB-ALC1)

Compound	Amount (g/100mL)	Time (min)	Peak Area
Acetaldehyde	-----	1.055	4.545
>Ethanol	0.2750	1.209	169.219
n-Propanol	-----	2.016	172.645

Table 2: FID 2 B (column DB-ALC2)

Compound	Time (min)	Peak Area
Acetaldehyde	0.995	5.980
Ethanol	1.378	213.694
n-Propanol	2.476	215.805

Scottsdale Police Department Crime Lab Volatiles Analysis

Sample: [REDACTED]	Item number: 1230461
Injection date: 9/20/2018 5:23:20 PM	Vial: 30
Method: ethanol quant.M	Sequence: 20Sept18
Instrument: US14173023 CN14160045	Analyst: Adrian
Data file: C:\Chem32\1\Data\20Sept18\30.D	

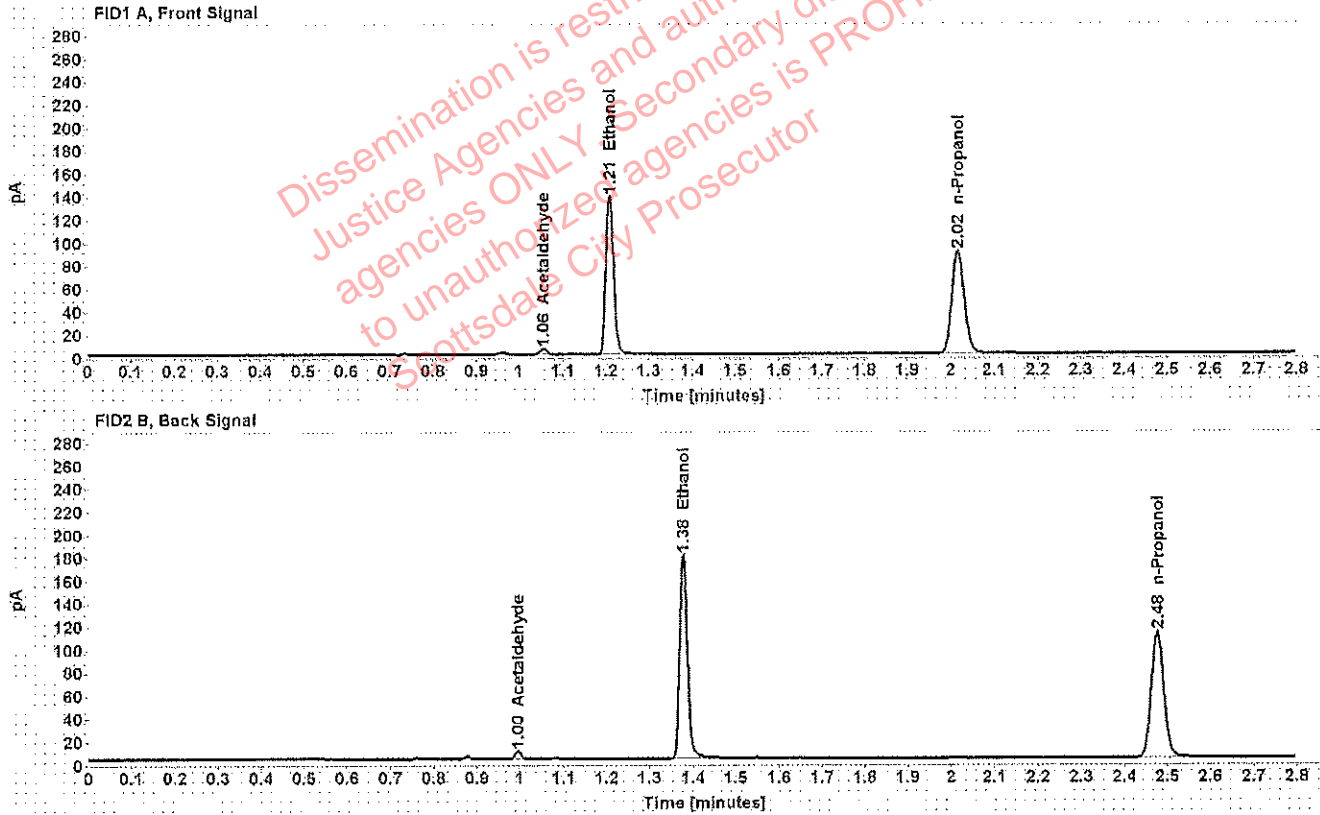


Table 1: FID 1 A (column DB-ALC1)

Compound	Amount (g/100mL)	Time (min)	Peak Area
Acetaldehyde	-----	1.055	4.706
>Ethanol	0.2764	1.209	174.935
n-Propanol	-----	2.017	177.550

Table 2: FID 2 B (column DB-ALC2)

Compound	Time (min)	Peak Area
Acetaldehyde	0.995	6.156
Ethanol	1.378	221.106
n-Propanol	2.476	221.860

Scottsdale Police Department Crime Lab Volatiles Analysis

Sample: [REDACTED]	Item number: 1230686
Injection date: 9/20/2018 5:31:35 PM	Vial: 32
Method: ethanol quant.M	Sequence: 20Sept18
Instrument: US14173023 CN14160045	Analyst: Adrian
Data file: C:\Chem32\1\Data\20Sept18\32.D	

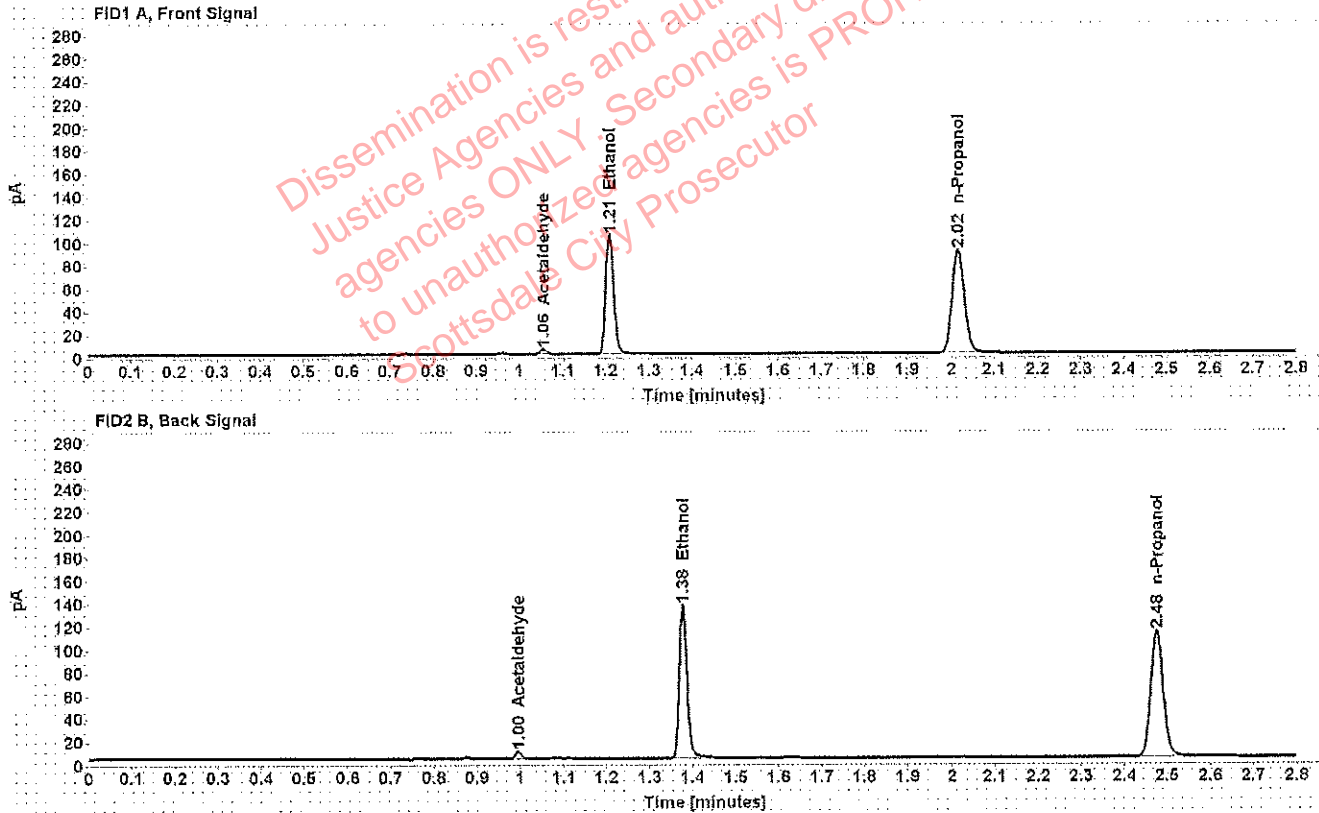


Table 1: FID 1 A (column DB-ALC1)

Compound	Amount (g/100mL)	Time (min)	Peak Area
Acetaldehyde	-----	1.055	4.262
>Ethanol	0.2078	1.209	131.966
n-Propanol	-----	2.016	178.304

Table 2: FID 2 B (column DB-ALC2)

Compound	Time (min)	Peak Area
Acetaldehyde	0.995	5.592
Ethanol	1.378	166.710
n-Propanol	2.476	222.576

Scottsdale Police Department Crime Lab Volatiles Analysis

Sample: [REDACTED]	Item number: 1230686
Injection date: 9/20/2018 5:35:35 PM	Vial: 33
Method: ethanol quant.M	Sequence: 20Sept18
Instrument: US14173023 CN14160045	Analyst: Adrian
Data file: C:\Chem32\1\Data\20Sept18\33.D	

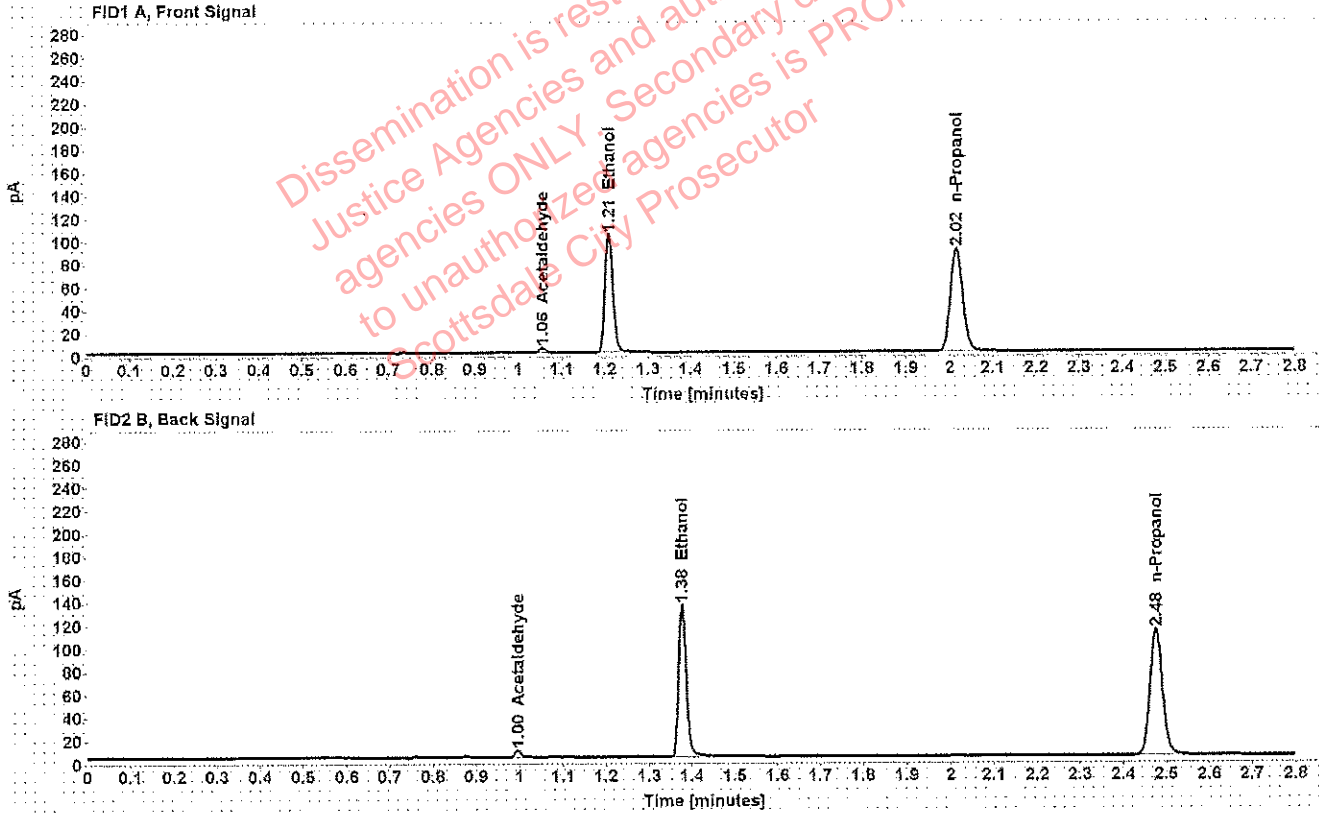


Table 1: FID 1 A (column DB-ALC1)

Compound	Amount (g/100mL)	Time (min)	Peak Area
Acetaldehyde	-----	1.055	4.177
>Ethanol	0.2067	1.209	131.270
n-Propanol	-----	2.016	178.329

Table 2: FID 2 B (column DB-ALC2)

Compound	Time (min)	Peak Area
Acetaldehyde	0.995	5.481
Ethanol	1.378	165.855
n-Propanol	2.476	222.593

Scottsdale Police Department Crime Lab Volatiles Analysis

Sample: [REDACTED]	Item number: 1198426
Injection date: 9/20/2018 5:39:35 PM	Vial: 34
Method: ethanol quant.M	Sequence: 20Sept18
Instrument: US14173023 CN14160045	Analyst: Adrian
Data file: C:\Chem32\1\Data\20Sept18\34.D	

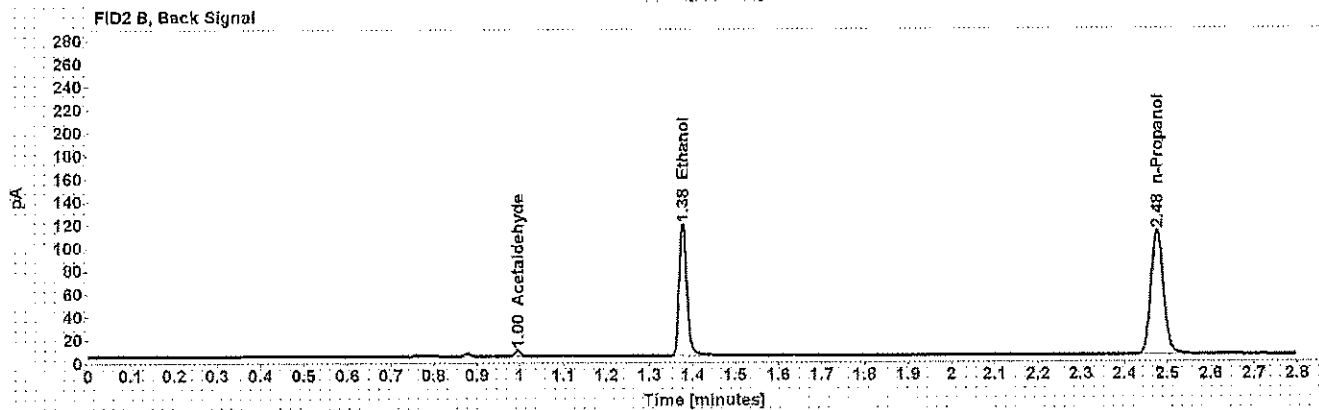
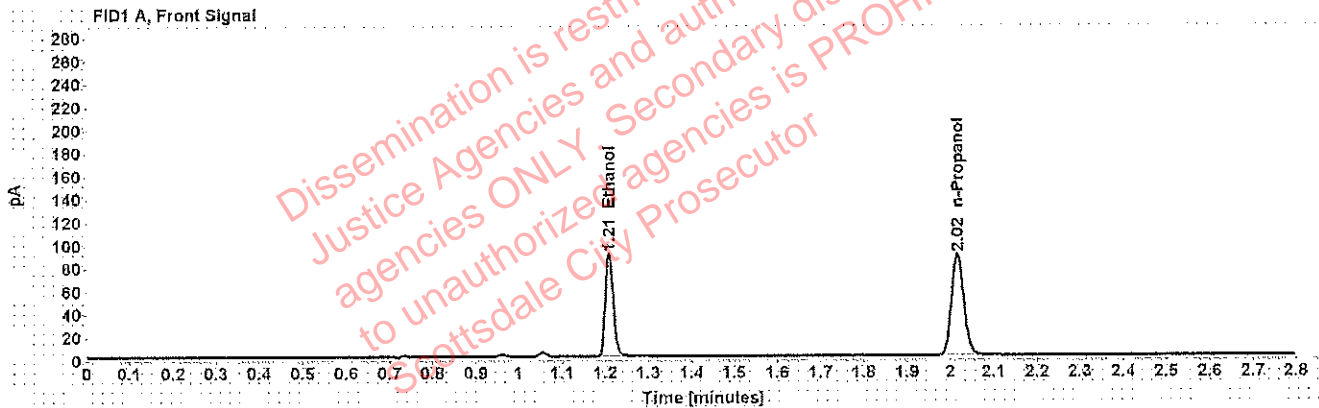


Table 1: FID 1 A (column DB-ALC1)

Compound	Amount (g/100mL)	Time (min)	Peak Area
>Ethanol	0.1823	1.209	114.100
n-Propanol	-----	2.016	175.859

Table 2: FID 2 B (column DB-ALC2)

Compound	Time (min)	Peak Area
Acetaldehyde	0.995	4.726
Ethanol	1.378	144.027
n-Propanol	2.476	219.756

Scottsdale Police Department Crime Lab Volatiles Analysis

Sample: [REDACTED]	Item number: 1198426
Injection date: 9/20/2018 5:43:35 PM	Vial: 35
Method: ethanol quant.M	Sequence: 20Sept18
Instrument: US14173023 CN14160045	Analyst: Adrian
Data file: C:\Chem32\1\Data\20Sept18\35.D	

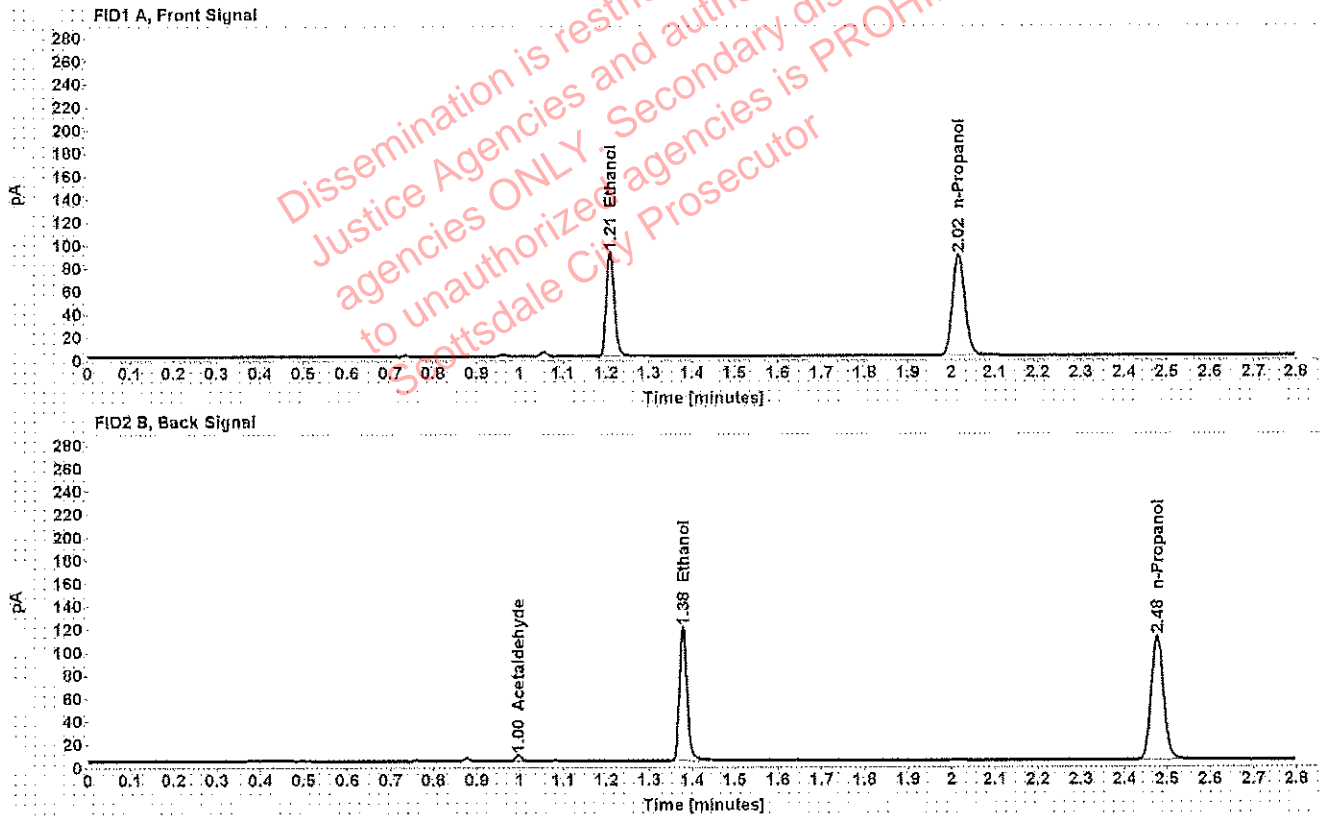


Table 1: FID 1 A (column DB-ALC1)

Compound	Amount (g/100mL)	Time (min)	Peak Area
>Ethanol	0.1843	1.210	115.120
n-Propanol	-----	2.017	175.518

Table 2: FID 2 B (column DB-ALC2)

Compound	Time (min)	Peak Area
Acetaldehyde	0.996	4.863
Ethanol	1.379	145.379
n-Propanol	2.477	219.362

Scottsdale Police Department Crime Lab Volatiles Analysis

Sample: [REDACTED]	Item number: 1204240
Injection date: 9/20/2018 5:47:35 PM	Vial: 36
Method: ethanol quant.M	Sequence: 20Sept18
Instrument: US14173023 CN14160045	Analyst: Adrian
Data file: C:\Chem32\1\Data\20Sept18\36.D	

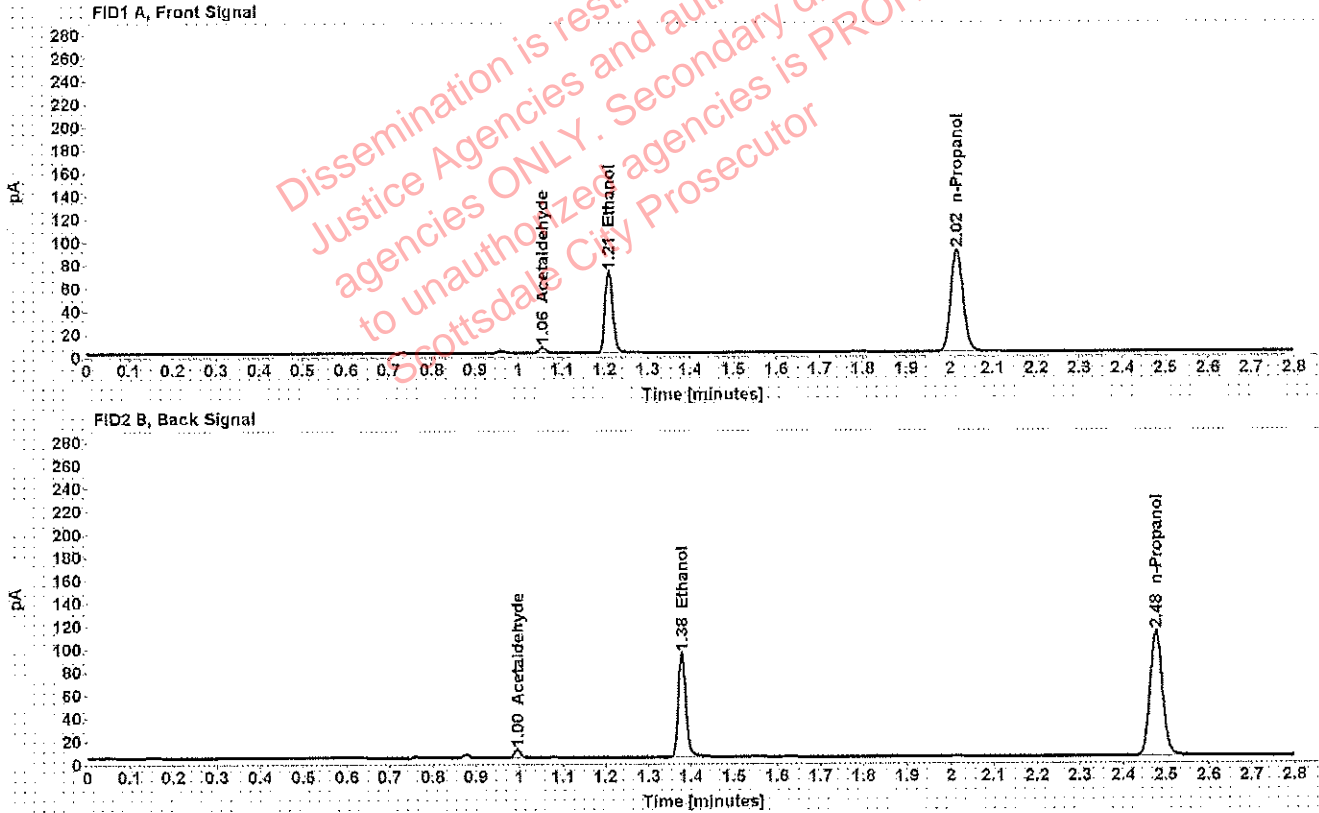


Table 1: FID 1 A (column DB-ALC1)

Compound	Amount (g/100mL)	Time (min)	Peak Area
Acetaldehyde	-----	1.055	5.173
>Ethanol	0.1427	1.210	89.917
n-Propanol	-----	2.016	177.247

Table 2: FID 2 B (column DB-ALC2)

Compound	Time (min)	Peak Area
Acetaldehyde	0.995	6.790
Ethanol	1.378	112.537
n-Propanol	2.476	221.534

Scottsdale Police Department Crime Lab Volatiles Analysis

Sample: [REDACTED]	Item number: 1204240
Injection date: 9/20/2018 5:51:50 PM	Vial: 37
Method: ethanol quant.M	Sequence: 20Sept18
Instrument: US14173023 CN14160045	Analyst: Adrian
Data file: C:\Chem32\1\Data\20Sept18\37.D	

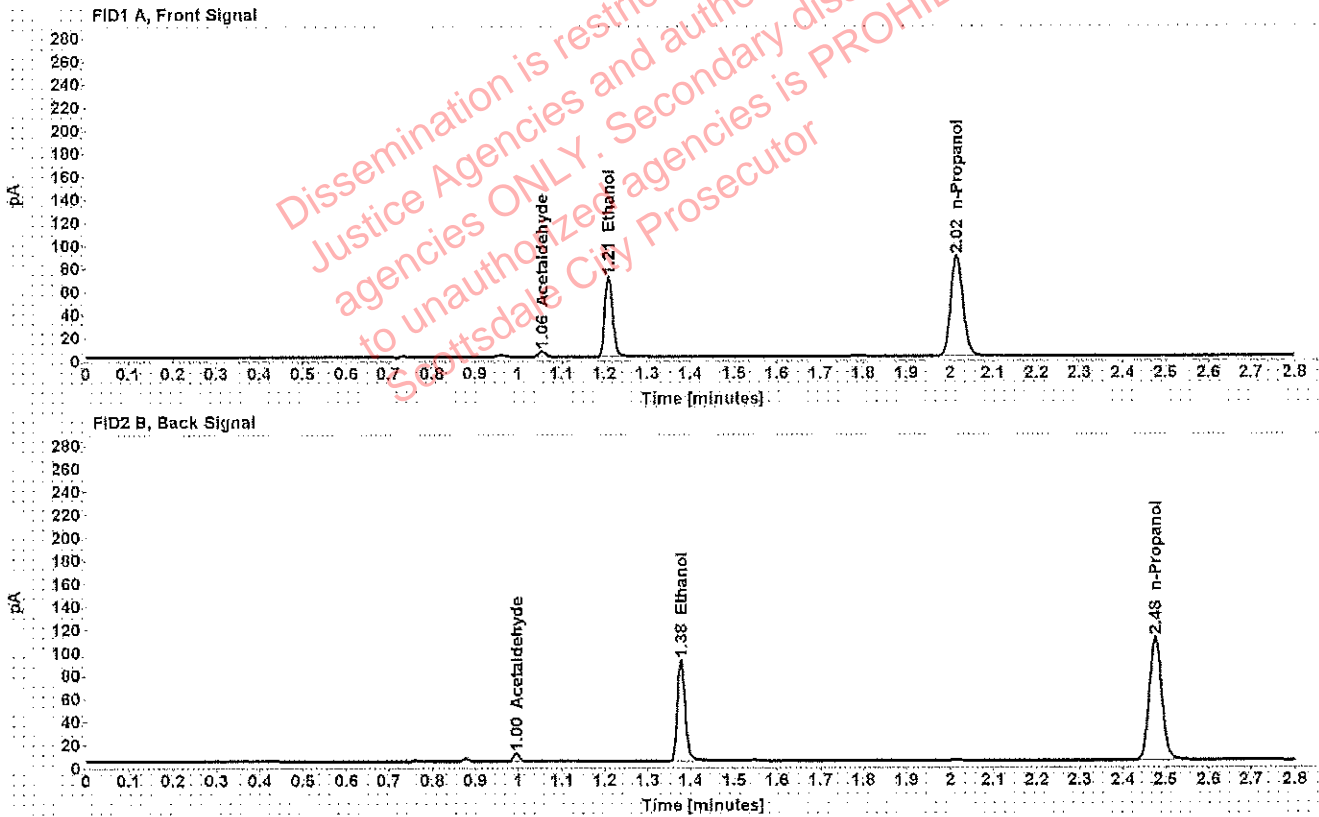


Table 1: FID 1 A (column DB-ALC1)

Compound	Amount (g/100mL)	Time (min)	Peak Area
Acetaldehyde	-----	1.055	5.028
>Ethanol	0.1422	1.210	88.101
n-Propanol	-----	2.016	174.310

Table 2: FID 2 B (column DB-ALC2)

Compound	Time (min)	Peak Area
Acetaldehyde	0.995	6.588
Ethanol	1.378	110.318
n-Propanol	2.478	217.718

Scottsdale Police Department Crime Lab Volatiles Analysis

Sample: [REDACTED]	Item number: 1213284
Injection date: 9/20/2018 5:55:50 PM	Vial: 38
Method: ethanol quant.M	Sequence: 20Sept18
Instrument: US14173023 CN14160045	Analyst: Adrian
Data file: C:\Chem32\1\Data\20Sept18\38.D	

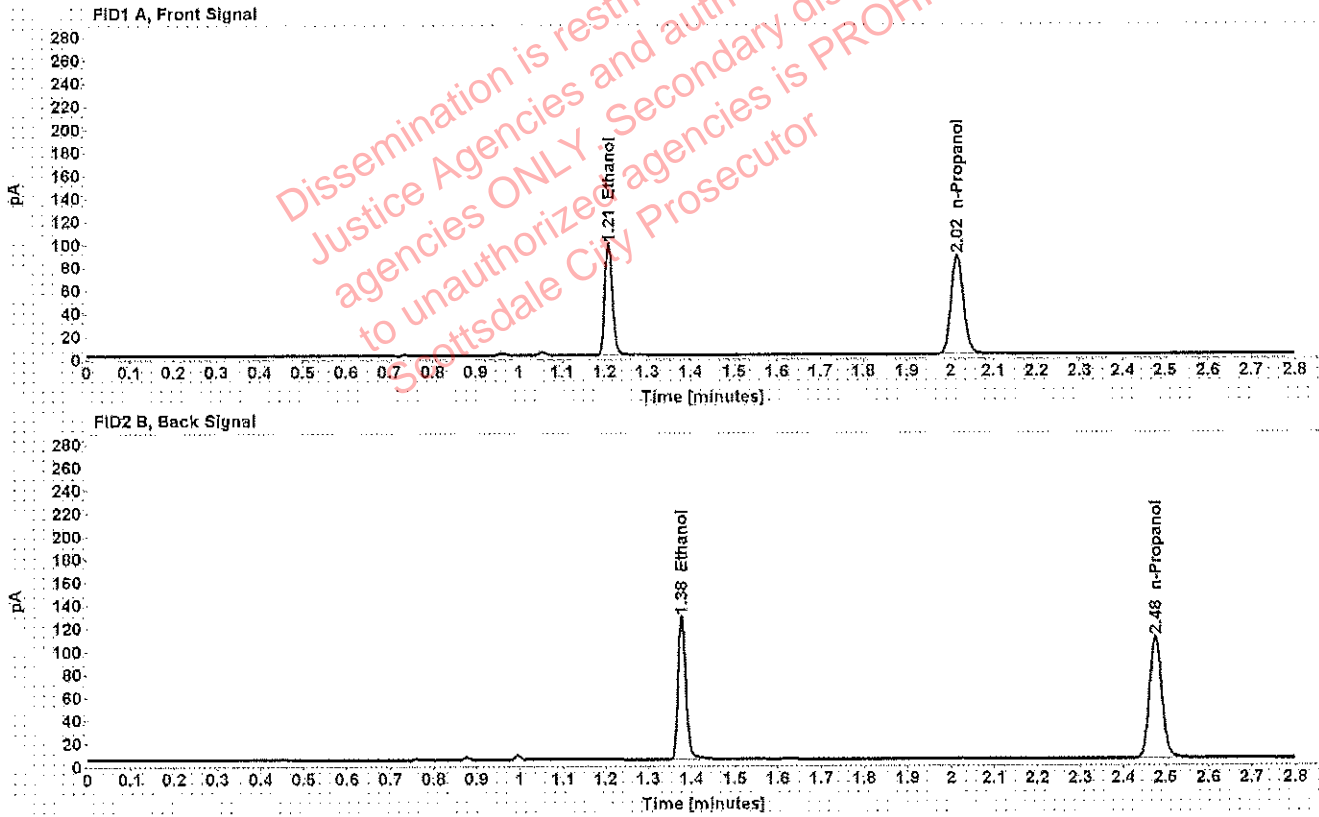


Table 1: FID 1 A (column DB-ALC1)

Compound	Amount (g/100mL)	Time (min)	Peak Area
>Ethanol	0.2011	1.209	123.225
n-Propanol	-----	2.016	172.066

Table 2: FID 2 B (column DB-ALC2)

Compound	Time (min)	Peak Area
Ethanol	1.378	155.640
n-Propanol	2.476	215.003

Scottsdale Police Department Crime Lab Volatiles Analysis

Sample: [REDACTED]	Item number: 1213284
Injection date: 9/20/2018 5:59:50 PM	Vial: 39
Method: ethanol quant.M	Sequence: 20Sept18
Instrument: US14173023 CN14160045	Analyst: Adrian
Data file: C:\Chem32\1\Data\20Sept18\39.D	

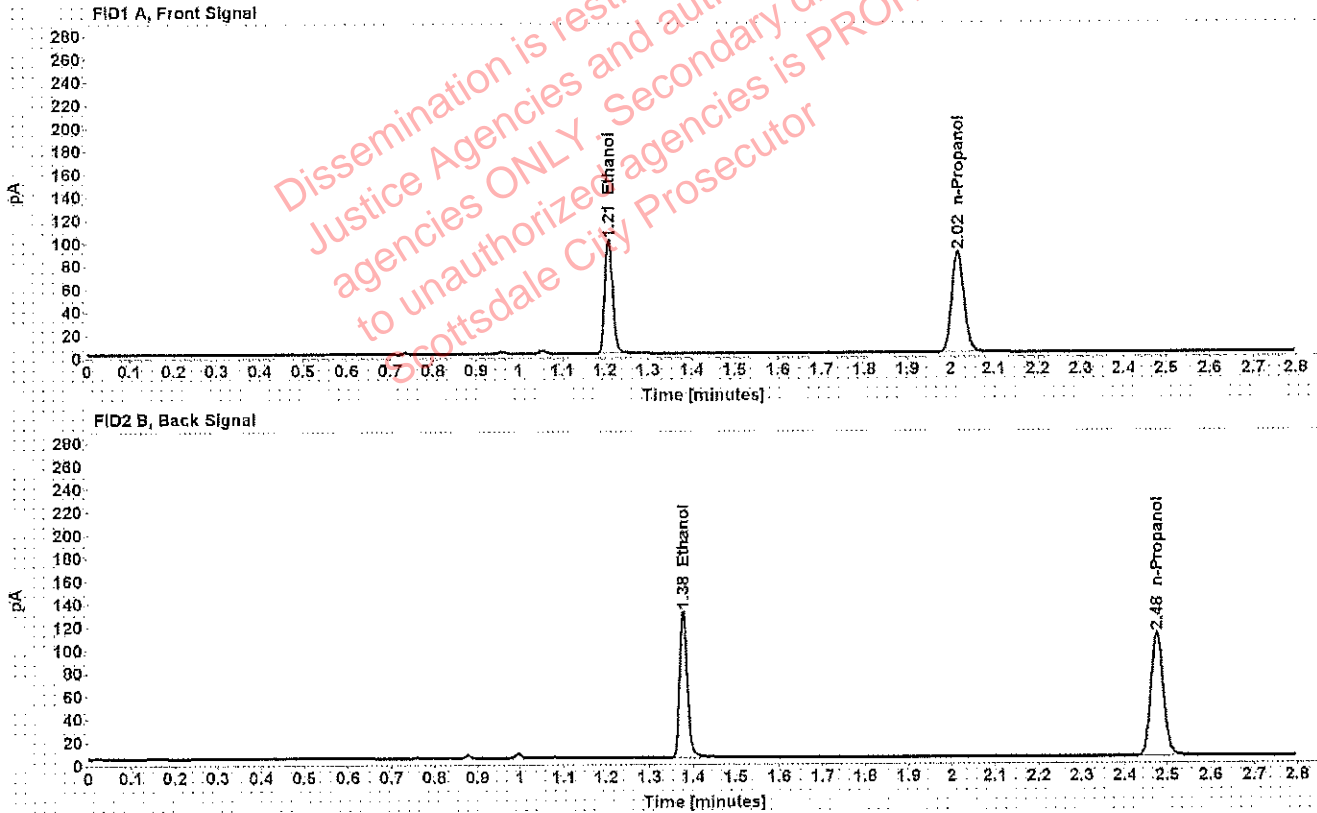


Table 1: FID 1 A (column DB-ALC1)

Compound	Amount (g/100mL)	Time (min)	Peak Area
>Ethanol	0.2025	1.209	125.875
n-Propanol	-----	2.016	174.578

Table 2: FID 2 B (column DB-ALC2)

Compound	Time (min)	Peak Area
Ethanol	1.378	159.205
n-Propanol	2.476	217.950

Scottsdale Police Department Crime Lab Volatiles Analysis

Sample: [REDACTED]	Item number: 1205614
Injection date: 9/20/2018 6:03:50 PM	Vial: 40
Method: ethanol quant.M	Sequence: 20Sept18
Instrument: US14173023 CN14160045	Analyst: Adrian
Data file: C:\Chem32\1\Data\20Sept18\40.D	

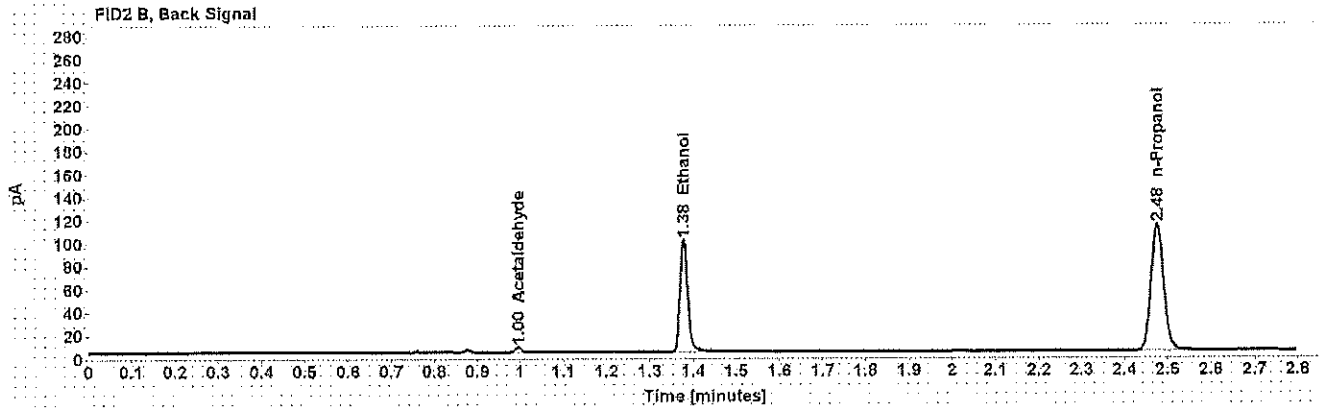
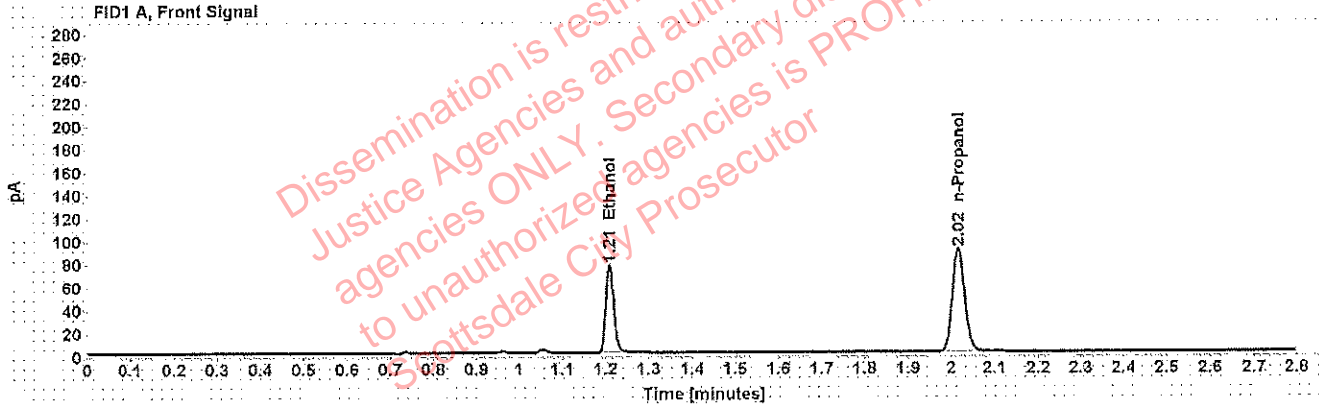


Table 1: FID 1 A (column DB-ALC1)

Compound	Amount (g/100mL)	Time (min)	Peak Area
>Ethanol	0.1526	1.210	96.849
n-Propanol	-----	2.016	178.450

Table 2: FID 2 B (column DB-ALC2)

Compound	Time (min)	Peak Area
Acetaldehyde	0.995	3.996
Ethanol	1.378	121.965
n-Propanol	2.476	223.300

Scottsdale Police Department Crime Lab Volatiles Analysis

Sample: [REDACTED]	Item number: 1205614
Injection date: 9/20/2018 6:07:49 PM	Vial: 41
Method: ethanol quant.M	Sequence: 20Sept18
Instrument: US14173023 CN14160045	Analyst: Adrian
Data file: C:\Chem32\1\Data\20Sept18\41.D	

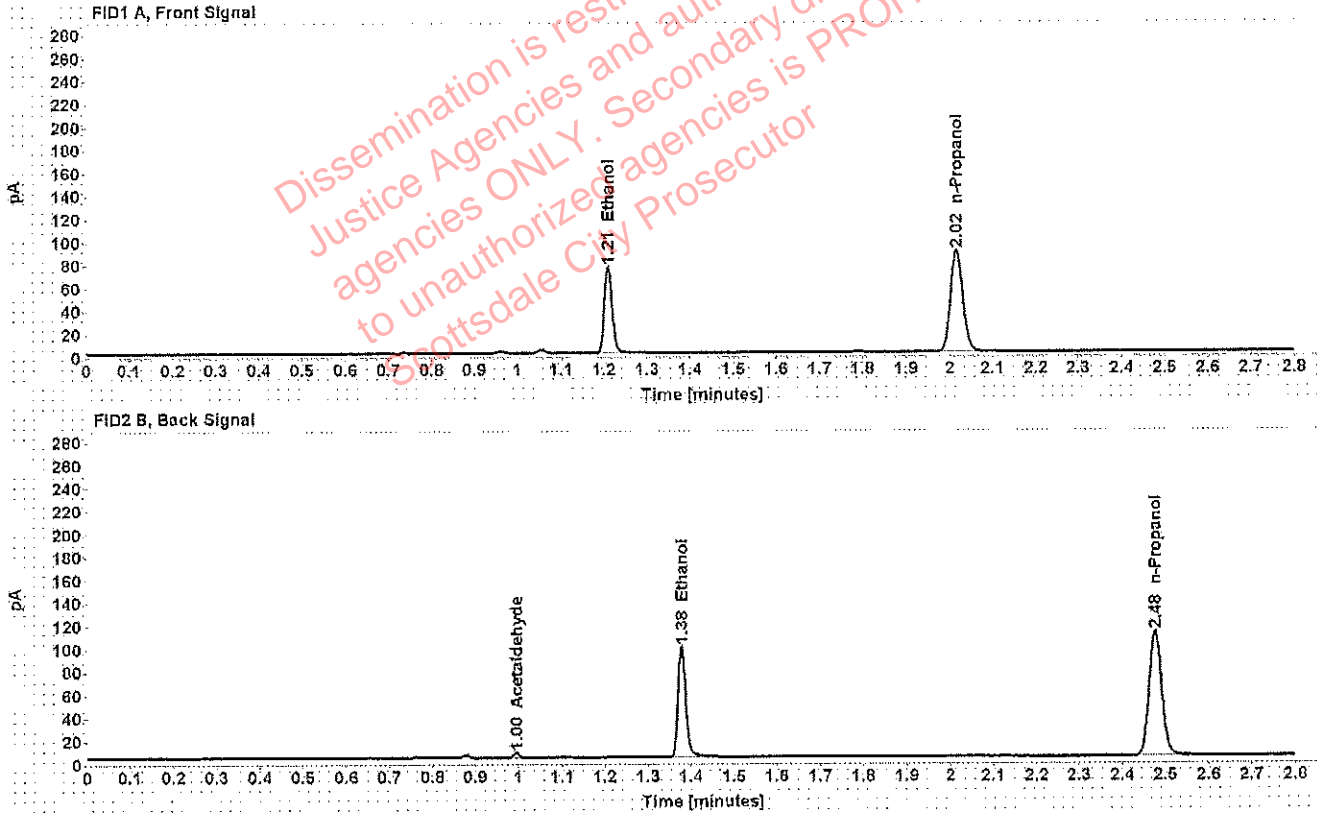


Table 1: FID 1 A (column DB-ALC1)

Compound	Amount (g/100mL)	Time (min)	Peak Area
>Ethanol	0.1523	1.210	95.499
n-Propanol	-----	2.016	176.261

Table 2: FID 2 B (column DB-ALC2)

Compound	Time (min)	Peak Area
Acetaldehyde	0.995	4.039
Ethanol	1.378	120.400
n-Propanol	2.476	220.938

Scottsdale Police Department Crime Lab Volatiles Analysis

Sample: [REDACTED]	Item number: 1231195
Injection date: 9/20/2018 6:16:05 PM	Vial: 43
Method: ethanol quant.M	Sequence: 20Sept18
Instrument: US14173023 CN14160045	Analyst: Adrian
Data file: C:\Chem32\1\Data\20Sept18\43.D	

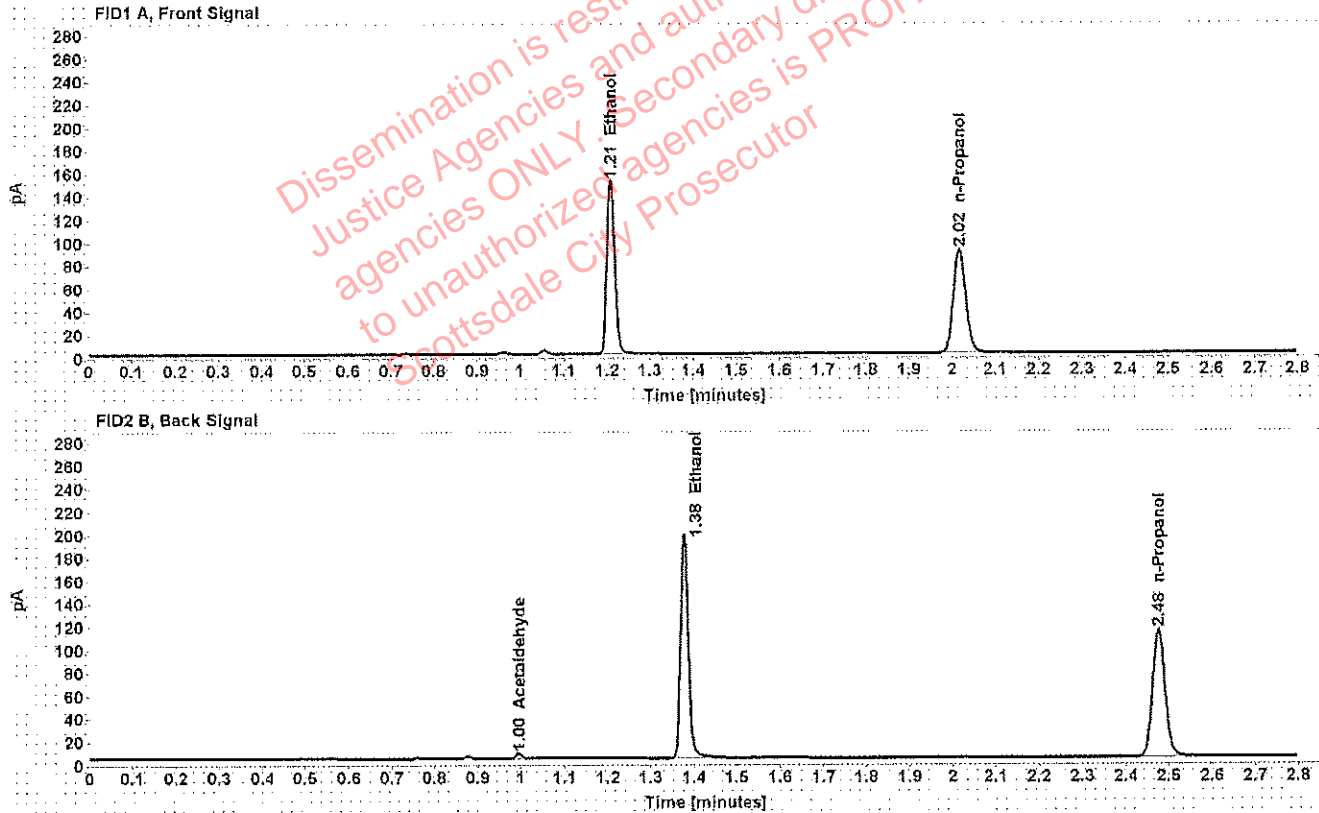


Table 1: FID 1 A (column DB-ALC1)

Compound	Amount (g/100mL)	Time (min)	Peak Area
>Ethanol	0.2984	1.209	191.587
n-Propanol	-----	2.016	180.111

Table 2: FID 2 B (column DB-ALC2)

Compound	Time (min)	Peak Area
Acetaldehyde	0.995	4.182
Ethanol	1.378	242.395
n-Propanol	2.476	225.005

Scottsdale Police Department Crime Lab Volatiles Analysis

Sample: [REDACTED]	Item number: 1231195
Injection date: 9/20/2018 6:20:05 PM	Vial: 44
Method: ethanol quant.M	Sequence: 20Sept18
Instrument: US14173023 CN14160045	Analyst: Adrian
Data file: C:\Chem32\1\Data\20Sept18\44.D	

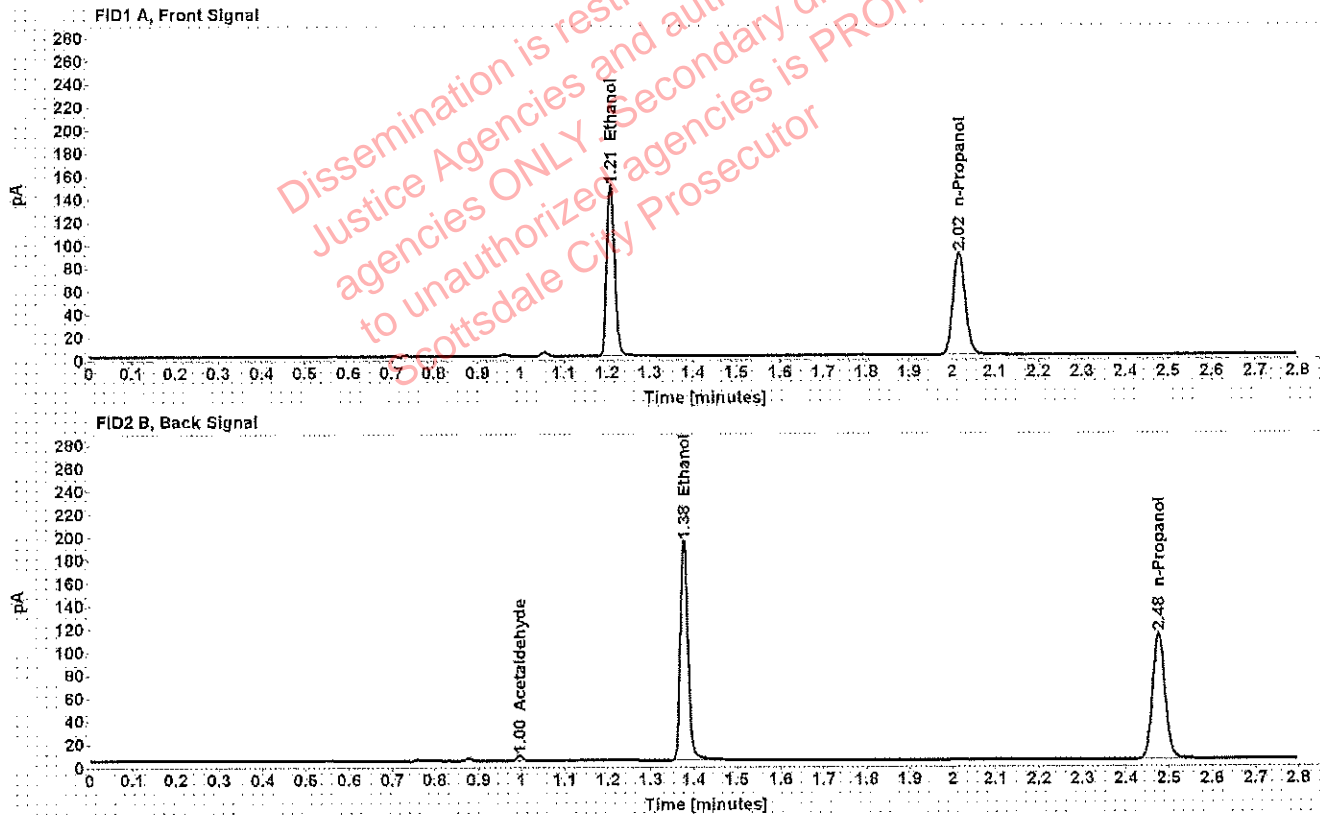


Table 1: FID 1 A (column DB-ALC1)

Compound	Amount (g/100mL)	Time (min)	Peak Area
>Ethanol	0.2974	1.209	188.107
n-Propanol	-----	2.016	177.428

Table 2: FID 2 B (column DB-ALC2)

Compound	Time (min)	Peak Area
Acetaldehyde	0.995	4.240
Ethanol	1.377	237.997
n-Propanol	2.476	221.732

Scottsdale Police Department Crime Lab Volatiles Analysis

Sample: [REDACTED]	Item number: 1231755
Injection date: 9/20/2018 6:24:05 PM	Vial: 45
Method: ethanol quant.M	Sequence: 20Sept18
Instrument: US14173023 CN14160045	Analyst: Adrian
Data file: C:\Chem3211\Data\20Sept18\45.D	

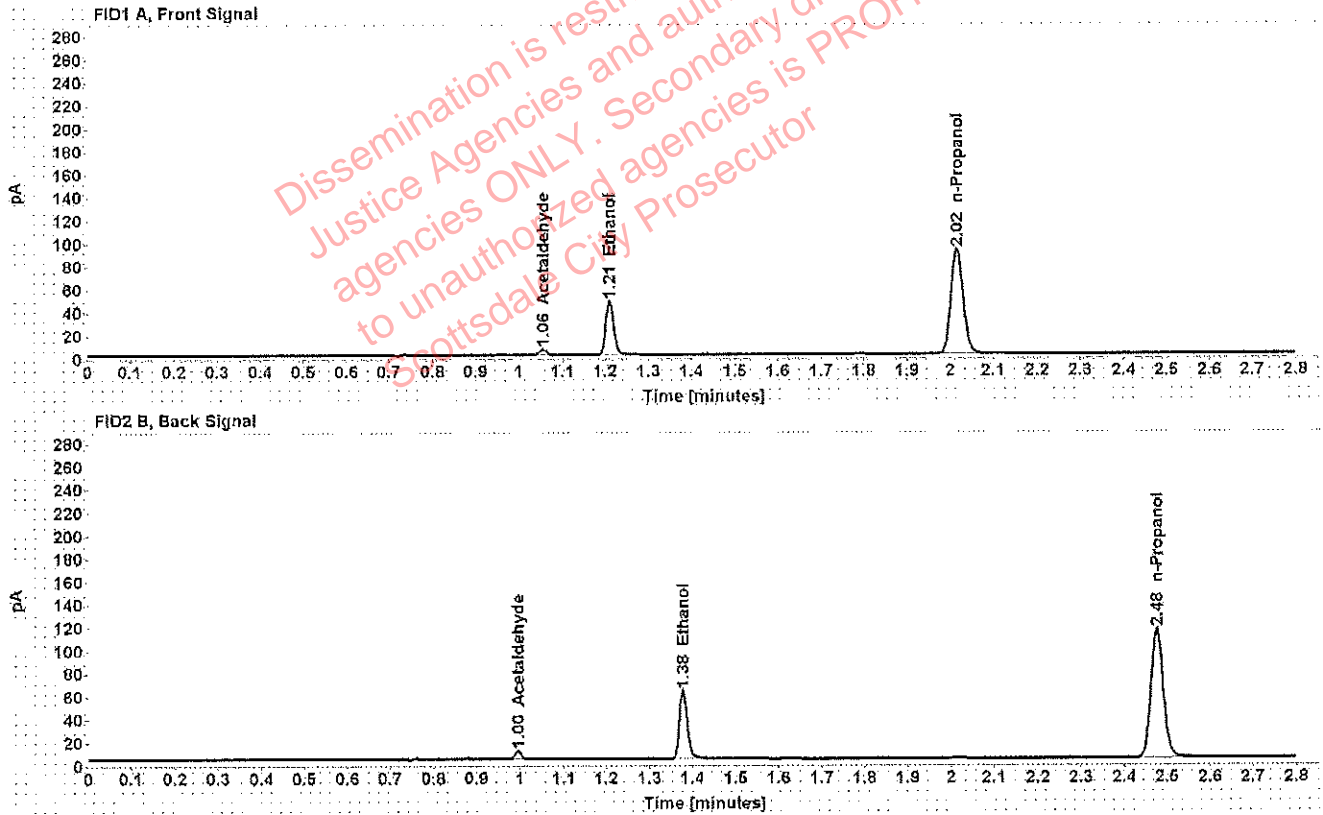


Table 1: FID 1 A (column DB-ALC1)

Compound	Amount (g/100mL)	Time (min)	Peak Area
Acetaldehyde	-----	1.055	5.237
>Ethanol	0.0919	1.210	59.210
n-Propanol	-----	2.016	181.662

Table 2: FID 2 B (column DB-ALC2)

Compound	Time (min)	Peak Area
Acetaldehyde	0.995	6.880
Ethanol	1.378	74.164
n-Propanol	2.476	227.343

Scottsdale Police Department Crime Lab Volatiles Analysis

Sample: [REDACTED]	Item number: 1231755
Injection date: 9/20/2018 6:28:05 PM	Vial: 46
Method: ethanol quant.M	Sequence: 20Sept18
Instrument: US14173023 CN14160045	Analyst: Adrian
Data file: C:\Chem32\1\Data\20Sept18\46.D	

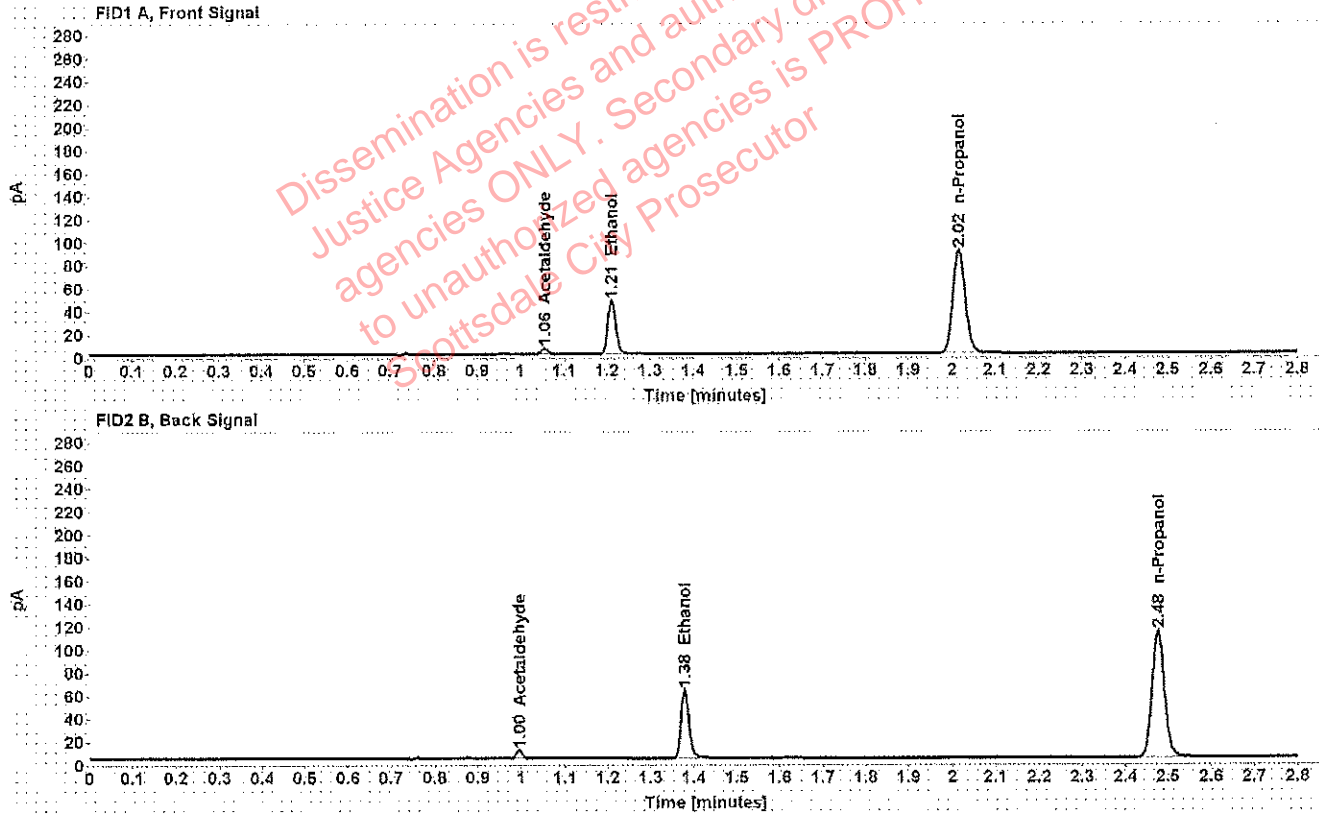


Table 1: FID 1 A (column DB-ALC1)

Compound	Amount (g/100mL)	Time (min)	Peak Area
Acetaldehyde	-----	1.055	5.206
>Ethanol	0.0930	1.210	59.112
n-Propanol	-----	2.017	179.266

Table 2: FID 2 B (column DB-ALC2)

Compound	Time (min)	Peak Area
Acetaldehyde	0.995	6.796
Ethanol	1.379	74.120
n-Propanol	2.476	224.544

Scottsdale Police Department Crime Lab Volatiles Analysis

Sample: [REDACTED]	Item number: 1231544
Injection date: 9/20/2018 6:36:05 PM	Vial: 48
Method: ethanol quant.M	Sequence: 20Sept18
Instrument: US14173023 CN14160045	Analyst: Adrian
Data file: C:\Chem32\1\Data\20Sept18\48.D	

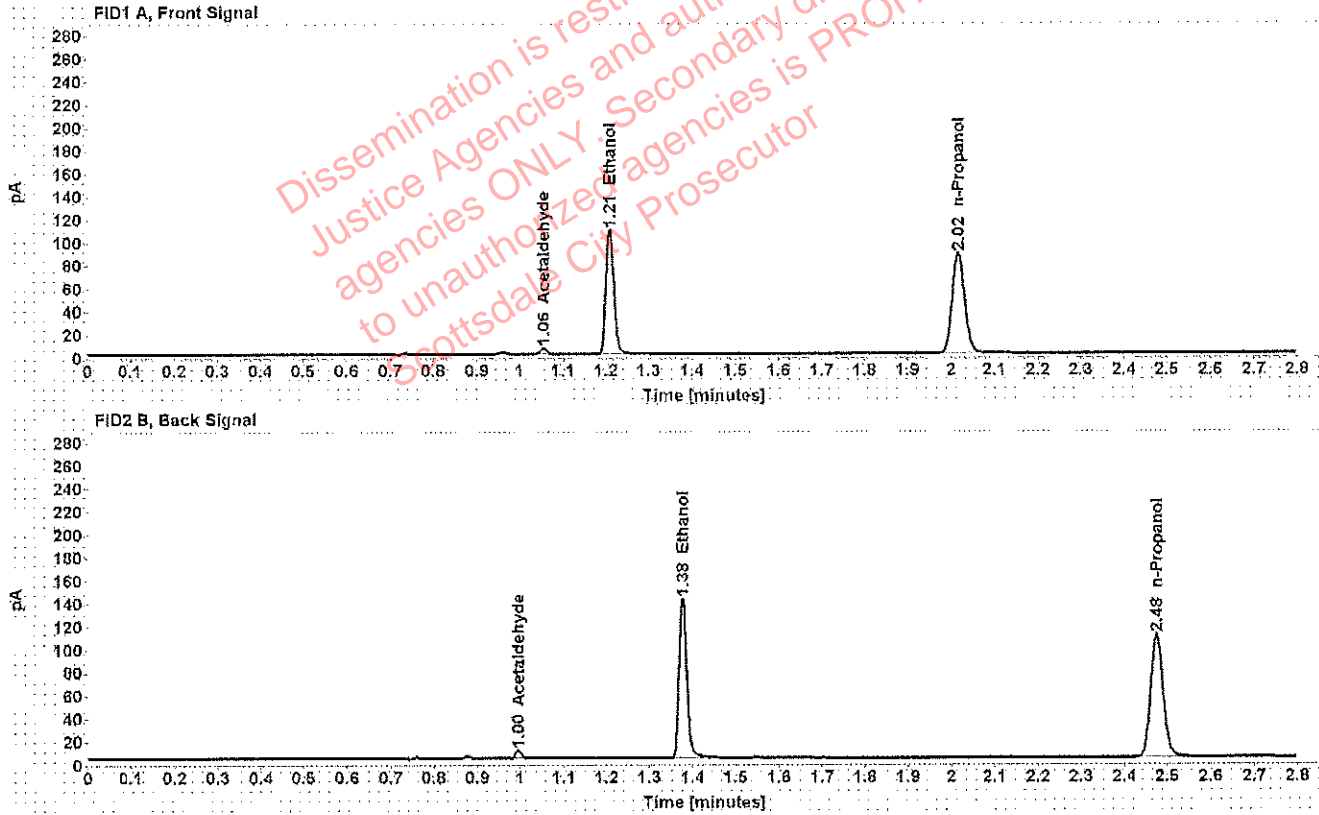


Table 1: FID 1 A (column DB-ALC1)

Compound	Amount (g/100mL)	Time (min)	Peak Area
Acetaldehyde	-----	1.055	4.935
>Ethanol	0.2225	1.209	137.102
n-Propanol	-----	2.016	172.993

Table 2: FID 2 B (column DB-ALC2)

Compound	Time (min)	Peak Area
Acetaldehyde	0.995	6.512
Ethanol	1.377	173.560
n-Propanol	2.476	216.598

Scottsdale Police Department Crime Lab Volatiles Analysis

Sample: [REDACTED]	Item number: 1231544
Injection date: 9/20/2018 6:32:05 PM	Vial: 47
Method: ethanol quant.M	Sequence: 20Sept18
Instrument: US14173023 CN14160045	Analyst: Adrian
Data file: C:\Chem32\1\Data\20Sept18\47.D	

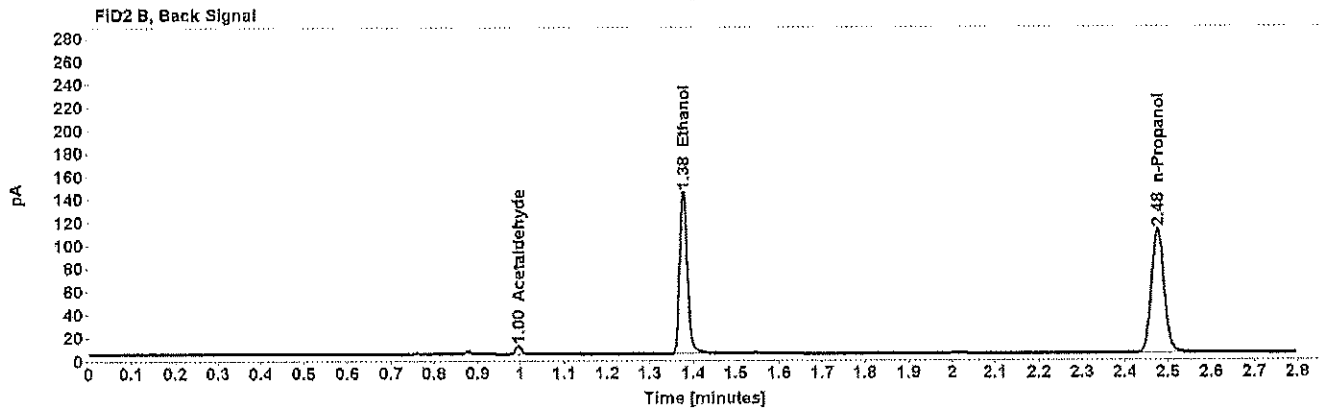
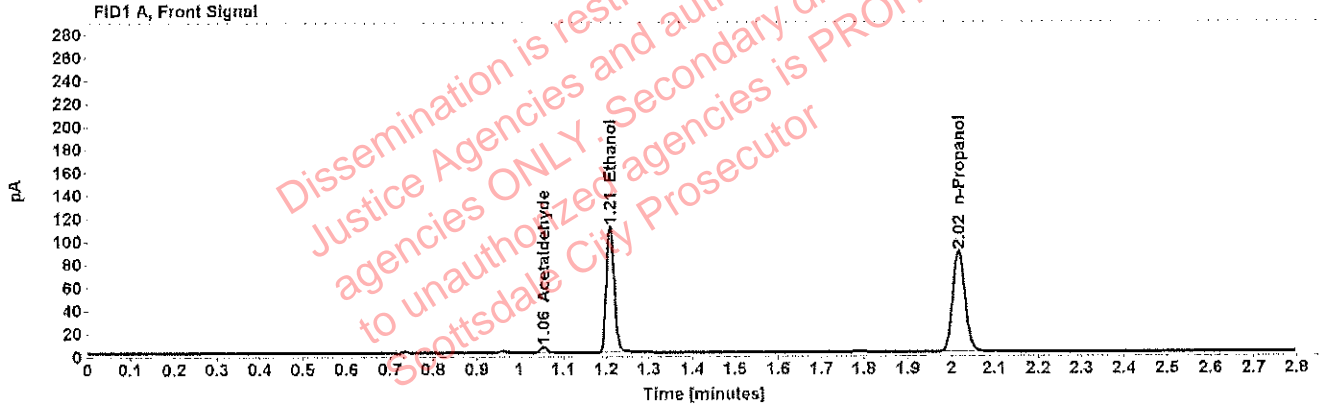


Table 1: FID 1 A (column DB-ALC1)

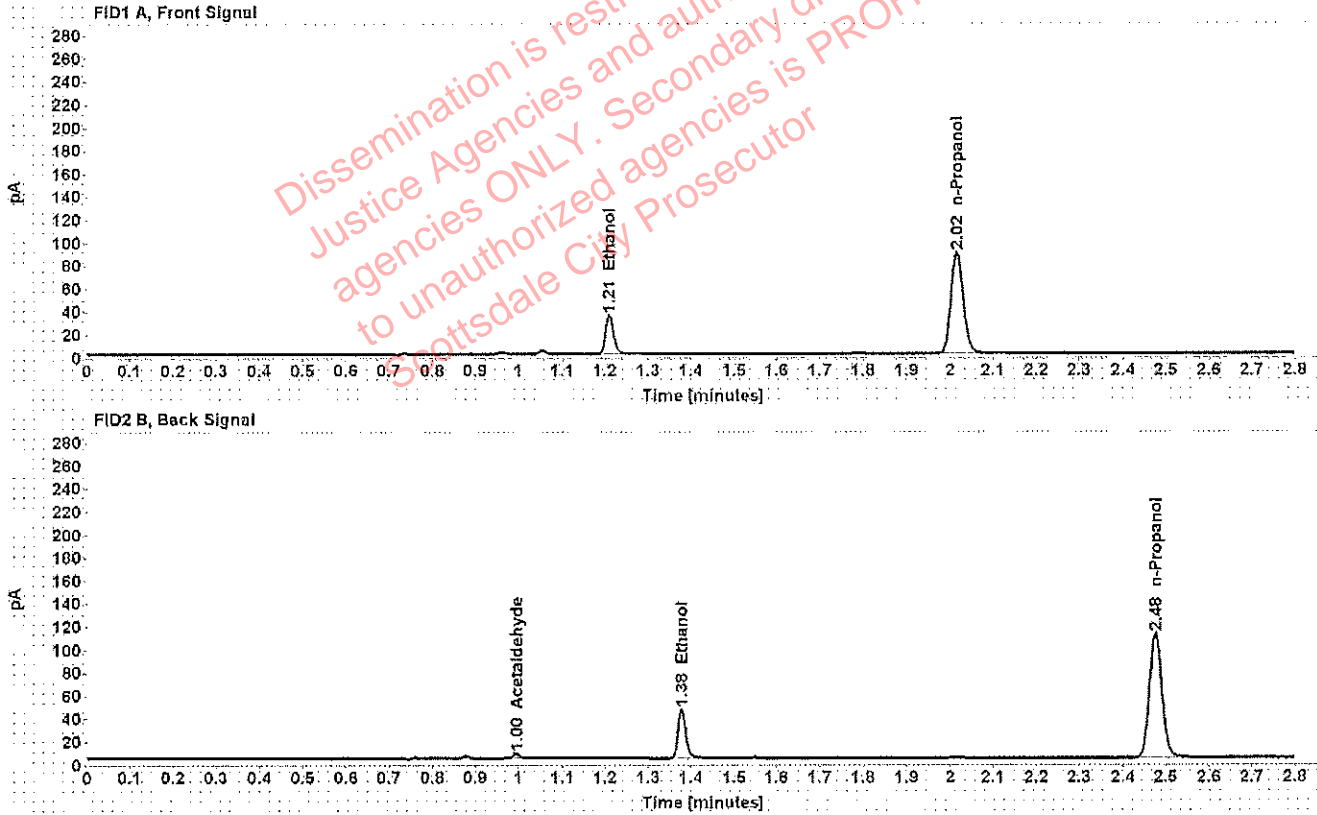
Compound	Amount (g/100mL)	Time (min)	Peak Area
Acetaldehyde	-----	1.055	4.979
>Ethanol	0.2241	1.209	139.144
n-Propanol	-----	2.016	174.337

Table 2: FID 2 B (column DB-ALC2)

Compound	Time (min)	Peak Area
Acetaldehyde	0.995	6.538
Ethanol	1.378	176.034
n-Propanol	2.478	218.430

Scottsdale Police Department Crime Lab Volatiles Analysis

Sample: [REDACTED]	Item number: 1235613
Injection date: 9/20/2018 6:40:20 PM	Vial: 49
Method: ethanol quant.M	Sequence: 20Sept18
Instrument: US14173023 CN14160045	Analyst: Adrian
Data file: C:\Chem32\1\Data\20Sept18\49.D	



Dissemination is restricted to Criminal Justice Agencies and authorized NOA-CJ agencies ONLY. Secondary dissemination to unauthorized agencies is PROHIBITED. Scottsdale City Prosecutor

Table 1: FID 1 A (column DB-ALC1)

Compound	Amount (g/100mL)	Time (min)	Peak Area
>Ethanol	0.0693	1.210	43.112
n-Propanol	-----	2.016	175.793

Table 2: FID 2 B (column DB-ALC2)

Compound	Time (min)	Peak Area
Acetaldehyde	0.995	4.035
Ethanol	1.378	53.814
n-Propanol	2.476	219.977

Scottsdale Police Department Crime Lab Volatiles Analysis

Sample: [REDACTED]	Item number: 1235613
Injection date: 9/20/2018 6:44:20 PM	Vial: 50
Method: ethanol quant.M	Sequence: 20Sept18
Instrument: US14173023 CN14160045	Analyst: Adrian
Data file: C:\Chem32\1\Data\20Sept18\50.D	

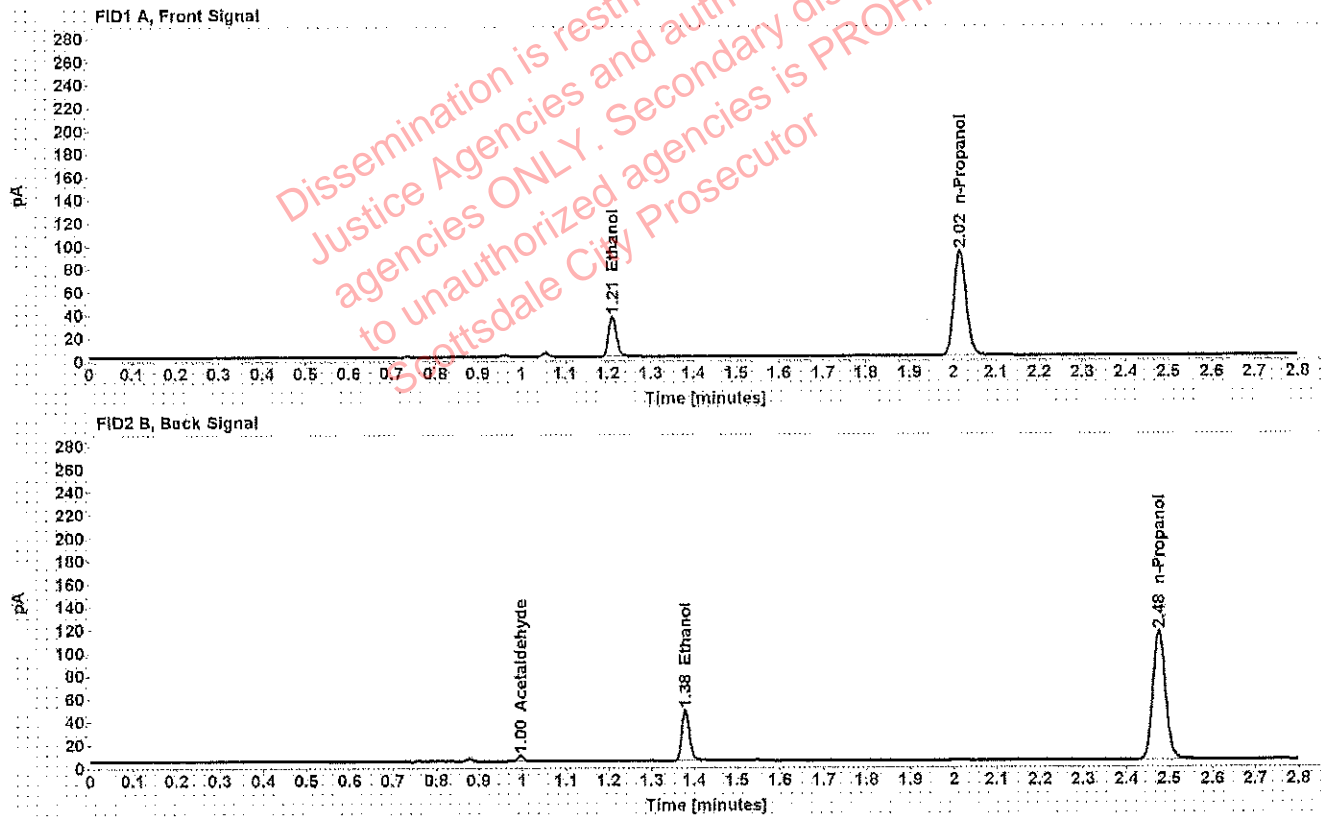


Table 1: FID 1 A (column DB-ALC1)

Compound	Amount (g/100mL)	Time (min)	Peak Area
>Ethanol	0.0689	1.210	44.453
n-Propanol	-----	2.016	182.454

Table 2: FID 2 B (column DB-ALC2)

Compound	Time (min)	Peak Area
Acetaldehyde	0.995	4.372
Ethanol	1.379	55.639
n-Propanol	2.476	228.347

Scottsdale Police Department Crime Lab Volatiles Analysis

Sample: [REDACTED]	Item number: 1234123
Injection date: 9/20/2018 6:48:20 PM	Vial: 51
Method: ethanol quant.M	Sequence: 20Sept18
Instrument: US14173023 CN14160045	Analyst: Adrian
Data file: C:\Chem32\1\Data\20Sept18\51.D	

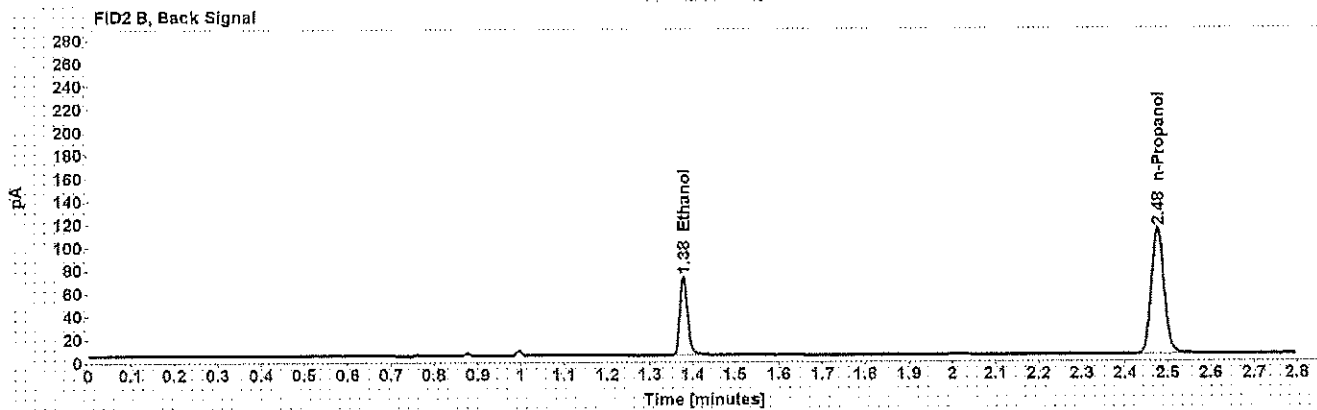
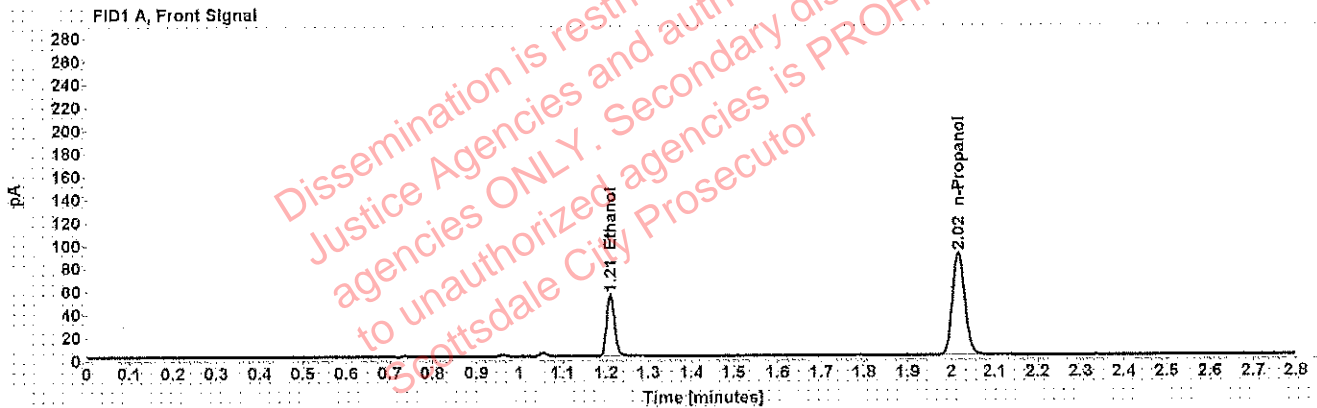


Table 1: FID 1 A (column DB-ALC1)

Compound	Amount (g/100mL)	Time (min)	Peak Area
>Ethanol	0.1081	1.210	68.232
n-Propanol	-----	2.016	177.838

Table 2: FID 2 B (column DB-ALC2)

Compound	Time (min)	Peak Area
Ethanol	1.378	85.594
n-Propanol	2.476	222.722

Scottsdale Police Department Crime Lab Volatiles Analysis

Sample: [REDACTED]	Item number: 1234123
Injection date: 9/20/2018 6:52:20 PM	Vial: 52
Method: ethanol quant.M	Sequence: 20Sept18
Instrument: US14173023 CN14160045	Analyst: Adrian
Data file: C:\Chem32\1\Data\20Sept18\52.D	

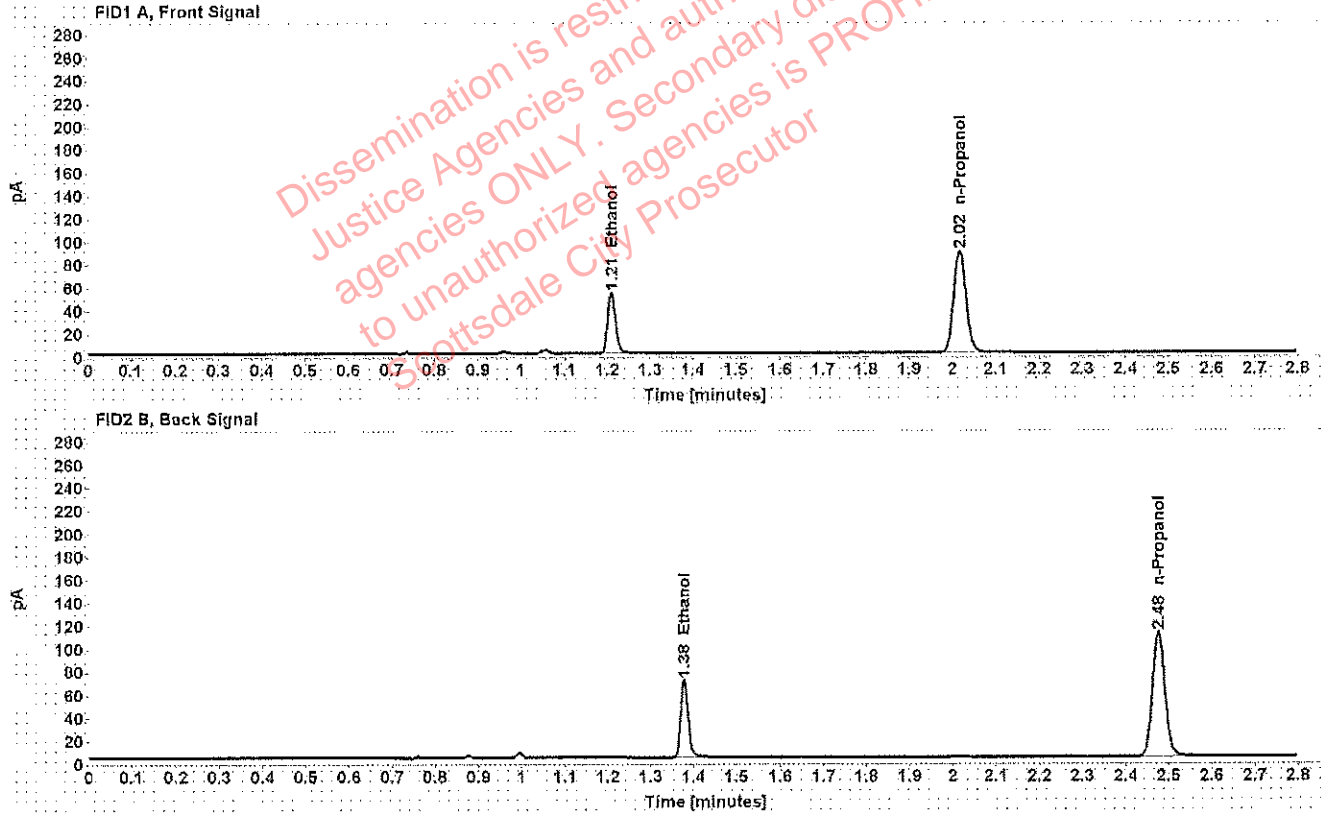


Table 1: FID 1 A (column DB-ALC1)

Compound	Amount (g/100mL)	Time (min)	Peak Area
>Ethanol	0.1078	1.210	67.322
n-Propanol	-----	2.016	175.868

Table 2: FID 2 B (column DB-ALC2)

Compound	Time (min)	Peak Area
Ethanol	1.378	84.250
n-Propanol	2.478	220.248

Scottsdale Police Department Crime Lab Volatiles Analysis

Sample: [REDACTED]	Item number: 1235225
Injection date: 9/20/2018 7:00:20 PM	Vial: 54
Method: ethanol quant.M	Sequence: 20Sept18
Instrument: US14173023 CN14160045	Analyst: Adrian
Data file: C:\Chem32\1\Data\20Sept18\54.D	

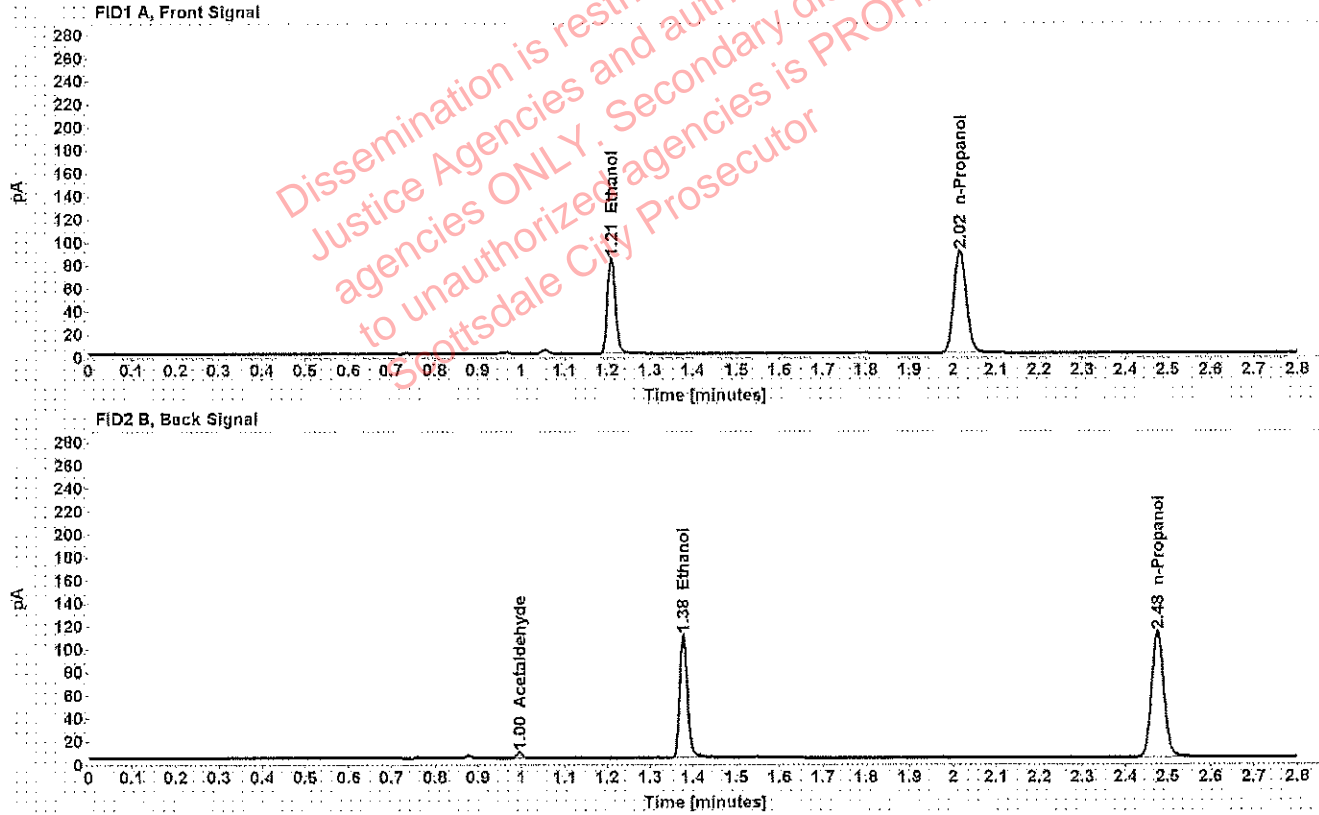


Table 1: FID 1 A (column DB-ALC1)

Compound	Amount (g/100mL)	Time (min)	Peak Area
>Ethanol	0.1682	1.209	106.090
n-Propanol	-----	2.016	177.256

Table 2: FID 2 B (column DB-ALC2)

Compound	Time (min)	Peak Area
Acetaldehyde	0.995	4.579
Ethanol	1.378	134.229
n-Propanol	2.476	221.909

Scottsdale Police Department Crime Lab Volatiles Analysis

Sample: [REDACTED]	Item number: 1235225
Injection date: 9/20/2018 7:04:35 PM	Vial: 55
Method: ethanol quant.M	Sequence: 20Sept18
Instrument: US14173023 CN14160045	Analyst: Adrian
Data file: C:\Chem32\1\Data\20Sept18\55.D	

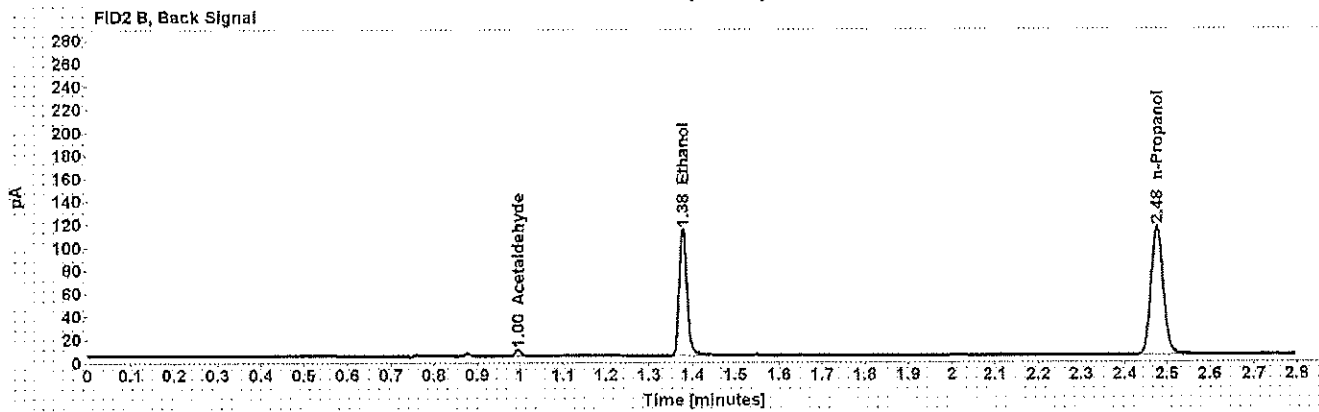
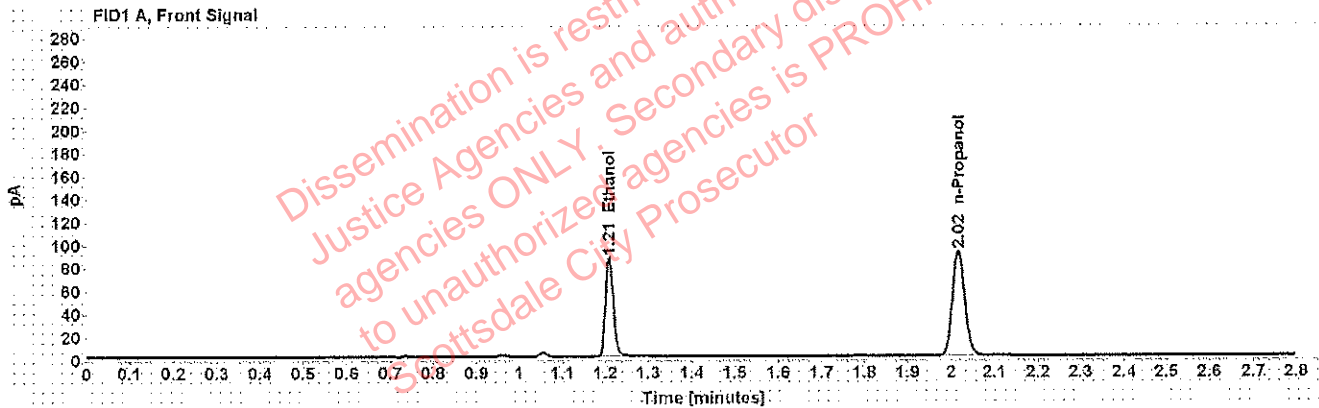


Table 1: FID 1 A (column DB-ALC1)

Compound	Amount (g/100mL)	Time (min)	Peak Area
>Ethanol	0.1694	1.209	109.266
n-Propanol	-----	2.016	181.264

Table 2: FID 2 B (column DB-ALC2)

Compound	Time (min)	Peak Area
Acetaldehyde	0.995	4.902
Ethanol	1.378	137.365
n-Propanol	2.476	226.748

Scottsdale Police Department Crime Lab Volatiles Analysis

Sample: [REDACTED]	Item number: 1209359
Injection date: 9/20/2018 7:08:35 PM	Vial: 56
Method: ethanol quant.M	Sequence: 20Sept18
Instrument: US14173023 CN14160045	Analyst: Adrian
Data file: C:\Chem32\1\Data\20Sept18\56.D	

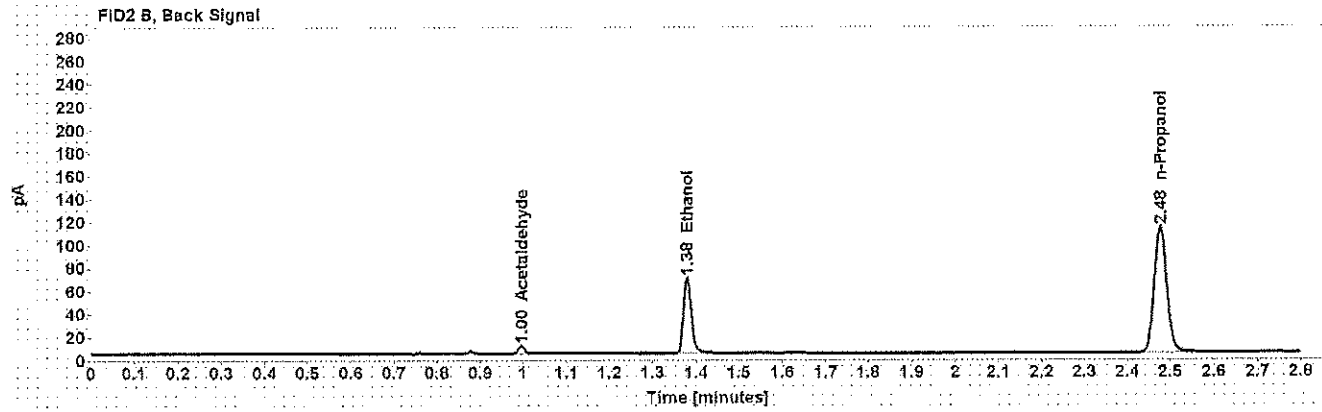
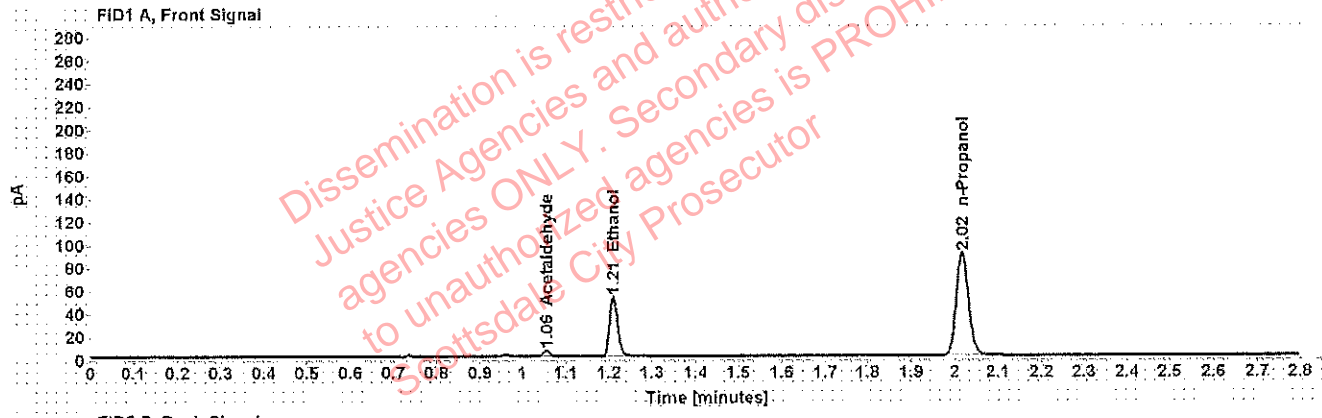


Table 1: FID 1 A (column DB-ALC1)

Compound	Amount (g/100mL)	Time (min)	Peak Area
Acetaldehyde	-----	1.056	4.934
>Ethanol	0.1042	1.211	65.853
n-Propanol	-----	2.017	178.153

Table 2: FID 2 B (column DB-ALC2)

Compound	Time (min)	Peak Area
Acetaldehyde	0.996	6.502
Ethanol	1.380	82.479
n-Propanol	2.477	223.020

Scottsdale Police Department Crime Lab Volatiles Analysis

Sample: [REDACTED]	Item number: 1209359
Injection date: 9/20/2018 7:12:35 PM	Vial: 57
Method: ethanol quant.M	Sequence: 20Sept18
Instrument: US14173023 CN14160045	Analyst: Adrian
Data file: C:\Chem32\1\Data\20Sept18\57.D	

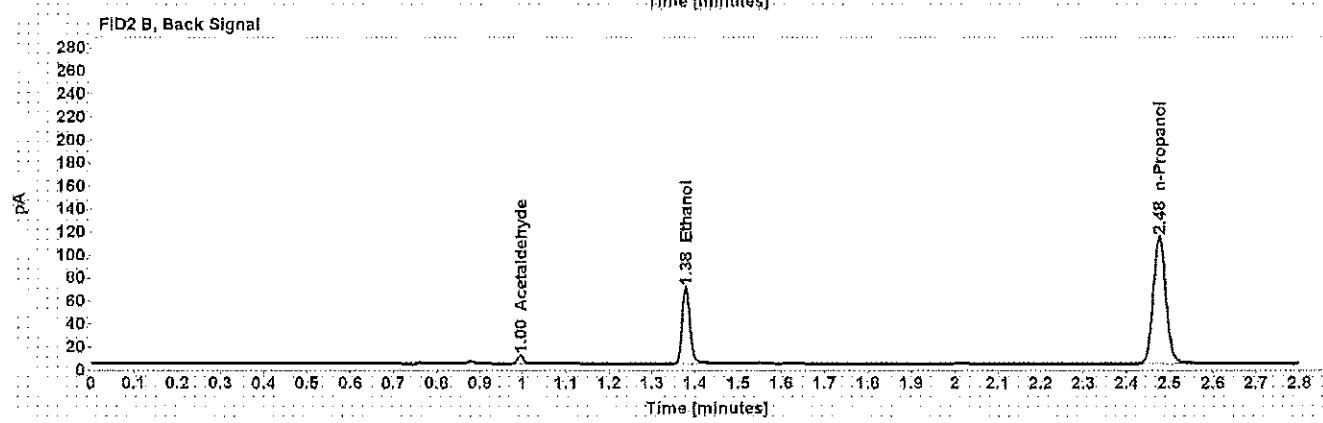
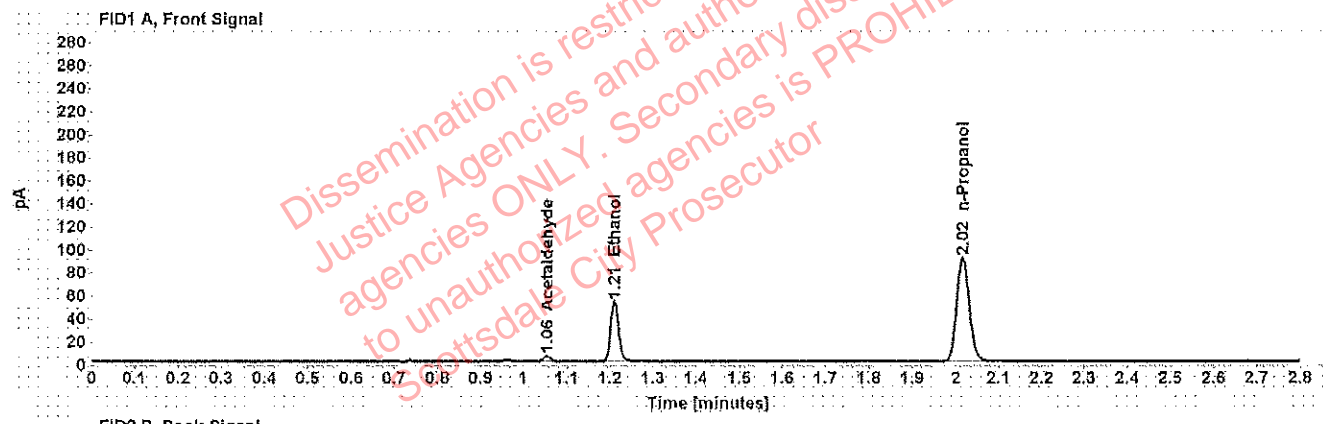


Table 1: FID 1 A (column DB-ALC1)

Compound	Amount (g/100mL)	Time (min)	Peak Area
Acetaldehyde	-----	1.055	4.910
>Ethanol	0.1037	1.210	66.233
n-Propanol	-----	2.016	179.956

Table 2: FID 2 B (column DB-ALC2)

Compound	Time (min)	Peak Area
Acetaldehyde	0.995	6.450
Ethanol	1.378	83.013
n-Propanol	2.476	225.206