

# SCOTTSDALE POLICE DEPARTMENT CRIME LABORATORY BLOOD ALCOHOL FACE SHEET

ANALYSIS DATE 1/17/2018 SEQUENCE NAME 17Jan18

### EQUIPMENT

Pipettor  Hamilton ML600EH7497  Hamilton ML600GJ10749  
 Gas Chromatograph  Agilent US14173023

### INSTRUMENT CALIBRATION

Vial 1 0.02 calibrator Lot FN03241604 Coefficient of determination (r<sup>2</sup>)  
 Vial 2 0.10 calibrator Lot FN06181501 0.99996  
 Vial 3 0.20 calibrator Lot FN07201502  
 Vial 4 0.40 calibrator Lot FN11191402

### CALIBRATION VERIFICATION AND RESOLUTION TEST

Vial	Sample	Expected result	Measured result	Manufacturer/lot
5	Blank	Not detected	Not detected	SPD lab 010318
6	Volatiles mixture	6 compounds	6 compounds	SPD lab 020917WLA
7	Aqueous control	0.400 g/dL	0.400 g/dL	Lipomed 08012015-C
8	Aqueous control	0.040 g/dL	0.040 g/dL	Lipomed 09022015-A
9	Blood control	0.198 g/dL	0.200 g/dL	ACQ 407041529/3
20	Aqueous control	0.080 g/dL	0.083 g/dL	Lipomed 28082014-B
31	Aqueous control	0.150 g/dL	0.154 g/dL	Lipomed 09022015-C
42	Blood control	0.198 g/dL	0.199 g/dL	ACQ 407041529/3
53	Aqueous control	0.080 g/dL	0.081 g/dL	Lipomed 28082014-B
56	Aqueous control	0.400 g/dL	0.408 g/dL	Lipomed 08012015-C
57	Aqueous control	0.040 g/dL	0.041 g/dL	Lipomed 09022015-A
58	Blood control	0.198 g/dL	0.203 g/dL	ACQ 407041529/3
59	Blank	Not detected	Not detected	SPD lab 010318

### SUBJECT SAMPLES

Subjects in the sequence 21 Subjects requiring reanalysis 0

ADDITIONAL NOTES: All testing proceeded as expected.

Run valid   
 Run invalid  WAB1570 1/17/18  
 Analyst

Run valid   
 Run invalid  KOSECKI 1/18/18  
 Technical Reviewer

# Scottsdale Police Department Crime Laboratory Sequence Quality Assurance Summary

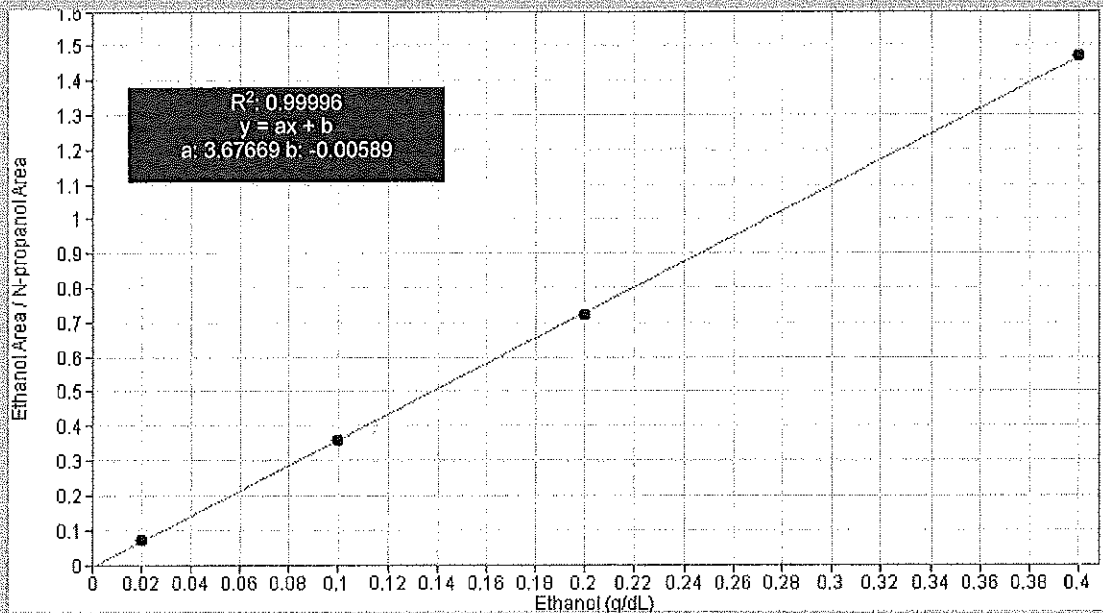
SEQUENCE NAME: 17Jan18

ANALYST: Adrian

Sample Name	Vial	Measured Value (g/dL)	Expected Value (g/dL)	Percent Difference	Absolute Difference (g/dL)
blank 010318	5	negative	negative	-	-
0.400 Lipomed 08012015-C	7	0.400	0.400	0.00	0.000
0.040 Lipomed 09022015-A	8	0.040	0.040	0.00	0.000
0.198 ACQ 407041529/3	9	0.200	0.198	1.01	0.002
0.080 Lipomed 28082014-B	20	0.083	0.080	3.75	0.003
0.150 Lipomed 09022015-C	31	0.154	0.150	2.67	0.004
0.198 ACQ 407041529/3	42	0.199	0.198	0.51	0.001
0.080 Lipomed 28082014-B	53	0.081	0.080	1.25	0.001
0.40 Lipomed 08012015-C	56	0.408	0.400	2.00	0.008
0.04 Lipomed 09022015-A	57	0.041	0.040	2.50	0.001
0.198 ACQ 407041529/3	58	0.203	0.198	2.53	0.005
blank 010318	59	negative	negative	-	-

Calibrator	Ethanol Area	N-propanol Area	Ratio
0.020	12.388	174.584	0.071
0.100	62.685	173.587	0.361
0.200	125.097	172.754	0.724
0.400	255.027	173.791	1.467

**Calibration Line**



# Scottsdale Police Department Crime Lab Volatiles Analysis

Sample: 0.020 Cerilliant FN03241604	Item number: WA
Injection date: 1/17/2018 9:28:12 AM	Vial: 1
Method: ethanol quant.M	Sequence: 17Jan18
Instrument: US14173023 CN14160045	Analyst: Adrian
Data file: C:\Chem32\1\Data\17Jan18\1.D	

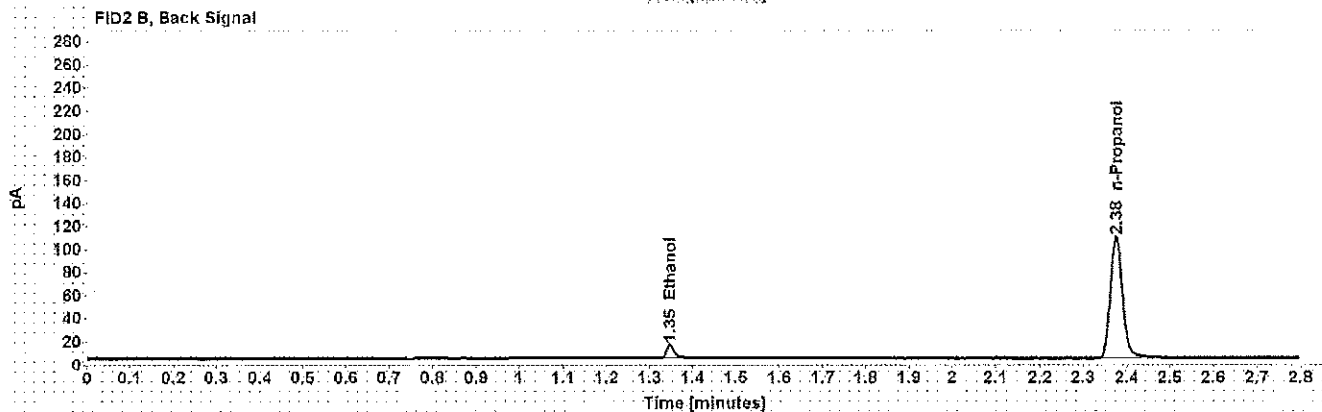
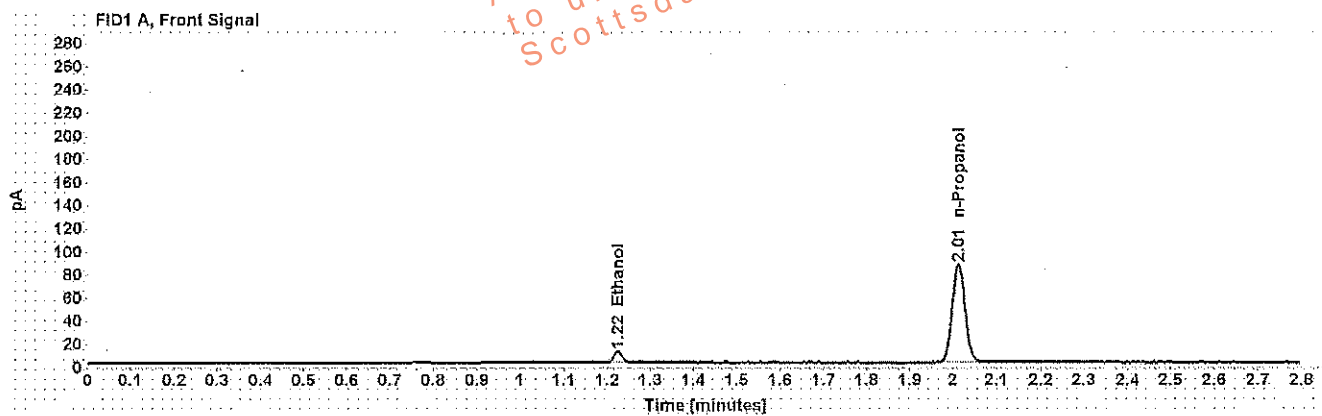


Table 1: FID 1 A (column DB-ALC1)

Compound	Time (min)	Peak Area
Ethanol	1.225	12.388
n-Propanol	2.013	174.584

Table 2: FID 2 B (column DB-ALC2)

Compound	Time (min)	Peak Area
Ethanol	1.347	14.391
n-Propanol	2.375	201.929

# Scottsdale Police Department Crime Lab Volatiles Analysis

WAA

Sample: 0.100 Cerilliant FN06181501	Item number:
Injection date: 1/17/2018 9:32:12 AM	Vial: 2
Method: ethanol quant.M	Sequence: 17Jan18
Instrument: US14173023 CN14160045	Analyst: Adrian
Data file: C:\Chem321\Dat\17Jan18\2.D	

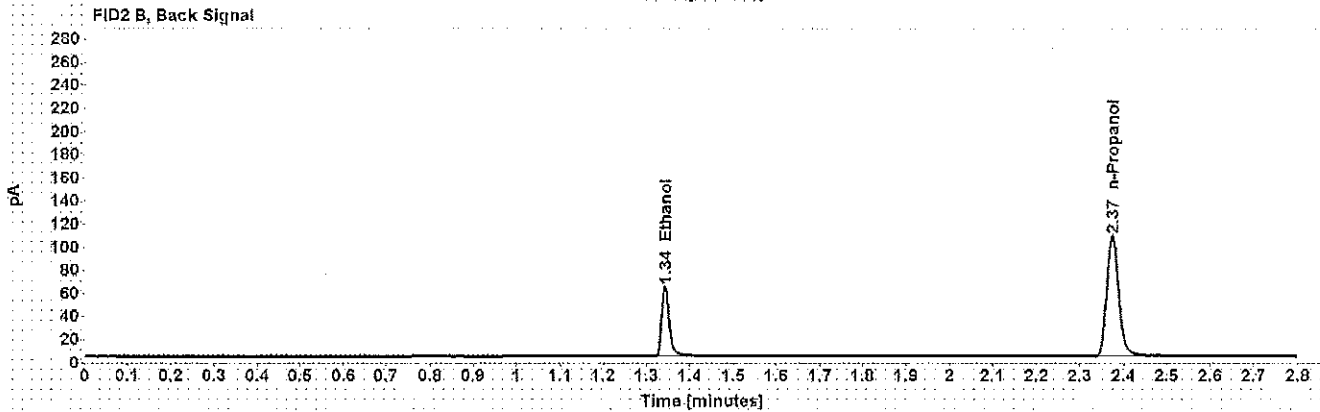
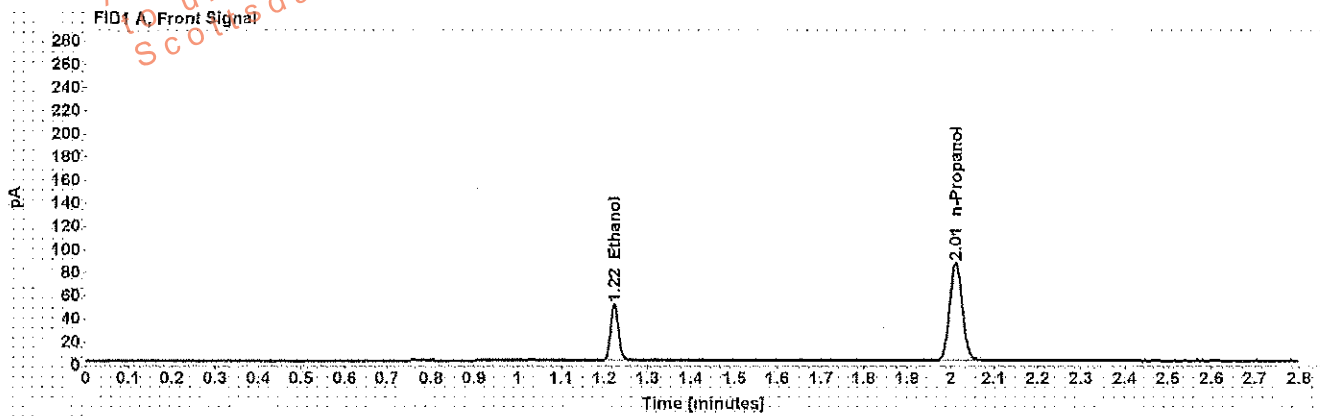


Table 1: FID 1 A (column DB-ALC1)

Compound	Time (min)	Peak Area
Ethanol	1.223	62.685
n-Propanol	2.012	173.587

Table 2: FID 2 B (column DB-ALC2)

Compound	Time (min)	Peak Area
Ethanol	1.344	74.033
n-Propanol	2.374	201.152

# Scottsdale Police Department Crime Lab Volatiles Analysis

Sample: 0.200 Cerilliant FN07201502	Item number:
Injection date: 1/17/2018 9:36:12 AM	Vial: 3
Method: ethanol quant.M	Sequence: 17Jan18
Instrument: US14173023 CN14160045	Analyst: Adrian
Data file: C:\Chem32\1\1\Data\17Jan18\3.D	

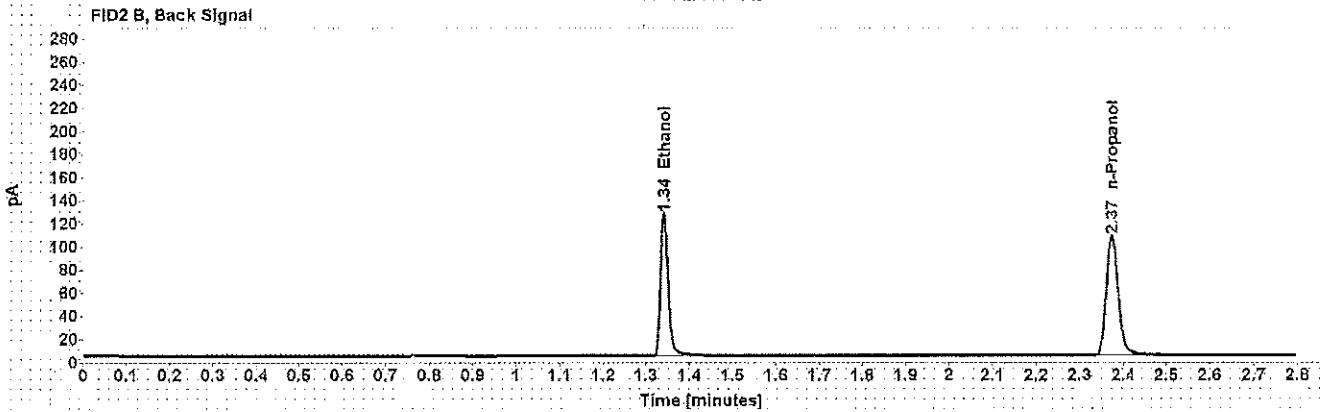
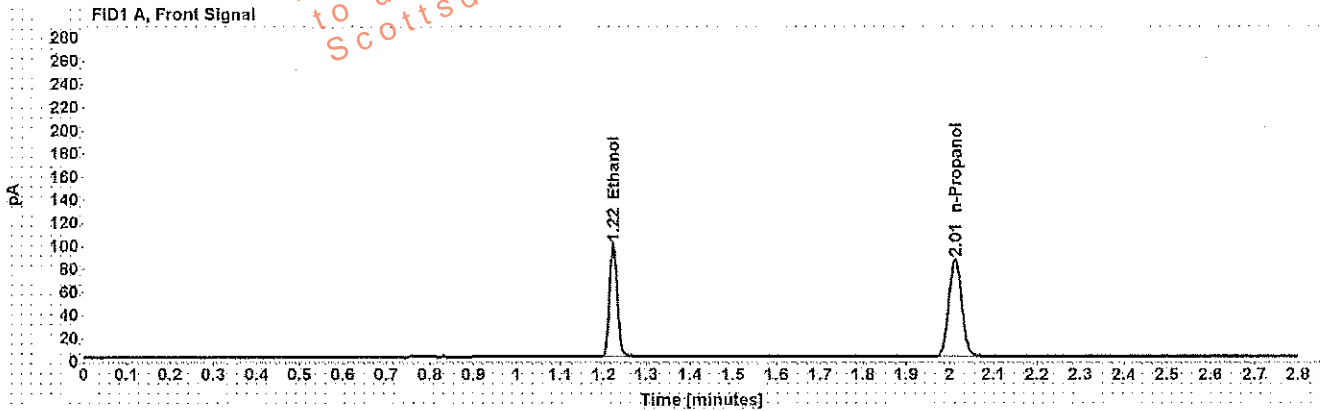


Table 1: FID 1 A (column DB-ALC1)

Compound	Time (min)	Peak Area
Ethanol	1.222	125.097
n-Propanol	2.012	172.754

Table 2: FID 2 B (column DB-ALC2)

Compound	Time (min)	Peak Area
Ethanol	1.342	148.582
n-Propanol	2.374	200.095

# Scottsdale Police Department Crime Lab Volatiles Analysis

Sample: 0.400 Cerilliant FN11191402	Item number:
Injection date: 1/17/2018 9:40:12 AM	Vial: 4
Method: ethanol quant.M	Sequence: 17Jan18
Instrument: US14173023 CN14160045	Analyst: Adrian
Data file: C:\Chem32\1\Data\17Jan18\4.D	

Dissemination is restricted to Criminal Justice Agencies and authorized personnel only. Secondary dissemination to unauthorized agencies is PROHIBITED.

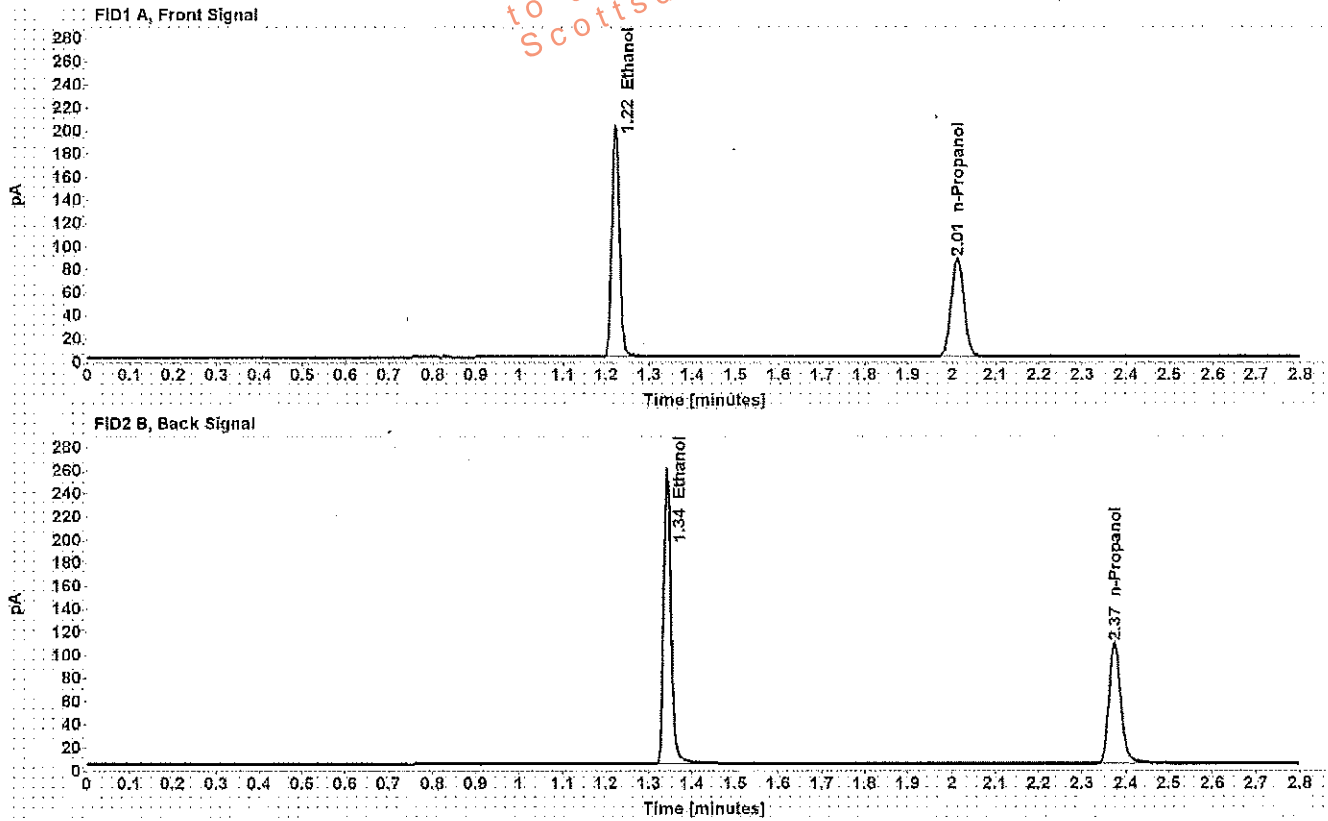


Table 1: FID 1 A (column DB-ALC1)

Compound	Time (min)	Peak Area
Ethanol	1.222	255.027
n-Propanol	2.012	173.791

Table 2: FID 2 B (column DB-ALC2)

Compound	Time (min)	Peak Area
Ethanol	1.342	306.067
n-Propanol	2.374	201.533

# Scottsdale Police Department Crime Lab Volatiles Analysis

Sample: blank 010318	Item number: <span style="float: right;">WA</span>
Injection date: 1/17/2018 9:44:12 AM	Vial: 5
Method: ethanol quant.M	Sequence: 17Jan18
Instrument: US14173023 CN14160045	Analyst: Adrian
Data file: C:\Chem32\1\Data\17Jan18\5.D	

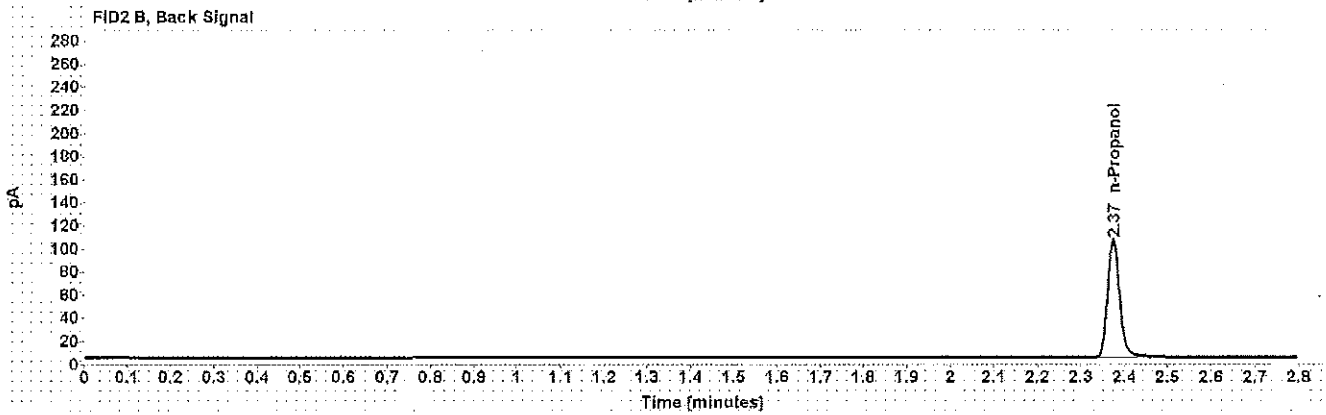
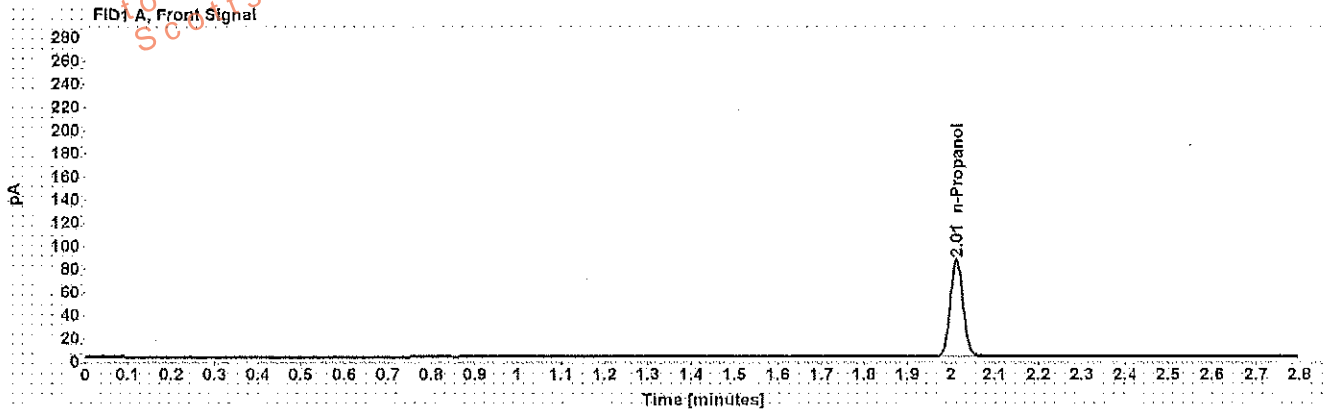


Table 1: FID 1 A (column DB-ALC1)

Compound	Amount (g/100mL)	Time (min)	Peak Area
n-Propanol	-----	2.012	171.390

Table 2: FID 2 B (column DB-ALC2)

Compound	Time (min)	Peak Area
n-Propanol	2.374	197.584



# Scottsdale Police Department Crime Lab Volatiles Analysis

Sample: volatiles mix 020917 WLA	Item number: <span style="float: right;">WA</span>
Injection date: 1/17/2018 9:48:11 AM	Vial: 6
Method: ethanol quant.M	Sequence: 17Jan18
Instrument: US14173023 CN14160045	Analyst: Adrian
Data file: C:\Chem32\11\Data\17Jan18\6.D	

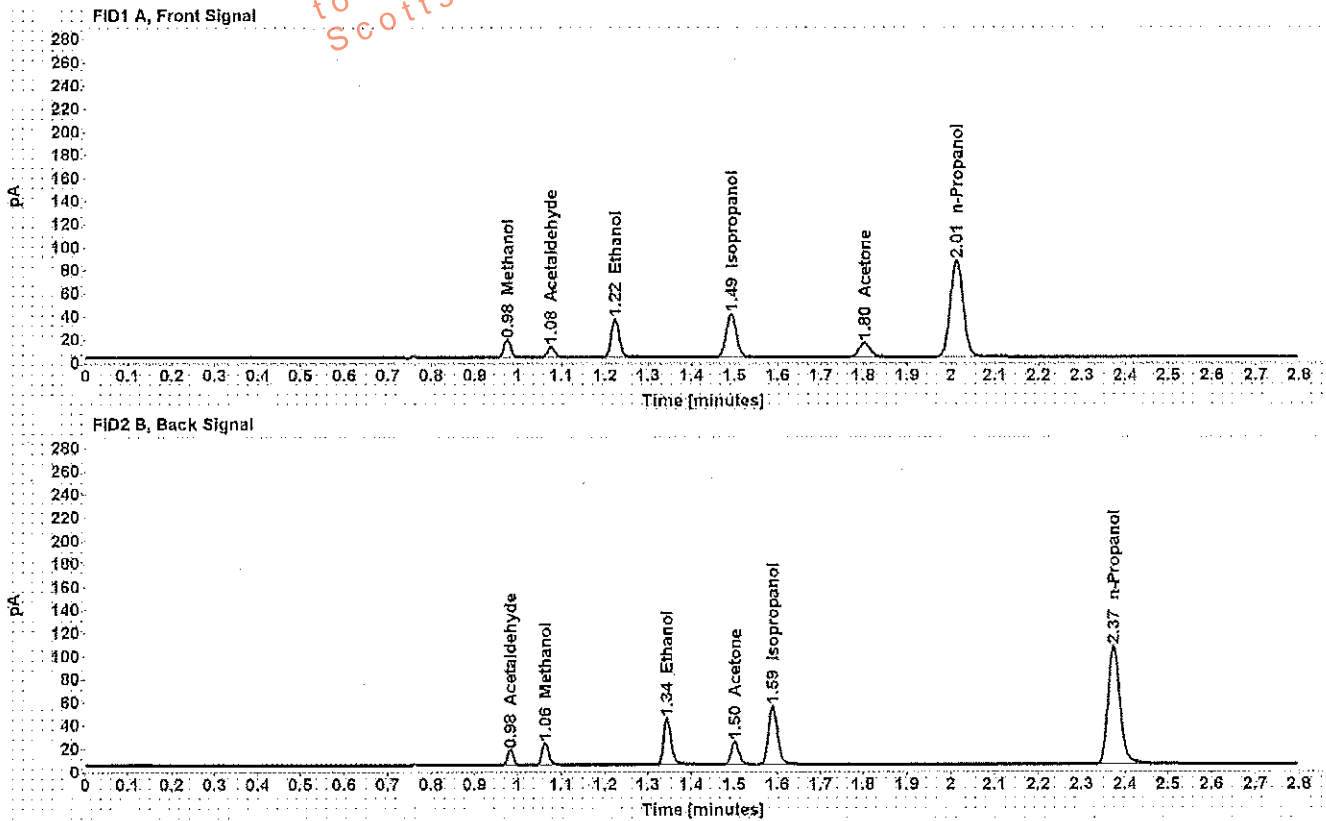


Table 1: FID 1 A (column DB-ALC1)

Compound	Amount (g/100mL)	Time (min)	Peak Area
Methanol	-----	0.975	16.981
Acetaldehyde	-----	1.076	9.839
>Ethanol	0.0694	1.223	42.629
Isopropanol	-----	1.492	61.626
Acetone	-----	1.802	21.759
n-Propanol	-----	2.012	171.084

Table 2: FID 2 B (column DB-ALC2)

Compound	Time (min)	Peak Area
Acetaldehyde	0.983	12.294
Methanol	1.063	20.228
Ethanol	1.344	49.931
Acetone	1.501	24.913
Isopropanol	1.589	73.757
n-Propanol	2.374	198.255



# Scottsdale Police Department Crime Lab Volatiles Analysis

Sample: 0.400 Lipomed 08012015-C	Item number: <span style="float: right;">mVA</span>
Injection date: 1/17/2018 9:52:27 AM	Vial: 7
Method: ethanol quant.M	Sequence: 17Jan18
Instrument: US14173023 CN14160045	Analyst: Adrian
Data file: C:\Chem32\1\Data\17Jan18\7.D	

Dissemination is restricted to Criminal Justice Agencies and authorized personnel only. Secondary dissemination to unauthorized agencies is PROHIBITED. Scottsdale City Prosecutor

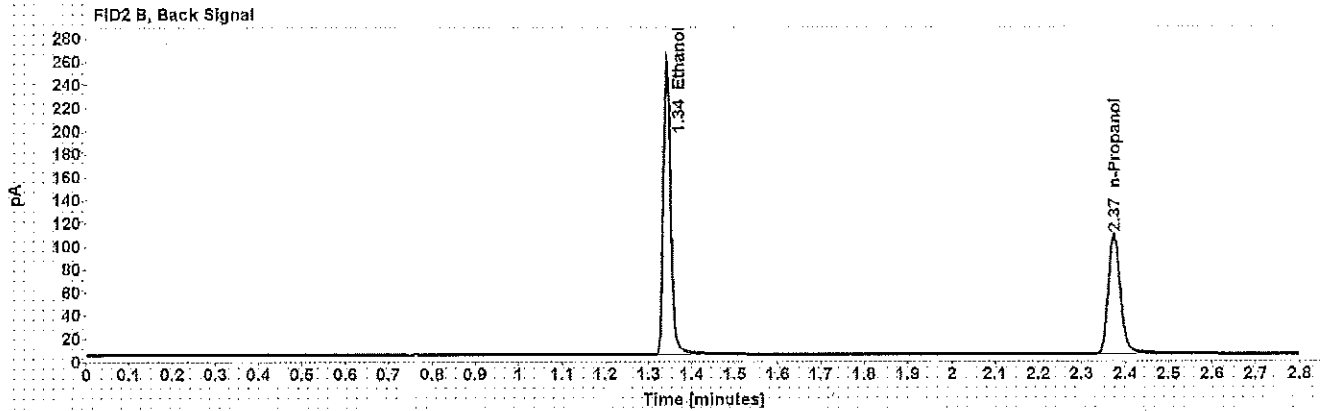
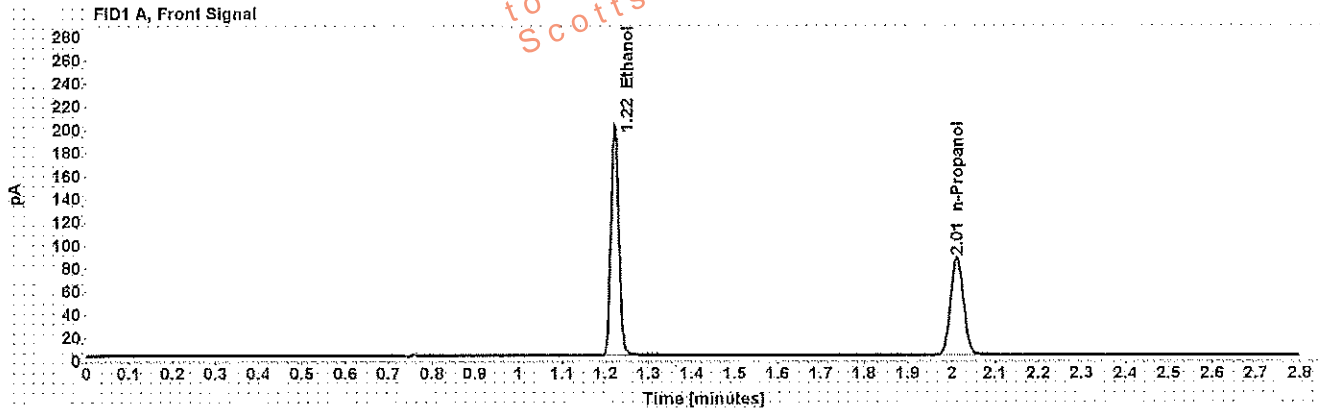


Table 1: FID 1 A (column DB-ALC1)

Compound	Amount (g/100mL)	Time (min)	Peak Area
>Ethanol	0.4006	1.222	254.158
n-Propanol	-----	2.012	173.240

Table 2: FID 2 B (column DB-ALC2)

Compound	Time (min)	Peak Area
Ethanol	1.342	303.845
n-Propanol	2.374	200.481

# Scottsdale Police Department Crime Lab Volatiles Analysis

Sample: 0.040 Lipomed 09022015-A	Item number: <span style="float: right;">WJA</span>
Injection date: 1/17/2018 9:56:27 AM	Vial: 8
Method: ethanol quant.M	Sequence: 17Jan18
Instrument: US14173023 CN14160045	Analyst: Adrian
Data file: C:\Chem321\Datat17Jan18\8.D	

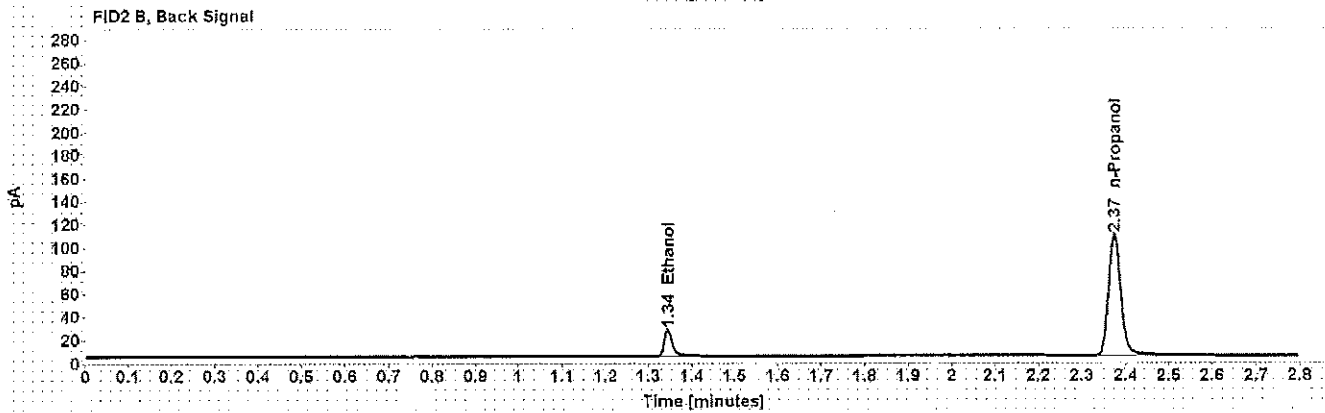
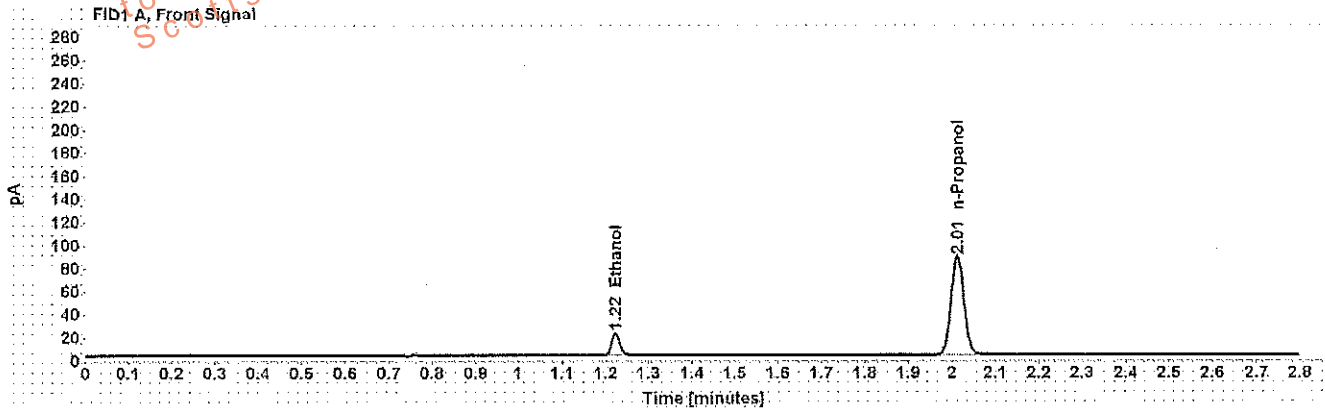


Table 1: FID 1 A (column DB-ALC1)

Compound	Amount (g/100mL)	Time (min)	Peak Area
>Ethanol	0.0402	1.223	24.929
n-Propanol	-----	2.012	175.548

Table 2: FID 2 B (column DB-ALC2)

Compound	Time (min)	Peak Area
Ethanol	1.345	28.918
n-Propanol	2.374	203.174

# Scottsdale Police Department Crime Lab Volatiles Analysis

WA

Sample: 0.198 ACQ 407041529/3	Item number:
Injection date: 1/17/2018 10:00:27 AM	Vial: 9
Method: ethanol quant.M	Sequence: 17Jan18
Instrument: US14173023 CN14160045	Analyst: Adrian
Data file: C:\Chem32\11\Data\17Jan18\9.D	

This information is restricted to Criminal Justice Agencies and authorized dissemination to unauthorized agencies is PROHIBITED  
 Scottsdale City Prosecutor

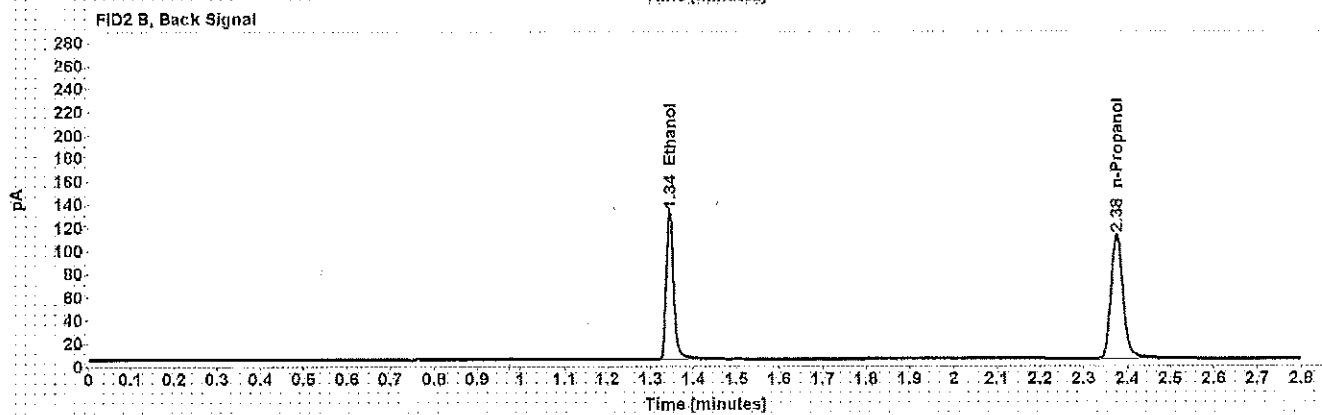
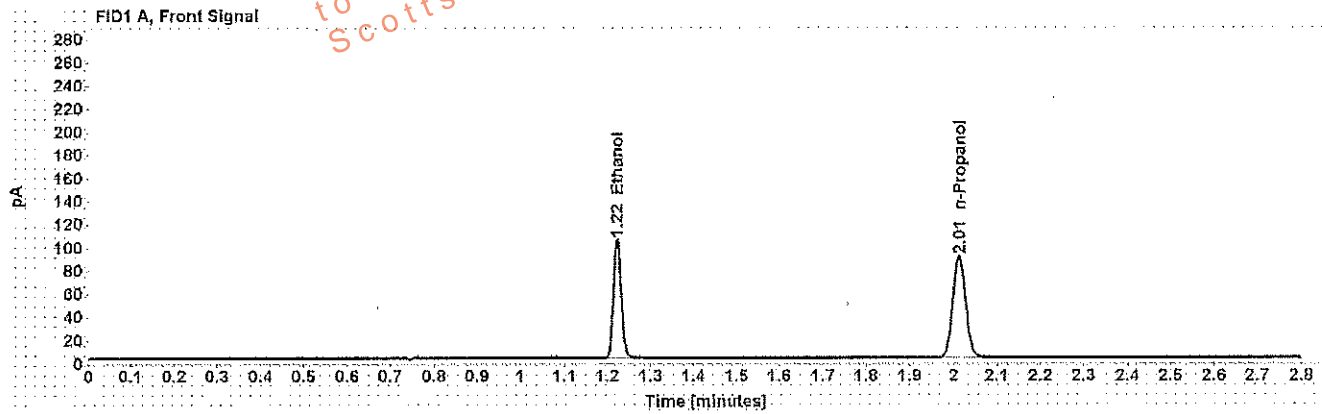


Table 1: FID 1 A (column DB-ALC1)

Compound	Amount (g/100mL)	Time (min)	Peak Area
>Ethanol	0.2007	1.223	131.162
n-Propanol	-----	2.013	179.147

Table 2: FID 2 B (column DB-ALC2)

Compound	Time (min)	Peak Area
Ethanol	1.344	155.467
n-Propanol	2.375	207.782

# Scottsdale Police Department Crime Lab Volatiles Analysis

Sample: 0.080 Lipomed 28082014-B	Item number: <span style="float: right;">WA</span>
Injection date: 1/17/2018 10:44:57 AM	Vial: 20
Method: ethanol quant.M	Sequence: 17Jan18
Instrument: US14173023 CN14160045	Analyst: Adrian
Data file: C:\Chem32\1\Data\17Jan18\20.D	

Dissemination is restricted to Criminal Justice Agencies and authorized personnel only. Secondary dissemination to unauthorized agencies is PROHIBITED.  
 Scottsdale City Prosecutor

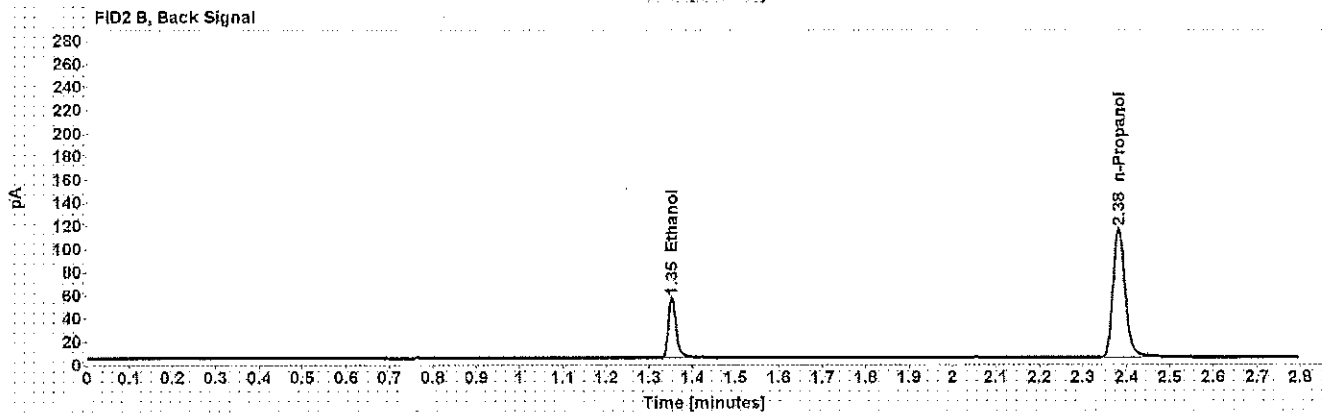
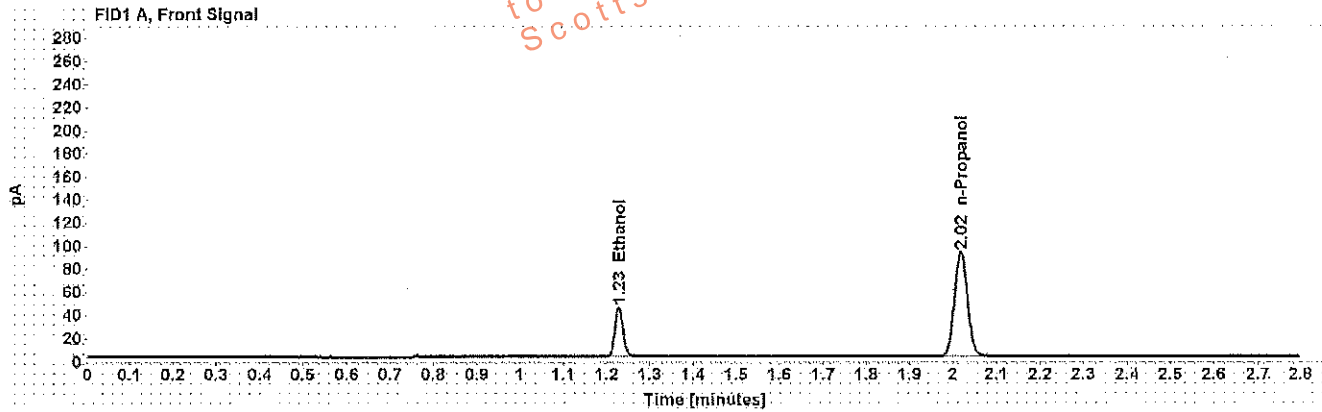


Table 1: FID 1 A (column DB-ALC1)

Compound	Amount (g/100mL)	Time (min)	Peak Area
>Ethanol	0.0830	1.229	55.617
n-Propanol	-----	2.018	185.846

Table 2: FID 2 B (column DB-ALC2)

Compound	Time (min)	Peak Area
Ethanol	1.352	65.660
n-Propanol	2.382	216.151

# Scottsdale Police Department Crime Lab Volatiles Analysis

Sample: 0.150 Lipomed 09022015-C	Item number:
Injection date: 1/17/2018 11:29:26 AM	Vial: 31
Method: ethanol quant.M	Sequence: 17Jan18
Instrument: US14173023 CN14160045	Analyst: Adrian
Data file: C:\Chem32\1\Data\17Jan18\31.D	

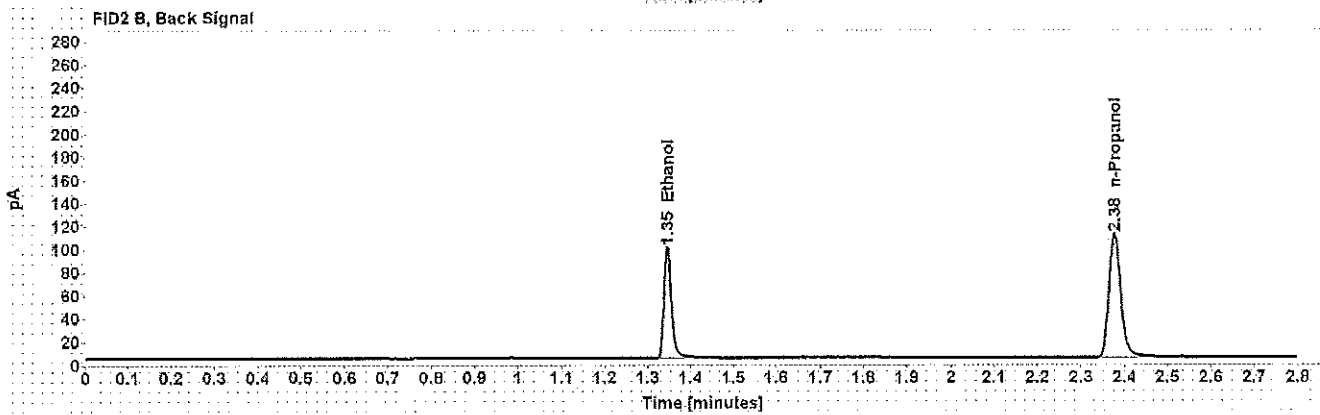
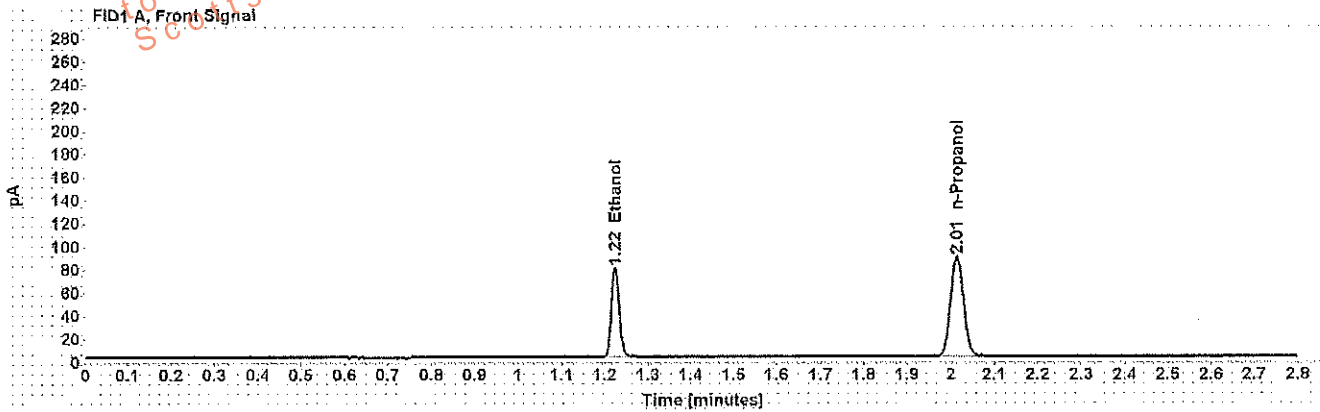


Table 1: FID 1 A (column DB-ALC1)

Compound	Amount (g/100mL)	Time (min)	Peak Area
>Ethanol	0.1541	1.224	99.358
n-Propanol	-----	2.014	177.225

Table 2: FID 2 B (column DB-ALC2)

Compound	Time (min)	Peak Area
Ethanol	1.346	117.957
n-Propanol	2.377	206.600

# Scottsdale Police Department Crime Lab Volatiles Analysis

WA

Sample: 0.198 ACQ 407041529/3	Item number:
Injection date: 1/17/2018 12:13:42 PM	Vial: 42
Method: ethanol quant.M	Sequence: 17Jan18
Instrument: US14173023 CN14160045	Analyst: Adrian
Data file: C:\Chem32\11\Data\17Jan18\42.D	

This information is restricted to Criminal  
 Agencies and authorized personnel only.  
 Distribution to unauthorized agencies is PROHIBITED.  
 Scottsdale City Prosecutor's Office

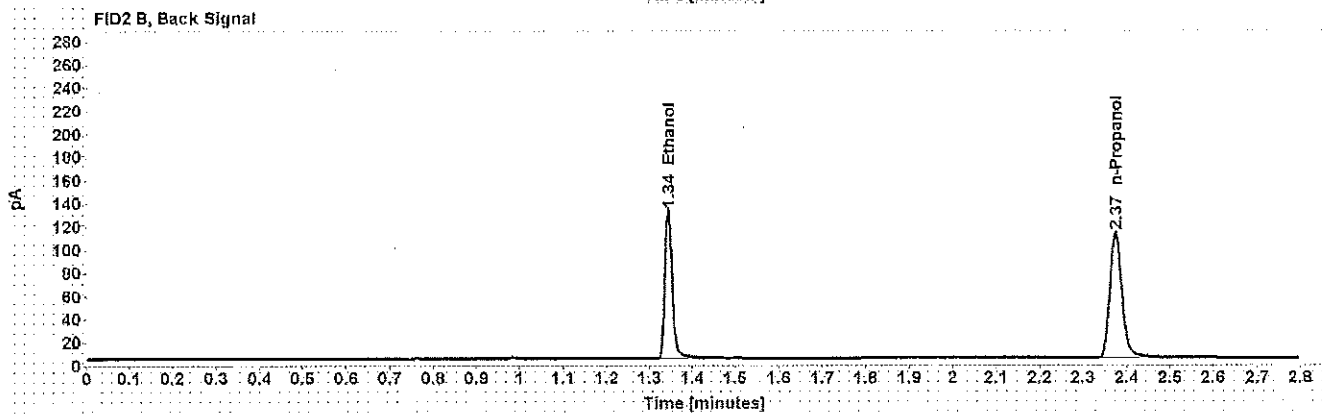
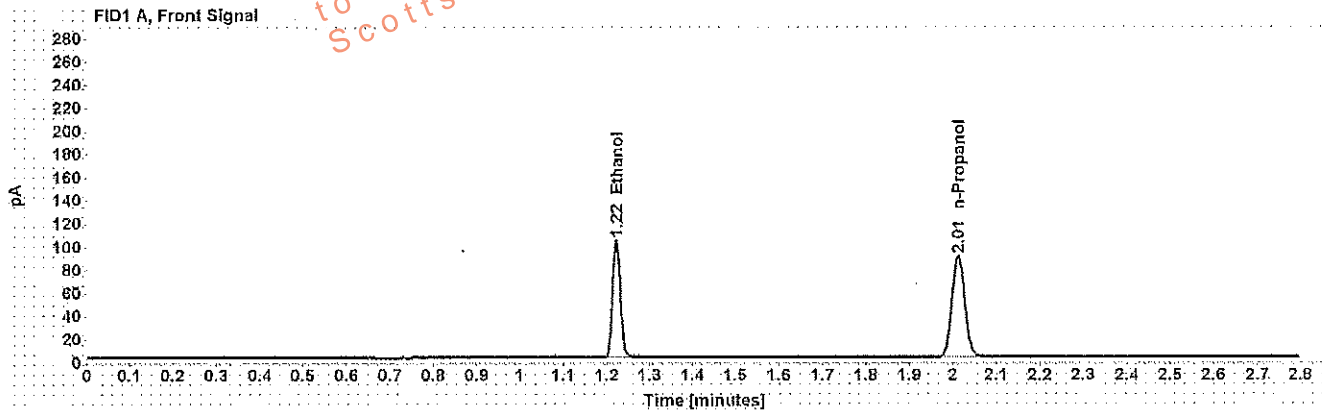


Table 1: FID 1 A (column DB-ALC1)

Compound	Amount (g/100mL)	Time (min)	Peak Area
>Ethanol	0.1994	1.222	130.785
n-Propanol	-----	2.012	179.822

Table 2: FID 2 B (column DB-ALC2)

Compound	Time (min)	Peak Area
Ethanol	1.343	156.132
n-Propanol	2.374	210.414

# Scottsdale Police Department Crime Lab Volatiles Analysis

Sample: 0.080 Lipomed 28082014-B	Item number:
Injection date: 1/17/2018 12:58:12 PM	Vial: 53
Method: ethanol quant.M	Sequence: 17Jan18
Instrument: US14173023 CN14160045	Analyst: Adrian
Data file: C:\Chem32\1\Data\17Jan18\53.D	

Dissemination is restricted to Criminal Justice Agencies and authorized agencies only. Secondary dissemination to unauthorized agencies is PROHIBITED.

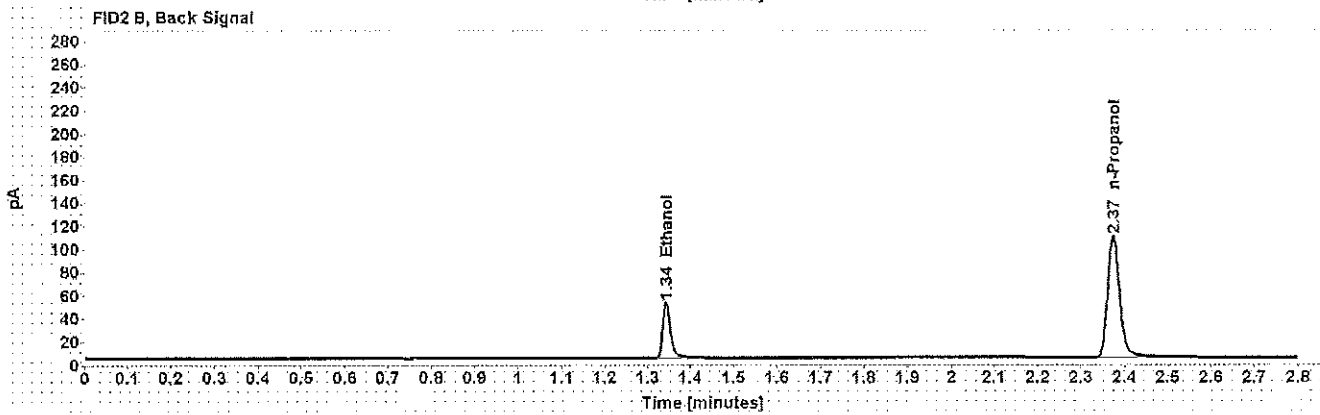
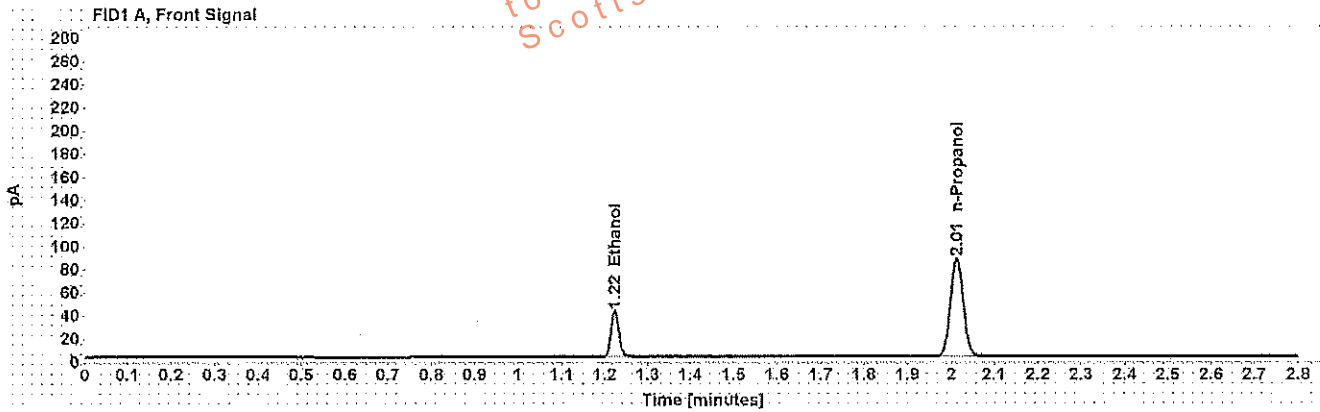


Table 1: FID 1 A (column DB-ALC1)

Compound	Amount (g/100mL)	Time (min)	Peak Area
>Ethanol	0.0812	1.223	50.933
n-Propanol	-----	2.012	174.105

Table 2: FID 2 B (column DB-ALC2)

Compound	Time (min)	Peak Area
Ethanol	1.344	60.169
n-Propanol	2.375	203.604



# Scottsdale Police Department Crime Lab Volatiles Analysis

Sample: 0.40 Lipomed 08012015-C	Item number: WA
Injection date: 1/17/2018 1:10:27 PM	Vial: 56
Method: ethanol quant.M	Sequence: 17Jan18
Instrument: US14173023 CN14160045	Analyst: Adrian
Data file: C:\Chem32\1\Data\17Jan18\56.D	

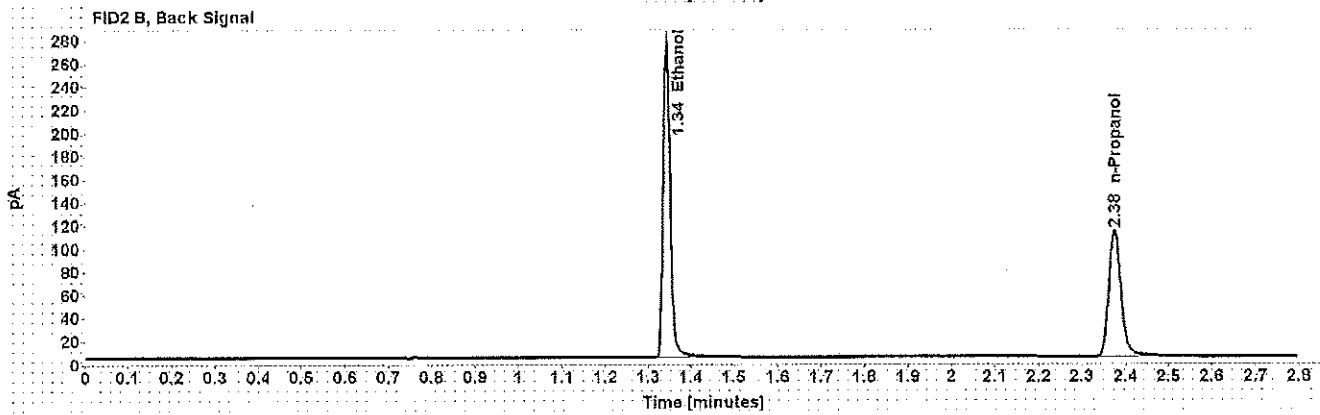
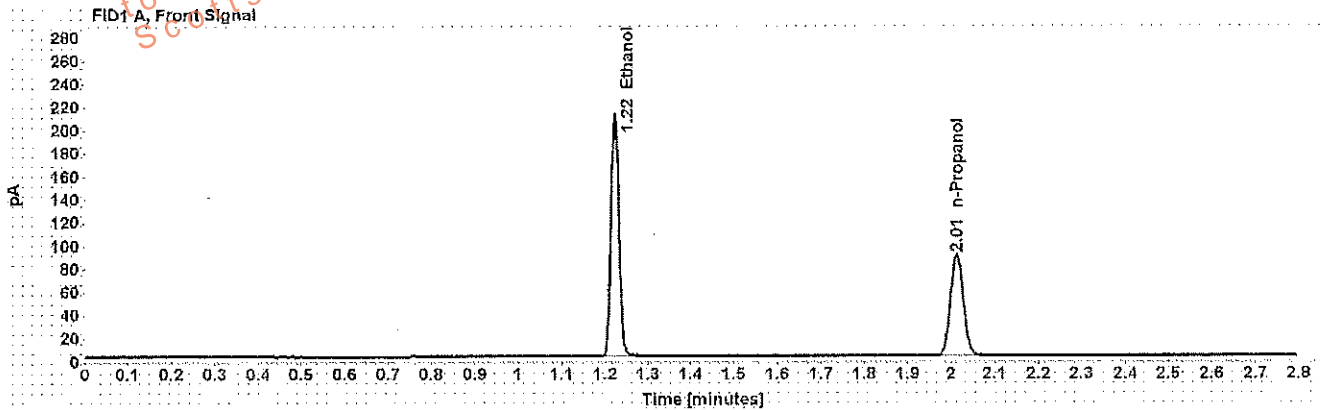


Table 1: FID 1 A (column DB-ALC1)

Compound	Amount (g/100mL)	Time (min)	Peak Area
>Ethanol	0.4082	1.223	269.046
n-Propanol	-----	2.013	179.930

Table 2: FID 2 B (column DB-ALC2)

Compound	Time (min)	Peak Area
Ethanol	1.343	324.292
n-Propanol	2.375	211.087

# Scottsdale Police Department Crime Lab Volatiles Analysis

Sample: 0.04 Lipomed 09022015-A	Item number:
Injection date: 1/17/2018 1:14:27 PM	Vial: 57
Method: ethanol quant.M	Sequence: 17Jan18
Instrument: US14173023 CN14160045	Analyst: Adrian
Data file: C:\Chem32\1\Data\17Jan18\57.D	

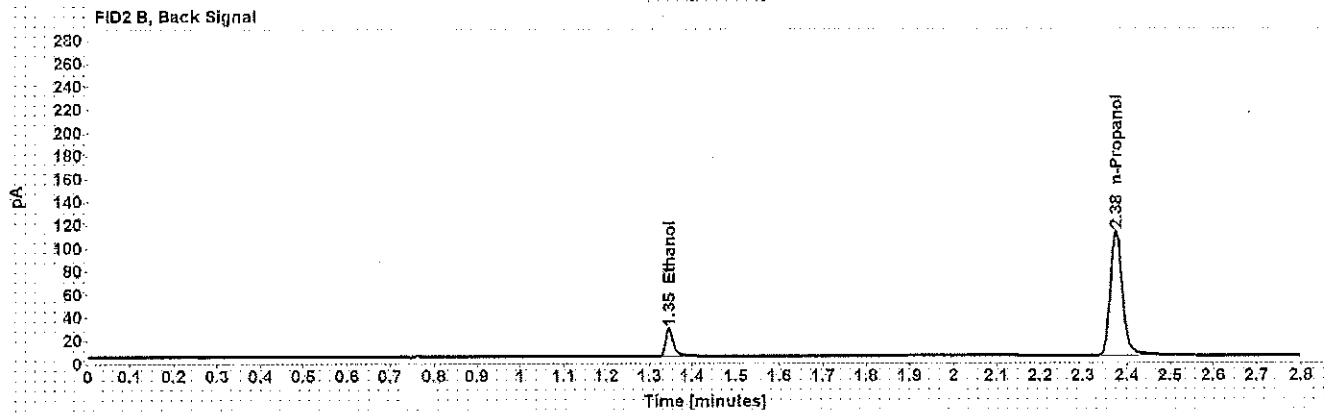
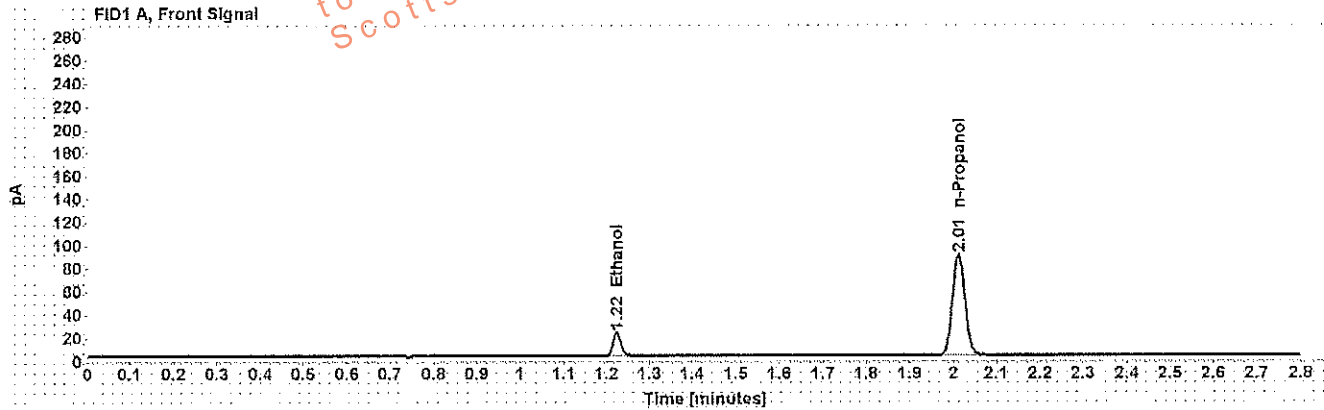


Table 1: FID 1 A (column DB-ALC1)

Compound	Amount (g/100mL)	Time (min)	Peak Area
>Ethanol	0.0410	1.224	25.820
n-Propanol	-----	2.013	178.121

Table 2: FID 2 B (column DB-ALC2)

Compound	Time (min)	Peak Area
Ethanol	1.346	30.311
n-Propanol	2.375	208.532

# Scottsdale Police Department Crime Lab Volatiles Analysis

Sample: 0.198 ACQ 407041529/3	Item number:
Injection date: 1/17/2018 1:18:27 PM	Vial: 58
Method: ethanol quant.M	Sequence: 17Jan18
Instrument: US14173023 CN14160045	Analyst: Adrian
Data file: C:\Chem32\1\Data\17Jan18\58.D	

Dissemination is restricted to Criminal Justice Agencies and authorized agencies only. Secondary dissemination to unauthorized agencies is PROHIBITED.

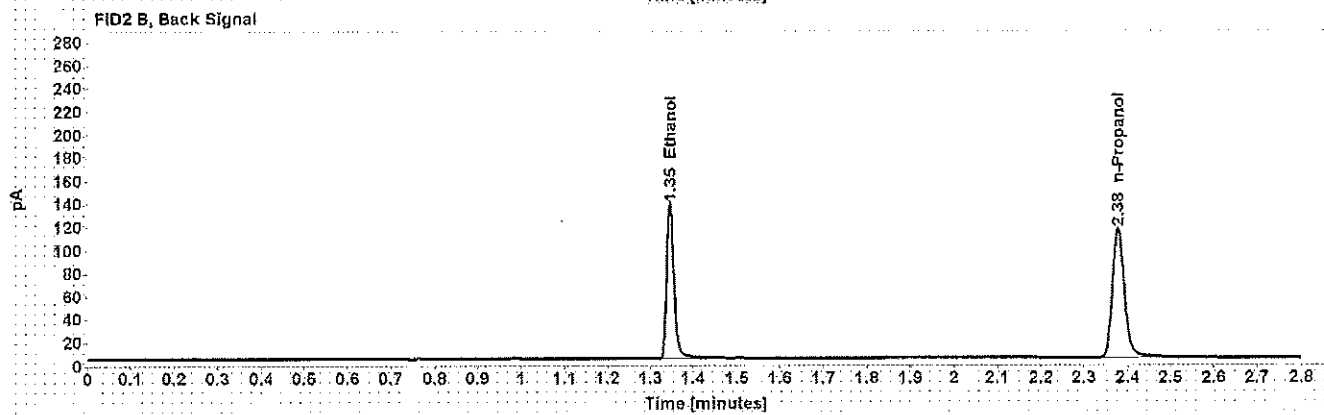
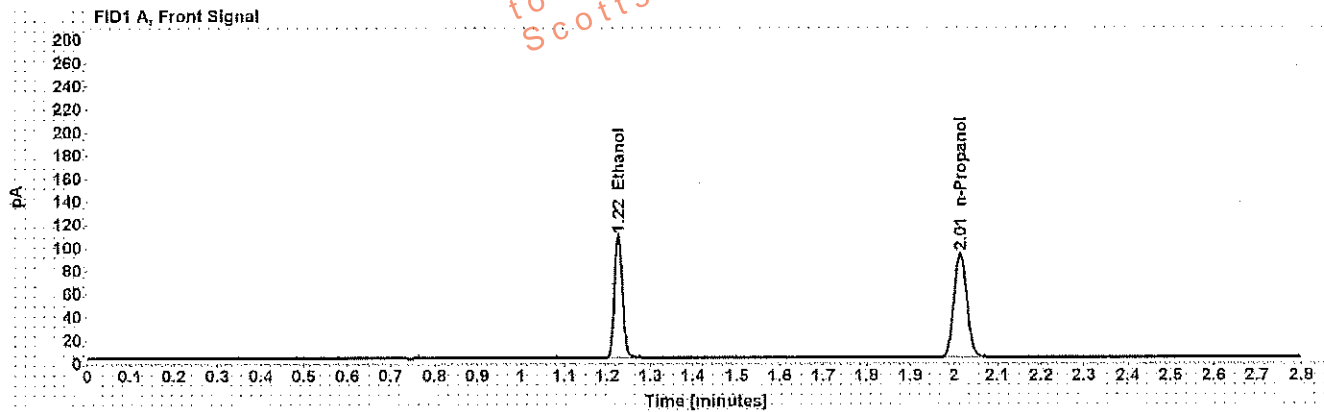


Table 1: FID 1 A (column DB-ALC1)

Compound	Amount (g/100mL)	Time (min)	Peak Area
>Ethanol	0.2031	1.225	136.386
n-Propanol	-----	2.015	184.127

Table 2: FID 2 B (column DB-ALC2)

Compound	Time (min)	Peak Area
Ethanol	1.347	163.352
n-Propanol	2.378	215.584

# Scottsdale Police Department Crime Lab Volatiles Analysis

WA

Sample: blank 010318	Item number:
Injection date: 1/17/2018 1:22:26 PM	Vial: 59
Method: ethanol quant.M	Sequence: 17Jan18
Instrument: US14173023 CN14160045	Analyst: Adrian
Data file: C:\Chem3211\Data\17Jan18\59.D	

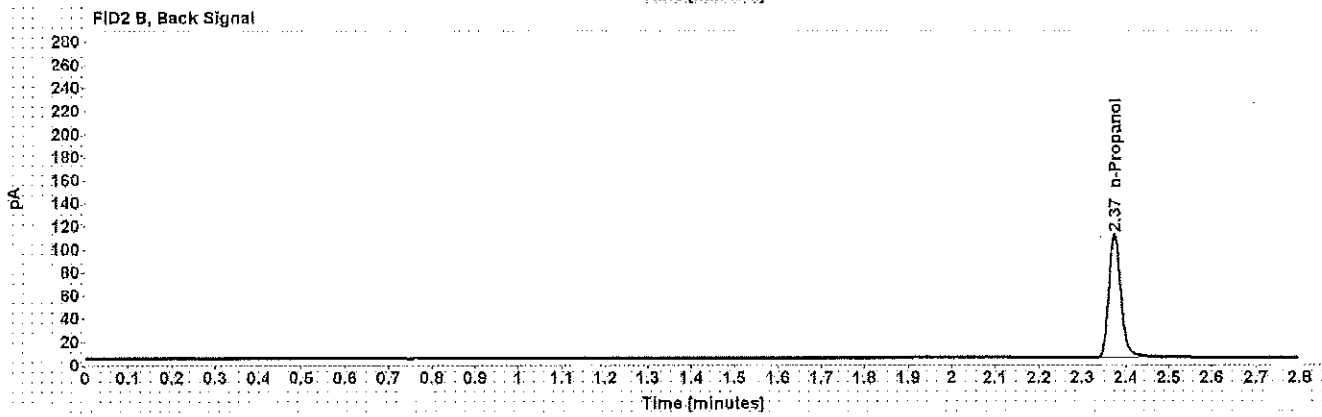
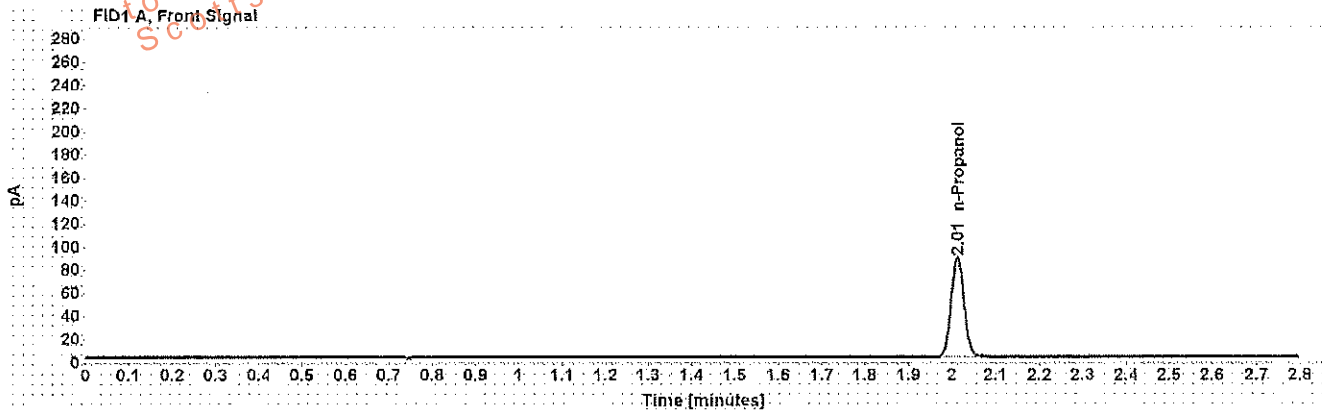


Table 1: FID 1 A (column DB-ALC1)

Compound	Amount (g/100mL)	Time (min)	Peak Area
n-Propanol	-----	2.012	176.920

Table 2: FID 2 B (column DB-ALC2)

Compound	Time (min)	Peak Area
n-Propanol	2.374	206.723

# Sequence Summary

Sequence name: 17Jan18 Instrument: US14173023 CN14160045 Analyst: Adrian

Vial	Sample	Type	Item Number	Method
1	0.020 Cerilliant FN03241604	Calibration		ethanol quant.M
2	0.100 Cerilliant FN06181501	Calibration		ethanol quant.M
3	0.200 Cerilliant FN07201502	Calibration		ethanol quant.M
4	0.400 Cerilliant FN11191402	Calibration		ethanol quant.M
5	blank 010318	Control		ethanol quant.M
6	volatiles mix 020917 WLA	Control		ethanol quant.M
7	0.400 Lipomed 08012015-C	Control		ethanol quant.M
8	0.040 Lipomed 09022015-A	Control		ethanol quant.M
9	0.198 ACQ 407041529/3	Control		ethanol quant.M
10		Sample	1165396	ethanol quant.M
11		Sample	1165396	ethanol quant.M
12		Sample	1193109	ethanol quant.M
13		Sample	1193109	ethanol quant.M
14		Sample	1192964	ethanol quant.M
15		Sample	1192964	ethanol quant.M
16		Sample	72-01A	ethanol quant.M
17		Sample	72-01A	ethanol quant.M
18		Sample	310-01A	ethanol quant.M
19		Sample	310-01A	ethanol quant.M
20	0.080 Lipomed 28082014-B	Control		ethanol quant.M
21		Sample	72-01A	ethanol quant.M
22		Sample	72-01A	ethanol quant.M
23		Sample	321-01A	ethanol quant.M
24		Sample	321-01A	ethanol quant.M
25		Sample	176-01A	ethanol quant.M
26		Sample	176-01A	ethanol quant.M
27		Sample	1190274	ethanol quant.M
28		Sample	1190274	ethanol quant.M
29		Sample	1189115	ethanol quant.M
30		Sample	1189115	ethanol quant.M
31	0.150 Lipomed 09022015-C	Control		ethanol quant.M
32		Sample	1190295	ethanol quant.M
33		Sample	1190295	ethanol quant.M
34		Sample	1188897	ethanol quant.M
35		Sample	1188897	ethanol quant.M
36		Sample	1190079	ethanol quant.M
37		Sample	1190079	ethanol quant.M
38		Sample	1188904	ethanol quant.M
39		Sample	1188904	ethanol quant.M
40		Sample	1189084	ethanol quant.M
41		Sample	1189084	ethanol quant.M
42	0.198 ACQ 407041529/3	Control		ethanol quant.M
43		Sample	1192068	ethanol quant.M
44		Sample	1192068	ethanol quant.M
45		Sample	1192754	ethanol quant.M
46		Sample	1192754	ethanol quant.M
47		Sample	1165579	ethanol quant.M

Dissemination is restricted to Criminal Justice Agencies and authorized Non-C.J. Agencies ONLY. Secondary dissemination to other Agencies is PROHIBITED.

WA

# Sequence Summary

48		Sample	1165579	ethanol quant.M
49		Sample	1191569	ethanol quant.M
50		Sample	1191569	ethanol quant.M
51		Sample	1193376	ethanol quant.M
52		Sample	1193376	ethanol quant.M
53	0.080 Lipomed 28082014-B	Control		ethanol quant.M
54	L18-01-00209-0001 Harris	Sample	1178928	ethanol quant.M
55	L18-01-00209-0001 Harris	Sample	1178928	ethanol quant.M
56	0.40 Lipomed 08012015-C	Control		ethanol quant.M
57	0.04 Lipomed 09022015-A	Control		ethanol quant.M
58	0.198 ACQ 407041529/3	Control		ethanol quant.M
59	blank 010318	Control		ethanol quant.M

Dissemination is restricted to Criminal Justice Agencies Only. Secondary dissemination to unaffiliated agencies is PROHIBITED.

WA

# Scottsdale Police Department Crime Laboratory Summary of Cases

SEQUENCE NAME: 17Jan18

ANALYST: Adrian WA

Vials	Test 1 (g/dL)	Test 2 (g/dL)	Mean (g/dL)	Percent Difference*	Absolute Difference (g/dL)*
10 11	0.1100	0.1105	0.11025	0.23	0.00025
12 13	0.0000	0.0000	0.00000	0.00	0.00000
14 15	0.0925	0.0920	0.09225	0.27	0.00025
16 17	0.1244	0.1265	0.12545	0.84	0.00105
18 19	0.0416	0.0422	0.04190	0.72	0.00030
21 22	0.1727	0.1735	0.17310	0.23	0.00040
23 24	0.1497	0.1480	0.14885	0.57	0.00085
25 26	0.1663	0.1635	0.16490	0.85	0.00140
27 28	0.1738	0.1749	0.17435	0.32	0.00055
29 30	0.1559	0.1588	0.15735	0.92	0.00145
32 33	0.0860	0.0873	0.08665	0.75	0.00065
34 35	0.1671	0.1668	0.16695	0.09	0.00015
36 37	0.1596	0.1600	0.15980	0.13	0.00020
38 39	0.1677	0.1696	0.16865	0.56	0.00095
40 41	0.2219	0.2238	0.22285	0.43	0.00095
43 44	0.1766	0.1765	0.17655	0.03	0.00005
45 46	0.1005	0.0999	0.10020	0.30	0.00030
47 48	0.1121	0.1155	0.11380	1.49	0.00170
49 50	0.1720	0.1719	0.17195	0.03	0.00005
51 52	0.0662	0.0676	0.06690	1.05	0.00070
54 55	0.1246	0.1258	0.12520	0.48	0.00060

\*Calculated differences are differences from the mean of the two results.



## Scottsdale Police Department Crime Lab Volatiles Analysis

<b>Sample:</b> [REDACTED]	<b>Item number:</b> 1165396
<b>Injection date:</b> 1/17/2018 10:04:27 AM	<b>Vial:</b> 10
<b>Method:</b> ethanol quant.M	<b>Sequence:</b> 17Jan18
<b>Instrument:</b> US14173023 CN14160045	<b>Analyst:</b> Adrian
<b>Data file:</b> C:\Chem3211\Data\17Jan18\10.D	

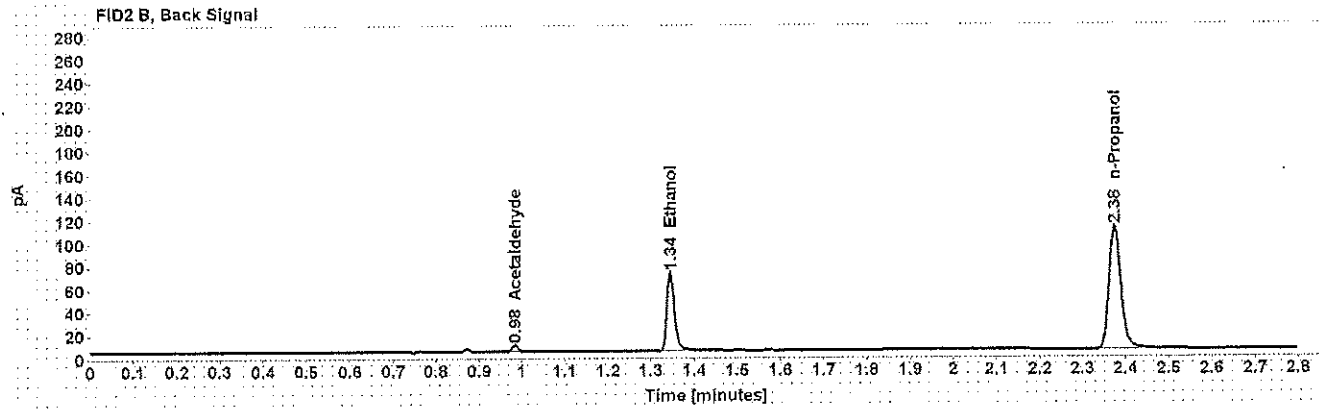
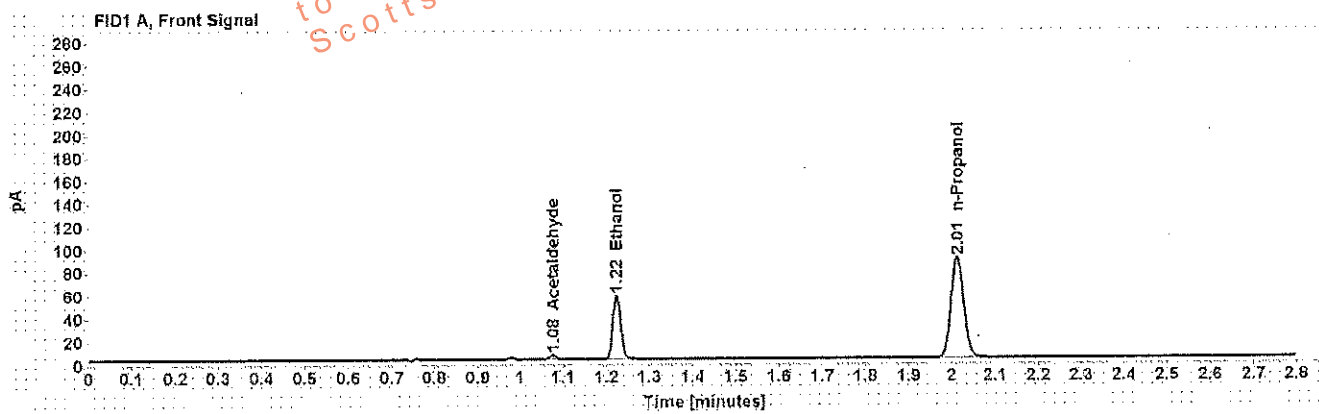


Table 1: FID 1 A (column DB-ALC1)

Compound	Amount (g/100mL)	Time (min)	Peak Area
Acetaldehyde	-----	1.077	3.961
>Ethanol	0.1100	1.224	71.027
n-Propanol	-----	2.013	178.206

Table 2: FID 2 B (column DB-ALC2)

Compound	Time (min)	Peak Area
Acetaldehyde	0.984	5.010
Ethanol	1.345	83.148
n-Propanol	2.375	207.220

## Scottsdale Police Department Crime Lab Volatiles Analysis

Sample: [REDACTED]	Item number: 1165396
Injection date: 1/17/2018 10:08:27 AM	Vial: 11
Method: ethanol quant.M	Sequencer: 17Jan18
Instrument: US14173023 CN14160045	Analyst: Adrian
Data file: C:\Chem32\1\Data\17Jan18\11.D	

Dissemination is restricted to Criminal Justice Agencies and authorized agencies. Dissemination to unauthorized agencies is PROHIBITED.  
 Scottsdale City Prosecutor

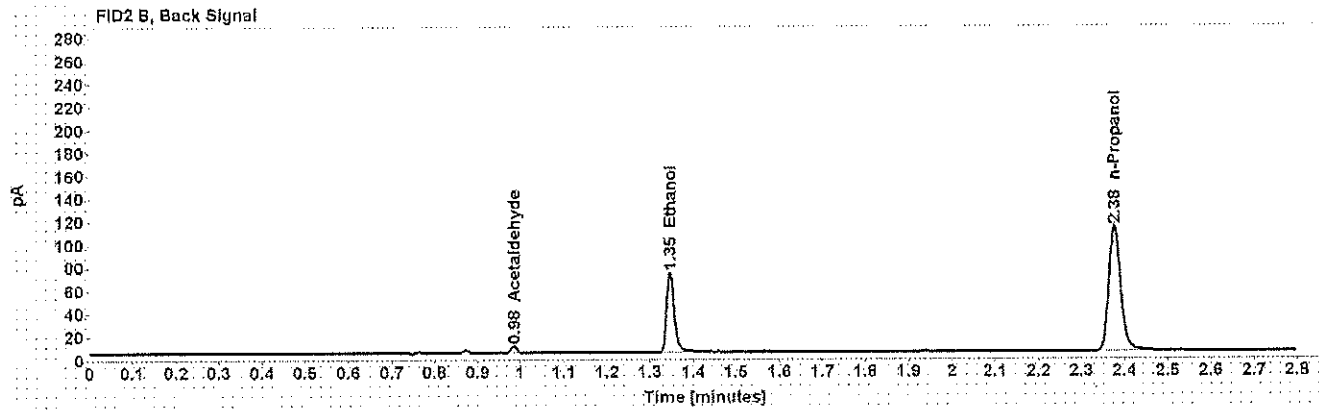
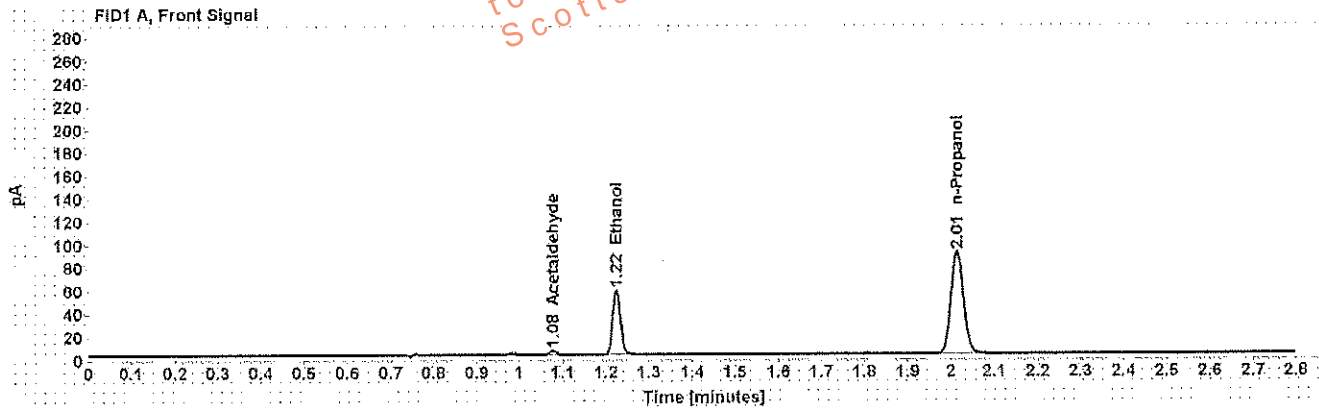


Table 1: FID 1 A (column DB-ALC1)

Compound	Amount (g/100mL)	Time (min)	Peak Area
Acetaldehyde	-----	1.078	4.040
>Ethanol	0.1105	1.225	72.417
n-Propanol	-----	2.014	180.922

Table 2: FID 2 B (column DB-ALC2)

Compound	Time (min)	Peak Area
Acetaldehyde	0.985	5.033
Ethanol	1.346	84.794
n-Propanol	2.377	210.169

## Scottsdale Police Department Crime Lab Volatiles Analysis

Sample: [REDACTED]	Item number: 1193109
Injection date: 1/17/2018 10:12:27 AM	Vial: 12
Method: ethanol quant.M	Sequence: 17Jan18
Instrument: US14173023 CN14160045	Analyst: Adrian
Data file: C:\Chem3211\Data\17Jan18\12.D	

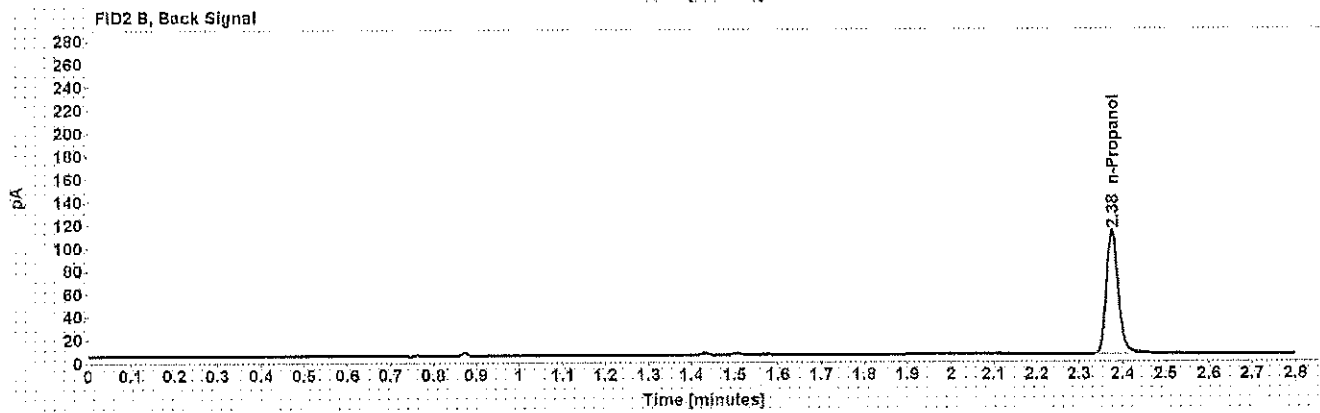
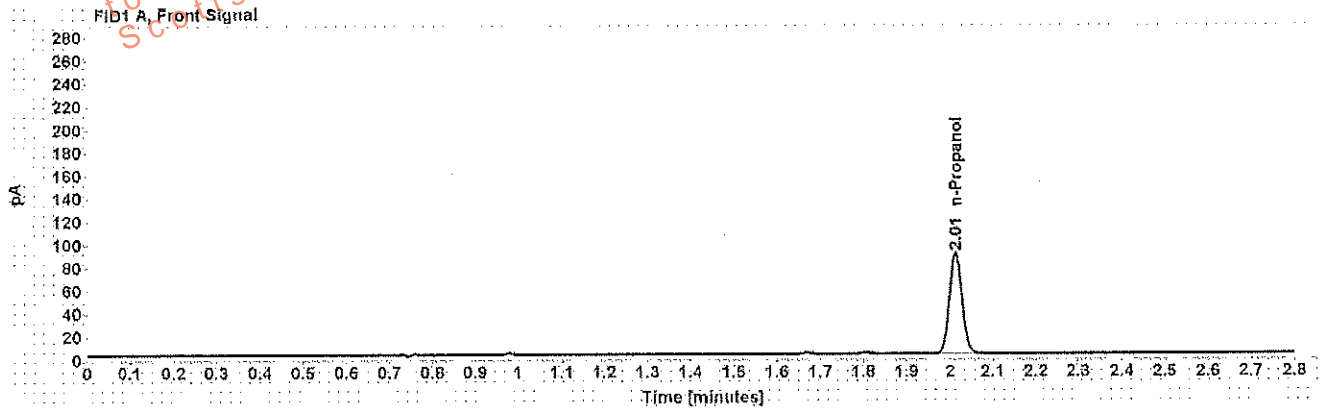


Table 1: FID 1 A (column DB-ALC1)

Compound	Amount (g/100mL)	Time (min)	Peak Area
n-Propanol	-----	2.013	178.165

Table 2: FID 2 B (column DB-ALC2)

Compound	Time (min)	Peak Area
n-Propanol	2.376	207.097

## Scottsdale Police Department Crime Lab Volatiles Analysis

Sample: [REDACTED]	Item number: 1193109
Injection date: 1/17/2018 10:16:42 AM	Vial: 13
Method: ethanol quant.M	Sequence: 17Jan18
Instrument: US14173023 CN14160045	Analyst: Adrian
Data file: C:\Chem3211\Data\17Jan18\13.D	

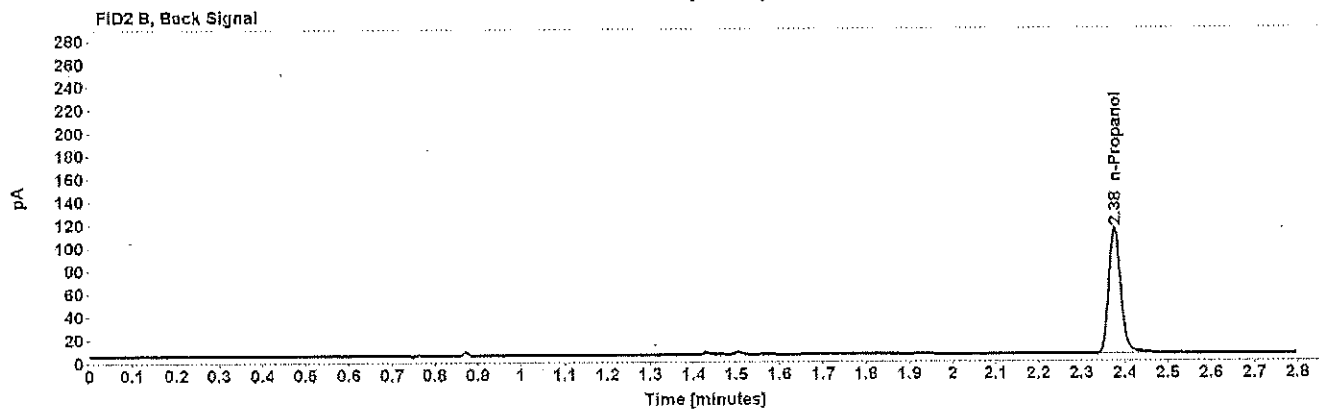
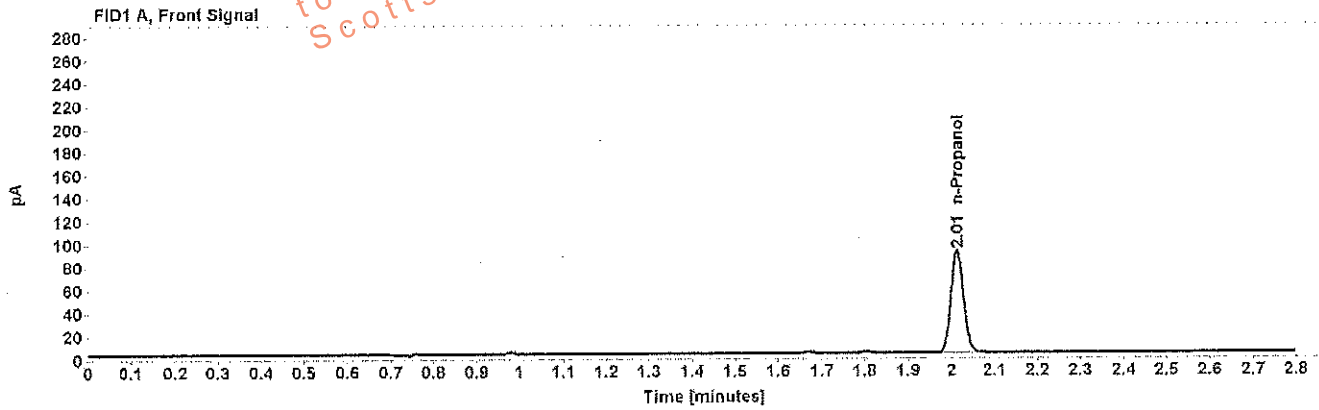


Table 1: FID 1 A (column DB-ALC1)

Compound	Amount (g/100mL)	Time (min)	Peak Area
n-Propanol	-----	2.013	181.093

Table 2: FID 2 B (column DB-ALC2)

Compound	Time (min)	Peak Area
n-Propanol	2.376	210.845

## Scottsdale Police Department Crime Lab Volatiles Analysis

Sample: [REDACTED]	Item number: 1192964
Injection date: 1/17/2018 10:20:42 AM	Vial: 14
Method: ethanol quant.M	Sequence: 17Jan18
Instrument: US14173023 CN14160045	Analyst: Adrian
Data file: C:\Chem32\1\Data\17Jan18\14.D	

Dissemination is restricted to Criminal Justice Agencies and authorized personnel only. Dissemination to unauthorized agencies is PROHIBITED.  
 Scottsdale City Prosecutor

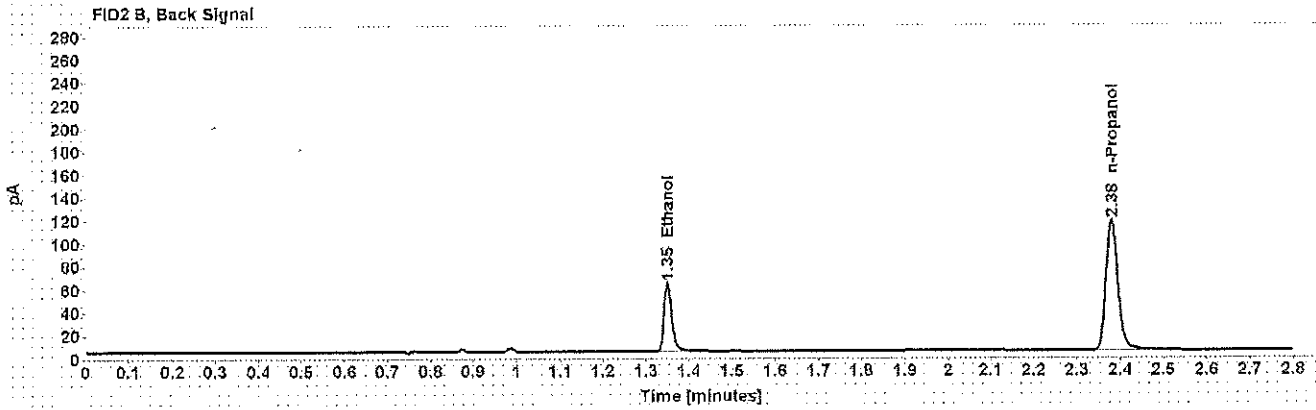
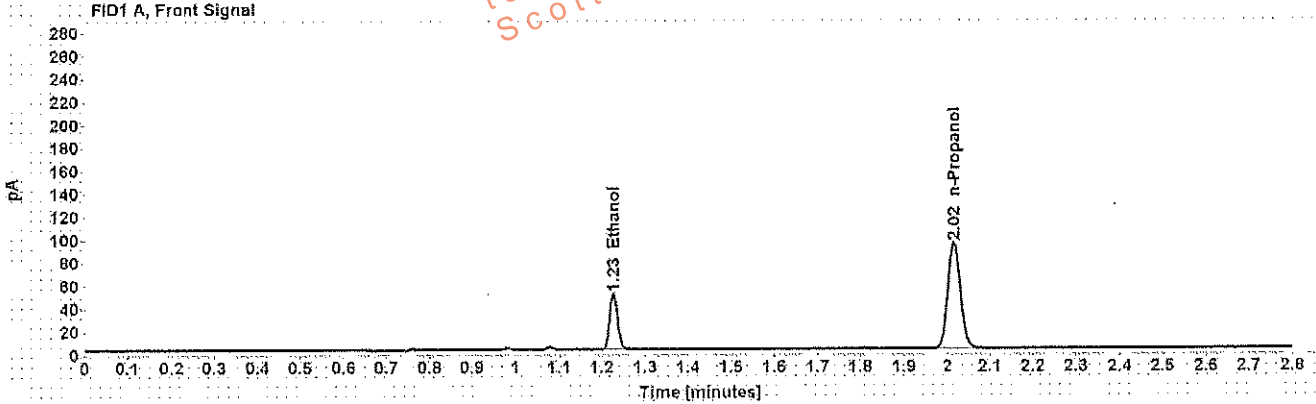


Table 1: FID 1 A (column DB-ALC1)

Compound	Amount (g/100mL)	Time (min)	Peak Area
>Ethanol	0.0925	1.227	62.909
n-Propanol	-----	2.016	188.213

Table 2: FID 2 B (column DB-ALC2)

Compound	Time (min)	Peak Area
Ethanol	1.350	73.380
n-Propanol	2.380	219.441

## Scottsdale Police Department Crime Lab Volatiles Analysis

Sample: [REDACTED]	Item number: 1192964
Injection date: 1/17/2018 10:24:42 AM	Vial: 15
Method: ethanol quant.M	Sequence: 17Jan18
Instrument: US14173023 CN14160045	Analyst: Adrian
Data file: C:\Chem32\11\Data\17Jan18\15.D	

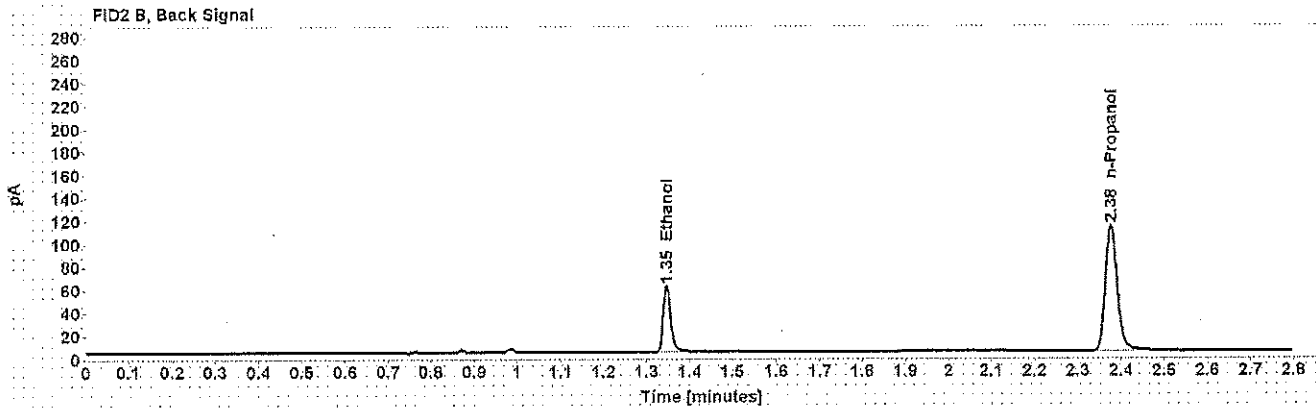
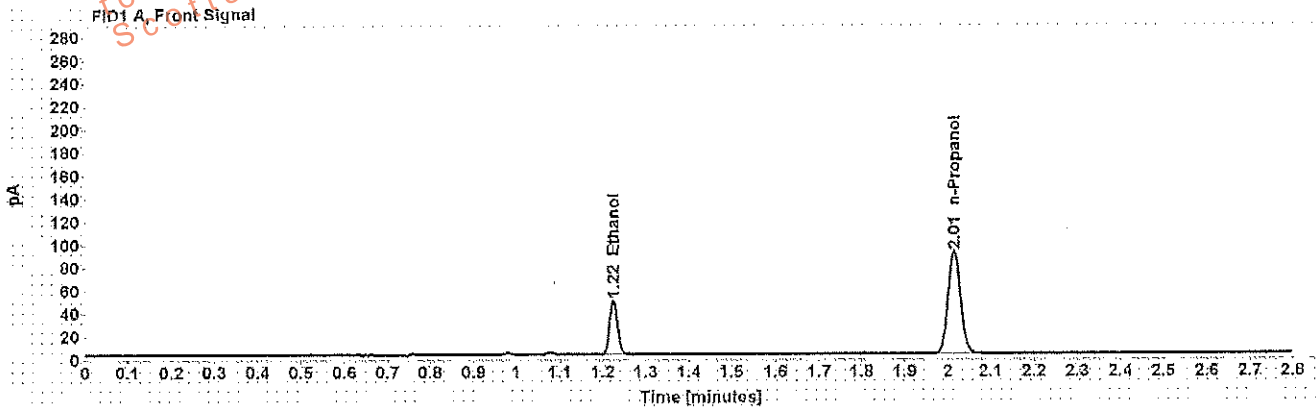


Table 1: FID 1 A (column DB-ALC1)

Compound	Amount (g/100mL)	Time (min)	Peak Area
>Ethanol	0.0920	1.225	60.480
n-Propanol	-----	2.014	181.876

Table 2: FID 2 B (column DB-ALC2)

Compound	Time (min)	Peak Area
Ethanol	1.346	70.911
n-Propanol	2.377	211.614

## Scottsdale Police Department Crime Lab Volatiles Analysis

Sample: [REDACTED]	Item number: 72-01A
Injection date: 1/17/2018 10:28:42 AM	Vial: 16
Method: ethanol quant.M	Sequence: 17Jan18
Instrument: US14173023 CN14160045	Analyst: Adrian
Data file: C:\Chem32\11\Data\17Jan18\16.D	

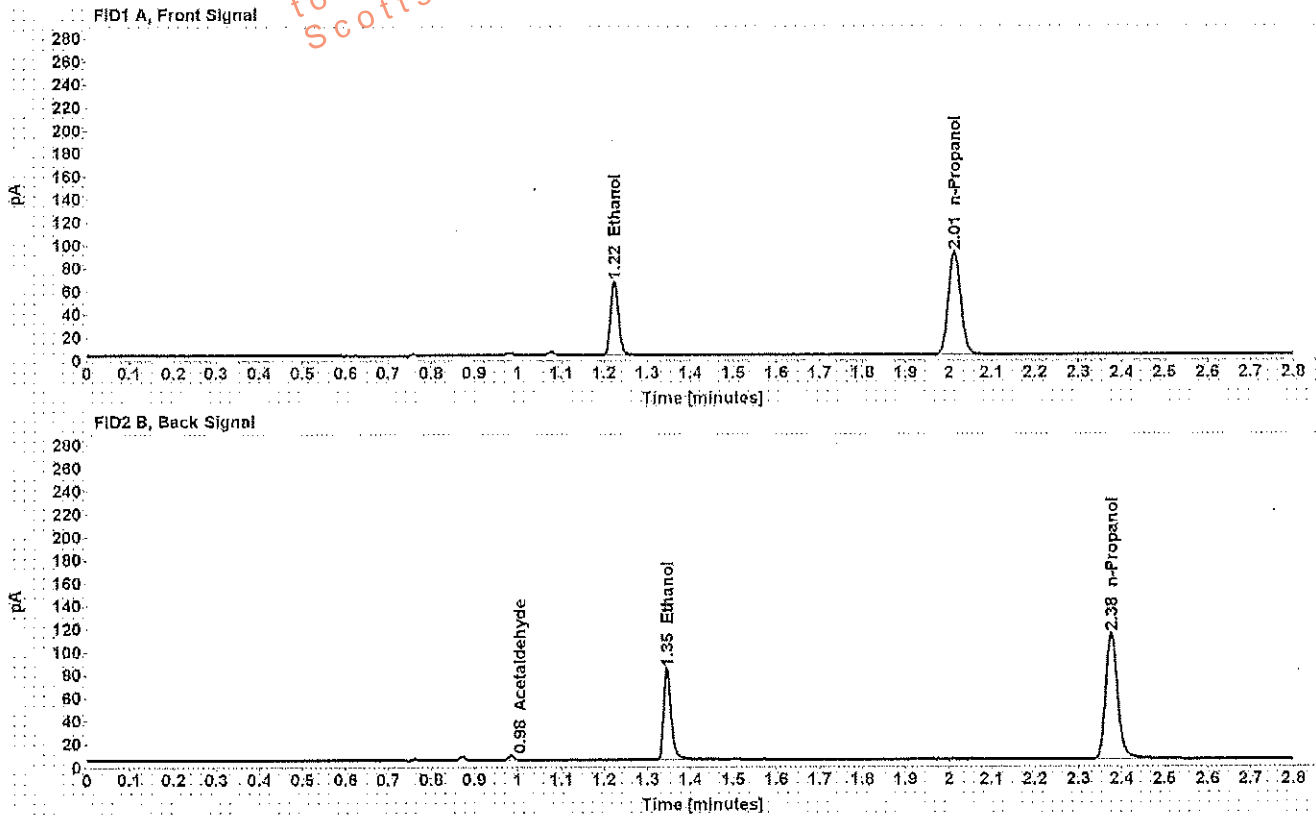


Table 1: FID 1 A (column DB-ALC1)

Compound	Amount (g/100mL)	Time (min)	Peak Area
>Ethanol	0.1244	1.224	82.117
n-Propanol	-----	2.013	181.870

Table 2: FID 2 B (column DB-ALC2)

Compound	Time (min)	Peak Area
Acetaldehyde	0.984	3.817
Ethanol	1.345	96.879
n-Propanol	2.376	212.046



## Scottsdale Police Department Crime Lab Volatiles Analysis

Sample: [REDACTED]	Item number: 72-01A
Injection date: 1/17/2018 10:32:42 AM	Vial: 17
Method: ethanol quant.M	Sequence: 17Jan18
Instrument: US14173023 CN14160045	Analyst: Adrian
Data file: C:\Chem32\1\Data\17Jan18\17.D	

Dissemination is restricted to Criminal Justice Agencies and authorized personnel only. Dissemination to unauthorized agencies is PROHIBITED.  
Scottsdale City Prosecutor

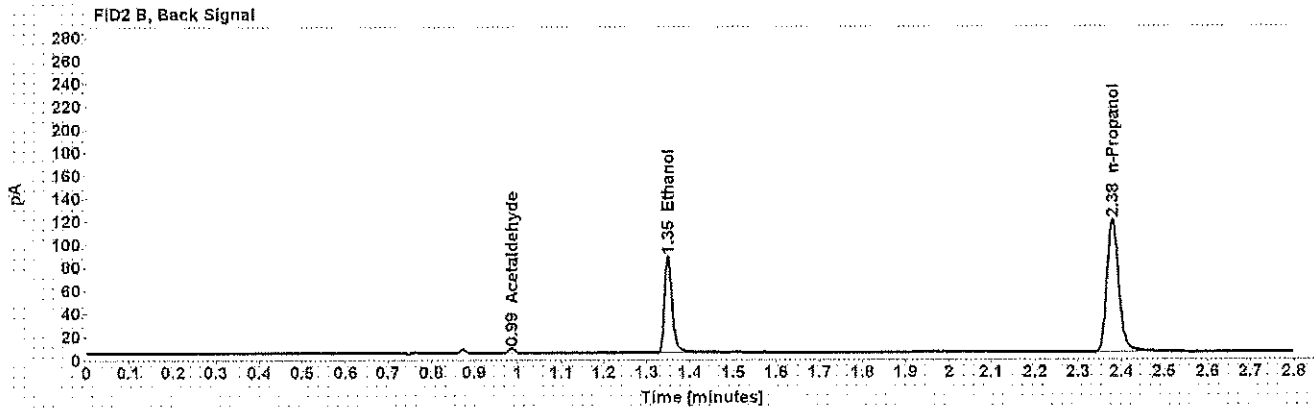
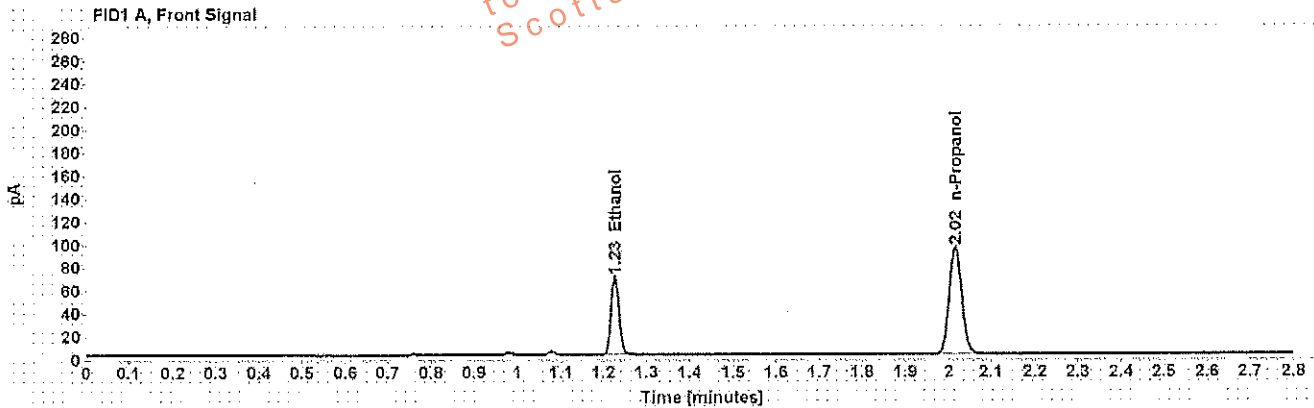


Table 1: FID 1 A (column DB-ALC1)

Compound	Amount (g/100mL)	Time (min)	Peak Area
>Ethanol	0.1265	1.226	87.286
n-Propanol	-----	2.016	190.100

Table 2: FID 2 B (column DB-ALC2)

Compound	Time (min)	Peak Area
Acetaldehyde	0.986	3.853
Ethanol	1.349	103.210
n-Propanol	2.380	221.611

## Scottsdale Police Department Crime Lab Volatiles Analysis

Sample: [REDACTED]	Item number: 310-01A
Injection date: 1/17/2018 10:36:42 AM	Vial: 18
Method: ethanol quant.M	Sequence: 17Jan18
Instruments: US14173023 CN14160045	Analyst: Adrian
Data file: C:\Chem32\1\Data\17Jan18\18.D	

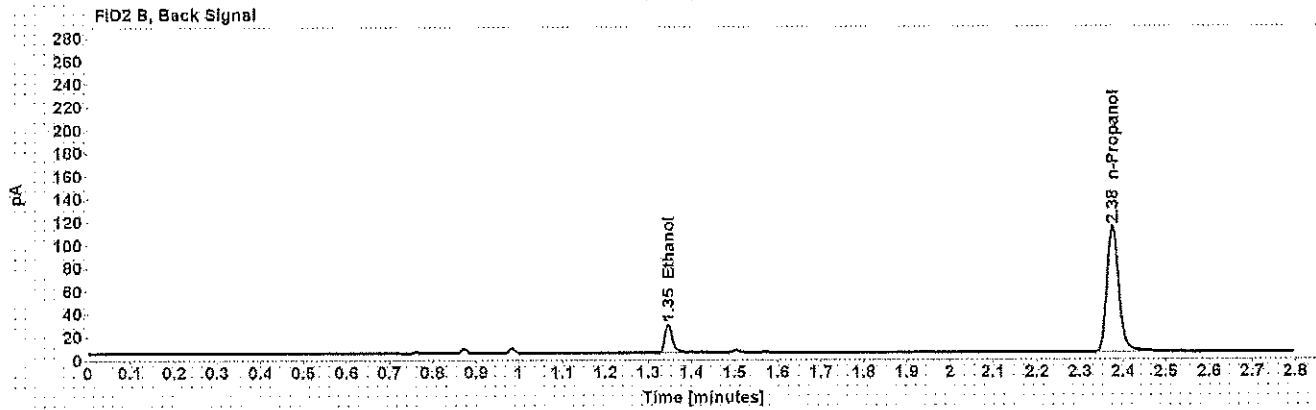
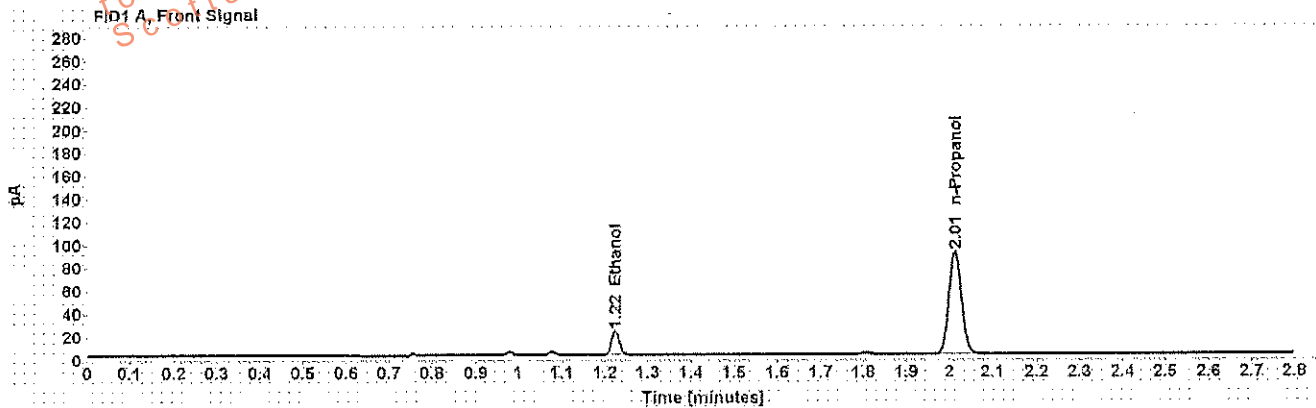


Table 1: FID 1 A (column DB-ALC1)

Compound	Amount (g/100mL)	Time (min)	Peak Area
>Ethanol	0.0416	1.224	26.776
n-Propanol	-----	2.013	182.053

Table 2: FID 2 B (column DB-ALC2)

Compound	Time (min)	Peak Area
Ethanol	1.346	31.589
n-Propanol	2.375	212.056

## Scottsdale Police Department Crime Lab Volatiles Analysis

Sample: [REDACTED]	Item number: 310-01A
Injection date: 1/17/2018 10:40:57 AM	Vial: 19
Method: ethanol quant.M	Sequence: 17Jan18
Instrument: US14173023 GN14160045	Analyst: Adrian
Data file: C:\Chem3211\Data\17Jan18\19.D	

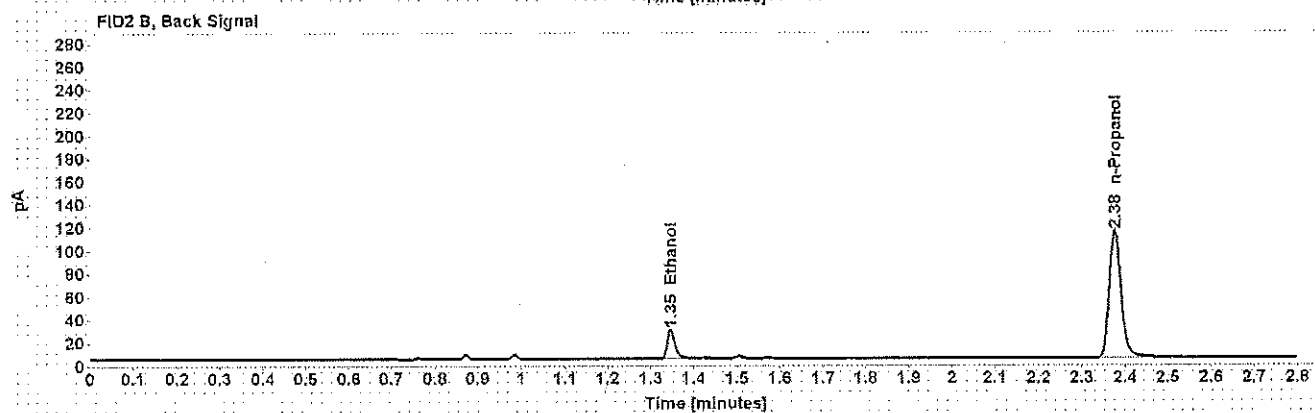
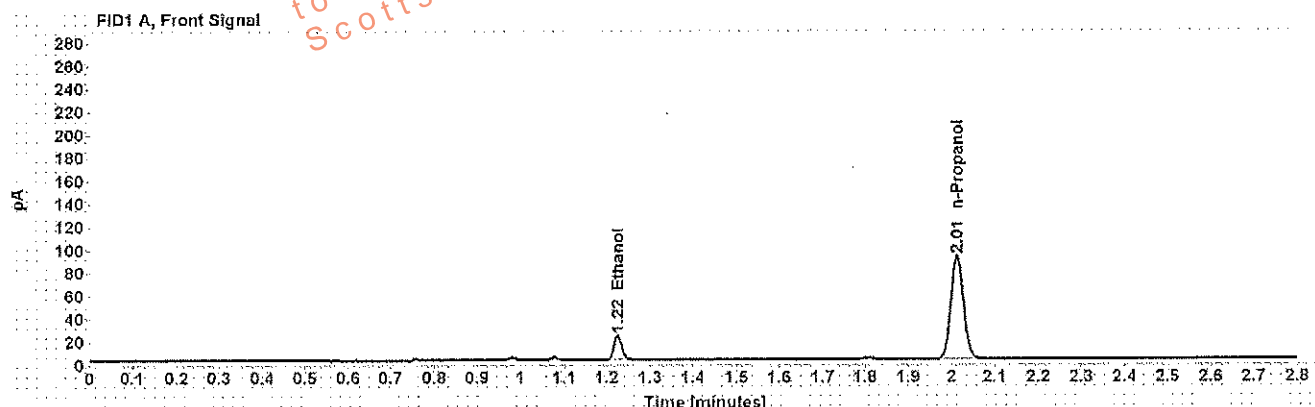


Table 1: FID 1 A (column DB-ALC1)

Compound	Amount (g/100mL)	Time (min)	Peak Area
>Ethanol	0.0422	1.225	27.294
n-Propanol	-----	2.014	183.000

Table 2: FID 2 B (column DB-ALC2)

Compound	Time (min)	Peak Area
Ethanol	1.347	32.100
n-Propanol	2.376	213.607

## Scottsdale Police Department Crime Lab Volatiles Analysis

Sample: [REDACTED]	Item number: 72-01A
Injection date: 1/17/2018 10:48:57 AM	Vial: 21
Method: ethanol quant.M	Sequence: 17Jan18
Instrument: US14173023 CN14160045	Analyst: Adrian
Data file: C:\Chem32\1\Data\17Jan18\21.D	

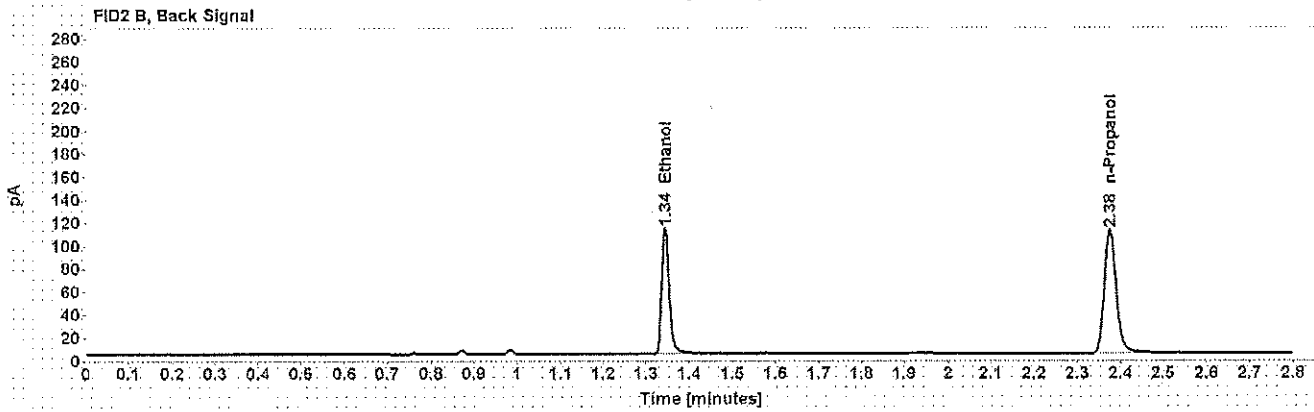
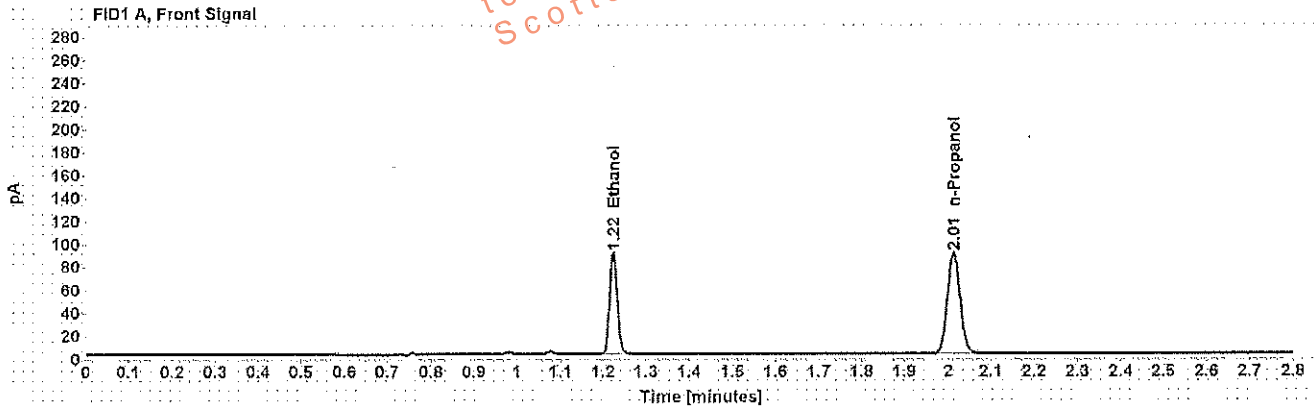


Table 1: FID 1 A (column DB-ALC1)

Compound	Amount (g/100mL)	Time (min)	Peak Area
>Ethanol	0.1727	1.223	112.376
n-Propanol	-----	2.013	178.628

Table 2: FID 2 B (column DB-ALC2)

Compound	Time (min)	Peak Area
Ethanol	1.344	132.945
n-Propanol	2.375	208.533

## Scottsdale Police Department Crime Lab Volatiles Analysis

Sample: [REDACTED]	Item number: 72-01A
Injection date: 1/17/2018 10:52:57 AM	Vial: 22
Method: ethanol quant.M	Sequence: 17Jan18
Instrument: US14173023 CN14160045	Analyst: Adrian
Data file: C:\Chem32\11\Data\17Jan18\22.D	

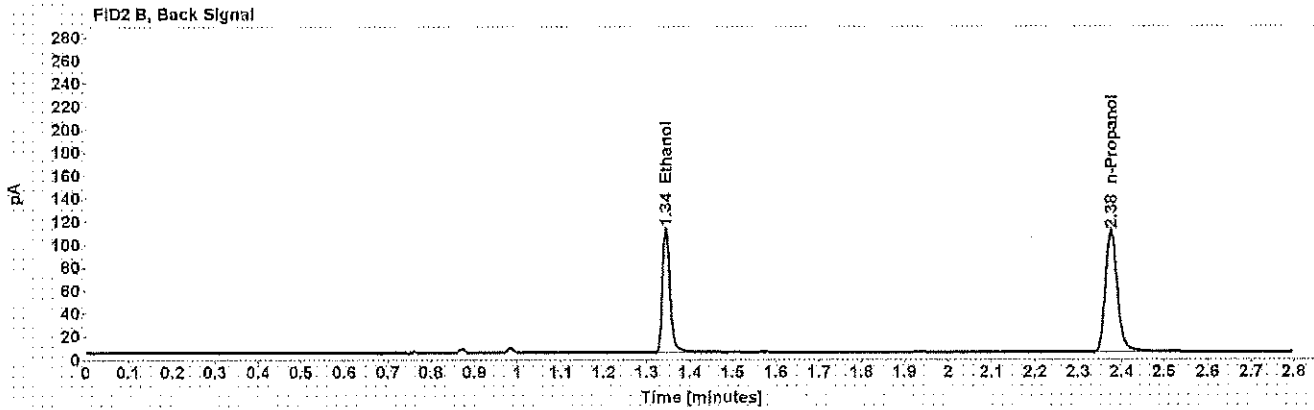
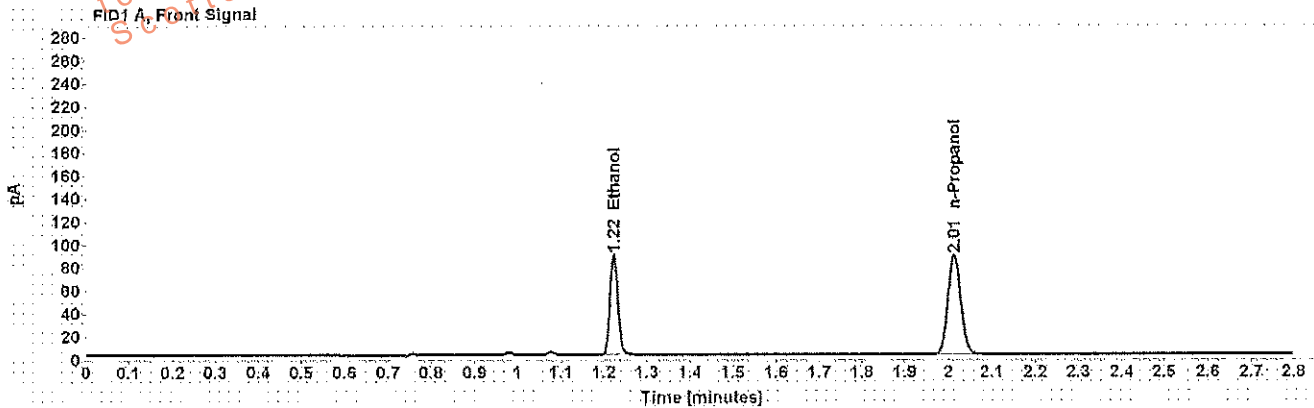


Table 1: FID 1 A (column DB-ALC1)

Compound	Amount (g/100mL)	Time (min)	Peak Area
>Ethanol	0.1735	1.223	111.228
n-Propanol	-----	2.013	176.027

Table 2: FID 2 B (column DB-ALC2)

Compound	Time (min)	Peak Area
Ethanol	1.344	131.725
n-Propanol	2.375	205.605

## Scottsdale Police Department Crime Lab Volatiles Analysis

<b>Sample:</b> [REDACTED]	<b>Item number:</b> 321-01A
<b>Injection date:</b> 1/17/2018 10:56:57 AM	<b>Vial:</b> 23
<b>Method:</b> ethanol quant.M	<b>Sequence:</b> 17Jan18
<b>Instrument:</b> US14173023 CN14160045	<b>Analyst:</b> Adrian
<b>Data file:</b> C:\Chem3211\Data\17Jan18\23.D	

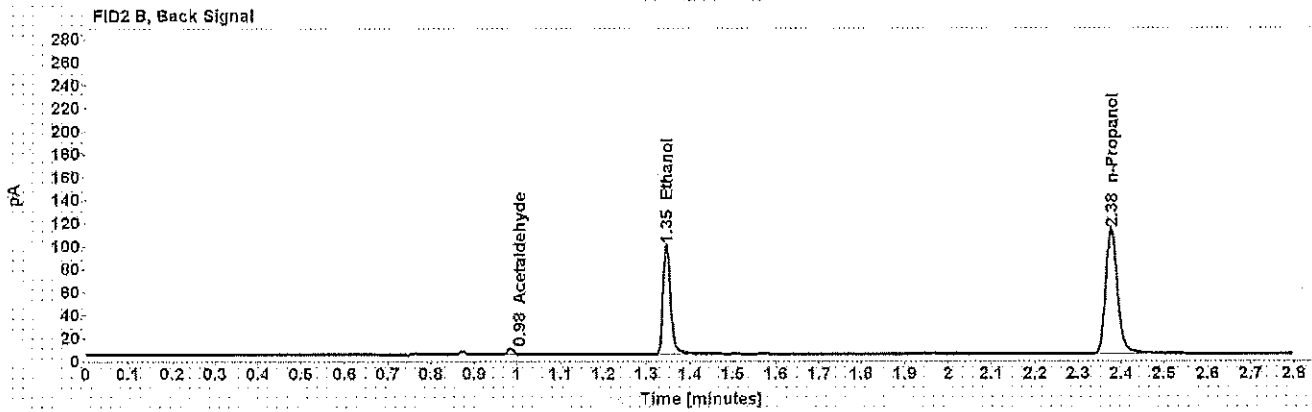
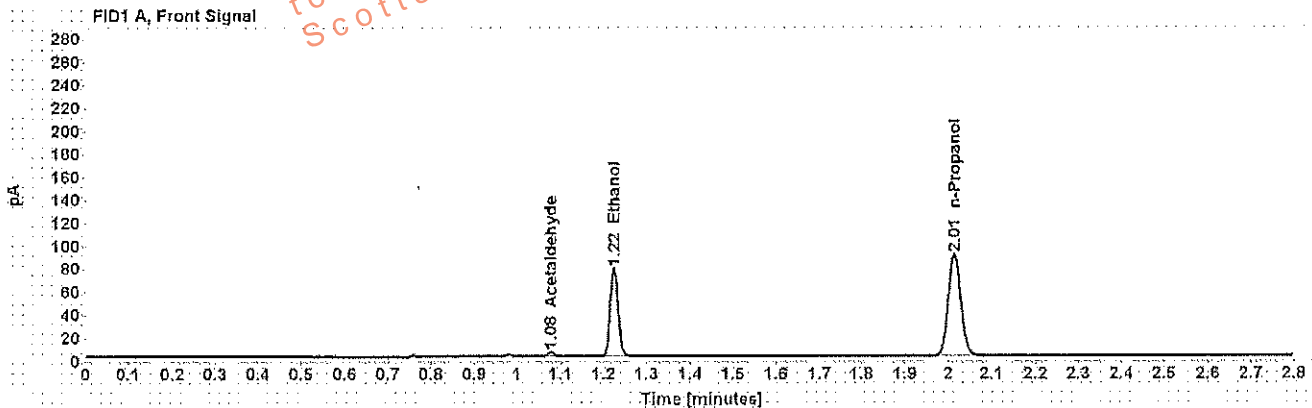


Table 1: FID 1 A (column DB-ALC1)

Compound	Amount (g/100mL)	Time (min)	Peak Area
Acetaldehyde	-----	1.078	3.916
>Ethanol	0.1497	1.225	98.123
n-Propanol	-----	2.014	180.247

Table 2: FID 2 B (column DB-ALC2)

Compound	Time (min)	Peak Area
Acetaldehyde	0.985	4.896
Ethanol	1.346	117.469
n-Propanol	2.377	210.587

## Scottsdale Police Department Crime Lab Volatiles Analysis

Sample: [REDACTED]	Item number: 321-01A
Injection date: 1/17/2018 11:00:57 AM	Vial: 24
Method: ethanol quant.M	Sequence: 17Jan18
Instrument: US14173023 CN14160045	Analyst: Adrian
Data file: C:\Chem3211\Data\17Jan18\24.D	

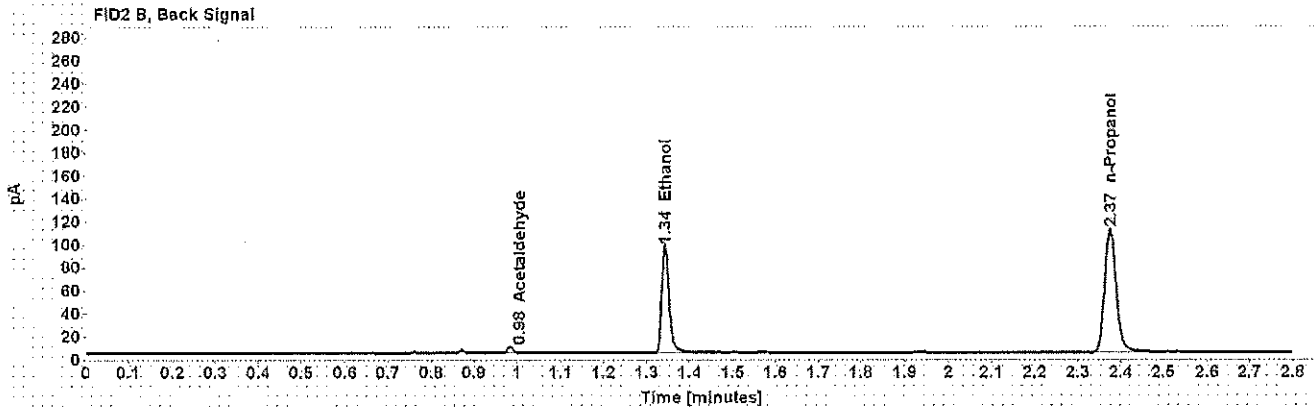
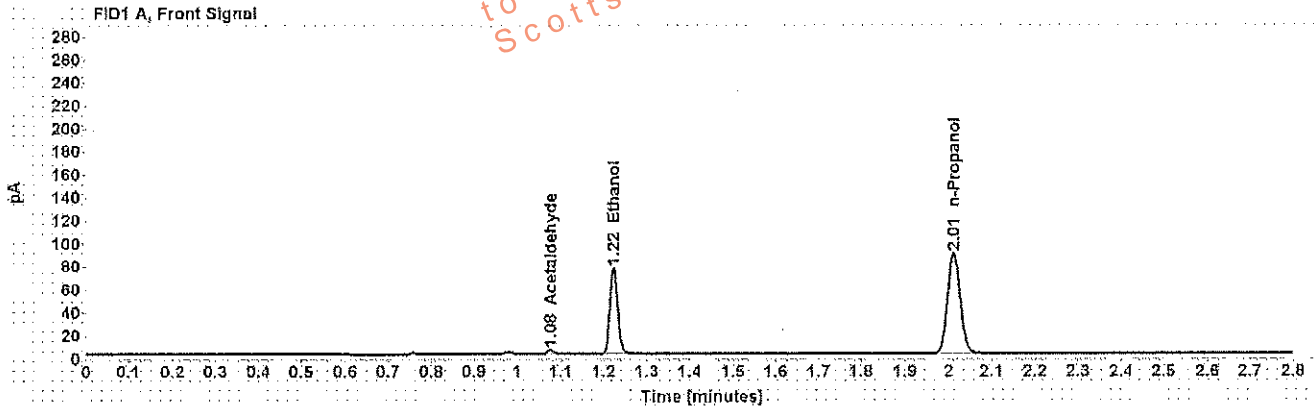


Table 1: FID 1 A (column DB-ALC1)

Compound	Amount (g/100mL)	Time (min)	Peak Area
Acetaldehyde	-----	1.077	3.757
>Ethanol	0.1480	1.223	95.806
n-Propanol	-----	2.012	178.015

Table 2: FID 2 B (column DB-ALC2)

Compound	Time (min)	Peak Area
Acetaldehyde	0.984	4.752
Ethanol	1.343	114.641
n-Propanol	2.375	208.010



## Scottsdale Police Department Crime Lab Volatiles Analysis

Sample: [REDACTED]	Item number: 176-01A
Injection date: 1/17/2018 11:05:12 AM	Vial: 25
Method: ethanol quant.M	Sequence: 17Jan18
Instrument: US14173023 CN14160045	Analyst: Adrian
Data file: C:\Chem32\11\Data\17Jan18\25.D	

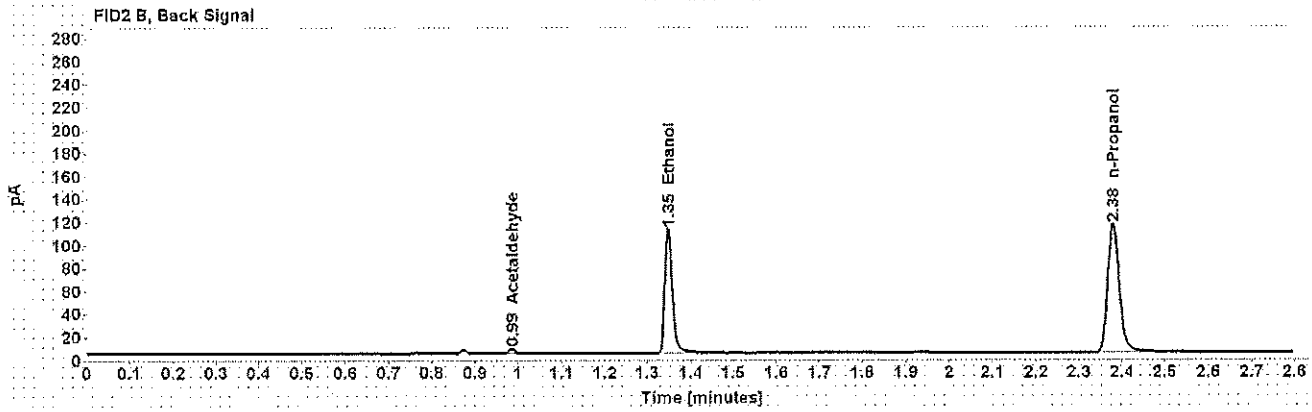
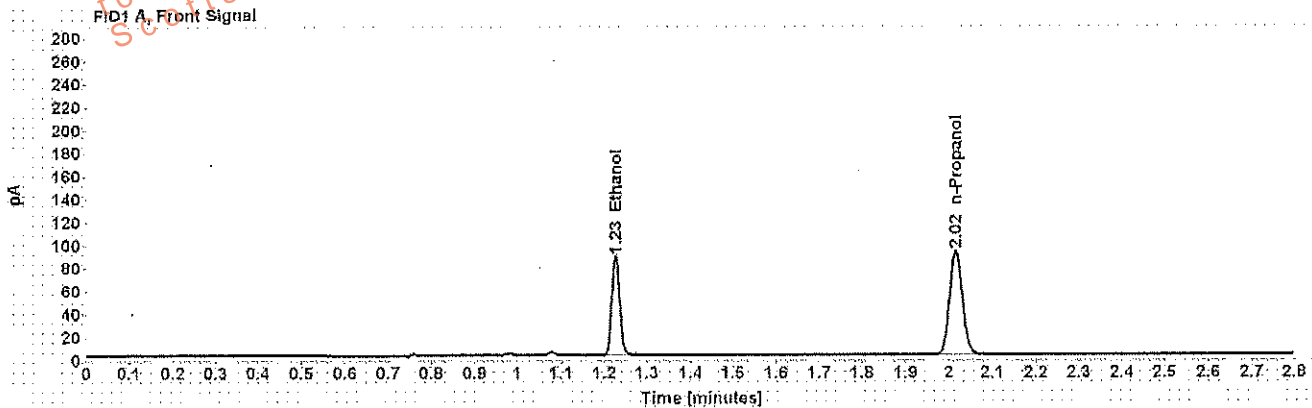


Table 1: FID 1 A (column DB-ALC1)

Compound	Amount (g/100mL)	Time (min)	Peak Area
>Ethanol	0.1663	1.226	111.662
n-Propanol	-----	2.016	184.384

Table 2: FID 2 B (column DB-ALC2)

Compound	Time (min)	Peak Area
Acetaldehyde	0.986	3.772
Ethanol	1.349	132.056
n-Propanol	2.379	215.554

## Scottsdale Police Department Crime Lab Volatiles Analysis

<b>Sample:</b> [REDACTED]	<b>Item number:</b> 176-01A
<b>Injection date:</b> 1/17/2018 11:09:12 AM	<b>Vial:</b> 26
<b>Method:</b> ethanol quant.M	<b>Sequence:</b> 17Jan18
<b>Instrument:</b> US14173023 CN14160045	<b>Analyst:</b> Adrian
<b>Data file:</b> C:\Chem32\11\Data\17Jan18\26.D	

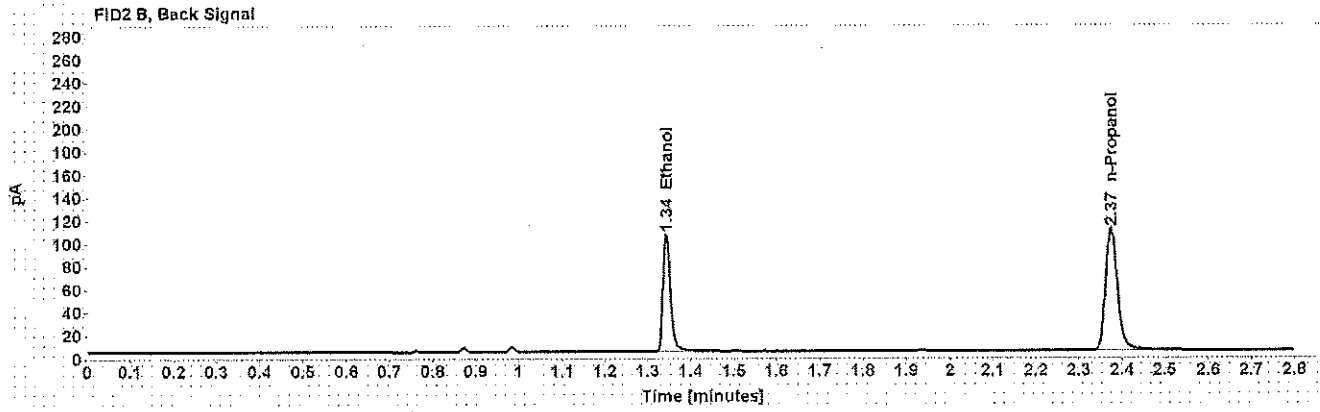
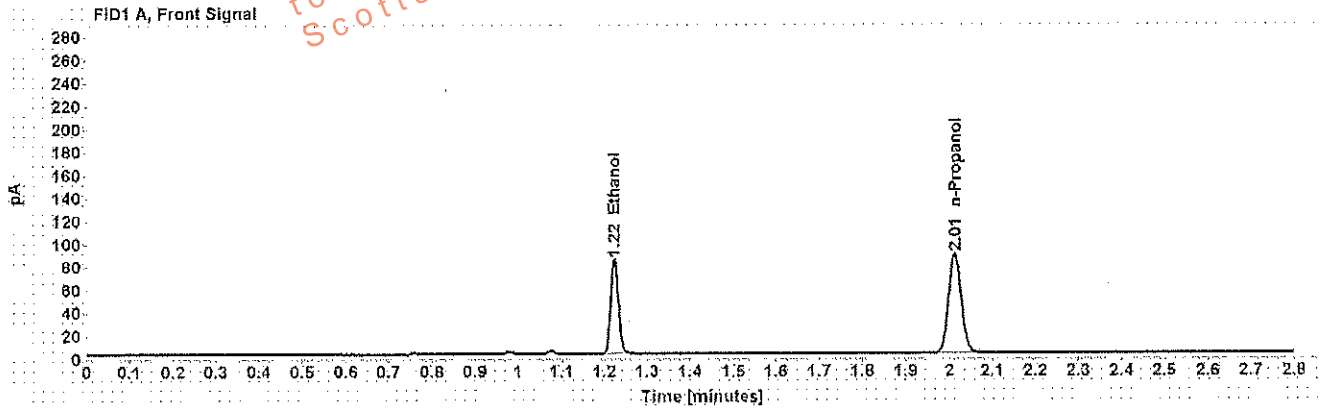


Table 1: FID 1 A (column DB-ALC1)

Compound	Amount (g/100mL)	Time (min)	Peak Area
>Ethanol	0.1635	1.223	105.112
n-Propanol	-----	2.013	176.615

Table 2: FID 2 B (column DB-ALC2)

Compound	Time (min)	Peak Area
Ethanol	1.344	124.448
n-Propanol	2.375	206.245

## Scottsdale Police Department Crime Lab Volatiles Analysis

Sample: [REDACTED]	Item number: 1190274
Injection date: 1/17/2018 11:13:12 AM	Vial: 27
Method: ethanol quant.M	Sequence: 17Jan18
Instrument: US14173023 CN14160045	Analyst: Adrian
Data file: C:\Chem32\1\Data\17Jan18\27.D	

Dissemination is restricted to Criminal Justice Agencies and authorized agencies only. Dissemination to unauthorized agencies is PROHIBITED.  
Scottsdale City Prosecutor

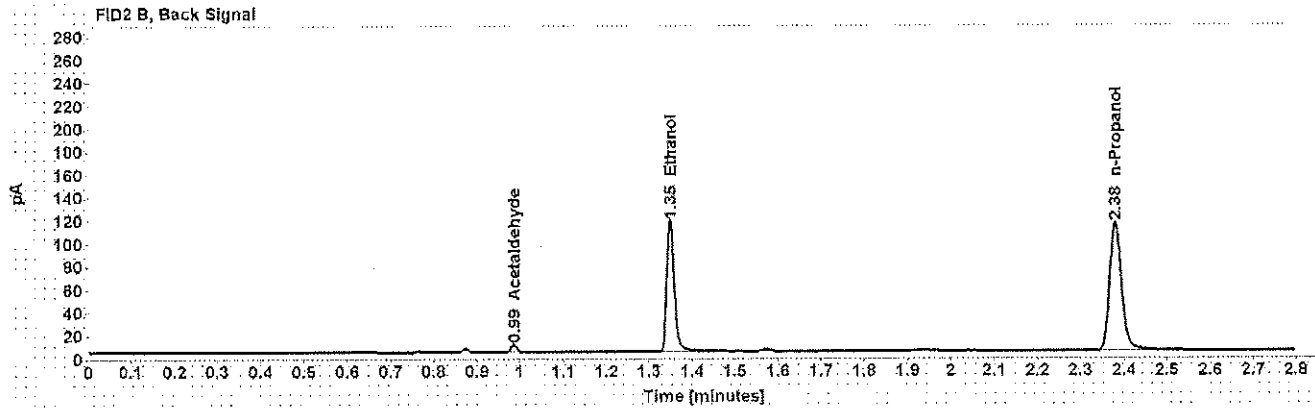
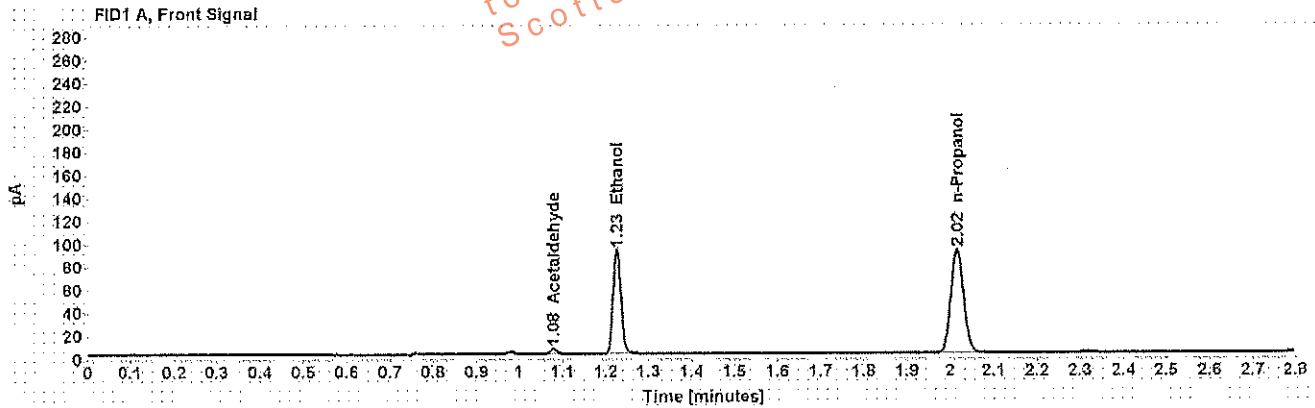


Table 1: FID 1 A (column DB-ALC1)

Compound	Amount (g/100mL)	Time (min)	Peak Area
Acetaldehyde	-----	1.079	4.800
>Ethanol	0.1738	1.226	117.112
n-Propanol	-----	2.016	184.989

Table 2: FID 2 B (column DB-ALC2)

Compound	Time (min)	Peak Area
Acetaldehyde	0.986	6.021
Ethanol	1.349	140.226
n-Propanol	2.379	215.430

## Scottsdale Police Department Crime Lab Volatiles Analysis

Sample: [REDACTED]	Item number: 1190274
Injection date: 1/17/2018 11:17:12 AM	Vial: 28
Method: ethanol quant.M	Sequence: 17Jan18
Instrument: US14173023 CN14160045	Analyst: Adrian
Data file: C:\Chem3211\Data\17Jan18\28.D	

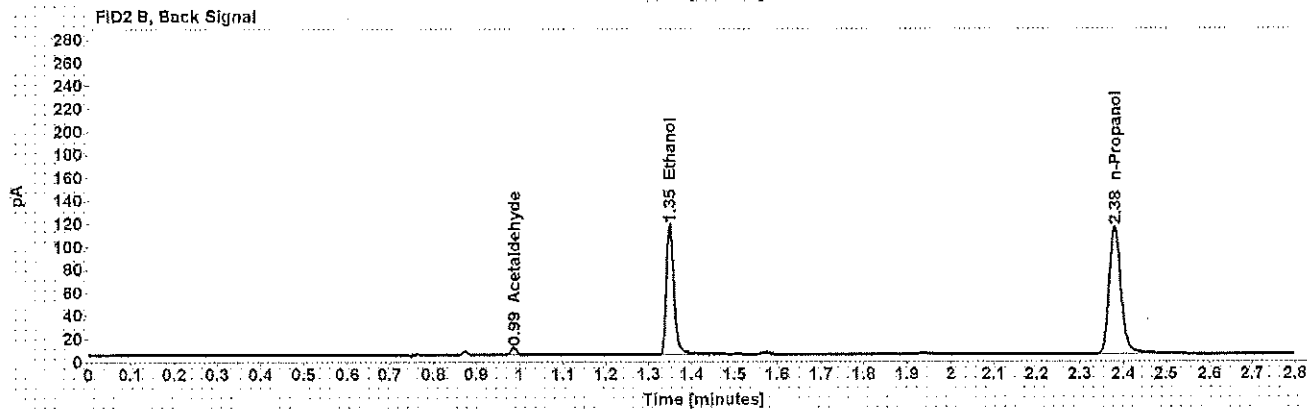
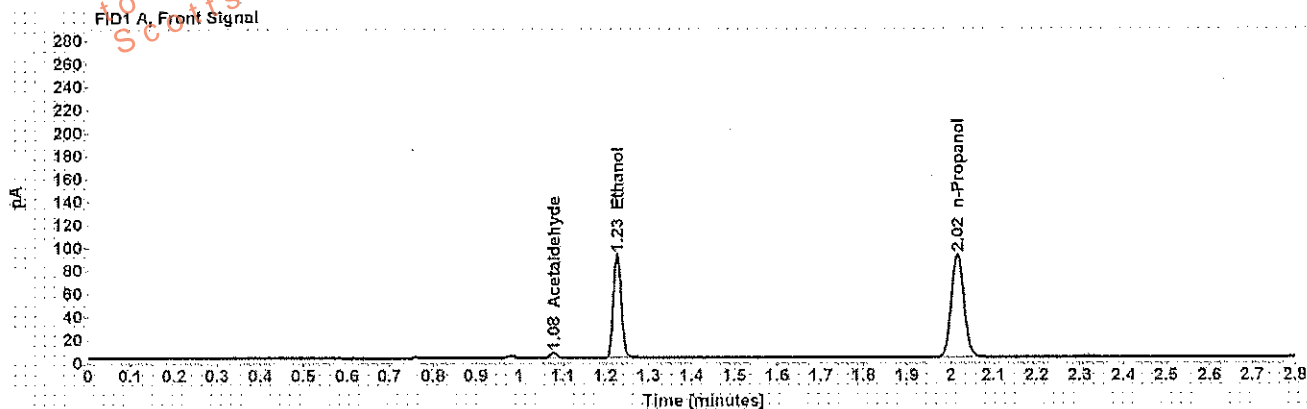


Table 1: FID 1 A (column DB-ALC1)

Compound	Amount (g/100mL)	Time (min)	Peak Area
Acetaldehyde	-----	1.079	4.717
>Ethanol	0.1749	1.227	116.636
n-Propanol	-----	2.016	183.080

Table 2: FID 2 B (column DB-ALC2)

Compound	Time (min)	Peak Area
Acetaldehyde	0.986	5.953
Ethanol	1.349	139.907
n-Propanol	2.380	214.951

## Scottsdale Police Department Crime Lab Volatiles Analysis

Sample: [REDACTED]	Item number: 1189115
Injection date: 1/17/2018 11:21:12 AM	Vial: 29
Method: ethanol quant.M	Sequence: 17Jan18
Instrument: US14173023 CN14160045	Analyst: Adrian
Data file: C:\Chem32\11\Data\17Jan18\29.D	

Dissem. is restricted to Criminal Justice Agencies and authorized dissemination ONLY. Secondary dissemination to unauthorized agencies is PROHIBITED.  
 Scottsdale City Prosecutor

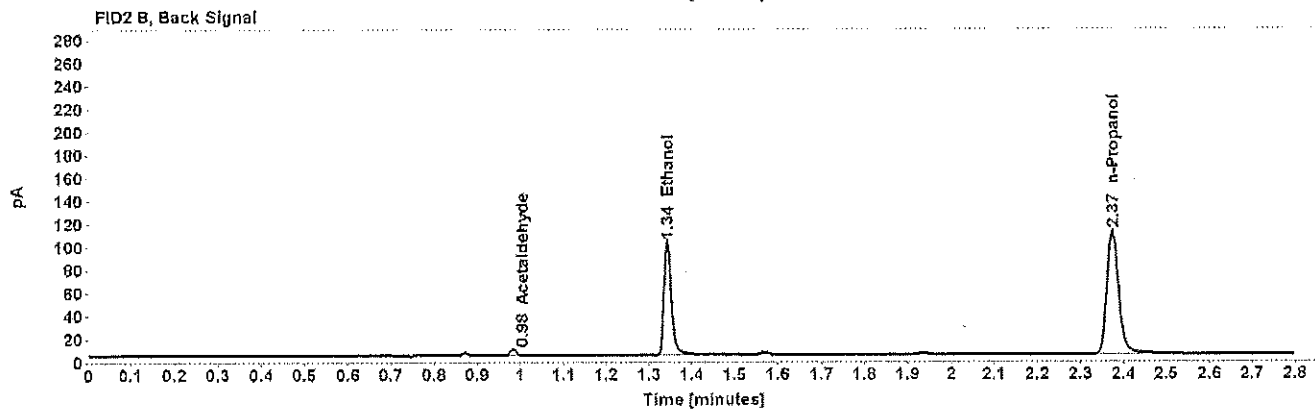
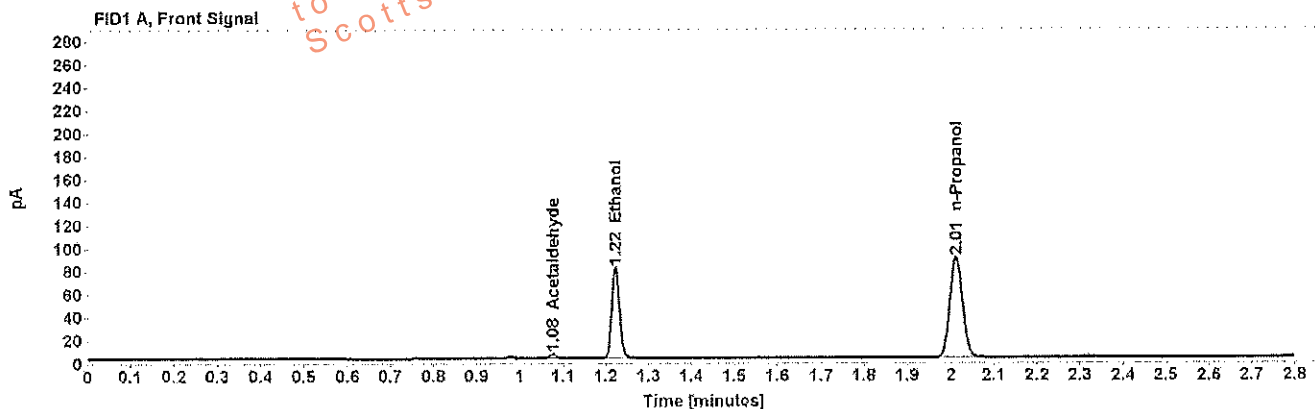


Table 1: FID 1 A (column DB-ALC1)

Compound	Amount (g/100mL)	Time (min)	Peak Area
Acetaldehyde	-----	1.077	3.829
>Ethanol	0.1559	1.223	101.167
n-Propanol	-----	2.012	178.335

Table 2: FID 2 B (column DB-ALC2)

Compound	Time (min)	Peak Area
Acetaldehyde	0.983	4.852
Ethanol	1.343	121.208
n-Propanol	2.374	209.096

## Scottsdale Police Department Crime Lab Volatiles Analysis

Sample: [REDACTED]	Item number: 1189115
Injection date: 1/17/2018 11:25:11 AM	Vial: 30
Method: ethanol quant.M	Sequence: 17Jan18
Instrument: US14173023 CN14160045	Analyst: Adrian
Data file: C:\Chem32\1\Data\17Jan18\30.D	

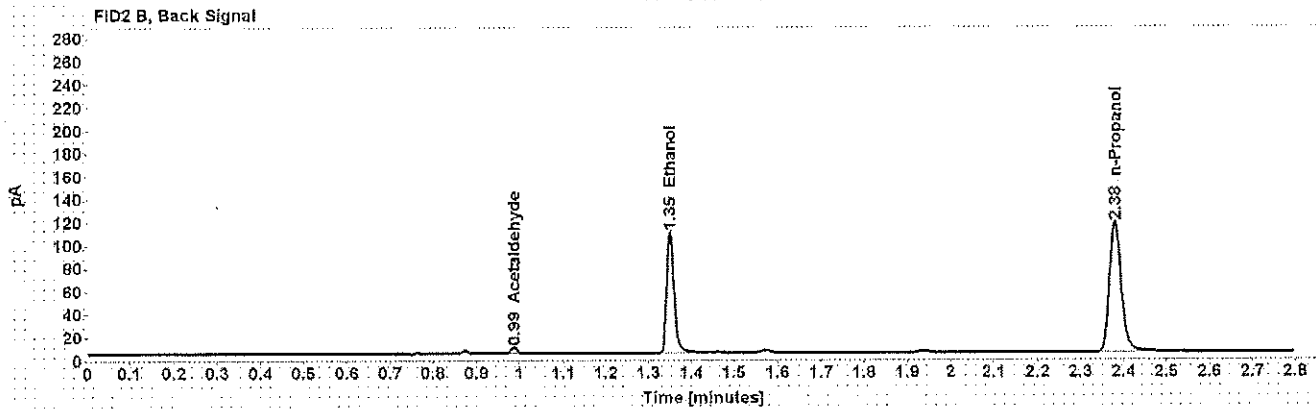
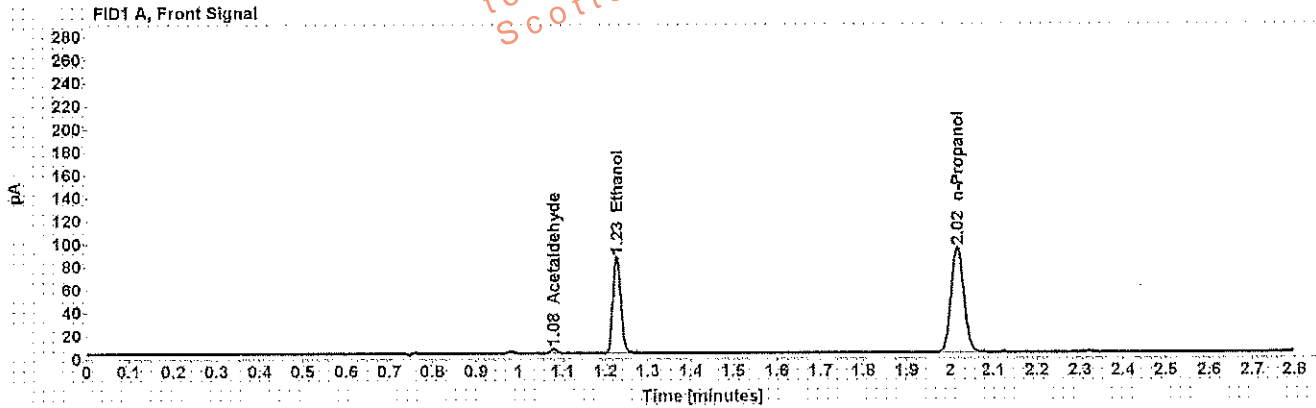


Table 1: FID 1 A (column DB-ALC1)

Compound	Amount (g/100mL)	Time (min)	Peak Area
Acetaldehyde	-----	1.079	3.976
>Ethanol	0.1588	1.227	108.510
n-Propanol	-----	2.016	187.797

Table 2: FID 2 B (column DB-ALC2)

Compound	Time (min)	Peak Area
Acetaldehyde	0.987	5.045
Ethanol	1.350	130.071
n-Propanol	2.380	218.871

## Scottsdale Police Department Crime Lab Volatiles Analysis

Sample: [REDACTED]	Item number: 1190295
Injection date: 1/17/2018 11:33:27 AM	Vial: 32
Method: ethanol quant.M	Sequence: 17Jan18
Instrument: US14173023 CN14160045	Analyst: Adrian
Data file: C:\Chem32\11Data\17Jan18\32.D	

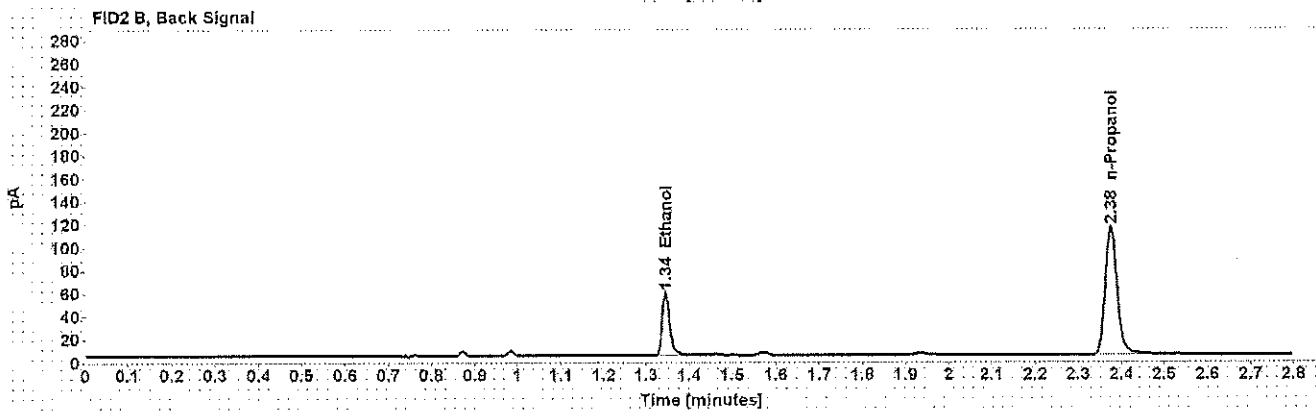
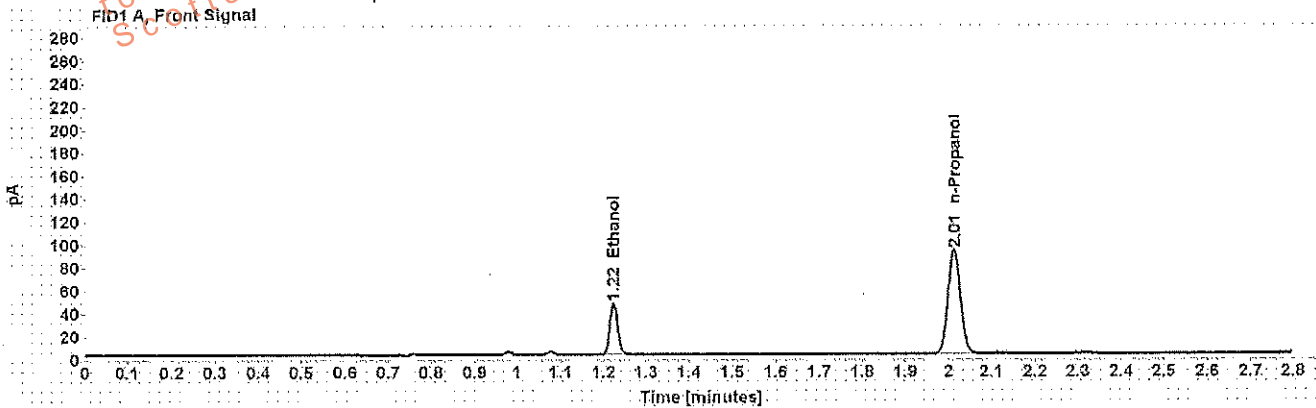


Table 1: FID 1 A (column DB-ALC1)

Compound	Amount (g/100mL)	Time (min)	Peak Area
>Ethanol	0.0860	1.224	57.543
n-Propanol	-----	2.013	185.482

Table 2: FID 2 B (column DB-ALC2)

Compound	Time (min)	Peak Area
Ethanol	1.345	87.431
n-Propanol	2.375	216.167

## Scottsdale Police Department Crime Lab Volatiles Analysis

Sample: [REDACTED]	Item number: 1190295
Injection date: 1/17/2018 11:37:27 AM	Vial: 33
Method: ethanol quant.M	Sequence: 17Jan18
Instrument: US14173023 CN14160045	Analyst: Adrian
Data file: C:\Chem32\1\Data\17Jan18\33.D	

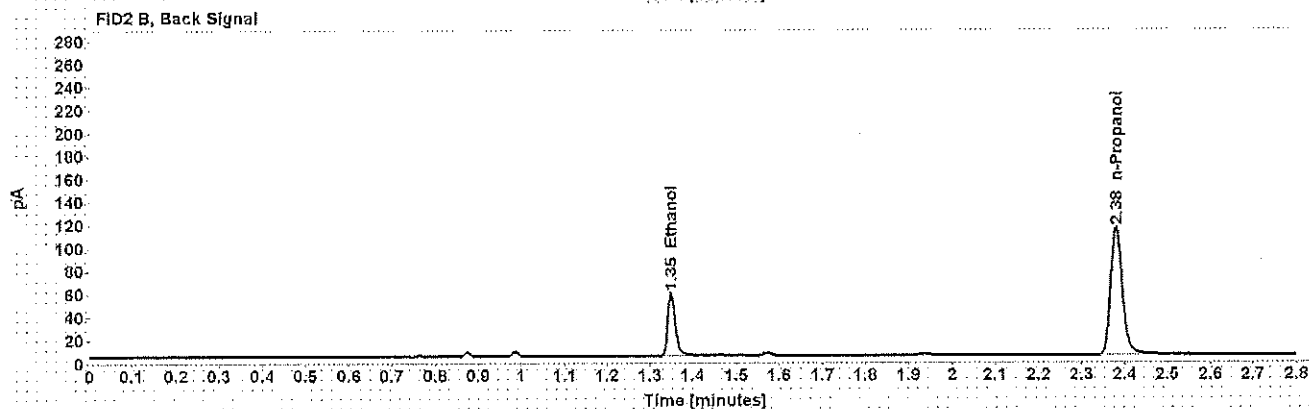
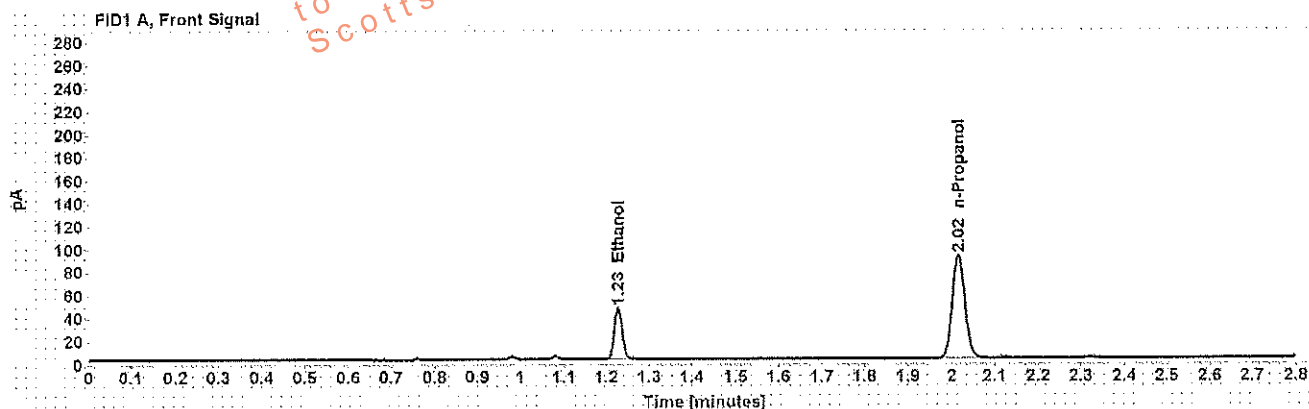


Table 1: FID 1 A (column DB-ALC1)

Compound	Amount (g/100mL)	Time (min)	Peak Area
>Ethanol	0.0873	1.227	58.044
n-Propanol	-----	2.016	184.208

Table 2: FID 2 B (column DB-ALC2)

Compound	Time (min)	Peak Area
Ethanol	1.350	69.438
n-Propanol	2.380	214.988



## Scottsdale Police Department Crime Lab Volatiles Analysis

Sample: [REDACTED]	Item number: 1188897
Injection date: 1/17/2018 11:41:27 AM	Vial: 34
Method: ethanol quant.M	Sequence: 17Jan18
Instrument: US14173023 CN14160045	Analyst: Adrian
Data file: C:\Chem32\1\Data\17Jan18\34.D	

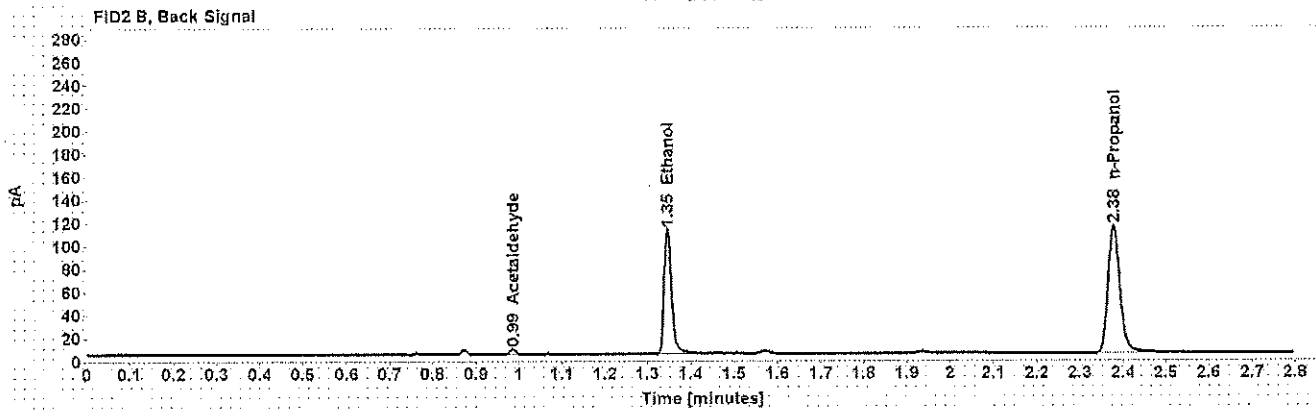
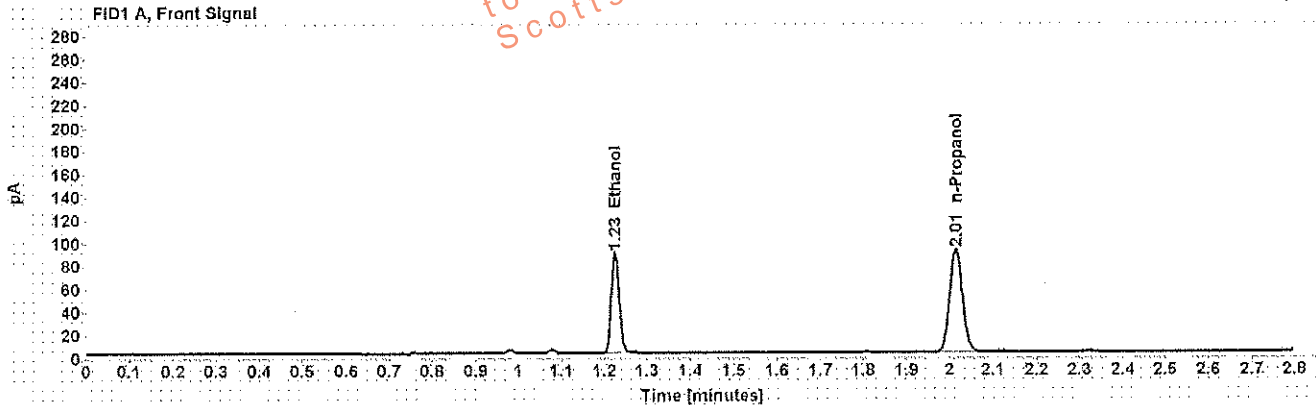


Table 1: FID 1 A (column DB-ALC1)

Compound	Amount (g/100mL)	Time (min)	Peak Area
>Ethanol	0.1671	1.225	111.580
n-Propanol	-----	2.015	183.351

Table 2: FID 2 B (column DB-ALC2)

Compound	Time (min)	Peak Area
Acetaldehyde	0.985	3.961
Ethanol	1.347	133.925
n-Propanol	2.378	214.119

## Scottsdale Police Department Crime Lab Volatiles Analysis

Sample: [REDACTED]	Item number: 1188897
Injection date: 1/17/2018 11:45:27 AM	Vial: 35
Method: ethanol quant.M	Sequence: 17Jan18
Instrument: US14173023 CN14160045	Analyst: Adrian
Data file: C:\Chem3211\Data\17Jan18\35.D	

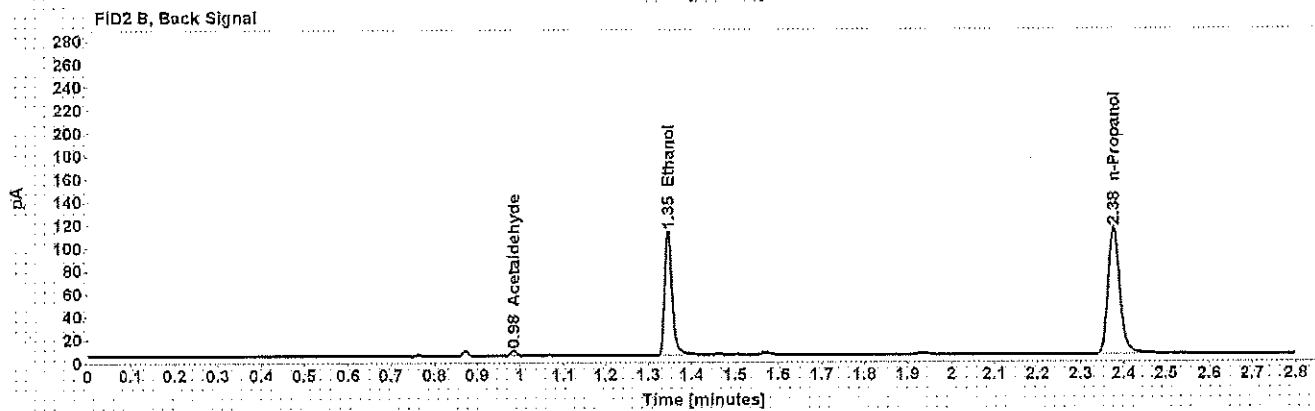
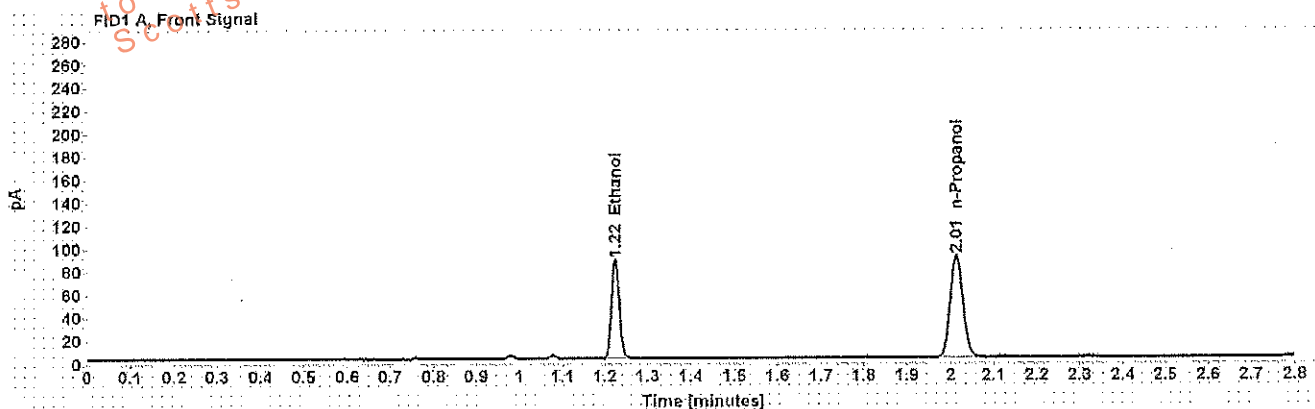


Table 1: FID 1 A (column DB-ALC1)

Compound	Amount (g/100mL)	Time (min)	Peak Area
>Ethanol	0.1668	1.224	110.547
n-Propanol	-----	2.014	182.053

Table 2: FID 2 B (column DB-ALC2)

Compound	Time (min)	Peak Area
Acetaldehyde	0.985	3.909
Ethanol	1.346	132.779
n-Propanol	2.377	212.611

## Scottsdale Police Department Crime Lab Volatiles Analysis

Sample: [REDACTED]	Item number: 1190079
Injection date: 1/17/2018 11:49:27 AM	Vial: 36
Method: ethanol quant.M	Sequence: 17Jan18
Instrument: US14173023 CN14160045	Analyst: Adrian
Data file: C:\Chem32\1\Data\17Jan18\36.D	

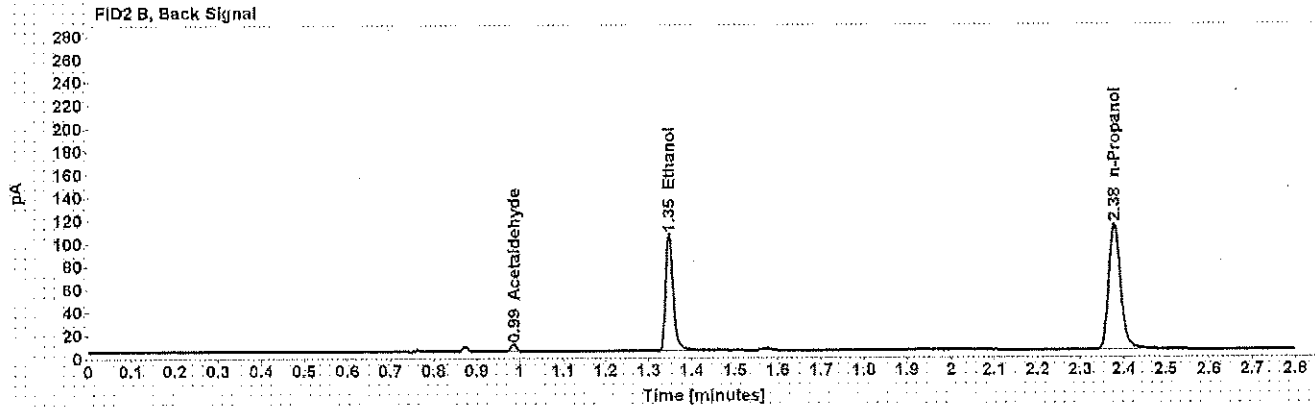
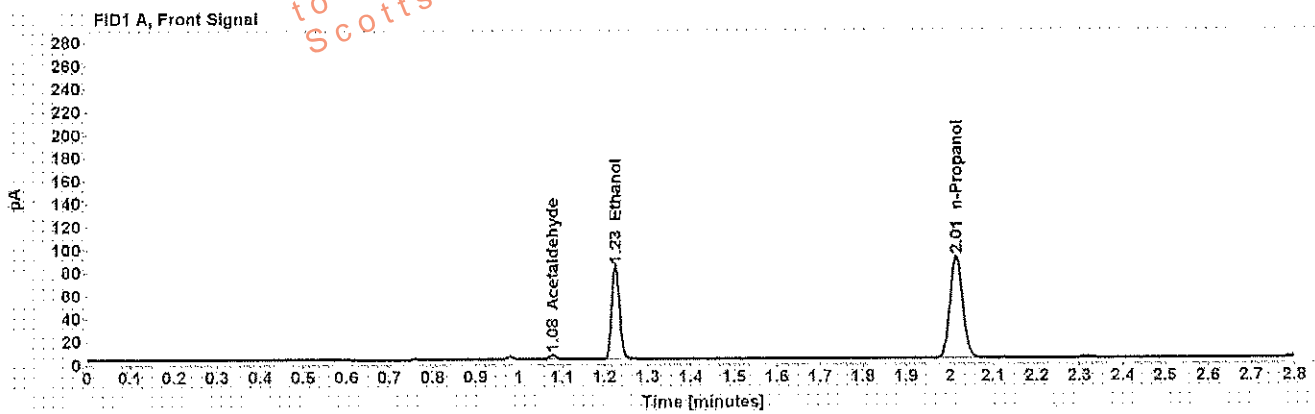


Table 1: FID 1 A (column DB-ALC1)

Compound	Amount (g/100mL)	Time (min)	Peak Area
Acetaldehyde	-----	1.078	4.158
>Ethanol	0.1596	1.225	104.928
n-Propanol	-----	2.015	180.660

Table 2: FID 2 B (column DB-ALC2)

Compound	Time (min)	Peak Area
Acetaldehyde	0.986	5.259
Ethanol	1.348	125.877
n-Propanol	2.378	212.275

## Scottsdale Police Department Crime Lab Volatiles Analysis

Sample: [REDACTED]	Item number: 1190079
Injection date: 1/17/2018 11:53:42 AM	Vial: 37
Method: ethanol quant.M	Sequence: 17Jan18
Instrument: US14173023 CN14160045	Analyst: Adrian
Data file: C:\Chem32\1\Data\17Jan18\37.D	

Dissemination is restricted to Criminal Justice Agencies and authorized personnel only. Dissemination to unauthorized agencies is PROHIBITED.  
Scottsdale City Prosecutor

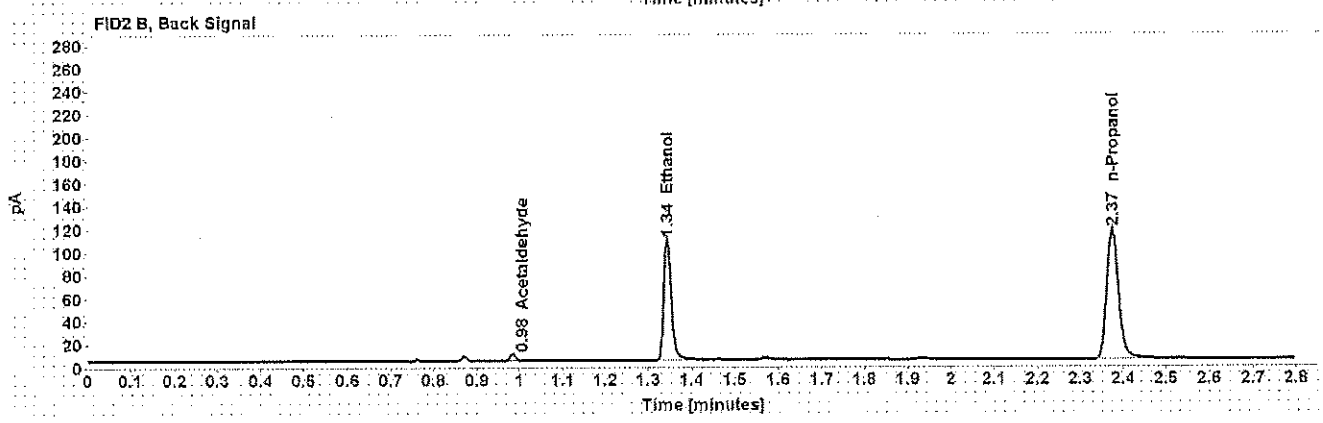
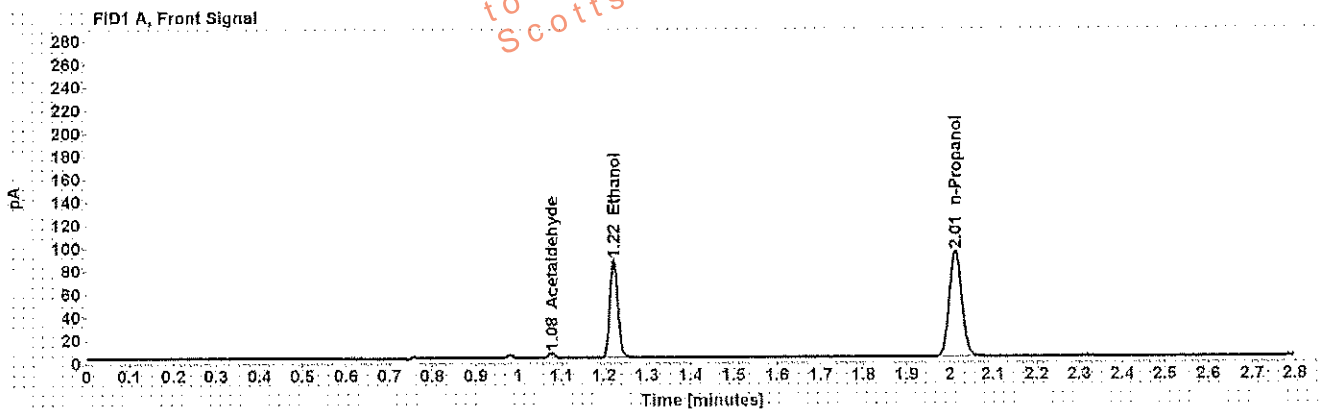


Table 1: FID 1 A (column DB-ALC1)

Compound	Amount (g/100mL)	Time (min)	Peak Area
Acetaldehyde	-----	1.077	4.222
>Ethanol	0.1600	1.223	108.529
n-Propanol	-----	2.013	186.332

Table 2: FID 2 B (column DB-ALC2)

Compound	Time (min)	Peak Area
Acetaldehyde	0.984	5.392
Ethanol	1.344	129.959
n-Propanol	2.375	219.246

## Scottsdale Police Department Crime Lab Volatiles Analysis

Sample: [REDACTED]	Item number: 1188904
Injection date: 1/17/2018 11:57:42 AM	Vial: 38
Method: ethanol quant.M	Sequence: 17Jan18
Instrument: US14173023 CN14160045	Analyst: Adrian
Data file: C:\Chem3211\Data\17Jan18\38.D	

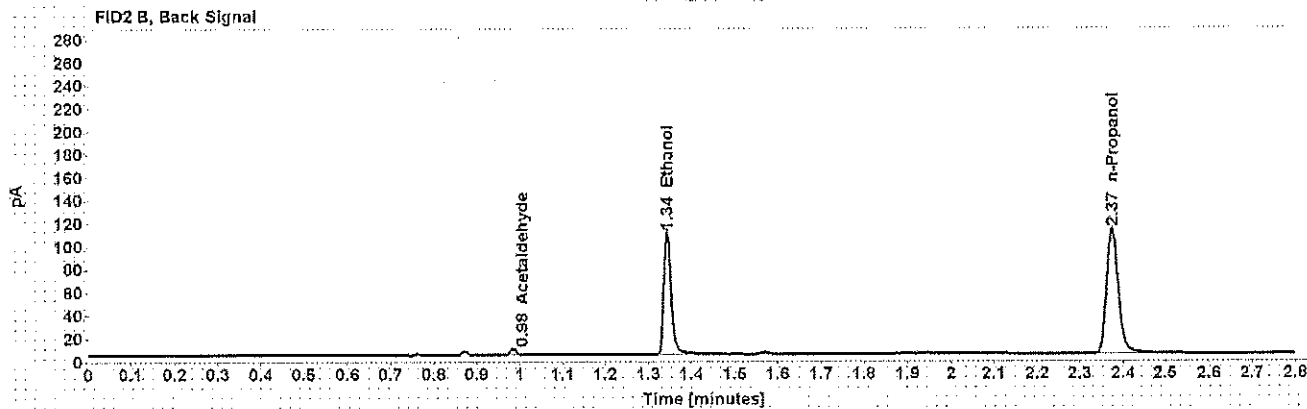
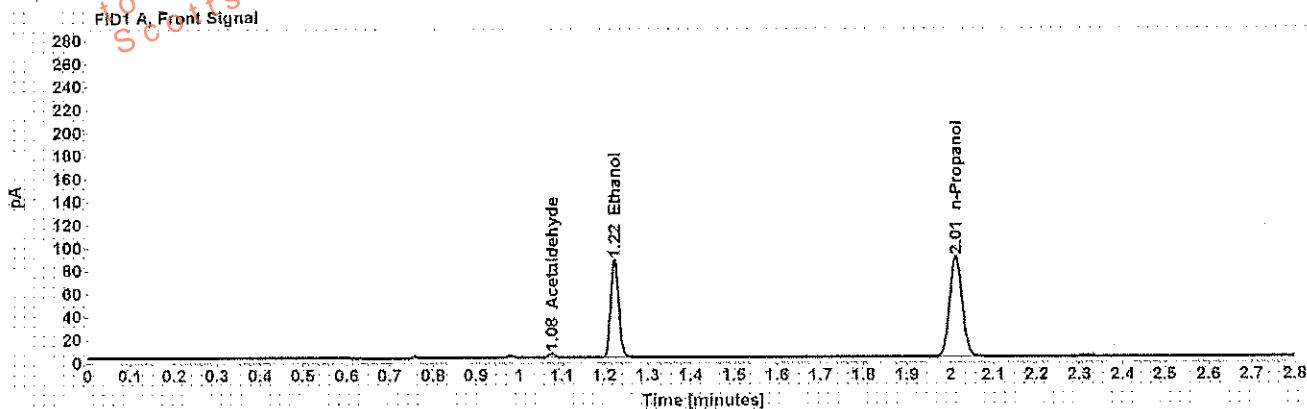


Table 1: FID 1 A (column DB-ALC1)

Compound	Amount (g/100mL)	Time (min)	Peak Area
Acetaldehyde	-----	1.077	3.880
>Ethanol	0.1677	1.223	108.744
n-Propanol	-----	2.012	178.061

Table 2: FID 2 B (column DB-ALC2)

Compound	Time (min)	Peak Area
Acetaldehyde	0.984	4.939
Ethanol	1.344	130.381
n-Propanol	2.375	209.382

## Scottsdale Police Department Crime Lab Volatiles Analysis

<b>Sample:</b> [REDACTED]	<b>Item number:</b> 1188904
<b>Injection date:</b> 1/17/2018 12:01:42 PM	<b>Vial:</b> 39
<b>Method:</b> ethanol quant.M	<b>Sequence:</b> 17Jan18
<b>Instrument:</b> US14173023 CN14160045	<b>Analyst:</b> Adrian
<b>Data file:</b> C:\Chem32\11\Data\17Jan18\39.D	

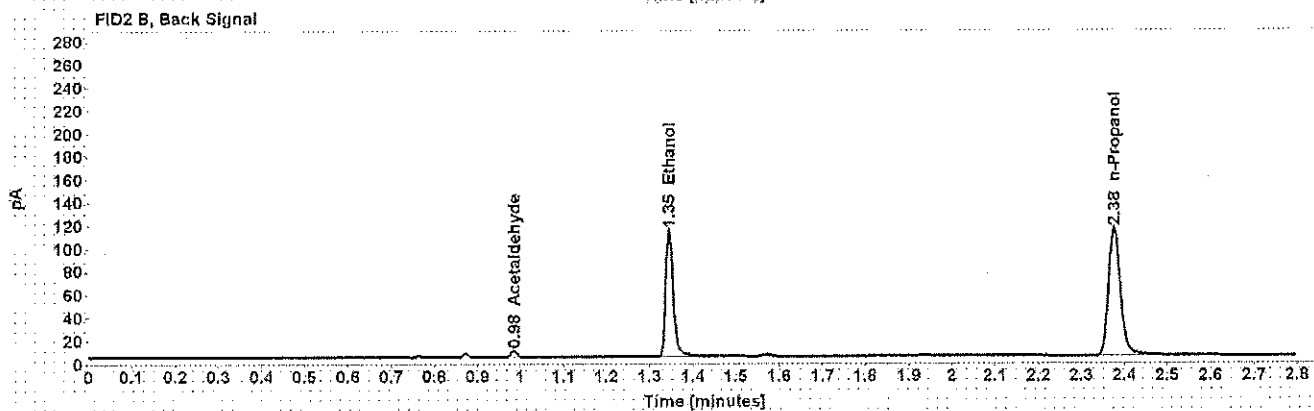
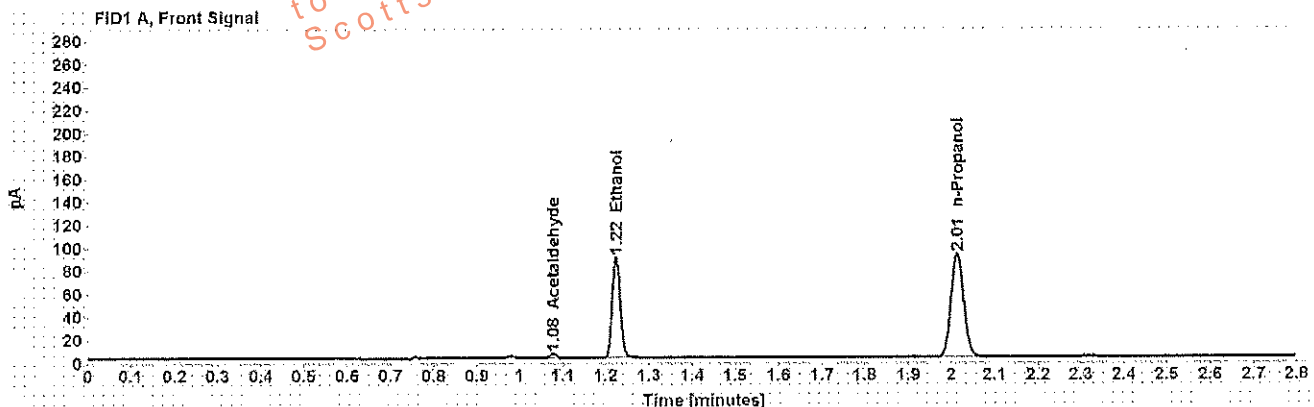


Table 1: FID 1 A (column DB-ALC1)

Compound	Amount (g/100mL)	Time (min)	Peak Area
Acetaldehyde	-----	1.077	3.934
>Ethanol	0.1696	1.224	112.785
n-Propanol	-----	2.014	182.585

Table 2: FID 2 B (column DB-ALC2)

Compound	Time (min)	Peak Area
Acetaldehyde	0.985	4.953
Ethanol	1.345	135.337
n-Propanol	2.376	214.901

## Scottsdale Police Department Crime Lab Volatiles Analysis

Sample: [REDACTED]	Item number: 1189084
Injection date: 1/17/2018 12:05:43 PM	Vial: 40
Method: ethanol quant.M	Sequence: 17Jan18
Instrument: US14173023 CN14160045	Analyst: Adrian
Data file: C:\Chem32\1\Data\17Jan18\40.D	

Dissemination is restricted to Criminal Justice Agencies and authorized personnel only. Dissemination to unauthorized agencies is PROHIBITED. Scottsdale City Prosecutor

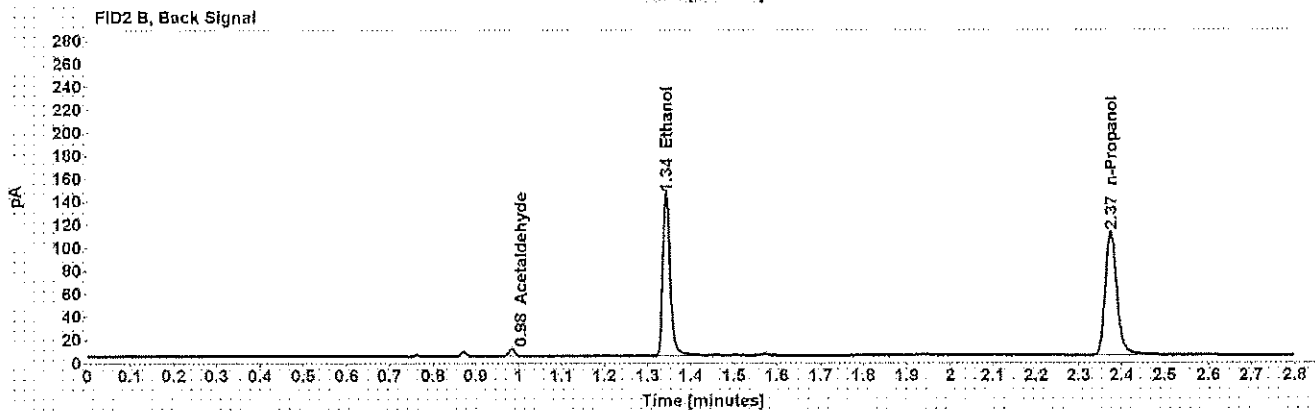
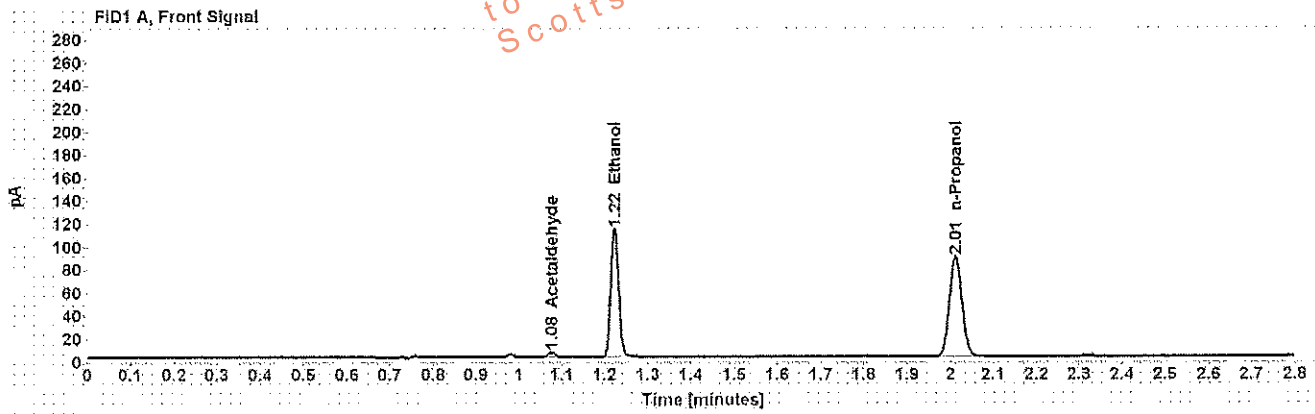


Table 1: FID 1 A (column DB-ALC1)

Compound	Amount (g/100mL)	Time (min)	Peak Area
Acetaldehyde	-----	1.077	4.464
>Ethanol	0.2219	1.223	143.191
n-Propanol	-----	2.012	176.751

Table 2: FID 2 B (column DB-ALC2)

Compound	Time (min)	Peak Area
Acetaldehyde	0.983	5.650
Ethanol	1.343	172.088
n-Propanol	2.374	208.108

Case:

User: wadrian 1/17/2018

### Scottsdale Police Department Crime Lab Volatiles Analysis

Sample:	[REDACTED]	Item number:	1189084
Injection date:	1/17/2018 12:09:41 PM	Vial:	41
Method:	ethanol quant.M	Sequence:	17Jan18
Instrument:	US14173023 CN14160045	Analyst:	Adrian
Data file:	C:\Chem3211\Data\17Jan18\41.D		

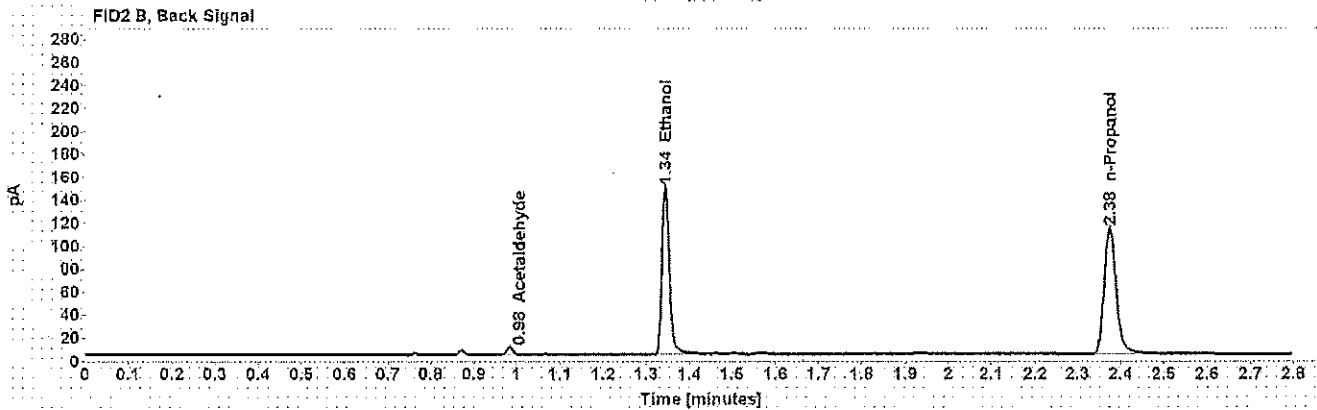
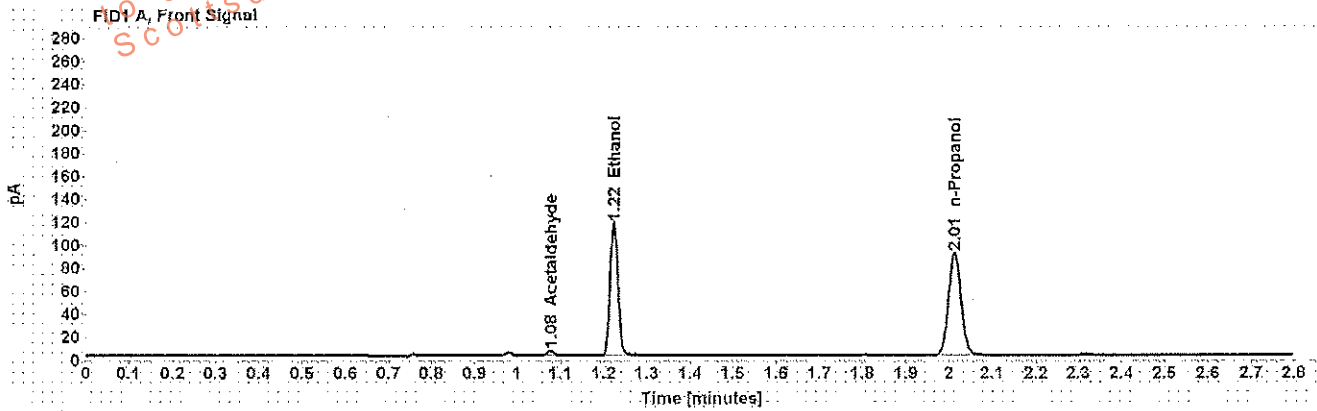


Table 1: FID 1 A (column DB-ALC1)

Compound	Amount (g/100mL)	Time (min)	Peak Area
Acetaldehyde	-----	1.077	4.484
>Ethanol	0.2238	1.223	147.509
n-Propanol	-----	2.013	180.590

Table 2: FID 2 B (column DB-ALC2)

Compound	Time (min)	Peak Area
Acetaldehyde	0.984	5.668
Ethanol	1.344	177.233
n-Propanol	2.375	212.561



## Scottsdale Police Department Crime Lab Volatiles Analysis

Sample: [REDACTED]	Item number: 1192068
Injection date: 1/17/2018 12:17:57 PM	Vial: 43
Method: ethanol quant.M	Sequence: 17Jan18
Instrument: US14173023 N14160045	Analyst: Adrian
Data file: C:\Chem32\11\Data\17Jan18\43.D	

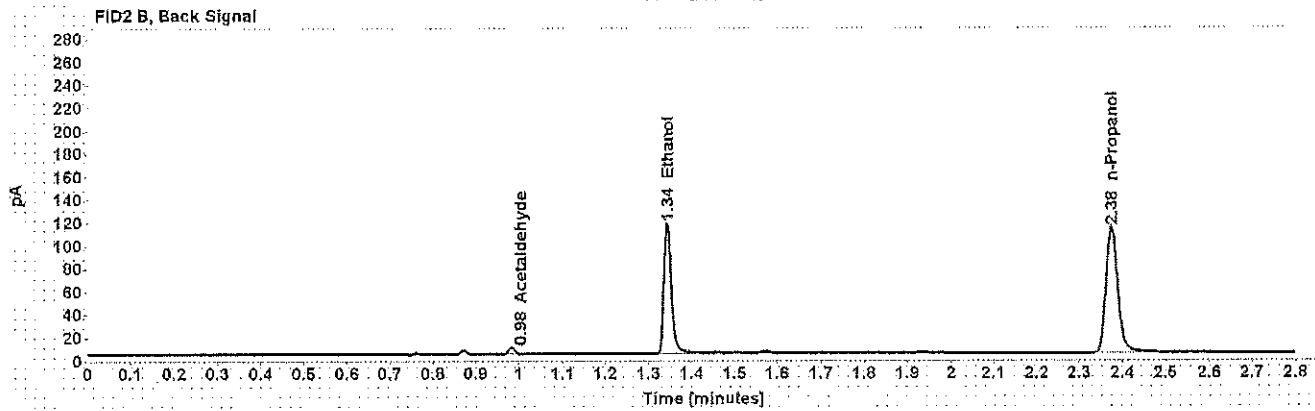
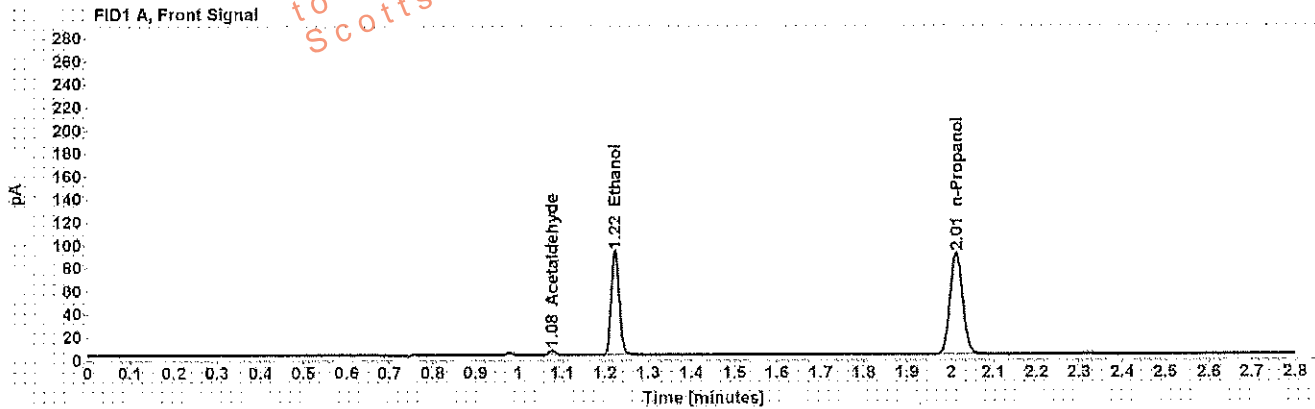


Table 1: FID 1 A (column DB-ALC1)

Compound	Amount (g/100mL)	Time (min)	Peak Area
Acetaldehyde	-----	1.077	4.070
>Ethanol	0.1766	1.223	115.856
n-Propanol	-----	2.013	180.085

Table 2: FID 2 B (column DB-ALC2)

Compound	Time (min)	Peak Area
Acetaldehyde	0.984	5.146
Ethanol	1.344	138.905
n-Propanol	2.375	212.399

## Scottsdale Police Department Crime Lab Volatiles Analysis

Sample: [REDACTED]	Item number: 1192068
Injection date: 1/17/2018 12:21:57 PM	Vial: 44
Method: ethanol quant.M	Sequence: 17Jan18
Instrument: US14173023 CN14160045	Analyst: Adrian
Data file: C:\Chem32\1\Data\17Jan18\44.D	

Dissemination is restricted to Criminal Justice Agencies and authorized agencies only. Dissemination to unauthorized agencies is PROHIBITED.  
 Scottsdale City Prosecutor

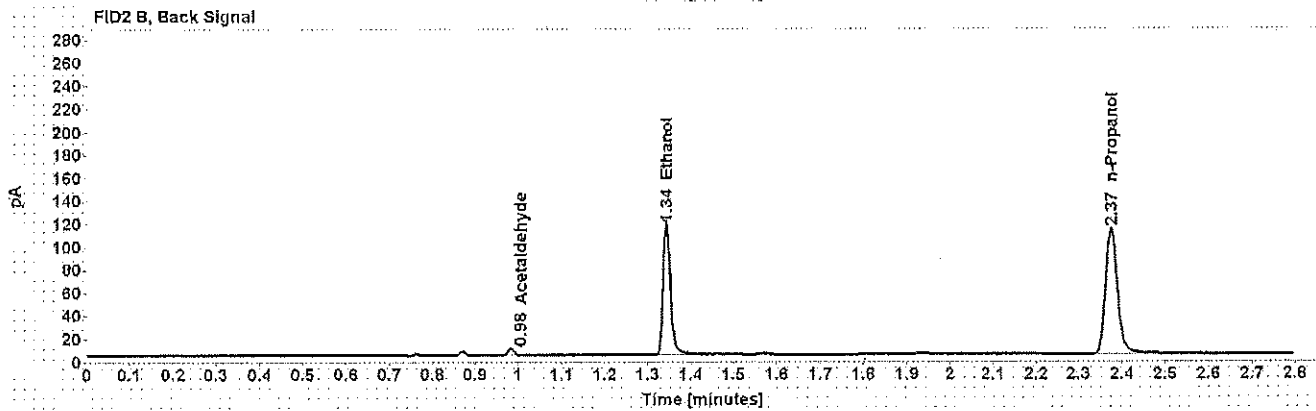
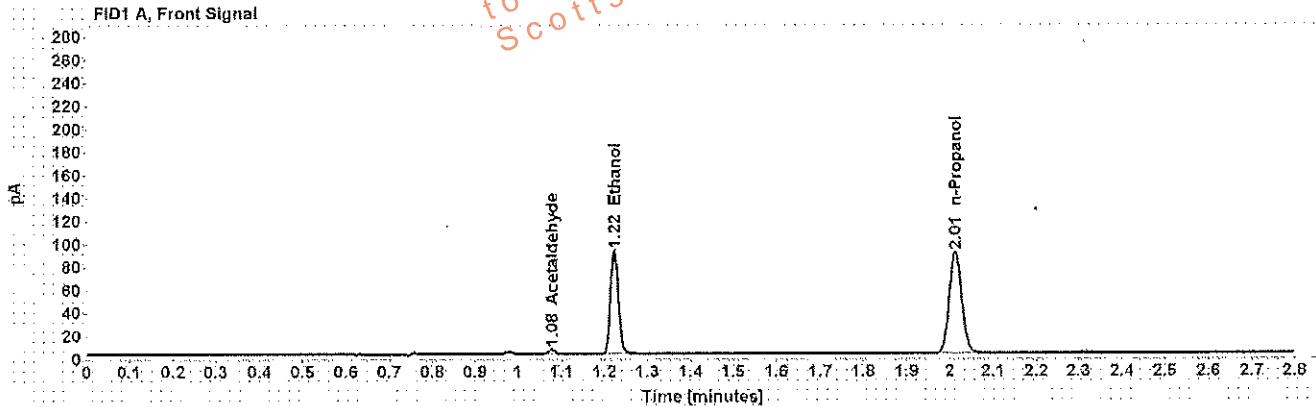


Table 1: FID 1 A (column DB-ALC1)

Compound	Amount (g/100mL)	Time (min)	Peak Area
Acetaldehyde	-----	1.077	4.134
>Ethanol	0.1765	1.223	115.633
n-Propanol	-----	2.013	179.815

Table 2: FID 2 B (column DB-ALC2)

Compound	Time (min)	Peak Area
Acetaldehyde	0.984	5.235
Ethanol	1.344	138.812
n-Propanol	2.375	212.013

## Scottsdale Police Department Crime Lab Volatiles Analysis

Sample: [REDACTED]	Item number: 1192754
Injection date: 1/17/2018 12:25:57 PM	Vial: 45
Method: ethanol quant.M	Sequence: 17Jan18
Instrument: US14173023 CN14160045	Analyst: Adrian
Data file: C:\Chem3211\Data\17Jan18\45.D	

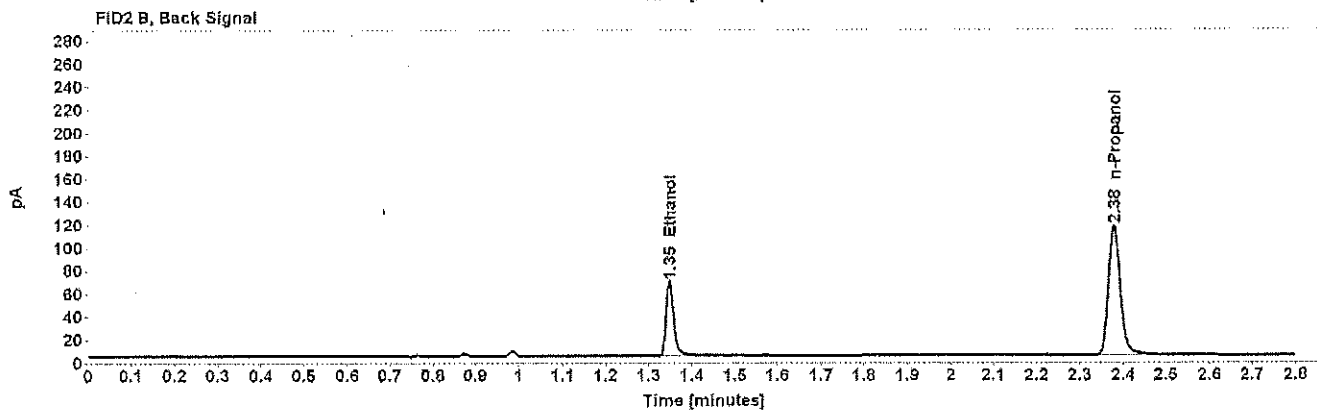
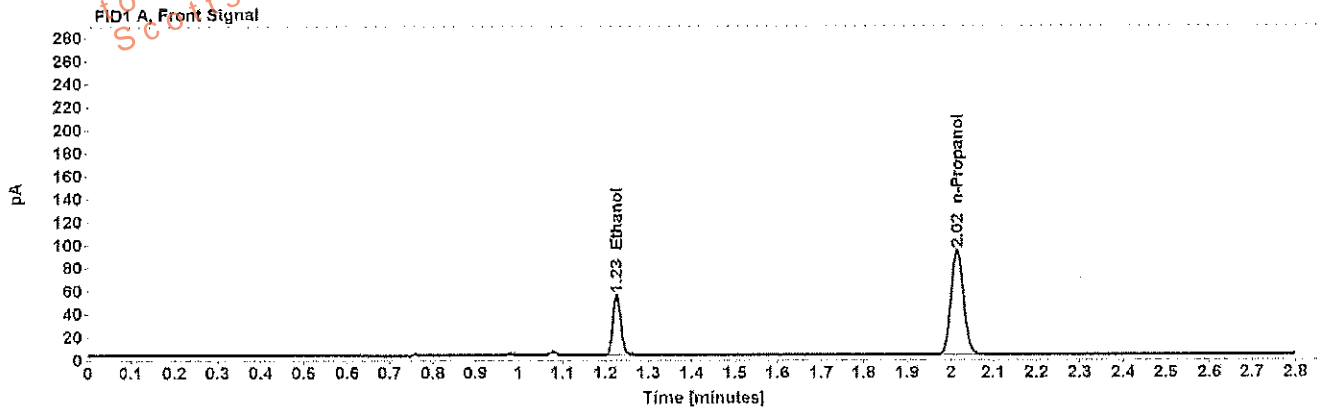


Table 1: FID 1 A (column DB-ALC1)

Compound	Amount (g/100mL)	Time (min)	Peak Area
>Ethanol	0.1005	1.226	67.410
n-Propanol	-----	2.015	185.337

Table 2: FID 2 B (column DB-ALC2)

Compound	Time (min)	Peak Area
Ethanol	1.348	79.319
n-Propanol	2.378	217.170

## Scottsdale Police Department Crime Lab Volatiles Analysis

<b>Sample:</b> [REDACTED]	<b>Item number:</b> 1192754
<b>Injection date:</b> 1/17/2018 12:29:57 PM	<b>Vial:</b> 46
<b>Method:</b> ethanol quant.M	<b>Sequence:</b> 17Jan18
<b>Instrument:</b> US14173023 CN14160045	<b>Analyst:</b> Adrian
<b>Data file:</b> C:\Chem32\11\Data\17Jan18\46.D	

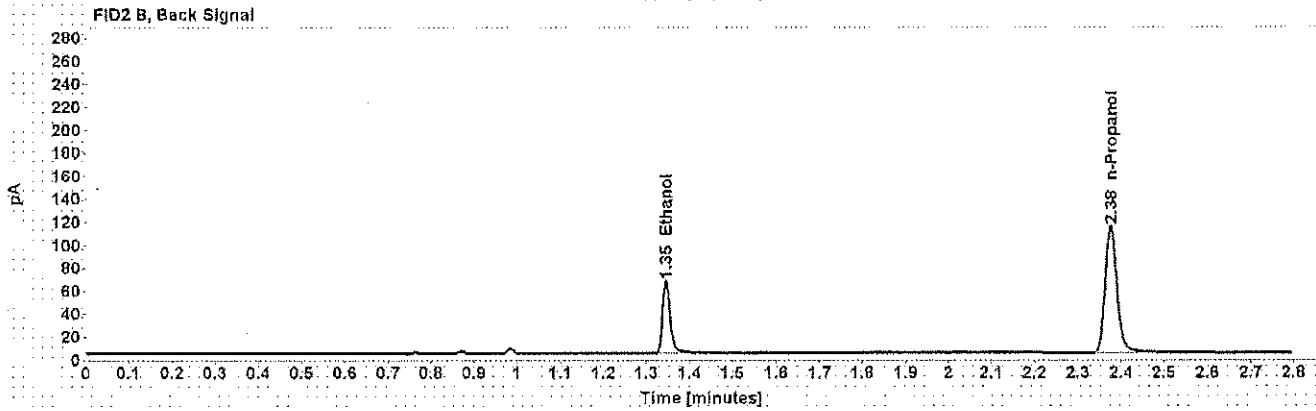
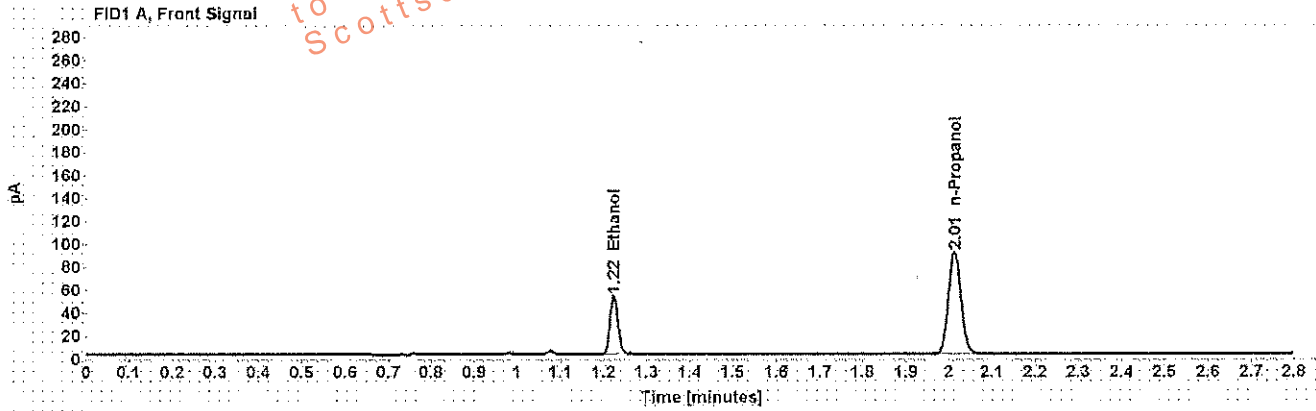


Table 1: FID 1 A (column DB-ALC1)

Compound	Amount (g/100mL)	Time (min)	Peak Area
>Ethanol	0.0999	1.224	65.465
n-Propanol	-----	2.013	181.217

Table 2: FID 2 B (column DB-ALC2)

Compound	Time (min)	Peak Area
Ethanol	1.345	76.796
n-Propanol	2.376	212.636

## Scottsdale Police Department Crime Lab Volatiles Analysis

Sample: [REDACTED]	Item number: 1165579
Injection date: 1/17/2018 12:33:56 PM	Vial: 47
Method: ethanol quant.M	Sequence: 17Jan18
Instrument: US14173023 CN14160045	Analyst: Adrian
Data file: C:\Chem32\11\Data\17Jan18\47.D	

Dissemination is restricted to Criminal Justice Agencies and authorized personnel only. Dissemination to unauthorized agencies is PROHIBITED.  
 Scottsdale City Prosecutor

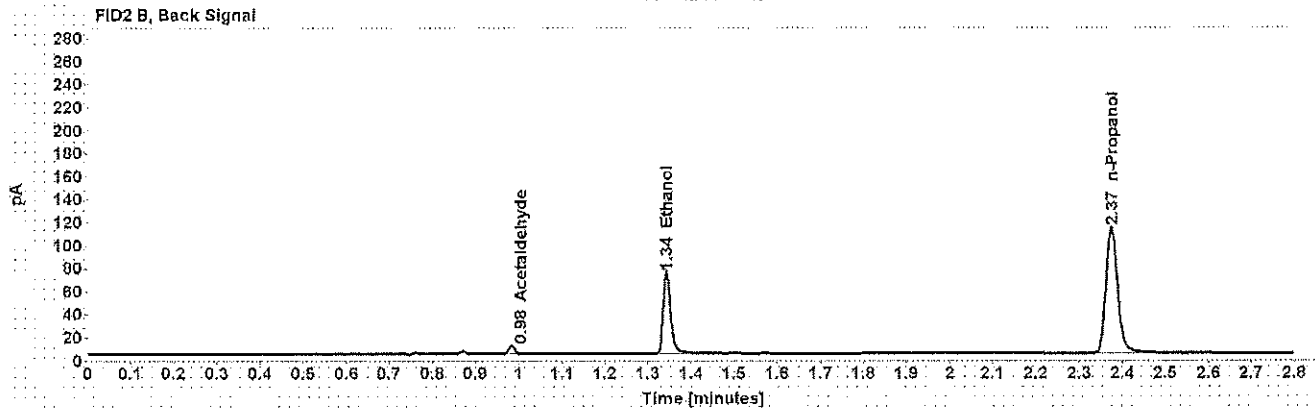
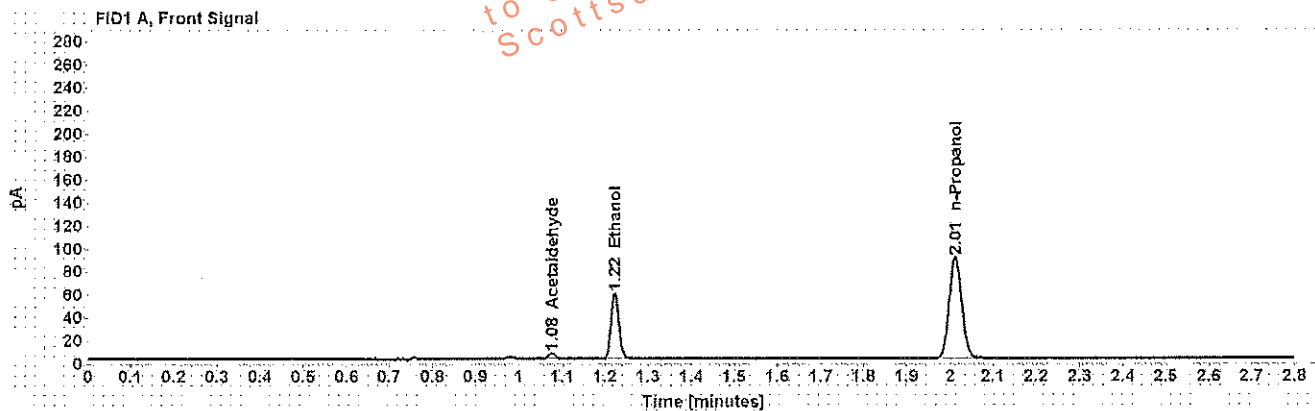


Table 1: FID 1 A (column DB-ALC1)

Compound	Amount (g/100mL)	Time (min)	Peak Area
Acetaldehyde	-----	1.076	5.186
>Ethanol	0.1121	1.223	73.243
n-Propanol	-----	2.012	180.320

Table 2: FID 2 B (column DB-ALC2)

Compound	Time (min)	Peak Area
Acetaldehyde	0.983	6.534
Ethanol	1.343	86.473
n-Propanol	2.374	211.339

## Scottsdale Police Department Crime Lab Volatiles Analysis

Sample: [REDACTED]	Item number: 1165579
Injection date: 1/17/2018 12:37:57 PM	Vial: 48
Method: ethanol quant.M	Sequence: 17Jan18
Instrument: US14173023 CN14160045	Analyst: Adrian
Data file: C:\Chem32\11Data\17Jan18\48.D	

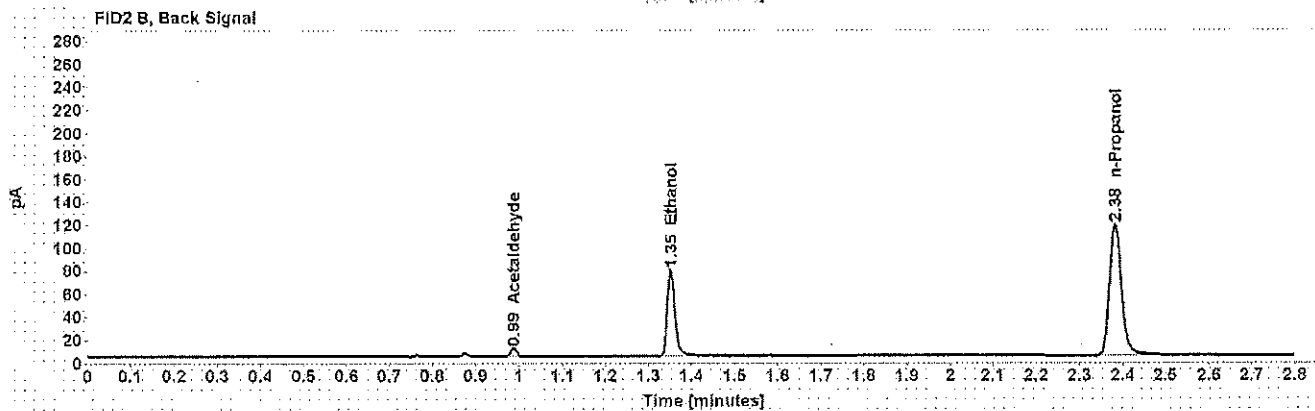
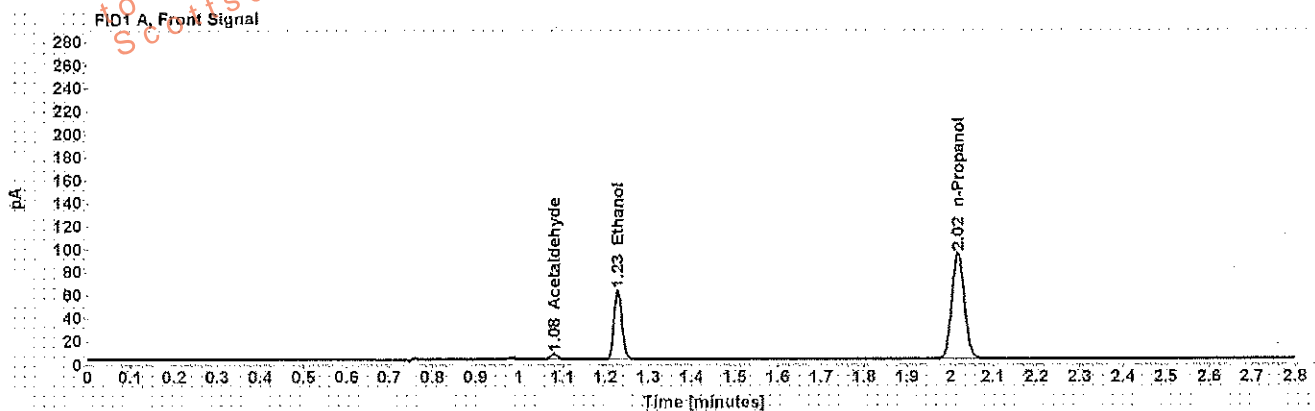


Table 1: FID 1 A (column DB-ALC1)

Compound	Amount (g/100mL)	Time (min)	Peak Area
Acetaldehyde	-----	1.080	5.144
>Ethanol	0.1155	1.229	78.772
n-Propanol	-----	2.018	188.182

Table 2: FID 2 B (column DB-ALC2)

Compound	Time (min)	Peak Area
Acetaldehyde	0.988	6.445
Ethanol	1.352	92.725
n-Propanol	2.382	220.722

## Scottsdale Police Department Crime Lab Volatiles Analysis

<b>Sample:</b> [REDACTED]	<b>Item number:</b> 1191569
<b>Injection date:</b> 1/17/2018 12:42:11 PM	<b>Vial:</b> 49
<b>Method:</b> ethanol quant.M	<b>Sequence:</b> 17Jan18
<b>Instrument:</b> US14173023 CN14160045	<b>Analyst:</b> Adrian
<b>Data file:</b> C:\Chem3211\Data\17Jan18\49.D	

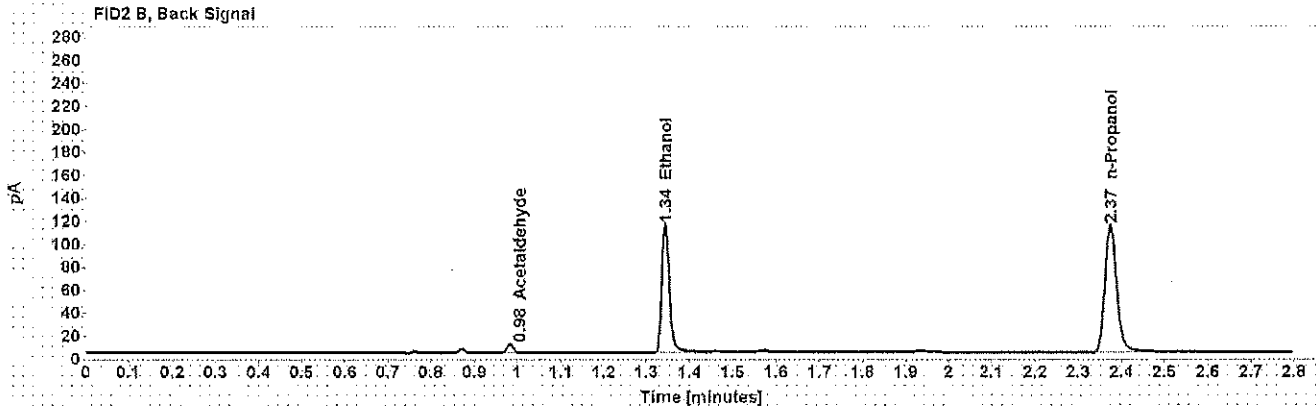
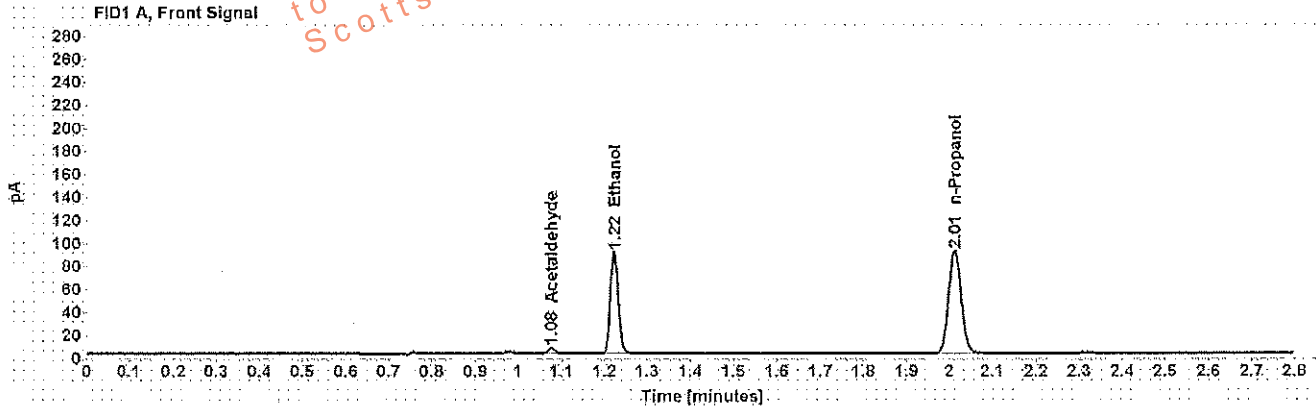


Table 1: FID 1 A (column DB-ALC1)

Compound	Amount (g/100mL)	Time (min)	Peak Area
Acetaldehyde	-----	1.076	5.360
>Ethanol	0.1720	1.223	113.806
n-Propanol	-----	2.012	181.691

Table 2: FID 2 B (column DB-ALC2)

Compound	Time (min)	Peak Area
Acetaldehyde	0.983	6.762
Ethanol	1.343	136.442
n-Propanol	2.374	214.374

## Scottsdale Police Department Crime Lab Volatiles Analysis

Sample: [REDACTED]	Item number: 1191569
Injection date: 1/17/2018 12:46:12 PM	Vial: 50
Method: ethanol quant.M	Sequence: 17Jan18
Instrument: US14173023 CN14160045	Analyst: Adrian
Data file: C:\Chem321\1Data\17Jan18\50.D	

Dissemination is restricted to Criminal Justice Agencies and authorized agencies only. Secondary dissemination to unauthorized agencies is PROHIBITED.  
 Scottsdale City Prosecutor's Office

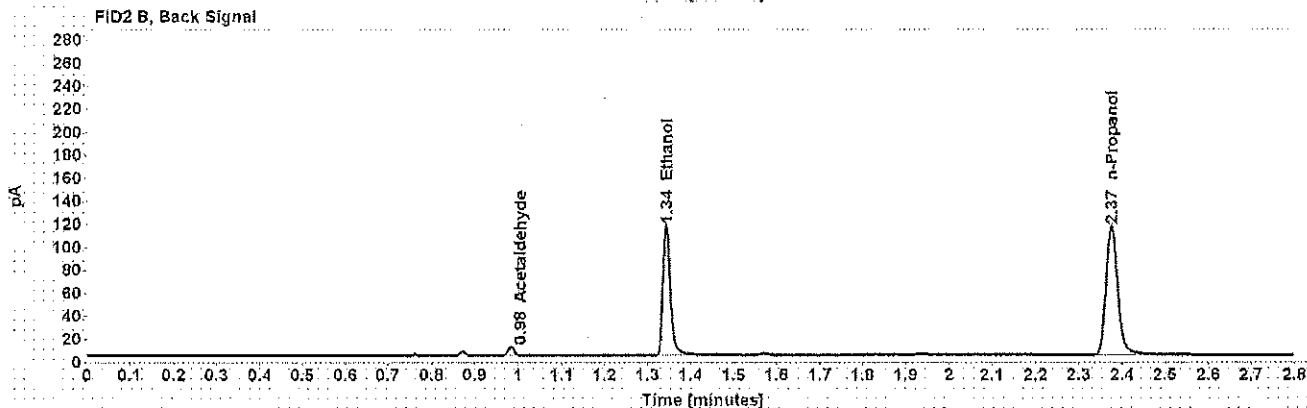
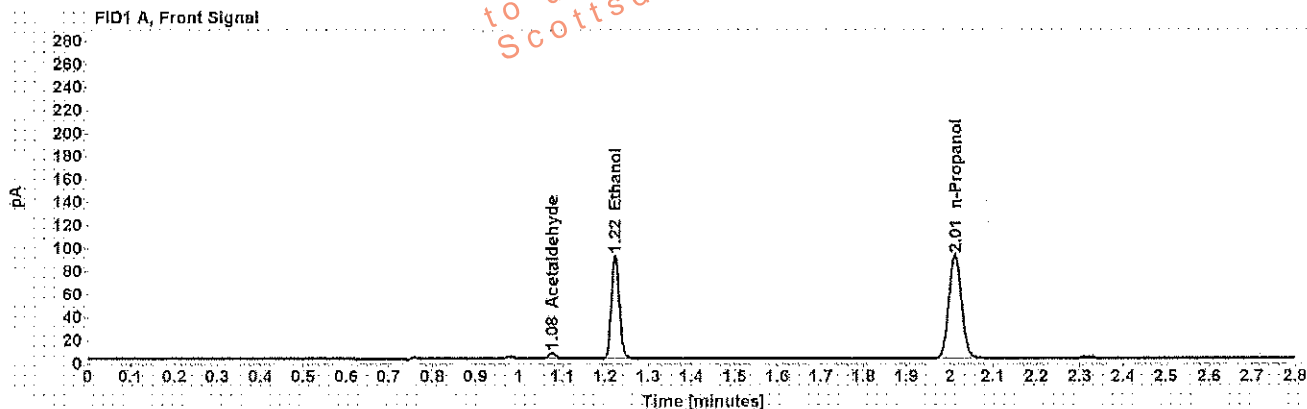


Table 1: FID 1 A (column DB-ALC1)

Compound	Amount (g/100mL)	Time (min)	Peak Area
Acetaldehyde	-----	1.077	5.376
>Ethanol	0.1719	1.223	115.007
n-Propanol	-----	2.013	183.691

Table 2: FID 2 B (column DB-ALC2)

Compound	Time (min)	Peak Area
Acetaldehyde	0.984	6.764
Ethanol	1.344	138.223
n-Propanol	2.375	216.826



## Scottsdale Police Department Crime Lab Volatiles Analysis

Sample: [REDACTED]	Item number: 1193376
Injection date: 1/17/2018 12:50:12 PM	Vial: 51
Method: ethanol quant.M	Sequence: 17Jan18
Instrument: US14173023 CN14160045	Analyst: Adrian
Data file: C:\Chem321\1\1\17Jan18\51.D	

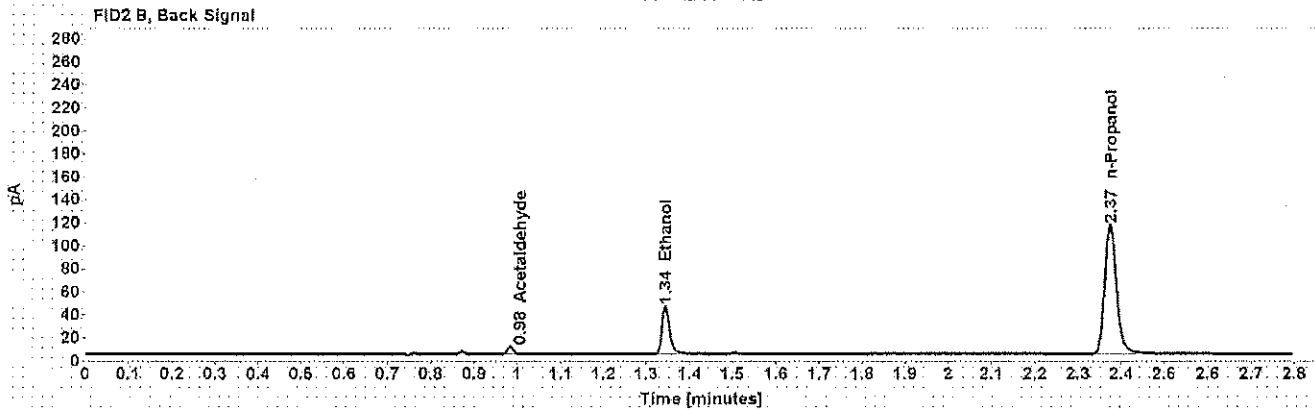
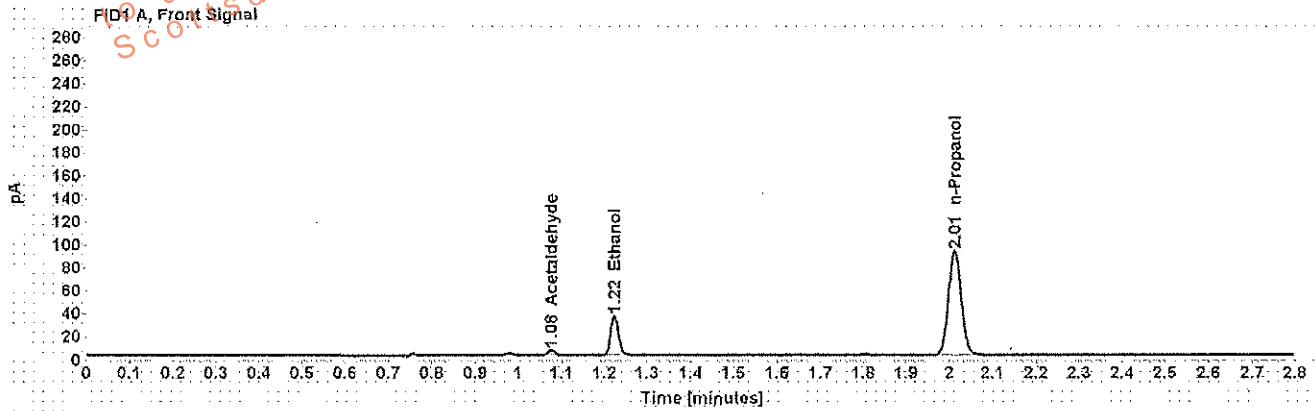


Table 1: FID 1 A (column DB-ALC1)

Compound	Amount (g/100mL)	Time (min)	Peak Area
Acetaldehyde	-----	1.077	4.556
>Ethanol	0.0662	1.223	43.902
n-Propanol	-----	2.012	184.901

Table 2: FID 2 B (column DB-ALC2)

Compound	Time (min)	Peak Area
Acetaldehyde	0.983	5.724
Ethanol	1.344	50.969
n-Propanol	2.374	217.154

## Scottsdale Police Department Crime Lab Volatiles Analysis

<b>Sample:</b> [REDACTED]	<b>Item number:</b> 1193376
<b>Injection date:</b> 1/17/2018 12:54:11 PM	<b>Vial:</b> 52
<b>Method:</b> ethanol quant.M	<b>Sequence:</b> 17Jan18
<b>Instrument:</b> US14173023 CN14160045	<b>Analyst:</b> Adrian
<b>Data file:</b> C:\Chem3211\Data\17Jan18\52.D	

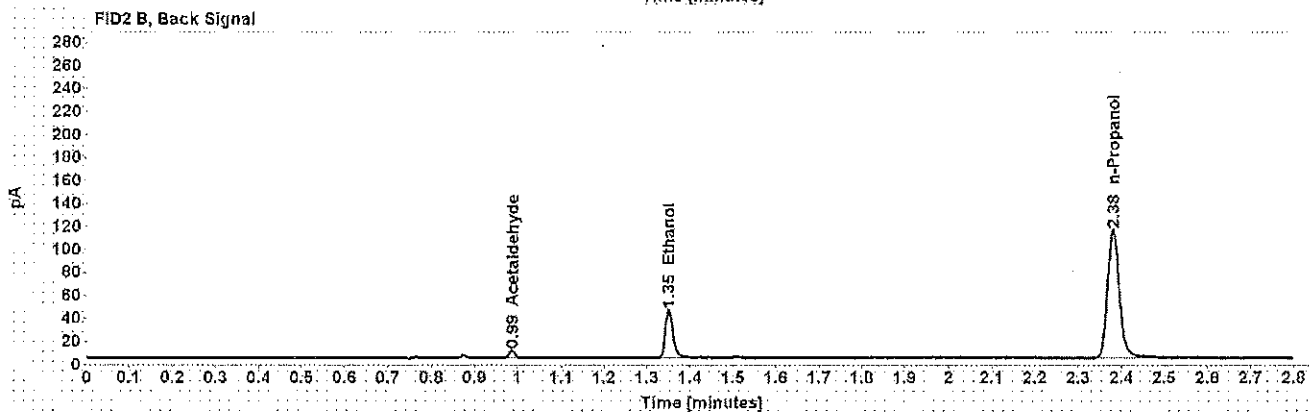
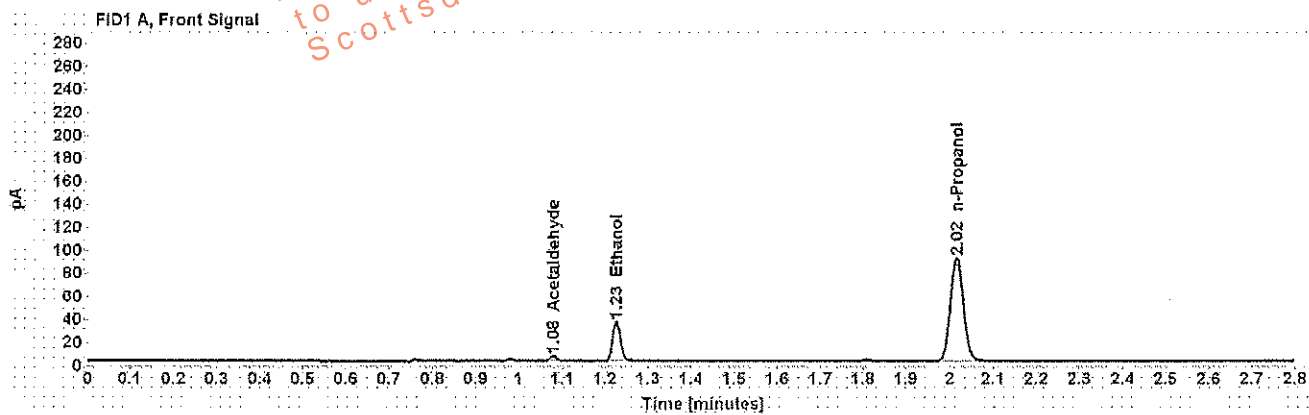


Table 1: FID 1 A (column DB-ALC1)

Compound	Amount (g/100mL)	Time (min)	Peak Area
Acetaldehyde	-----	1.079	4.588
>Ethanol	0.0676	1.227	44.500
n-Propanol	-----	2.016	183.505

Table 2: FID 2 B (column DB-ALC2)

Compound	Time (min)	Peak Area
Acetaldehyde	0.987	5.770
Ethanol	1.351	52.841
n-Propanol	2.380	214.892

## Scottsdale Police Department Crime Lab Volatiles Analysis

Sample: [REDACTED]	Item number: 1178928
Injection date: 1/17/2018 1:02:12 PM	Vial: 54
Method: ethanol quant.M	Sequence: 17Jan18
Instrument: US14173023 CN14160045	Analyst: Adrian
Data file: C:\Chem32\1\Data\17Jan18\54.D	

Dissemination is restricted to Criminal Justice Agencies and authorized personnel only. Secondary dissemination to unauthorized agencies is PROHIBITED. Scottsdale City Prosecutor's Office

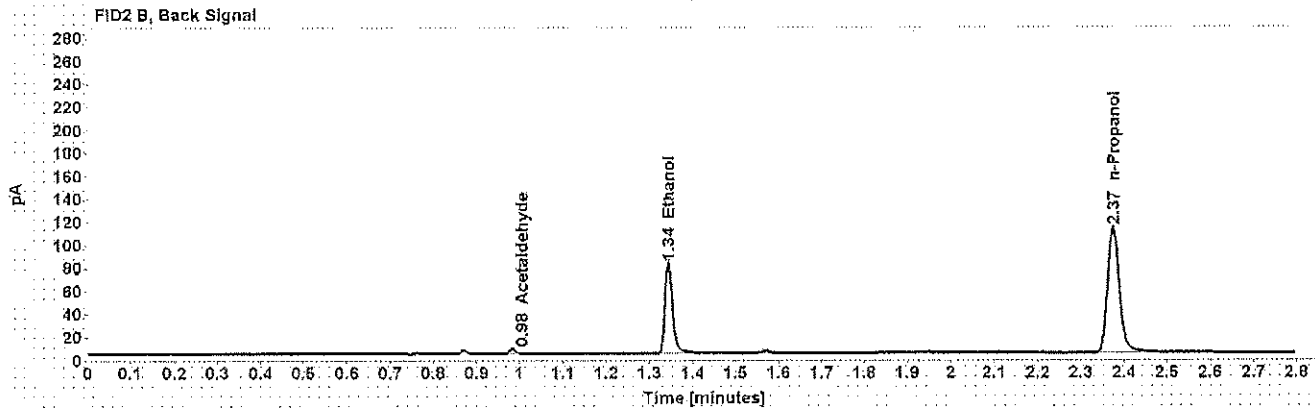
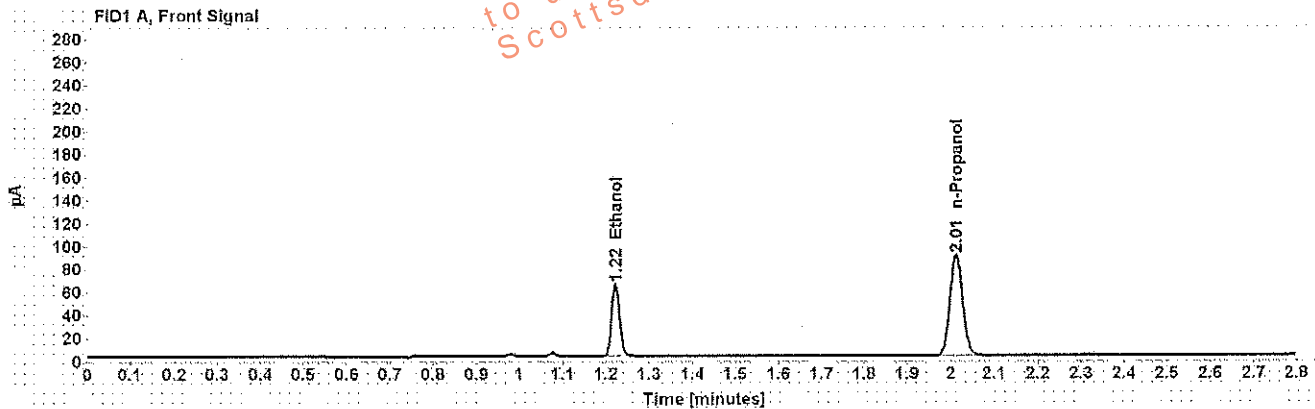


Table 1: FID 1 A (column DB-ALC1)

Compound	Amount (g/100mL)	Time (min)	Peak Area
>Ethanol	0.1246	1.223	80.712
n-Propanol	-----	2.012	178.550

Table 2: FID 2 B (column DB-ALC2)

Compound	Time (min)	Peak Area
Acetaldehyde	0.983	3.958
Ethanol	1.343	96.510
n-Propanol	2.374	210.755

## Scottsdale Police Department Crime Lab Volatiles Analysis

Sample: [REDACTED]	Item number: 1178928
Injection date: 1/17/2018 1:06:27 PM	Vial: 55
Method: ethanol quant.M	Sequence: 17Jan18
Instrument: US14173023 CN14160045	Analyst: Adrian
Data file: C:\Chem3211\Data\17Jan18\55.D	

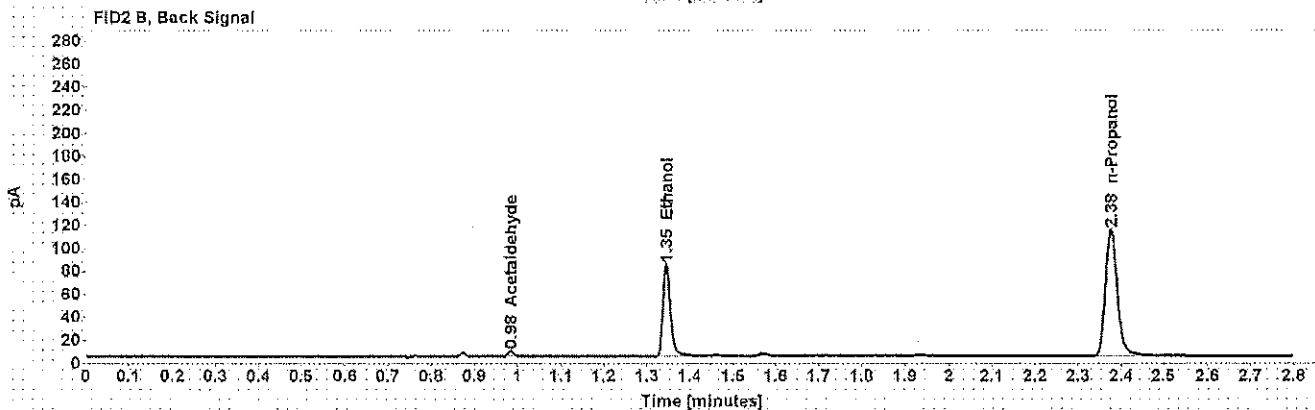
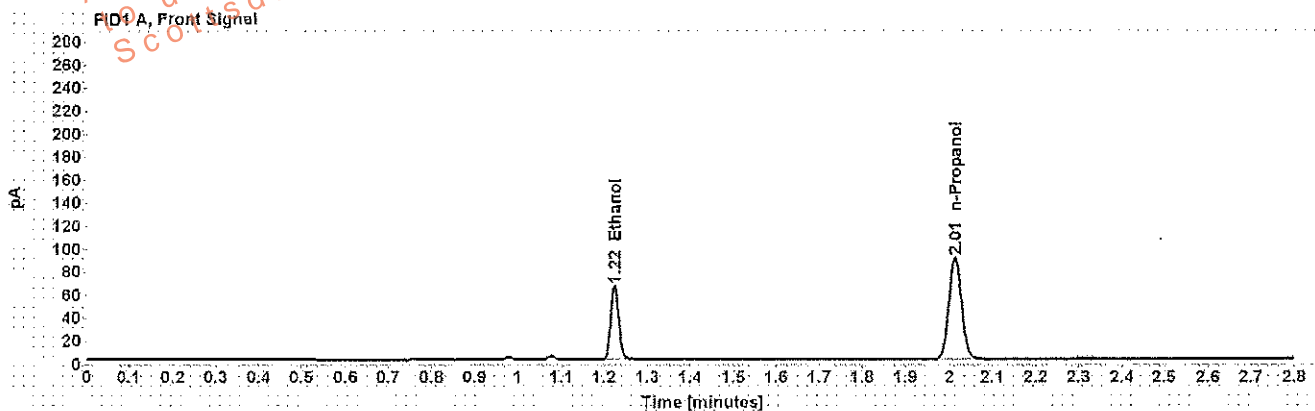


Table 1: FID 1 A (column DB-ALC1)

Compound	Amount (g/100mL)	Time (min)	Peak Area
>Ethanol	0.1258	1.224	82.456
n-Propanol	-----	2.013	180.560

Table 2: FID 2 B (column DB-ALC2)

Compound	Time (min)	Peak Area
Acetaldehyde	0.984	3.984
Ethanol	1.345	98.518
n-Propanol	2.376	213.148