

# SCOTTSDALE POLICE DEPARTMENT CRIME LABORATORY BLOOD ALCOHOL FACE SHEET

ANALYSIS DATE 11/14/2017 SEQUENCE NAME 14Nov17

### EQUIPMENT

Pipettor  Hamilton ML600EH7497  Hamilton ML600GJ10749  
 Gas Chromatograph  Agilent US14173023

### INSTRUMENT CALIBRATION

Vial 1 0.02 calibrator Lot FN03241604 Coefficient of determination (r<sup>2</sup>)  
 Vial 2 0.10 calibrator Lot FN06181501 0.99992  
 Vial 3 0.20 calibrator Lot FN07201502  
 Vial 4 0.40 calibrator Lot FN11191402

### CALIBRATION VERIFICATION AND RESOLUTION TEST

Vial	Sample	Expected result	Measured result	Manufacturer/lot
5	Blank	Not detected	Not detected	SPD lab 090517
6	Volatiles mixture	6 compounds	6 compounds	SPD lab 020917WLA
7	Aqueous control	0.400 g/dL	0.402 g/dL	Lipomed 08012015-C
8	Aqueous control	0.040 g/dL	0.039 g/dL	Lipomed 09022015-A
9	Blood control	0.198 g/dL	0.199 g/dL	ACQ 407041529/3
20	Aqueous control	0.080 g/dL	0.080 g/dL	Lipomed 28082014-B
31	Aqueous control	0.150 g/dL	0.152 g/dL	Lipomed 09022015-C
42	Blood control	0.198 g/dL	0.200 g/dL	ACQ 407041529/3
53	Aqueous control	0.080 g/dL	0.081 g/dL	Lipomed 28082014-B
64	Aqueous control	0.150 g/dL	0.153 g/dL	Lipomed 09022015-C
75	Blood control	0.198 g/dL	0.201 g/dL	ACQ 407041529/3
78	Aqueous control	0.400 g/dL	0.406 g/dL	Lipomed 08012015-C
79	Aqueous control	0.040 g/dL	0.040 g/dL	Lipomed 09022015-A
80	Blood control	0.198 g/dL	0.200 g/dL	ACQ 407041529/3
81	Blank	Not detected	Not detected	SPD lab 090517

### SUBJECT SAMPLES

Subjects in the sequence 31 Subjects requiring reanalysis 0

ADDITIONAL NOTES: All testing proceeded as expected.  
 \_\_\_\_\_  
 \_\_\_\_\_  
 \_\_\_\_\_

Run valid  Run invalid  WA B1570 11/20/17 Analyst  
 Run valid  Run invalid  KOSECKI 11/27/17 Technical Reviewer

# Scottsdale Police Department Crime Laboratory Sequence Quality Assurance Summary

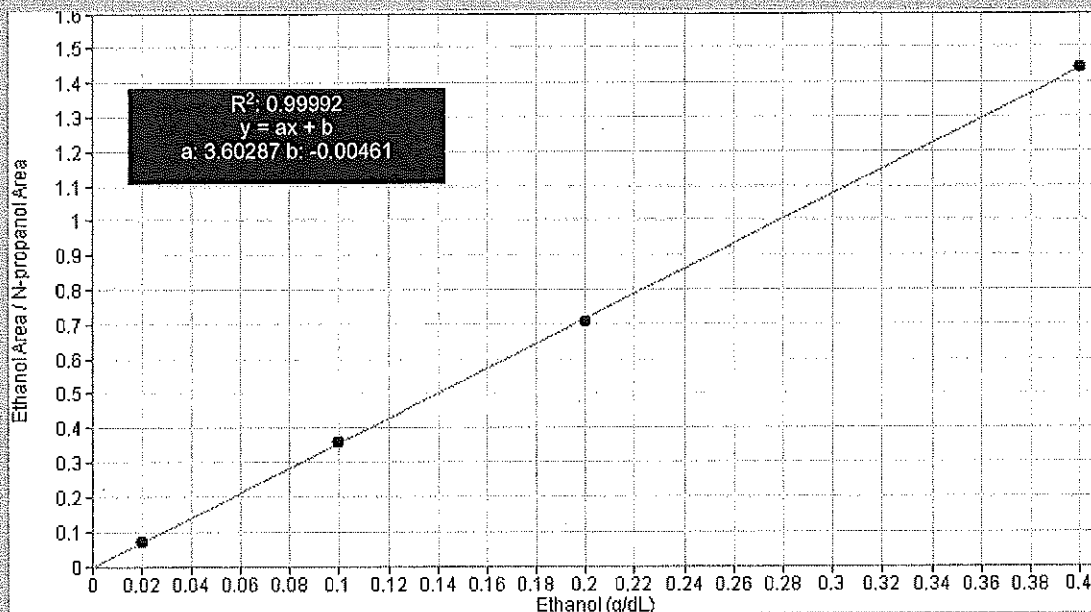
SEQUENCE NAME: 14Nov17

ANALYST: Adrian WA

Sample Name	Vial	Measured Value (g/dL)	Expected Value (g/dL)	Percent Difference	Absolute Difference (g/dL)
blank 090517	5	negative	negative	-	-
0.400 Lipomed 08012015-C	7	0.402	0.400	0.50	0.002
0.040 Lipomed 09022015-A	8	0.039	0.040	2.50	-0.001
0.198 ACQ 407041529/3	9	0.199	0.198	0.51	0.001
0.080 Lipomed 28082014-B	20	0.080	0.080	0.00	0.000
0.150 Lipomed 09022015-C	31	0.152	0.150	1.33	0.002
0.198 ACQ 407041529/3	42	0.200	0.198	1.01	0.002
0.080 Lipomed 28082014-B	53	0.081	0.080	1.25	0.001
0.150 Lipomed 09022015-C	64	0.153	0.150	2.00	0.003
0.198 ACQ 407041529/3	75	0.201	0.198	1.52	0.003
0.40 Lipomed 08012015-C	78	0.406	0.400	1.50	0.006
0.04 Lipomed 09022015-A	79	0.040	0.040	0.00	0.000
0.198 ACQ 407041529/3	80	0.200	0.198	1.01	0.002
blank 090517	81	negative	negative	-	-

Calibrator	Ethanol Area	N-propanol Area	Ratio
0.020	12.741	183.667	0.069
0.100	65.544	182.764	0.359
0.200	129.660	183.163	0.708
0.400	260.225	180.744	1.440

**Calibration Line**



# Scottsdale Police Department Crime Lab Volatiles Analysis

WA

Sample: 0.020 Cerilliant FN03241604	Item number:
Injection date: 11/14/2017 11:06:28 AM	Vial: 1
Method: ethanol quant.M	Sequence: 14Nov17
Instrument: US14173023 CN14160045	Analyst: Adrian
Data file: C:\Chem32\1\Data\14Nov17\1.D	

Dissemination is restricted to Criminal Justice Agencies and authorized Non-C.J. Agencies ONLY. Secondary dissemination to unauthorized agencies is PROHIBITED. Scottsdale City Prosecutor

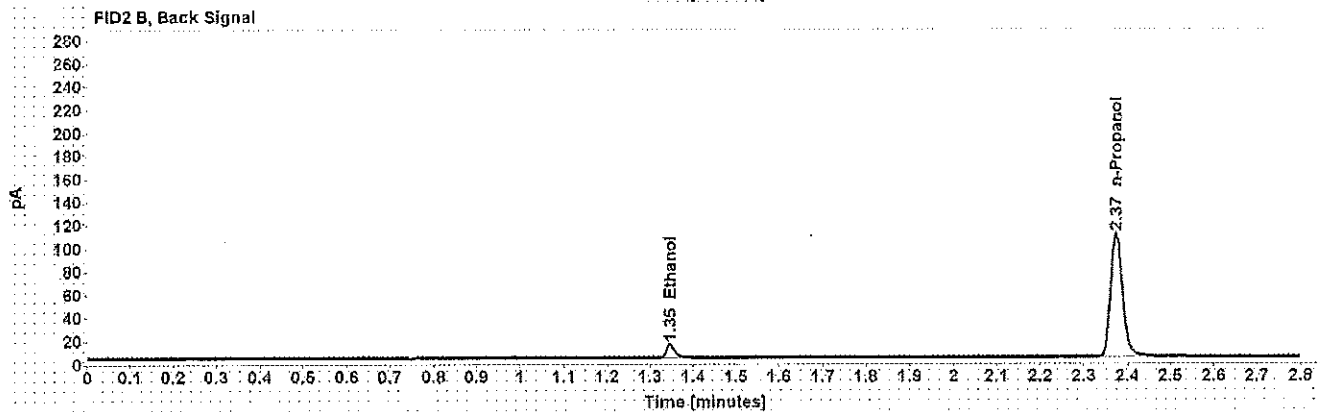
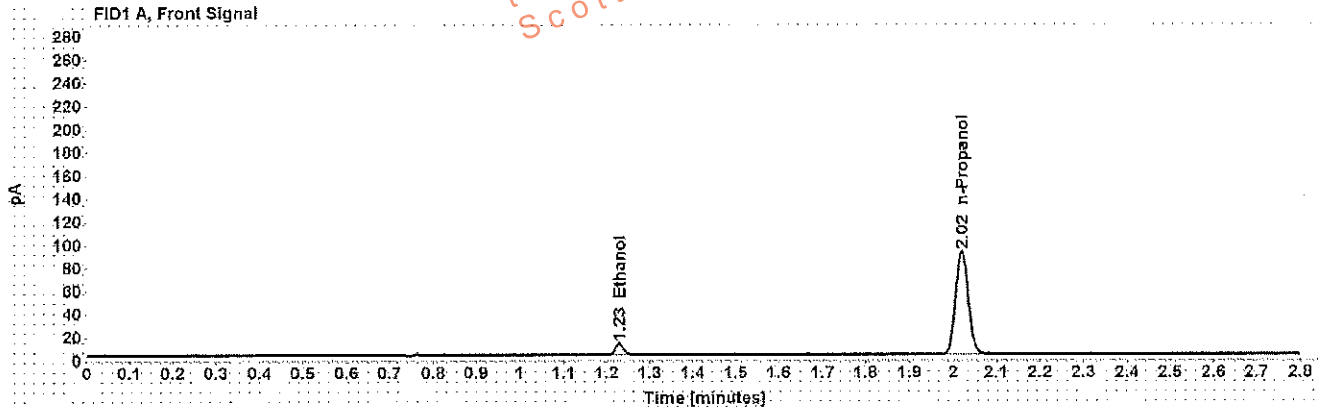


Table 1: FID 1 A (column DB-ALC1)

Compound	Time (min)	Peak Area
Ethanol	1.229	12.741
n-Propanol	2.020	183.667

Table 2: FID 2 B (column DB-ALC2)

Compound	Time (min)	Peak Area
Ethanol	1.347	14.450
n-Propanol	2.375	206.618

# Scottsdale Police Department Crime Lab Volatiles Analysis

WA

<b>Sample:</b> 0.100 Cerilliant FN06181501 <b>Injection date:</b> 11/14/2017 11:10:28 AM <b>Method:</b> ethanol quant.M <b>Instrument:</b> US14173023 CN14160045 <b>Data file:</b> C:\Chem32\11Data\14Nov17\2.D	<b>Item number:</b> <b>Vial:</b> 2 <b>Sequence:</b> 14Nov17 <b>Analyst:</b> Adrian
---	---

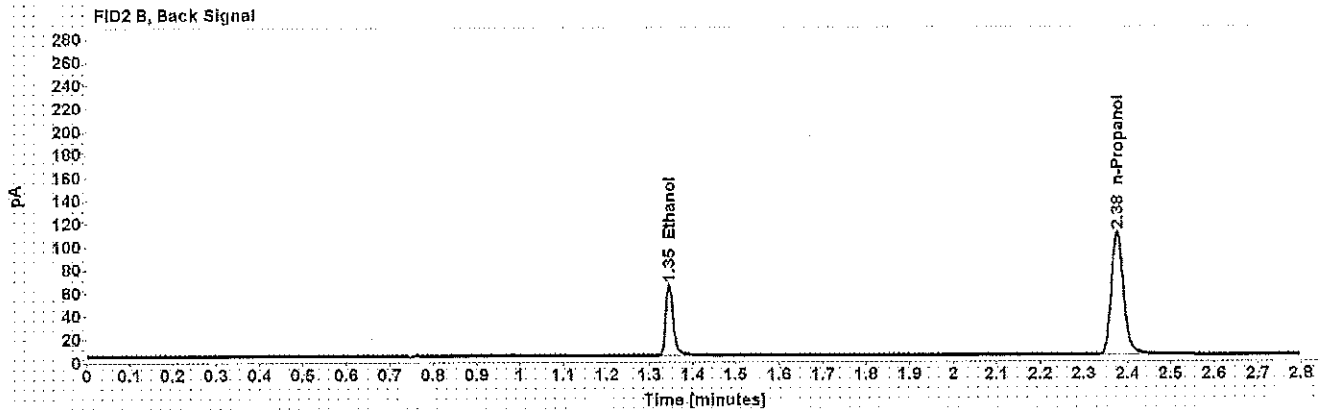
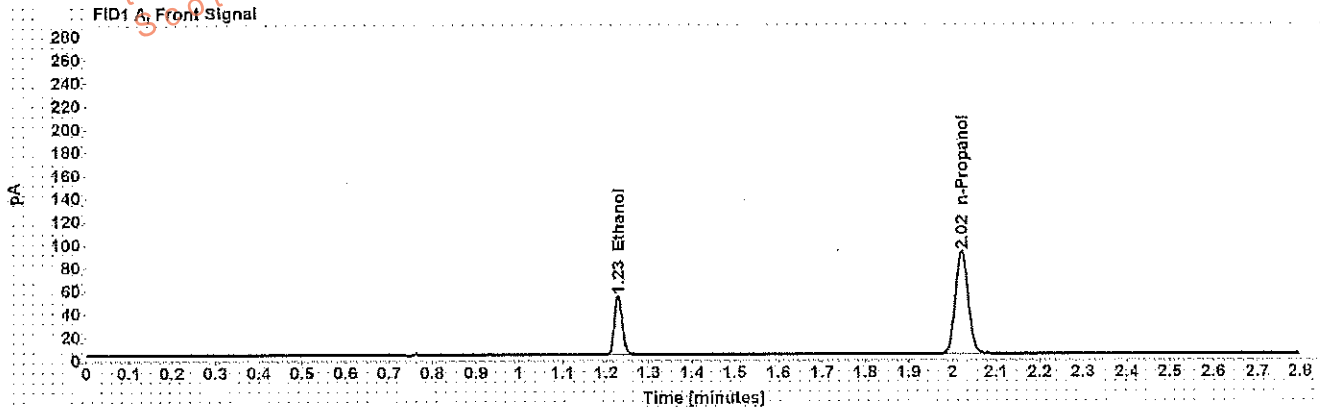


Table 1: FID 1 A (column DB-ALC1)

Compound	Time (min)	Peak Area
Ethanol	1.228	65.544
n-Propanol	2.021	182.764

Table 2: FID 2 B (column DB-ALC2)

Compound	Time (min)	Peak Area
Ethanol	1.345	75.681
n-Propanol	2.376	206.033

# Scottsdale Police Department Crime Lab Volatiles Analysis

WA

<b>Sample:</b> 0.200 Cerilliant FN07201502	<b>Item number:</b>
<b>Injection date:</b> 11/14/2017 11:14:28 AM	<b>Vial:</b> 3
<b>Method:</b> ethanol quant.M	<b>Sequence:</b> 14Nov17
<b>Instrument:</b> US14173023 CN14160045	<b>Analyst:</b> Adrian
<b>Data file:</b> C:\Chem3211\Data\14Nov17\3.D	

Dissemination is restricted to Criminal Justice Agencies and authorized Non-C.J. Agencies ONLY. Secondary dissemination to unauthorized agencies is PROHIBITED.  
 Scottsdale City Prosecutor's Office

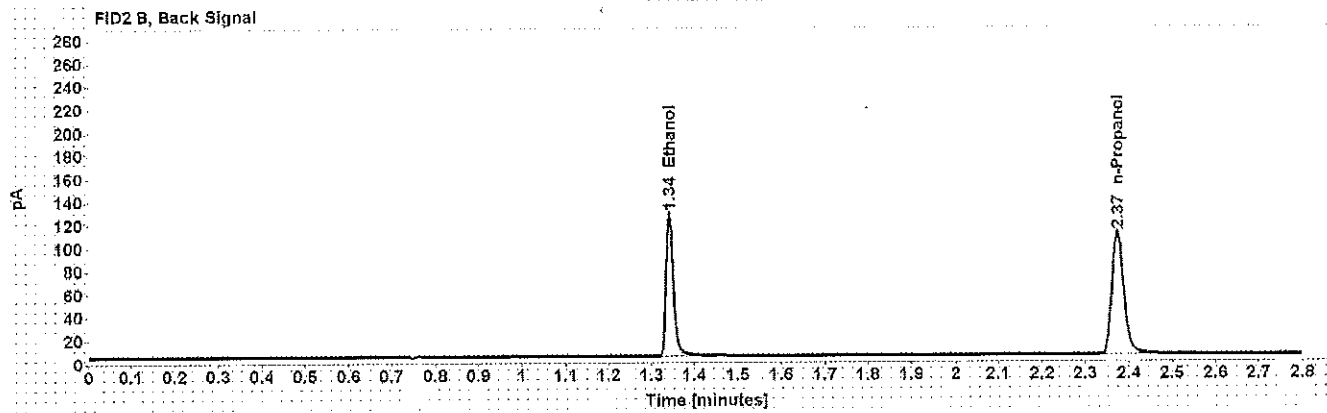
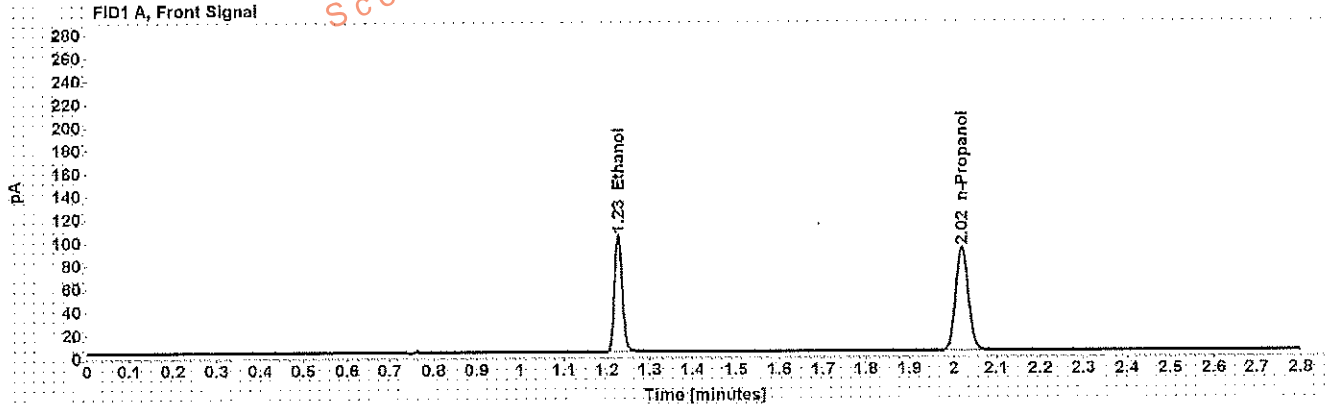


Table 1: FID 1 A (column DB-ALC1)

Compound	Time (min)	Peak Area
Ethanol	1.227	129.660
n-Propanol	2.019	183.163

Table 2: FID 2 B (column DB-ALC2)

Compound	Time (min)	Peak Area
Ethanol	1.343	151.209
n-Propanol	2.374	205.918

# Scottsdale Police Department Crime Lab Volatiles Analysis

Dissemination is restricted to Criminal Justice Agencies and authorized Non-C.J. Agencies ONLY. Secondary dissemination to unauthorized agencies is PROHIBITED.

Sample: 0.400 Cerilliant FN11191402	Item number: WA
Injection date: 11/14/2017 11:18:28 AM	Vial: 4
Method: ethanol quant.M	Sequence: 14Nov17
Instrument: US14173023 CN14160045	Analyst: Adrian
Data file: C:\Chem321\Data\14Nov17\4.D	

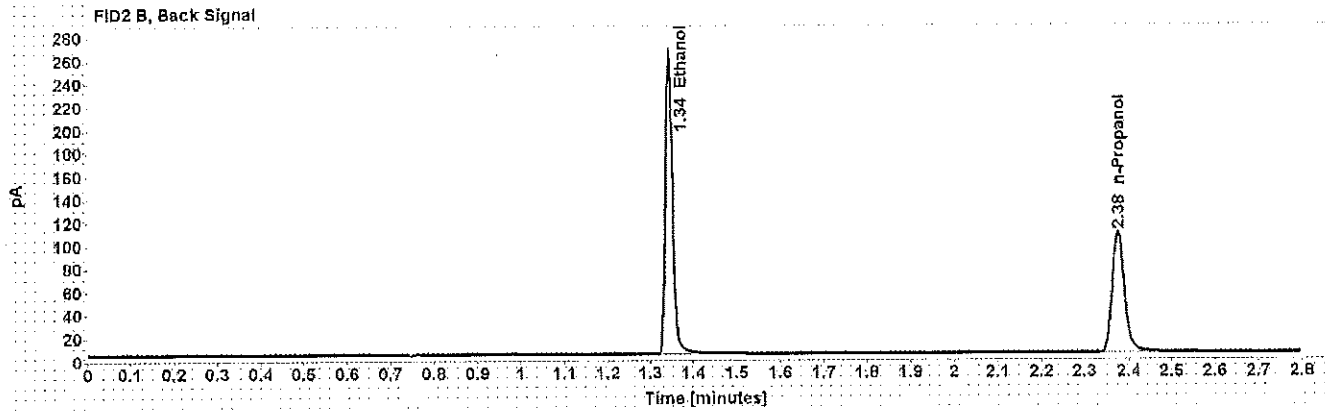
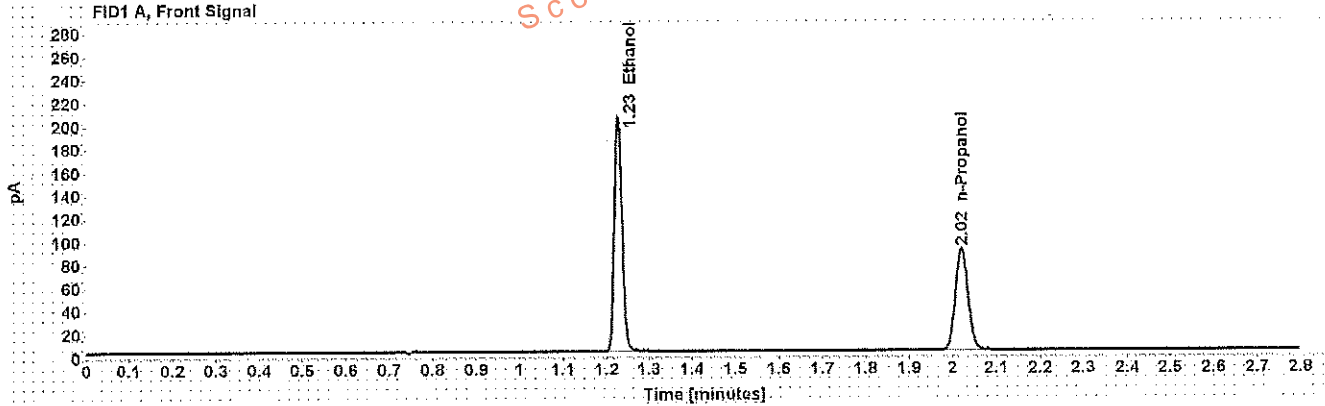


Table 1: FID 1 A (column DB-ALC1)

Compound	Time (min)	Peak Area
Ethanol	1.227	260.225
n-Propanol	2.020	180.744

Table 2: FID 2 B (column DB-ALC2)

Compound	Time (min)	Peak Area
Ethanol	1.344	305.893
n-Propanol	2.376	203.140

# Scottsdale Police Department Crime Lab Volatiles Analysis

Sample: blank 090517	Item number:
Injection date: 11/14/2017 11:22:27 AM	Vial: 5
Method: ethanol quant.M	Sequence: 14Nov17
Instrument: US14173023 CN14160045	Analyst: Adrian
Data file: C:\Chem3211\Data\14Nov17\5.D	

WA

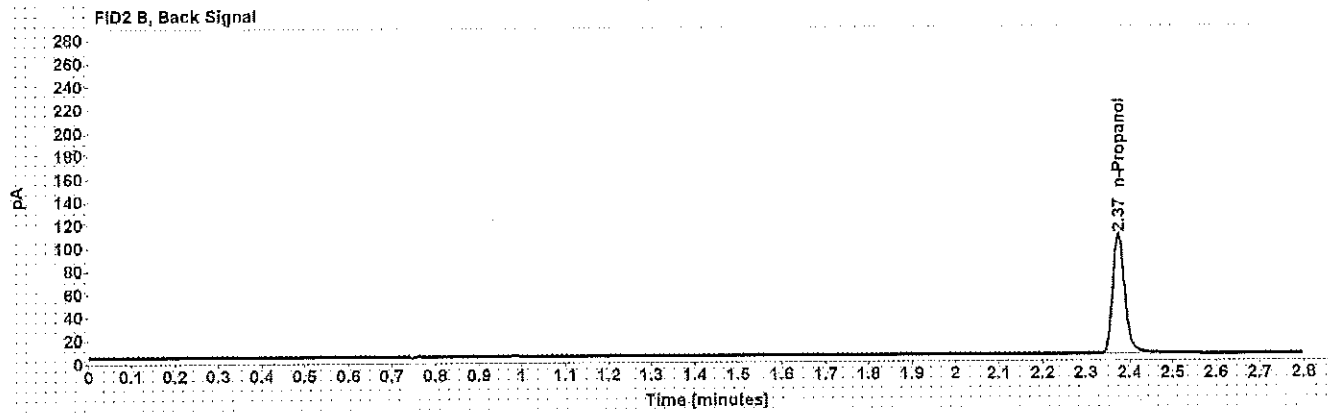
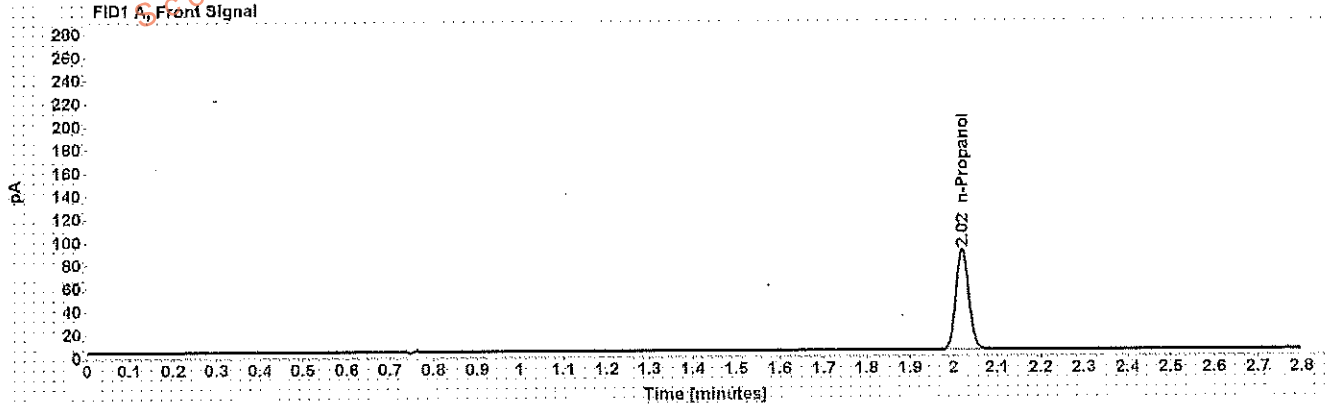


Table 1: FID 1 A (column DB-ALC1)

Compound	Amount (g/100mL)	Time (min)	Peak Area
n-Propanol	-----	2.020	178.466

Table 2: FID 2 B (column DB-ALC2)

Compound	Time (min)	Peak Area
n-Propanol	2.375	200.098



# Scottsdale Police Department Crime Lab Volatiles Analysis

Sample: volatiles mix 020917 WLA	Item number: <span style="float: right;">WA</span>
Injection date: 11/14/2017 11:26:28 AM	Vial: 6
Method: ethanol quant.M	Sequence: 14Nov17
Instrument: US14173023 CN14160045	Analyst: Adrian
Data file: C:\Chem32\1\Data\14Nov17\6.D	

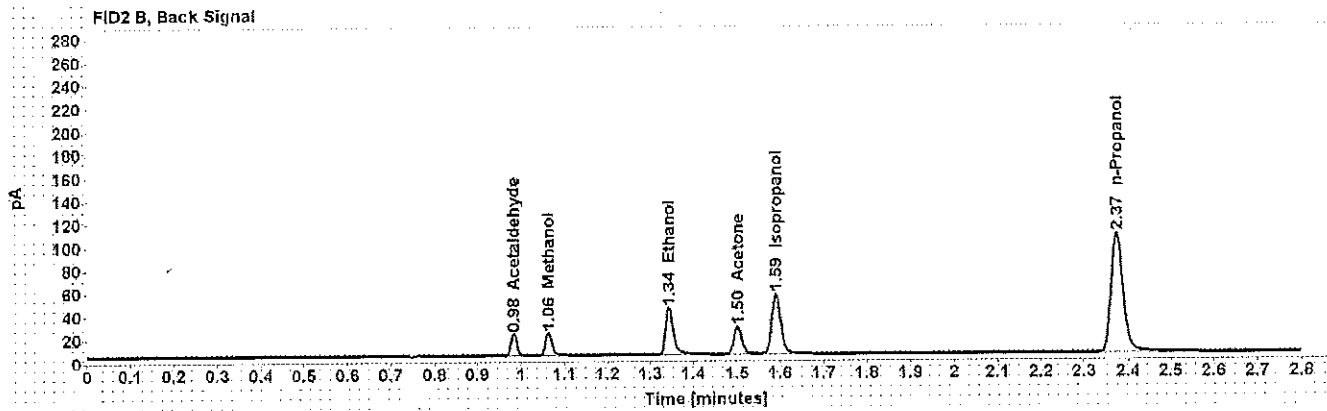
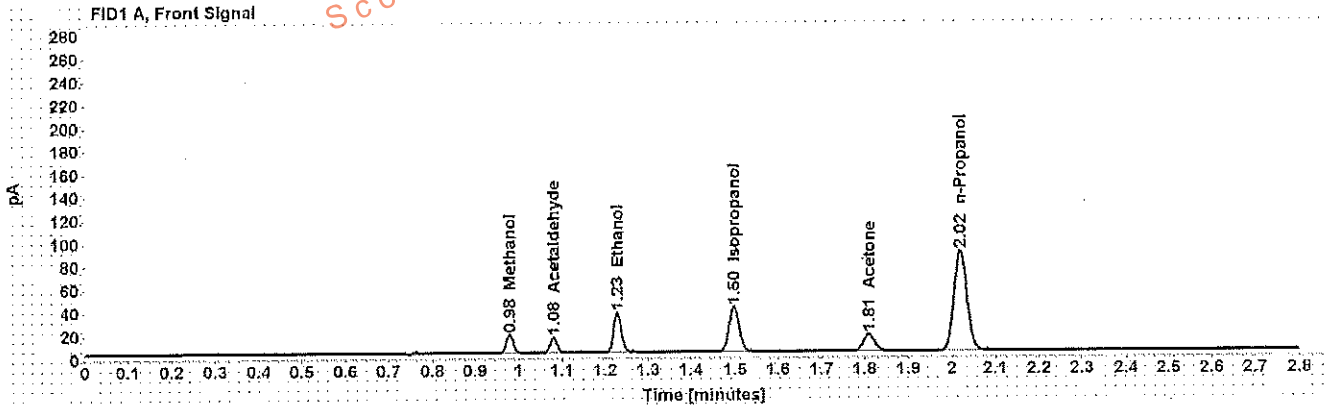


Table 1: FID 1 A (column DB-ALC1)

Compound	Amount (g/100mL)	Time (min)	Peak Area
Methanol	-----	0.979	17.840
Acetaldehyde	-----	1.080	14.690
>Ethanol	0.0705	1.228	44.423
Isopropanol	-----	1.497	63.987
Acetone	-----	1.809	26.412
n-Propanol	-----	2.020	178.166

Table 2: FID 2 B (column DB-ALC2)

Compound	Time (min)	Peak Area
Acetaldehyde	0.983	17.825
Methanol	1.064	20.694
Ethanol	1.344	50.876
Acetone	1.501	29.729
Isopropanol	1.590	75.745
n-Propanol	2.375	200.472



# Scottsdale Police Department Crime Lab Volatiles Analysis

Dissemination is restricted to Criminal Justice Agencies and authorized Non-C.J. Agencies ONLY. Secondary dissemination to unauthorized agencies is PROHIBITED.  
Scottsdale City Prosecutor

Sample:	0.400 Lipomed 08012015-C	Item number:	
Injection date:	11/14/2017 11:30:43 AM	Vial:	
Method:	ethanol quant.M	Sequence:	14Nov17
Instrument:	US14173023 CN14160045	Analyst:	Adrian
Data file:	C:\Chem32\1\Data\14Nov17\17.D		

44

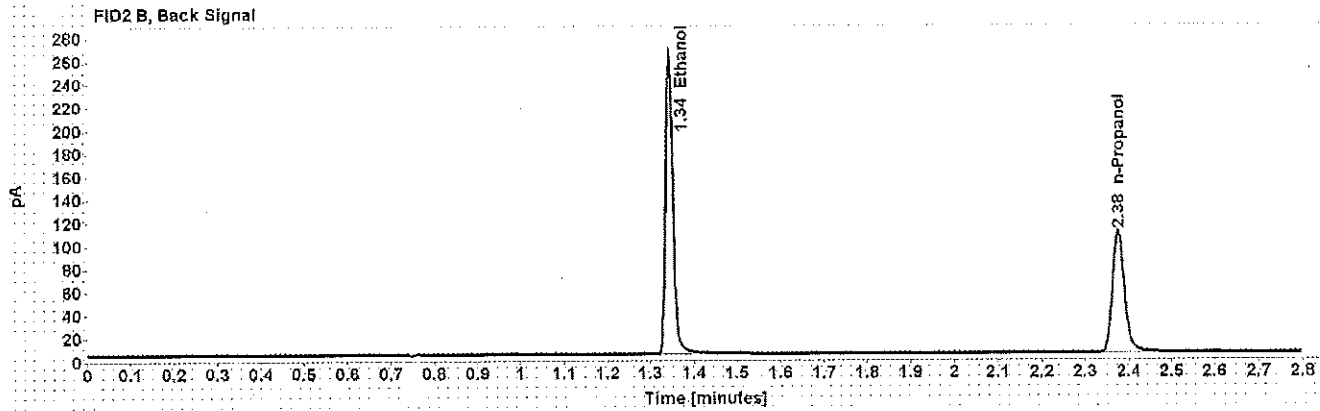
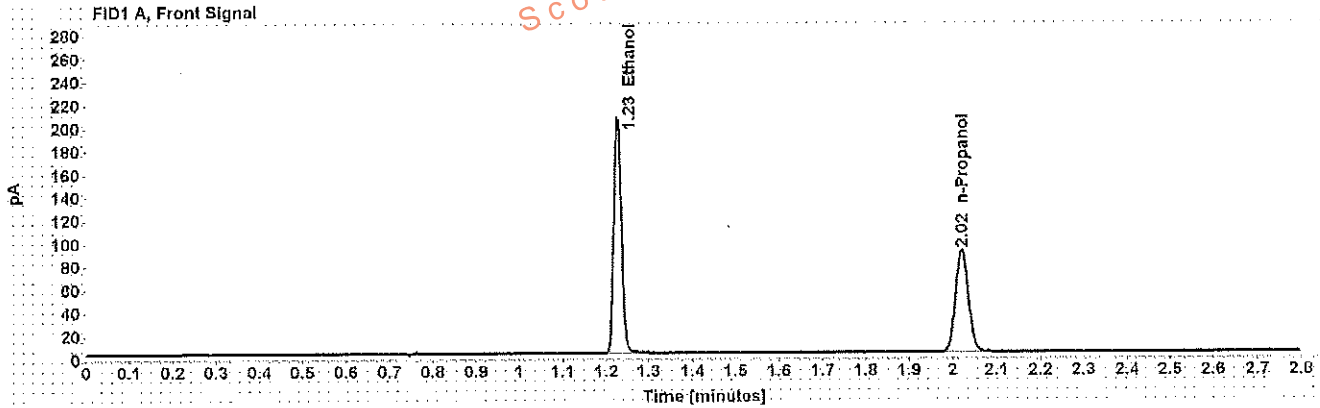


Table 1: FID 1 A (column DB-ALC1)

Compound	Amount (g/100mL)	Time (min)	Peak Area
>Ethanol	0.4024	1.227	262.121
n-Propanol	-----	2.020	181.371

Table 2: FID 2 B (column DB-ALC2)

Compound	Time (min)	Peak Area
Ethanol	1.344	307.382
n-Propanol	2.376	203.818

# Scottsdale Police Department Crime Lab Volatiles Analysis

**Sample:** 0.040 Lipomed 09022015-A  
**Injection date:** 11/14/2017 11:34:42 AM  
**Method:** ethanol quant.M  
**Instrument:** US14173023 CN14160045  
**Data file:** C:\Chem3211\Data\14Nov17\8.D

**Item number:**   
**Vial:** 8  
**Sequence:** 14Nov17  
**Analyst:** Adrian

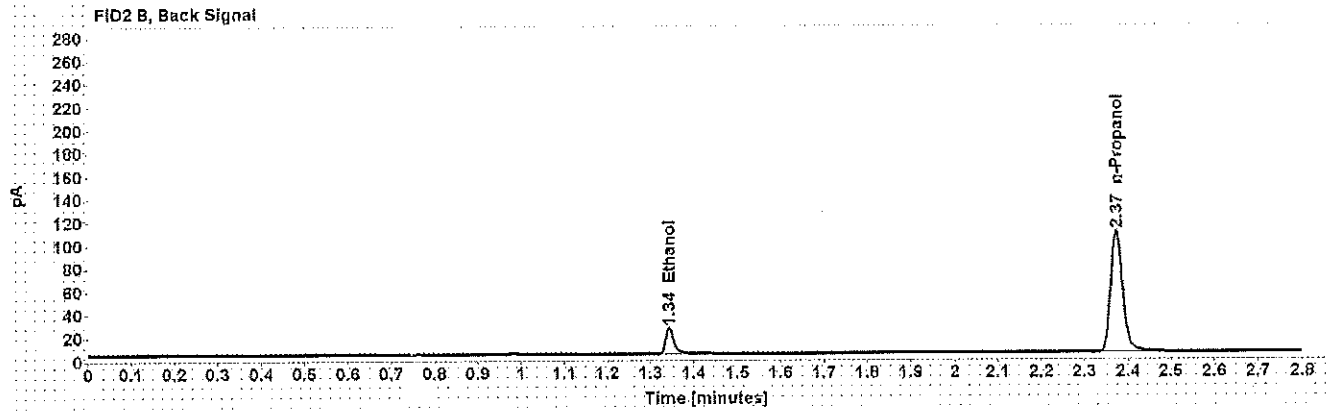
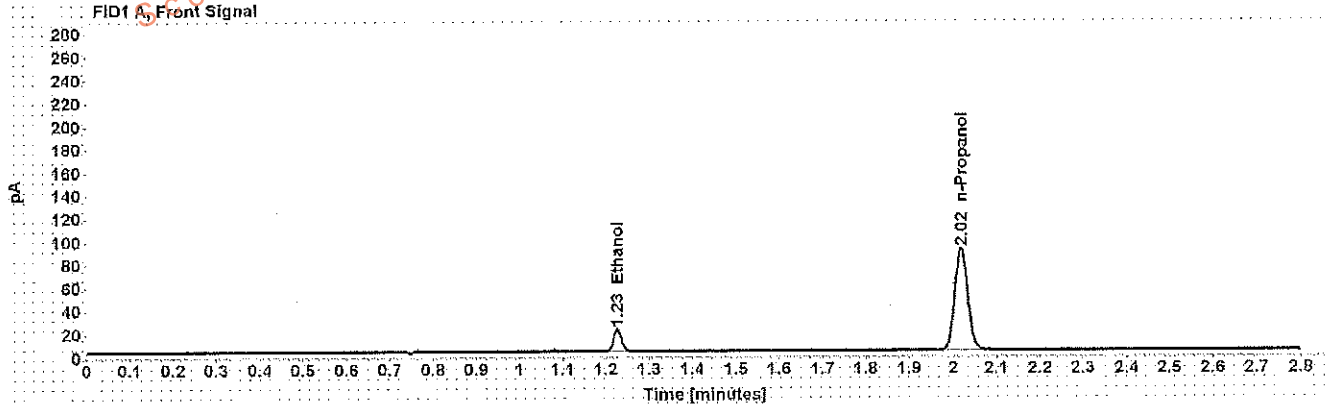


Table 1: FID 1 A (column DB-ALC1)

Compound	Amount (g/100mL)	Time (min)	Peak Area
>Ethanol	0.0396	1.227	25.039
n-Propanol	-----	2.019	181.279

Table 2: FID 2 B (column DB-ALC2)

Compound	Time (min)	Peak Area
Ethanol	1.344	28.248
n-Propanol	2.373	203.660

# Scottsdale Police Department Crime Lab Volatiles Analysis

<b>Sample:</b> 0.198 ACQ 407041529/3	<b>Item number:</b> <span style="float: right;">WAA</span>
<b>Injection date:</b> 11/14/2017 11:38:43 AM	<b>Vial:</b> 9
<b>Method:</b> ethanol quant.M	<b>Sequence:</b> 14Nov17
<b>Instrument:</b> US14173023 CN14160045	<b>Analyst:</b> Adrian
<b>Data file:</b> C:\Chem3211\Data\14Nov17\9.D	

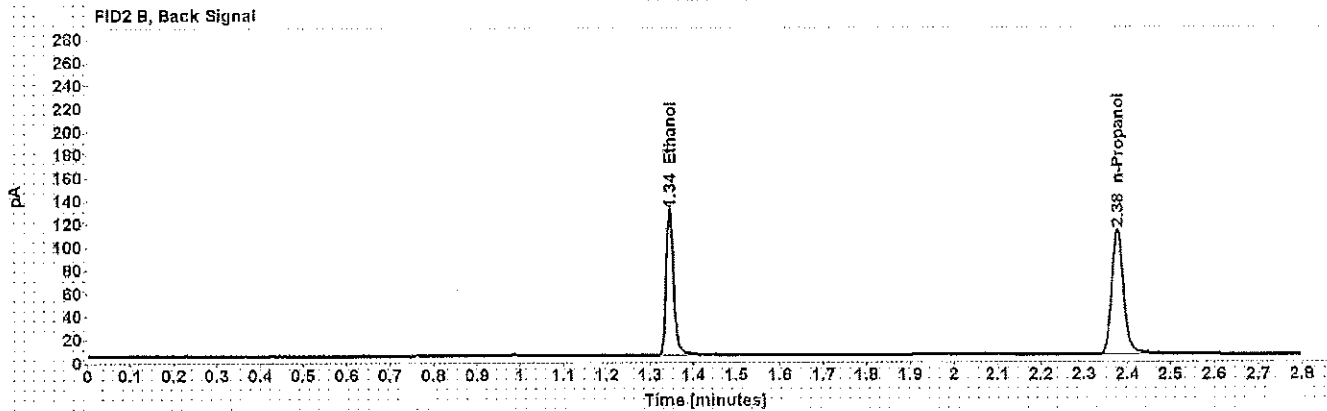
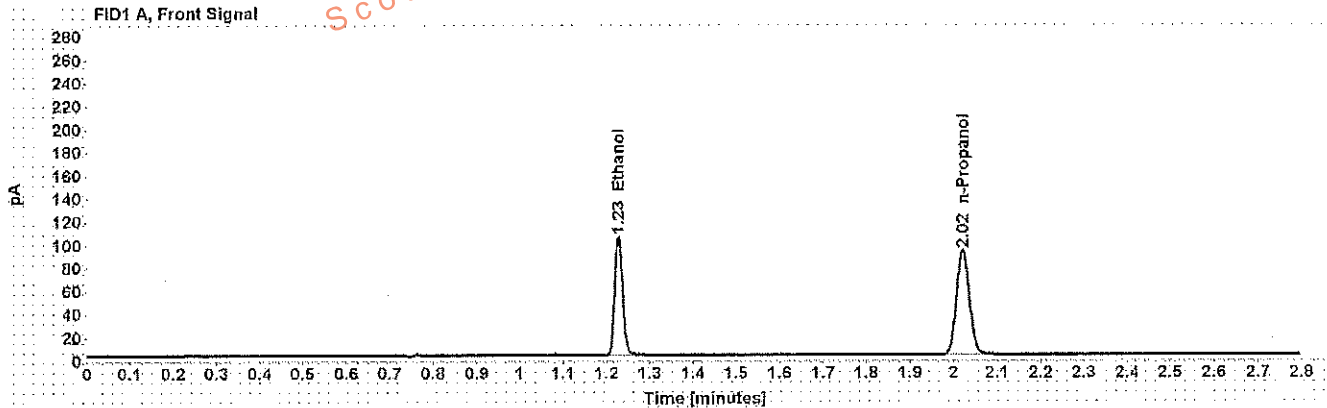


Table 1: FID 1 A (column DB-ALC1)

Compound	Amount (g/100mL)	Time (min)	Peak Area
>Ethanol	0.1994	1.228	132.302
n-Propanol	-----	2.021	185.368

Table 2: FID 2 B (column DB-ALC2)

Compound	Time (min)	Peak Area
Ethanol	1.345	153.813
n-Propanol	2.376	208.579

# Scottsdale Police Department Crime Lab Volatiles Analysis

Dissemination is restricted to Criminal Justice Agencies and authorized Non-C.J. Agencies ONLY. Secondary dissemination to unauthorized agencies is PROHIBITED.

WA

Sample: 0.080 Lipomed 28082014-B	Item number:
Injection date: 11/14/2017 12:23:13 PM	Vial: 20
Method: ethanol quant.M	Sequence: 14Nov17
Instrument: US14173023 CN14160045	Analyst: Adrian
Data file: C:\Chem32\1\Data\14Nov17\20.D	

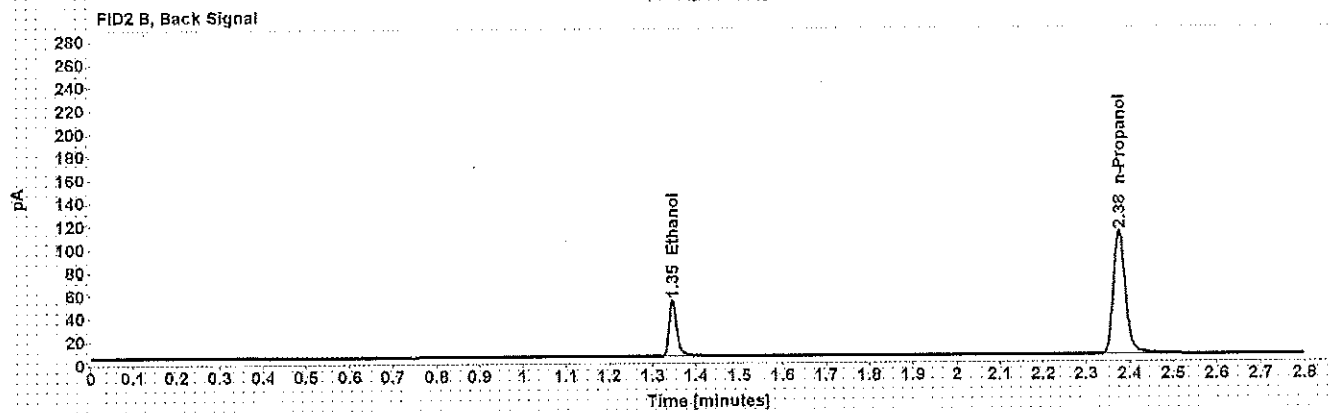
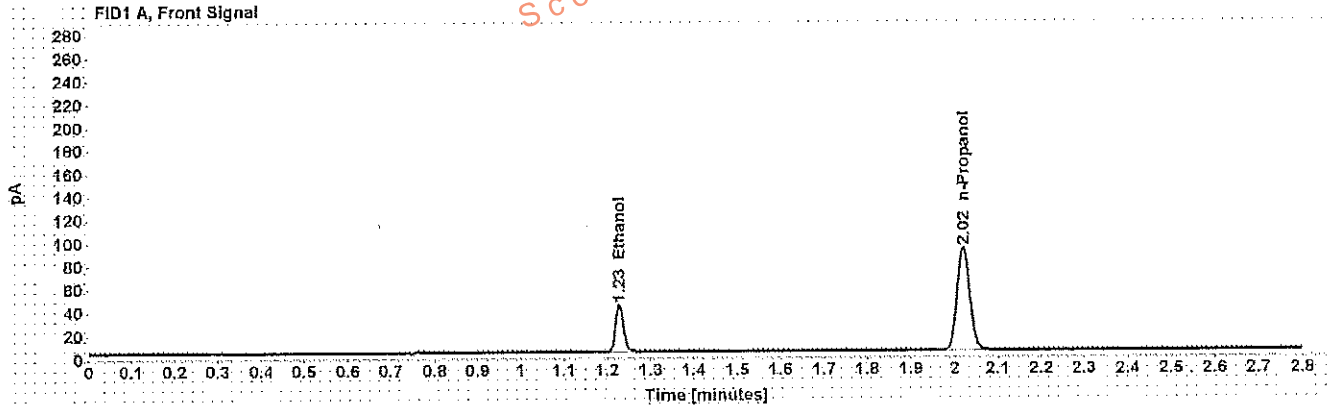


Table 1: FID 1 A (column DB-ALC1)

Compound	Amount (g/100mL)	Time (min)	Peak Area
>Ethanol	0.0807	1.228	52.332
n-Propanol	-----	2.021	182.869

Table 2: FID 2 B (column DB-ALC2)

Compound	Time (min)	Peak Area
Ethanol	1.345	60.371
n-Propanol	2.376	206.816

# Scottsdale Police Department Crime Lab Volatiles Analysis

WA

<b>Sample:</b> 0.150 Lipomed 09022015-c	<b>Item number:</b>
<b>Injection date:</b> 11/14/2017 1:07:43 PM	<b>Vial:</b> 31
<b>Method:</b> ethanol quant.M	<b>Sequence:</b> 14Nov17
<b>Instrument:</b> US14173023 CN14160045	<b>Analyst:</b> Adrian
<b>Data file:</b> C:\Chem32\1\Dat\14Nov17\31.D	

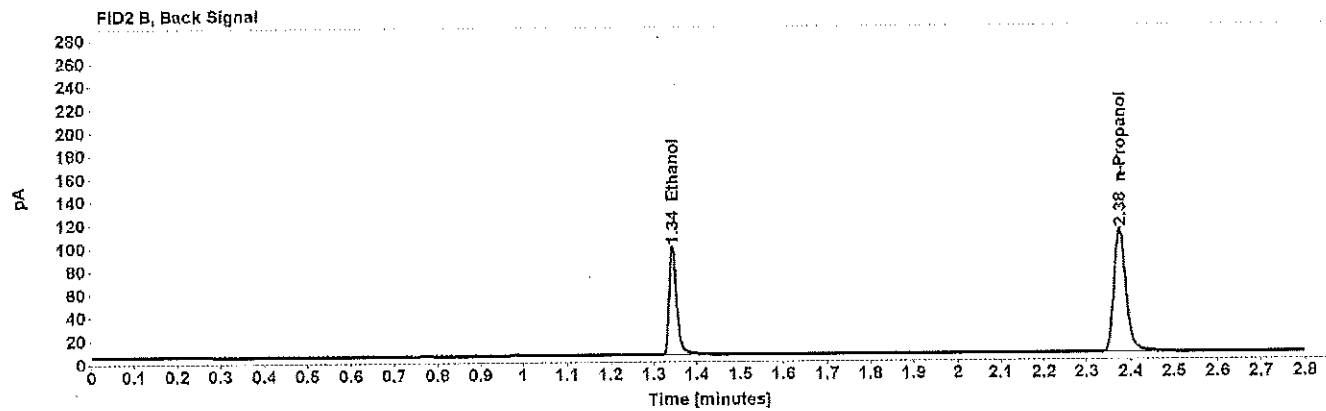
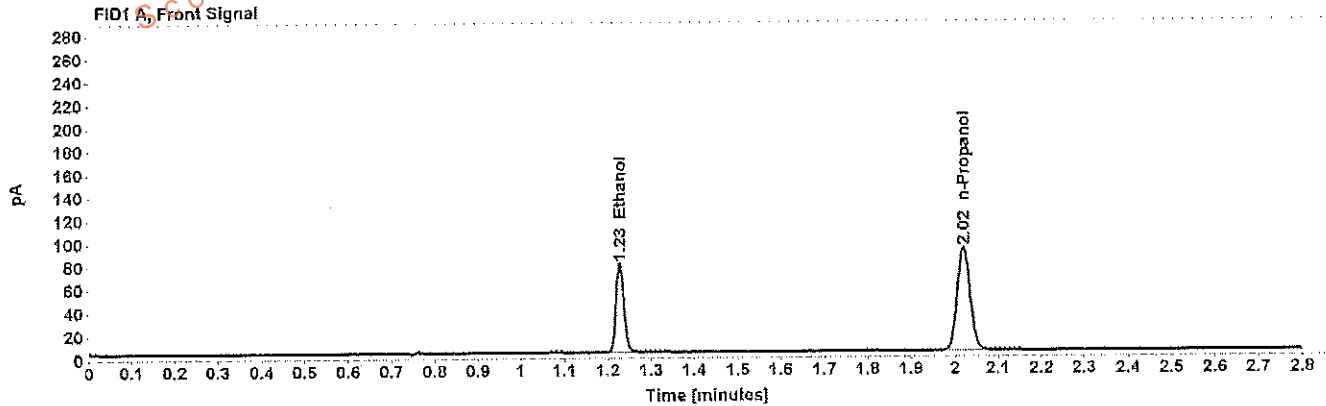


Table 1: FID 1 A (column DB-ALC1)

Compound	Amount (g/100mL)	Time (min)	Peak Area
>Ethanol	0.1521	1.228	99.144
n-Propanol	-----	2.020	182.402

Table 2: FID 2 B (column DB-ALC2)

Compound	Time (min)	Peak Area
Ethanol	1.344	115.002
n-Propanol	2.376	206.865

# Scottsdale Police Department Crime Lab Volatiles Analysis

<b>Sample:</b> 0.198 ACQ 407041529/3	<b>Item number:</b>
<b>Injection date:</b> 11/14/2017 1:51:58 PM	<b>Vial:</b> 42
<b>Method:</b> ethanol quant.M	<b>Sequence:</b> 14Nov17
<b>Instrument:</b> US14173023 CN14160045	<b>Analyst:</b> Adrian
<b>Data file:</b> C:\Chem32\1\Data\14Nov17\42.D	

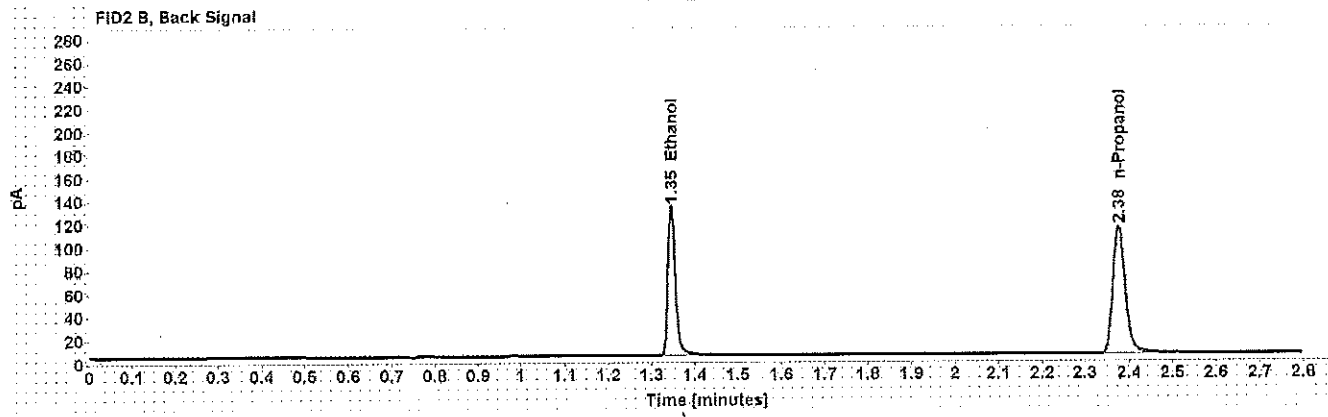
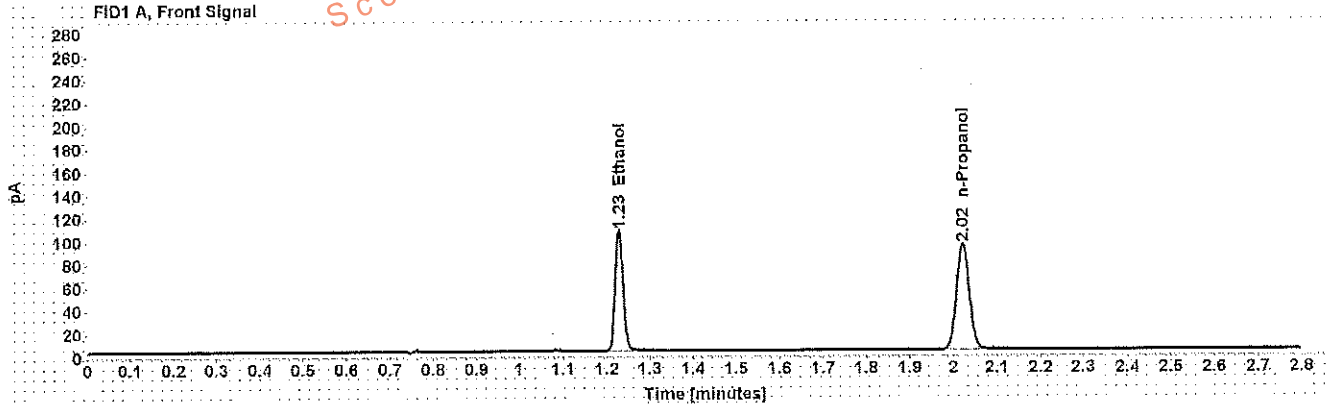


Table 1: FID 1 A (column DB-ALC1)

Compound	Amount (g/100mL)	Time (min)	Peak Area
>Ethanol	0.2006	1.229	134.844
n-Propanol	-----	2.021	187.768

Table 2: FID 2 B (column DB-ALC2)

Compound	Time (min)	Peak Area
Ethanol	1.346	157.511
n-Propanol	2.377	213.409

# Scottsdale Police Department Crime Lab Volatiles Analysis

Dissemination is restricted to Criminal Justice Agencies and authorized Non-C.J. Agencies ONLY. Secondary dissemination to unauthorized persons is PROHIBITED.

Sample: 0.080 Lipomed 28082014-B	Item number: <span style="float: right;">ms</span>
Injection date: 11/14/2017 2:36:28 PM	Vial: 53
Method: ethanol quant.M	Sequence: 14Nov17
Instrument: US14173023 CN14160045	Analyst: Adrian
Data file: C:\Chem32\1\Data\14Nov17\53.D	

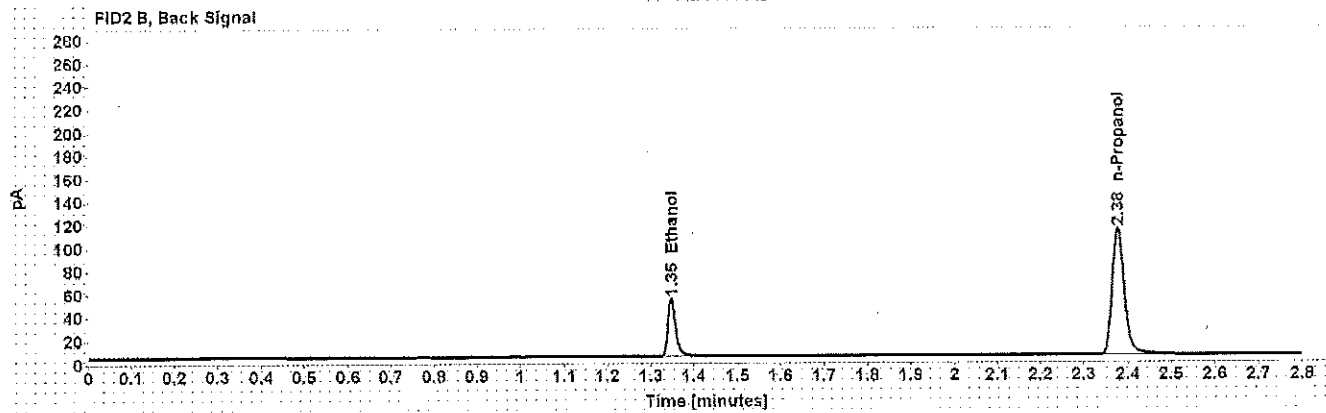
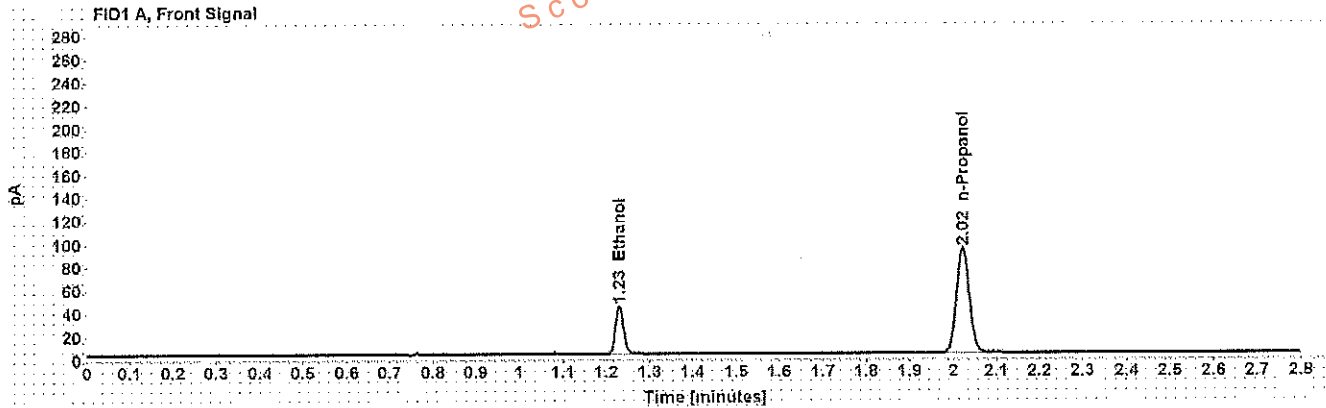


Table 1: FID 1 A (column DB-ALC1)

Compound	Amount (g/100mL)	Time (min)	Peak Area
>Ethanol	0.0815	1.230	53.719
n-Propanol	-----	2.022	185.956

Table 2: FID 2 B (column DB-ALC2)

Compound	Time (min)	Peak Area
Ethanol	1.348	62.502
n-Propanol	2.378	211.857



# Scottsdale Police Department Crime Lab Volatiles Analysis

WA

<b>Sample:</b> 0.150 Lipomed 09022015-c <b>Injection date:</b> 11/14/2017 3:20:58 PM <b>Method:</b> ethanol quant.M <b>Instrument:</b> US14173023 CN14160045 <b>Data file:</b> C:\Chem3211\Data\14Nov17\64.D	<b>Item number:</b> <b>Vial:</b> 64 <b>Sequence:</b> 14Nov17 <b>Analyst:</b> Adrian
--	--

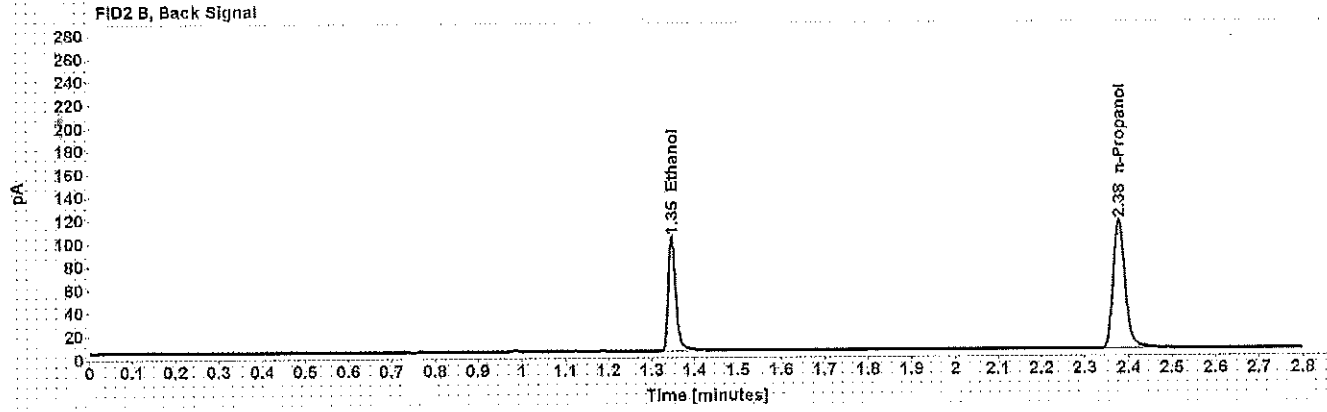
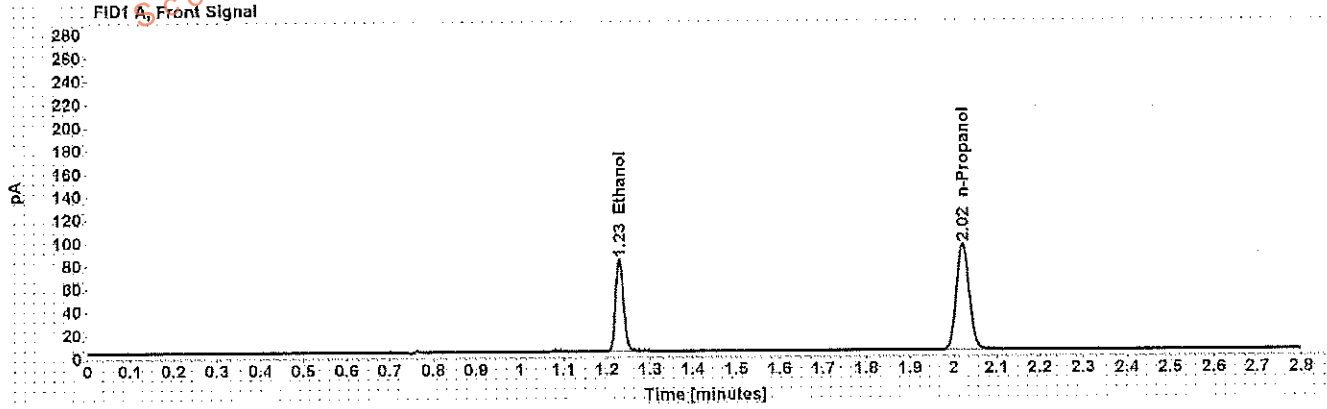


Table 1: FID 1 A (column DB-ALC1)

Compound	Amount (g/100mL)	Time (min)	Peak Area
>Ethanol	0.1538	1.229	103.338
n-Propanol	-----	2.022	188.109

Table 2: FID 2 B (column DB-ALC2)

Compound	Time (min)	Peak Area
Ethanol	1.347	120.795
n-Propanol	2.378	214.951

# Scottsdale Police Department Crime Lab Volatiles Analysis

WA

Sample: 0.198 ACQ 407041529/3	Item number:
Injection date: 11/14/2017 4:05:28 PM	Vial: 75
Method: ethanol quant.M	Sequence: 14Nov17
Instrument: US14173023 CN14160045	Analyst: Adrian
Data file: C:\Chem3211\Data\14Nov17\75.D	

Dissemination is restricted to Criminal Justice Agencies and authorized Non-C.J. Agencies ONLY. Secondary dissemination to unauthorized agencies is PROHIBITED.  
 Scottsdale City Prosecutor's Office

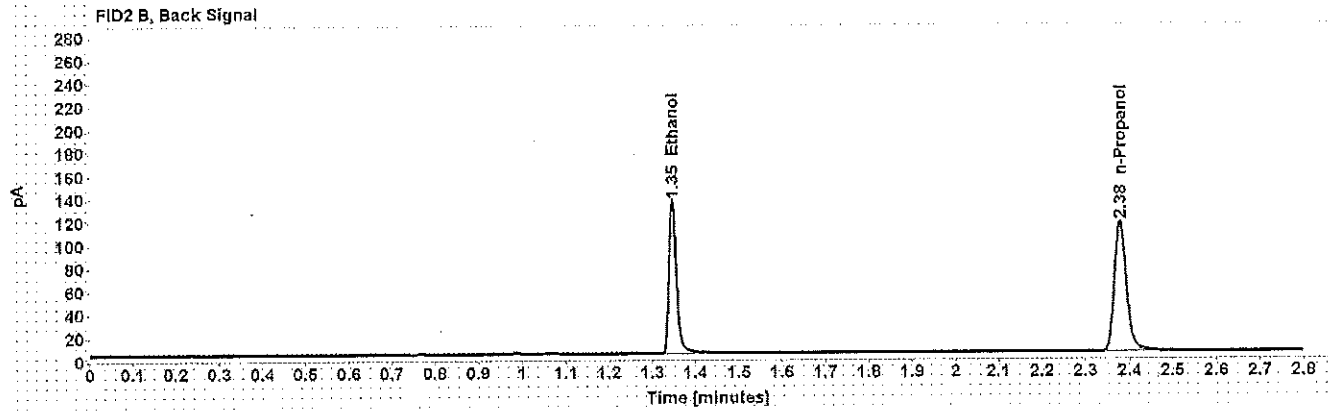
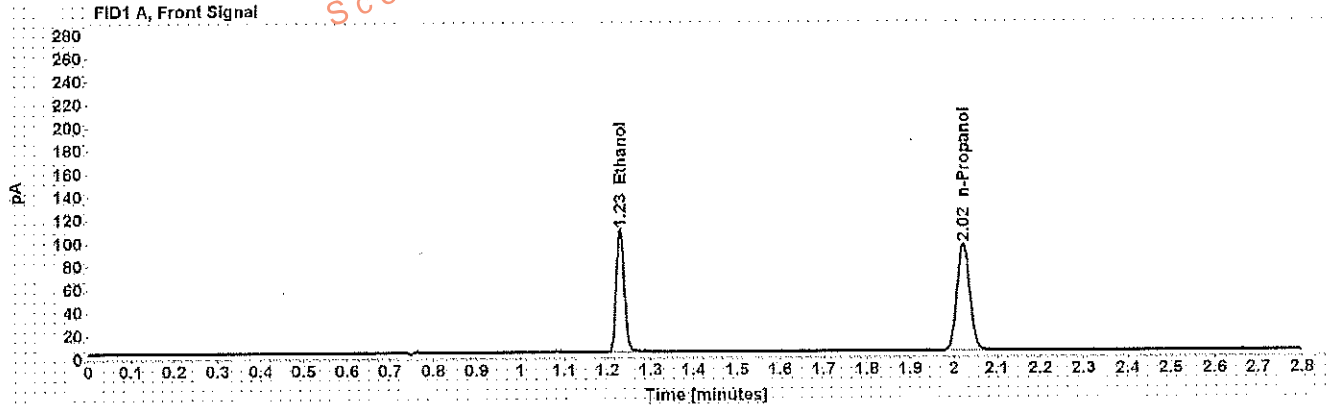


Table 1: FID 1 A (column DB-ALC1)

Compound	Amount (g/100mL)	Time (min)	Peak Area
>Ethanol	0.2016	1.230	137.250
n-Propanol	-----	2.022	190.161

Table 2: FID 2 B (column DB-ALC2)

Compound	Time (min)	Peak Area
Ethanol	1.347	162.242
n-Propanol	2.378	217.653

# Scottsdale Police Department Crime Lab Volatiles Analysis

Dissemination is restricted to Criminal Justice Agencies and authorized Non-C.J. Agencies ONLY. Secondary dissemination to unauthorized agencies is PROHIBITED.  
 Scottsdale City Prosecutor

WJ

Sample: 0.40 Lipomed 08012015-C	Item number:
Injection date: 11/14/2017 4:17:29 PM	Vial: 78
Method: ethanol quant.M	Sequence: 14Nov17
Instrument: US14173023 CN14160045	Analyst: Adrian
Data file: C:\Chem32\1\Data\14Nov17\78.D	

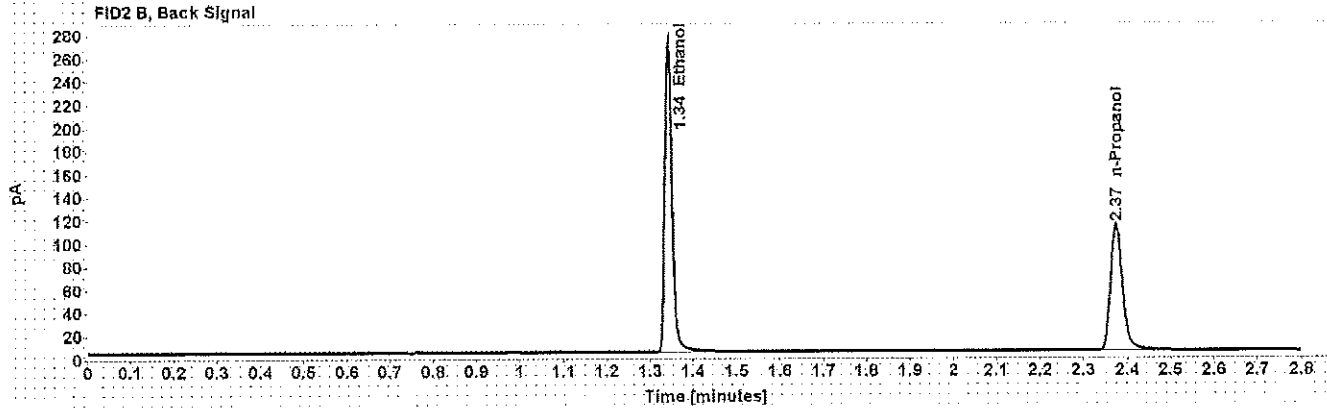
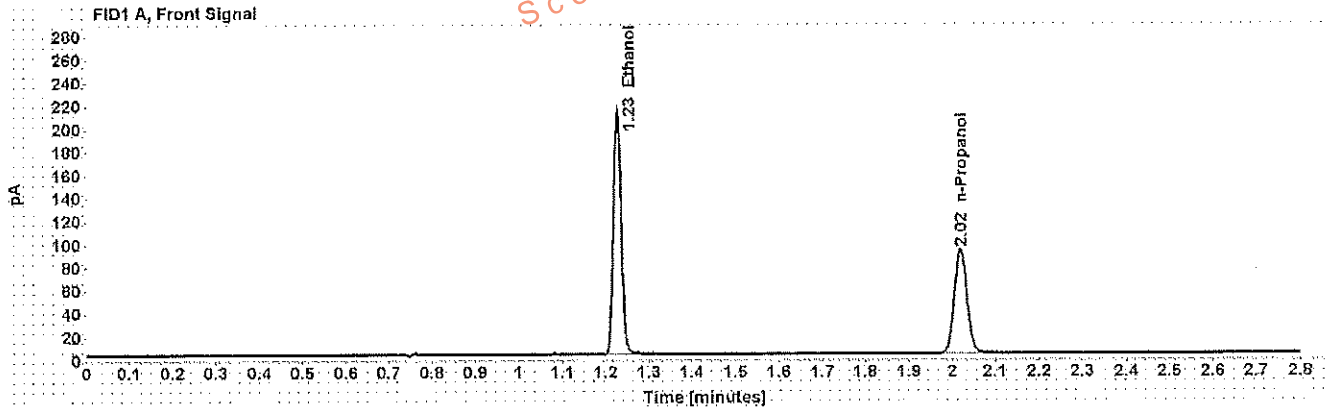


Table 1: FID 1 A (column DB-ALC1)

Compound	Amount (g/100mL)	Time (min)	Peak Area
>Ethanol	0.4060	1.227	269.626
n-Propanol	-----	2.020	184.900

Table 2: FID 2 B (column DB-ALC2)

Compound	Time (min)	Peak Area
Ethanol	1.343	319.256
n-Propanol	2.375	211.552

# Scottsdale Police Department Crime Lab Volatiles Analysis

Sample: 0.04 Lipomed 09022015-A	Item number: MA
Injection date: 11/14/2017 4:21:43 PM	Vial: 79
Method: ethanol quant.M	Sequence: 14Nov17
Instrument: US14173023 CN14160045	Analyst: Adrian
Data file: C:\Chem321\Data\14Nov17\79.D	

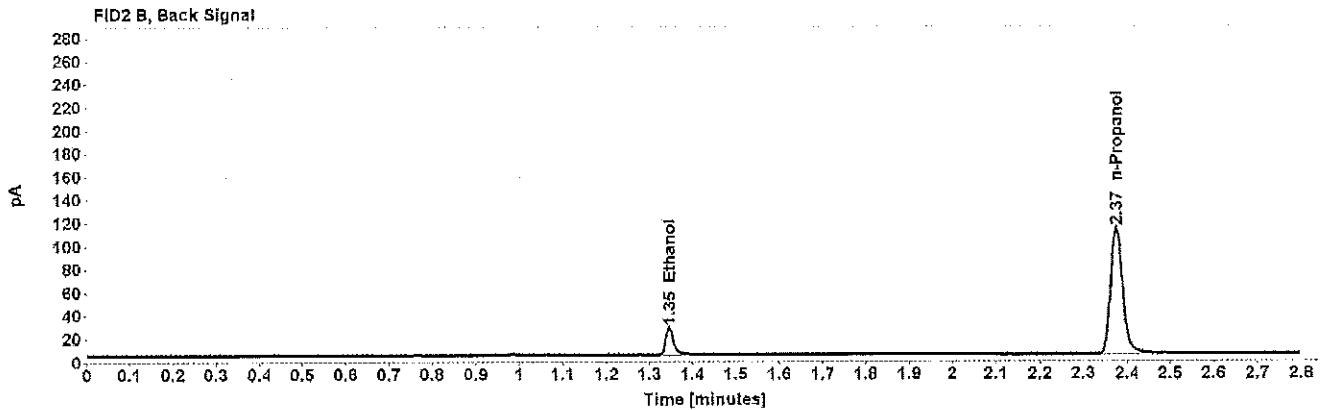
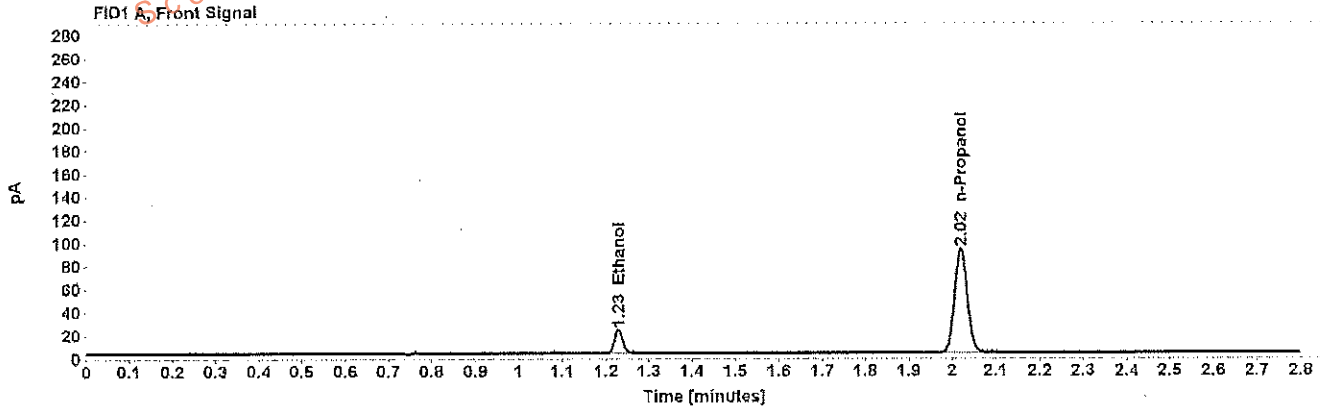


Table 1: FID 1 A (column DB-ALC1)

Compound	Amount (g/100mL)	Time (min)	Peak Area
>Ethanol	0.0407	1.228	26.231
n-Propanol	-----	2.020	184.744

Table 2: FID 2 B (column DB-ALC2)

Compound	Time (min)	Peak Area
Ethanol	1.346	29.927
n-Propanol	2.375	211.403

# Scottsdale Police Department Crime Lab Volatiles Analysis

Sample: 0.198 ACQ 407041529/3	Item number:
Injection date: 11/14/2017 4:25:43 PM	Vial: 80
Method: ethanol quant.M	Sequence: 14Nov17
Instrument: US14173023 CN14160045	Analyst: Adrian
Data file: C:\Chem3211\Data\14Nov17\80.D	

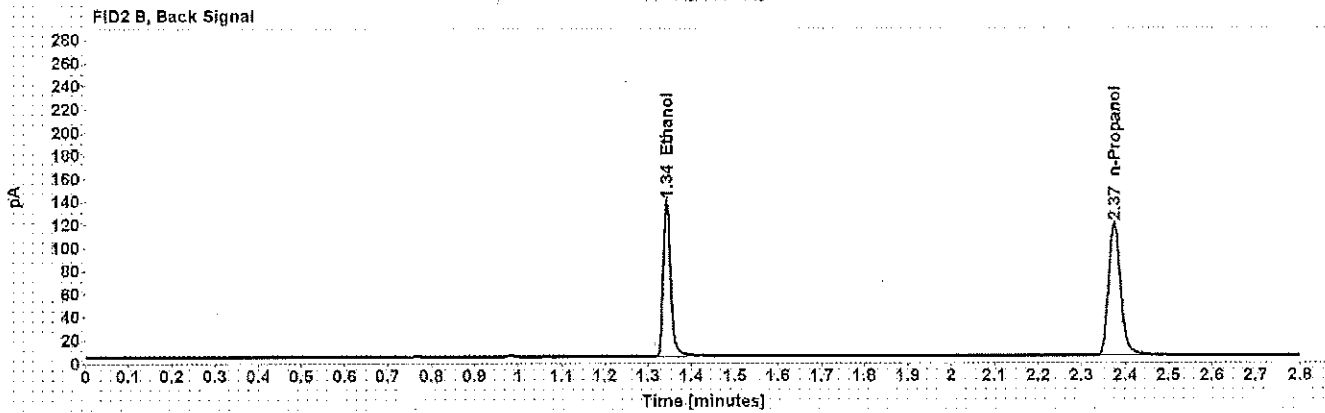
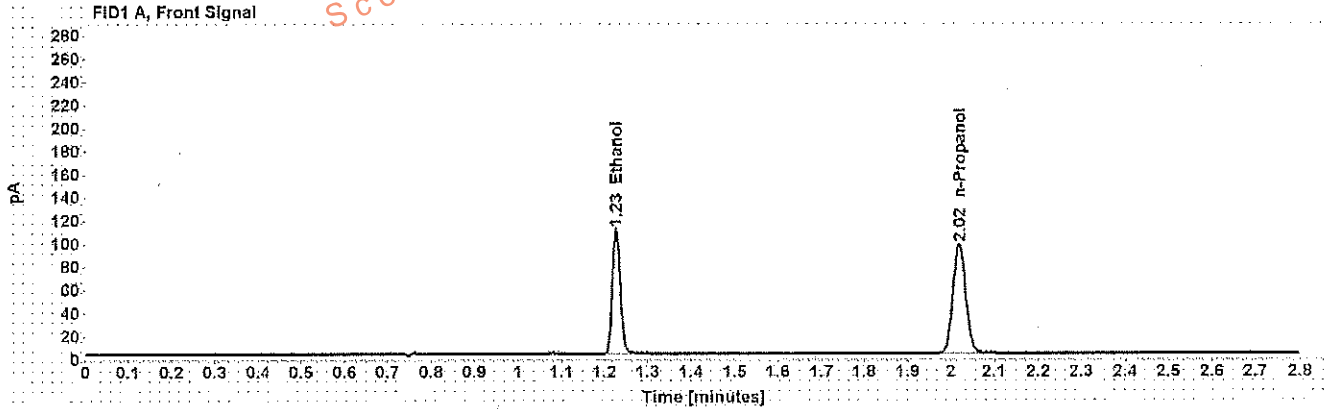


Table 1: FID 1 A (column DB-ALC1)

Compound	Amount (g/100mL)	Time (min)	Peak Area
>Ethanol	0.2006	1.227	139.235
n-Propanol	-----	2.020	193.909

Table 2: FID 2 B (column DB-ALC2)

Compound	Time (min)	Peak Area
Ethanol	1.343	163.539
n-Propanol	2.375	222.248

# Scottsdale Police Department Crime Lab Volatiles Analysis

Dissemination is restricted to Criminal Justice Agencies and authorized Non-C.J. Agencies ONLY. Secondary dissemination to unauthorized agencies is PROHIBITED. Scottsdale City Prosecutor

Sample: blank 090517	Item number: <span style="float: right;">WA</span>
Injection date: 11/14/2017 4:29:44 PM	Vial: 81
Method: ethanol quant.M	Sequence: 14Nov17
Instrument: US14173023 CN14160045	Analyst: Adrian
Data file: C:\Chem32\1\Data\14Nov17\81.D	

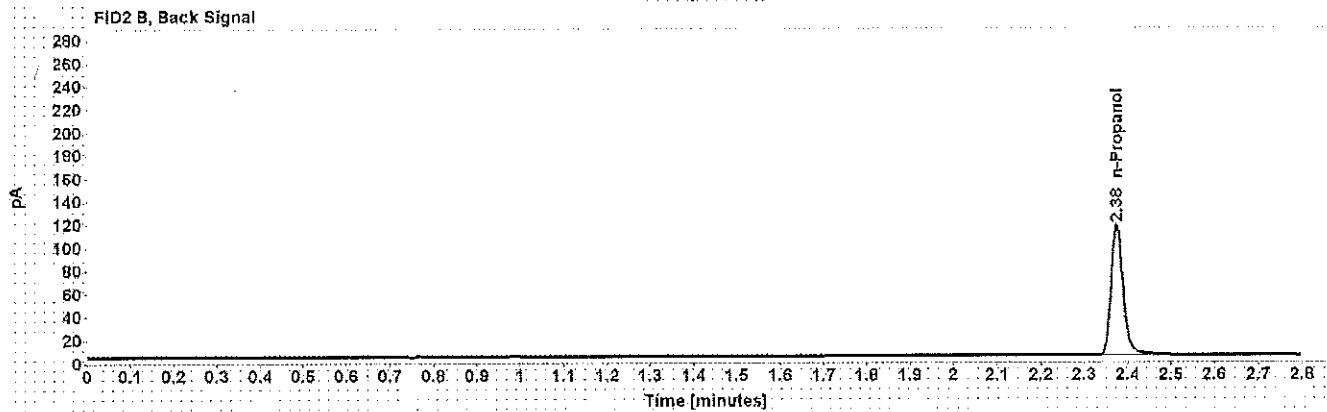
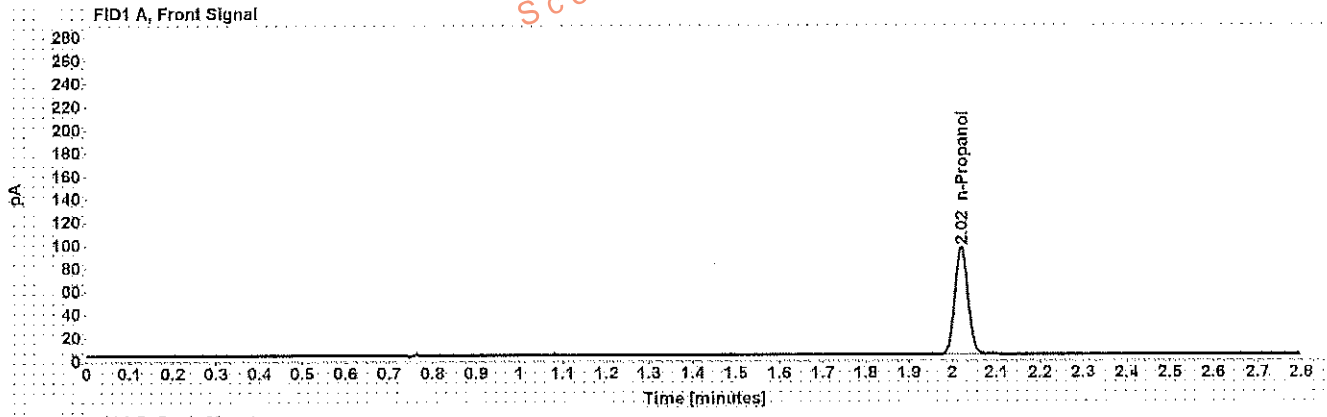


Table 1: FID 1 A (column DB-ALC1)

Compound	Amount (g/100mL)	Time (min)	Peak Area
n-Propanol	-----	2.020	190.698

Table 2: FID 2 B (column DB-ALC2)

Compound	Time (min)	Peak Area
n-Propanol	2.375	218.406

# Sequence Summary

Sequence name: 14Nov17      Instrument: US14173023 CN14160045      Analyst: Adrian

WA

Vial	Sample	Type	Item Number	Method
1	0.020 Cerilliant FN03241604	Calibration		ethanol quant.M
2	0.100 Cerilliant FN06181501	Calibration		ethanol quant.M
3	0.200 Cerilliant FN07201502	Calibration		ethanol quant.M
4	0.400 Cerilliant FN11191402	Calibration		ethanol quant.M
5	blank 090517	Control		ethanol quant.M
6	volatiles mix 020917 WLA	Control		ethanol quant.M
7	0.400 Lipomed 08012015-C	Control		ethanol quant.M
8	0.040 Lipomed 09022015-A	Control		ethanol quant.M
9	0.198 ACQ 407041529/3	Control		ethanol quant.M
10		Sample	1162111	ethanol quant.M
11		Sample	1162111	ethanol quant.M
12		Sample	1156225	ethanol quant.M
13		Sample	1156225	ethanol quant.M
14		Sample	1175956	ethanol quant.M
15		Sample	1175956	ethanol quant.M
16		Sample	1179350	ethanol quant.M
17		Sample	1179350	ethanol quant.M
18		Sample	1177134	ethanol quant.M
19		Sample	1177134	ethanol quant.M
20	0.080 Lipomed 28082014-B	Control		ethanol quant.M
21		Sample	1177147	ethanol quant.M
22		Sample	1177147	ethanol quant.M
23		Sample	1177213	ethanol quant.M
24		Sample	1177213	ethanol quant.M
25		Sample	1176375	ethanol quant.M
26		Sample	1176375	ethanol quant.M
27		Sample	1177132	ethanol quant.M
28		Sample	1177132	ethanol quant.M
29		Sample	1178436	ethanol quant.M
30		Sample	1178436	ethanol quant.M
31	0.150 Lipomed 09022015-C	Control		ethanol quant.M
32		Sample	1157593	ethanol quant.M
33		Sample	1157593	ethanol quant.M
34		Sample	1180604	ethanol quant.M
35		Sample	1180604	ethanol quant.M
36		Sample	1180441	ethanol quant.M
37		Sample	1180441	ethanol quant.M
38		Sample	1179970	ethanol quant.M
39		Sample	1179970	ethanol quant.M
40		Sample	1158454	ethanol quant.M
41		Sample	1158454	ethanol quant.M
42	0.198 ACQ 407041529/3	Control		ethanol quant.M
43		Sample	1176986	ethanol quant.M
44		Sample	1176986	ethanol quant.M
45		Sample	1177288	ethanol quant.M
46		Sample	1177288	ethanol quant.M
47		Sample	1177906	ethanol quant.M



# Sequence Summary

WA

48		Sample	1177906	ethanol quant.M
49		Sample	1176978	ethanol quant.M
50		Sample	1176978	ethanol quant.M
51		Sample	1180715	ethanol quant.M
52		Sample	1180715	ethanol quant.M
53	0.080 Lipomed 28082014-B	Control		ethanol quant.M
54		Sample	1180712	ethanol quant.M
55		Sample	1180712	ethanol quant.M
56		Sample	1180475	ethanol quant.M
57		Sample	1180475	ethanol quant.M
58		Sample	1179439	ethanol quant.M
59		Sample	1179439	ethanol quant.M
60		Sample	1179444	ethanol quant.M
61		Sample	1179444	ethanol quant.M
62		Sample	1178363	ethanol quant.M
63		Sample	1178363	ethanol quant.M
64	0.150 Lipomed 09022015-C	Control		ethanol quant.M
65		Sample	1178502	ethanol quant.M
66		Sample	1178502	ethanol quant.M
67		Sample	1179093	ethanol quant.M
68		Sample	1179093	ethanol quant.M
69		Sample	1179145	ethanol quant.M
70		Sample	1179145	ethanol quant.M
71		Sample	1178893	ethanol quant.M
72		Sample	1178893	ethanol quant.M
73		Sample	1179441	ethanol quant.M
74		Sample	1179441	ethanol quant.M
75	0.198 ACQ 407041529/3	Control		ethanol quant.M
76		Sample	1159560	ethanol quant.M
77		Sample	1159560	ethanol quant.M
78	0.40 Lipomed 08012015-C	Control		ethanol quant.M
79	0.04 Lipomed 09022015-A	Control		ethanol quant.M
80	0.198 ACQ 407041529/3	Control		ethanol quant.M
81	blank 090517	Control		ethanol quant.M

Dissemination is restricted to Criminal Justice Agencies and Security Agencies ONLY. Secondary dissemination to unauthorized agencies is PROHIBITED.  
 Scottsdale City Prosecutor

# Scottsdale Police Department Crime Laboratory

## Summary of Cases

SEQUENCE NAME: 14Nov17

ANALYST: Adrian WA

Vials	Test 1 (g/dL)	Test 2 (g/dL)	Mean (g/dL)	Percent Difference*	Absolute Difference (g/dL)*
10 11	0.1021	0.1026	0.10235	0.24	0.00025
12 13	0.1476	0.1493	0.14845	0.57	0.00085
14 15	0.2187	0.2205	0.21960	0.41	0.00090
16 17	0.1574	0.1598	0.15860	0.76	0.00120
18 19	0.1401	0.1401	0.14010	0.00	0.00000
21 22	0.1552	0.1554	0.15530	0.06	0.00010
23 24	0.1771	0.1783	0.17770	0.34	0.00060
25 26	0.1886	0.1923	0.19045	0.97	0.00185
27 28	0.2125	0.2140	0.21325	0.35	0.00075
29 30	0.0834	0.0848	0.08410	0.83	0.00070
32 33	0.0899	0.0905	0.09020	0.33	0.00030
34 35	0.2365	0.2390	0.23775	0.53	0.00125
36 37	0.1871	0.1898	0.18845	0.72	0.00135
38 39	0.0802	0.0813	0.08075	0.68	0.00055
40 41	0.1924	0.1944	0.19340	0.52	0.00100
43 44	0.2104	0.2097	0.21005	0.17	0.00035
45 46	0.1455	0.1491	0.14730	1.22	0.00180
47 48	0.1138	0.1152	0.11450	0.61	0.00070
49 50	0.3288	0.3297	0.32925	0.14	0.00045
51 52	0.2568	0.2590	0.25790	0.43	0.00110
54 55	0.2992	0.3002	0.29970	0.17	0.00050
56 57	0.1127	0.1141	0.11340	0.62	0.00070
58 59	0.3209	0.3217	0.32130	0.12	0.00040
60 61	0.0942	0.0936	0.09390	0.32	0.00030
62 63	0.2538	0.2544	0.25410	0.12	0.00030
65 66	0.0942	0.0943	0.09425	0.05	0.00005
67 68	0.3433	0.3431	0.34320	0.03	0.00010
69 70	0.0831	0.0824	0.08275	0.42	0.00035
71 72	0.2122	0.2109	0.21155	0.31	0.00065
73 74	0.2235	0.2216	0.22255	0.43	0.00095
76 77	0.0918	0.0915	0.09165	0.16	0.00015

\*Calculated differences are differences from the mean of the two results.

## Scottsdale Police Department Crime Lab Volatiles Analysis

Sample: [REDACTED]	Item number: 1162111
Injection date: 11/14/2017 11:42:43 AM	Vial: 10
Method: ethanol quant.M	Sequence: 14Nov17
Instrument: OS14173023 CN14160045	Analyst: Adrian
Data file: C:\Chem32\1\Data\14Nov17\10.D	

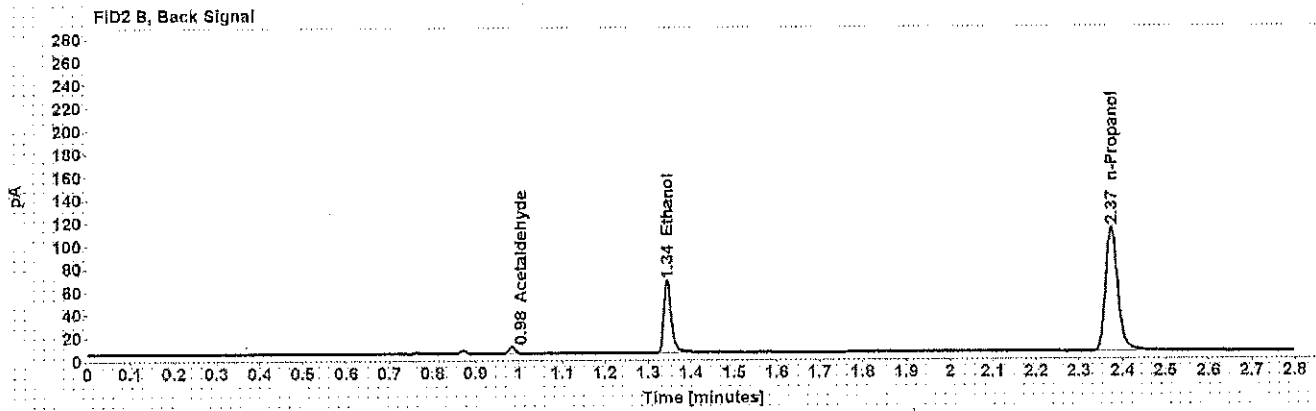
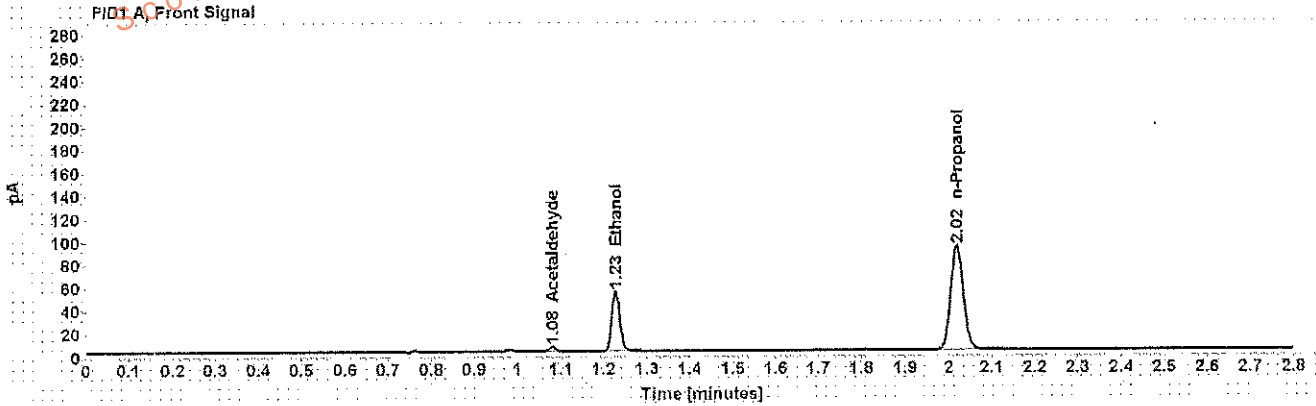


Table 1: FID 1 A (column DB-ALC1)

Compound	Amount (g/100mL)	Time (min)	Peak Area
Acetaldehyde	-----	1.081	4.075
>Ethanol	0.1021	1.228	67.332
n-Propanol	-----	2.020	185.404

Table 2: FID 2 B (column DB-ALC2)

Compound	Time (min)	Peak Area
Acetaldehyde	0.984	5.015
Ethanol	1.344	77.262
n-Propanol	2.375	209.719

## Scottsdale Police Department Crime Lab Volatiles Analysis

Sample:	[REDACTED]	Item number:	1162111
Injection date:	11/14/2017 11:46:43 AM	Vial:	11
Method:	ethanol quant.M	Sequence:	14Nov17
Instrument:	US14173023 CN14160045	Analyst:	Adrian
Data file:	C:\Chem3211\Data\14Nov17\11.D		

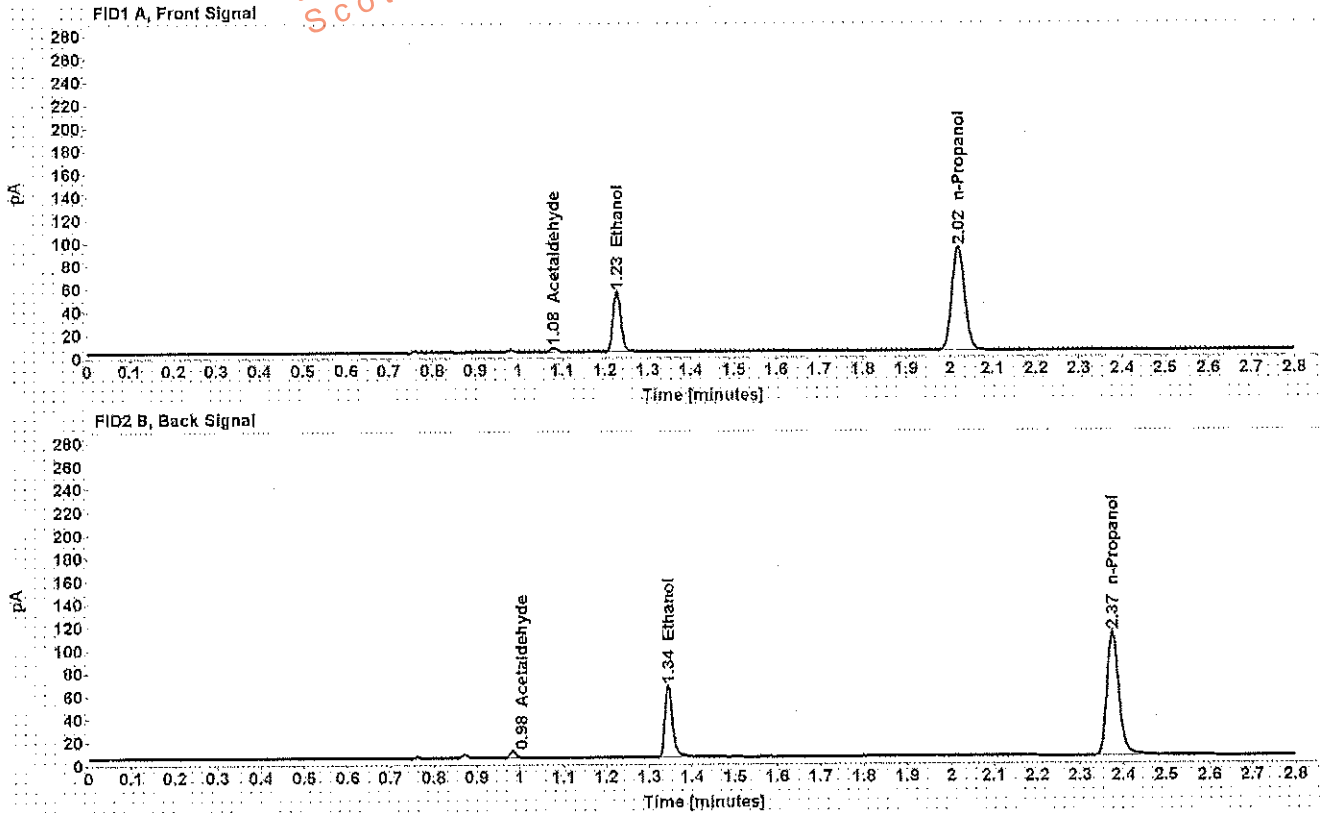


Table 1: FID 1 A (column DB-ALC1)

Compound	Amount (g/100mL)	Time (min)	Peak Area
Acetaldehyde	-----	1.081	4.130
>Ethanol	0.1026	1.228	67.337
n-Propanol	-----	2.020	184.501

Table 2: FID 2 B (column DB-ALC2)

Compound	Time (min)	Peak Area
Acetaldehyde	0.984	5.092
Ethanol	1.344	77.114
n-Propanol	2.375	208.812

## Scottsdale Police Department Crime Lab Volatiles Analysis

Sample: [REDACTED]	Item number: 1156225
Injection date: 11/14/2017 11:50:43 AM	Vial: 12
Method: ethanol quant.M	Sequence: 14Nov17
Instrument: US14173023 CN14160045	Analyst: Adrian
Data file: C:\Chem32\1\Data\14Nov17\12.D	

Dissemination is restricted to Criminal Justice Agencies and authorized Non-C.J. Agencies ONLY. Secondary dissemination to unauthorized agencies is PROHIBITED.  
Scottsdale City Prosecutor

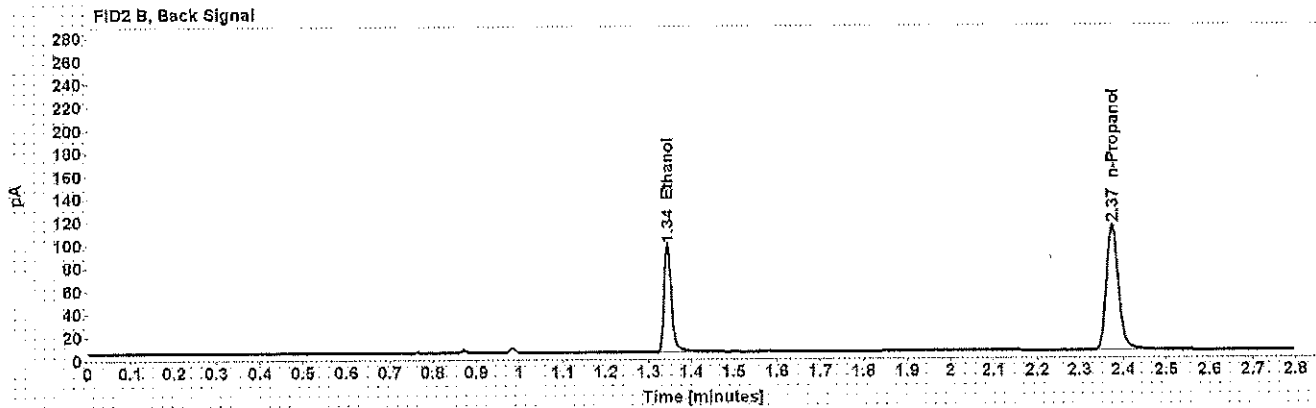
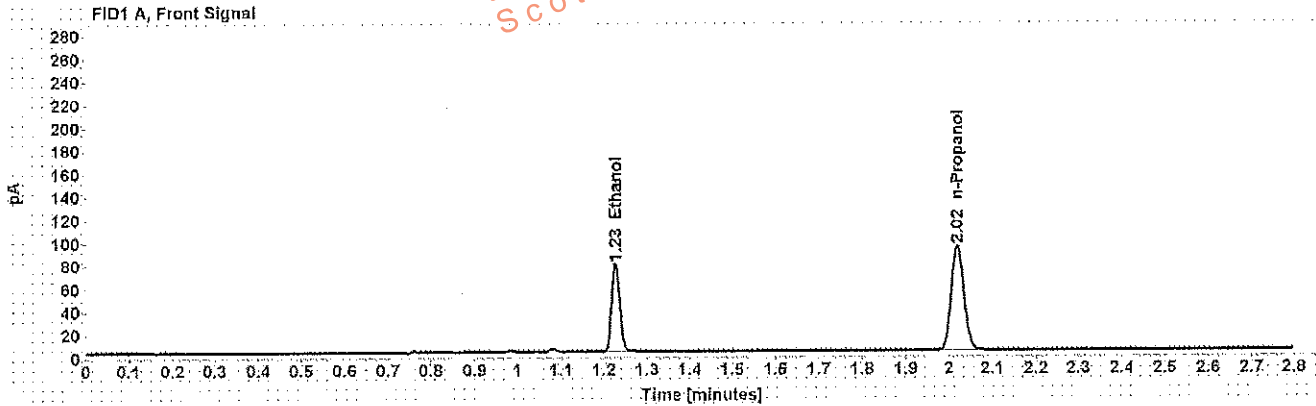


Table 1: FID 1 A (column DB-ALC1)

Compound	Amount (g/100mL)	Time (min)	Peak Area
>Ethanol	0.1476	1.227	98.449
n-Propanol	-----	2.020	186.754

Table 2: FID 2 B (column DB-ALC2)

Compound	Time (min)	Peak Area
Ethanol	1.343	113.462
n-Propanol	2.375	211.244

## Scottsdale Police Department Crime Lab Volatiles Analysis

Sample: [REDACTED]	Item number: 1156225
Injection date: 11/14/2017 11:54:58 AM	Vial: 13
Method: ethanol quant.M	Sequence: 14Nov17
Instrument: US14173023 CN14160045	Analyst: Adrian
Data file: C:\Chem3211\Data\14Nov17\13.D	

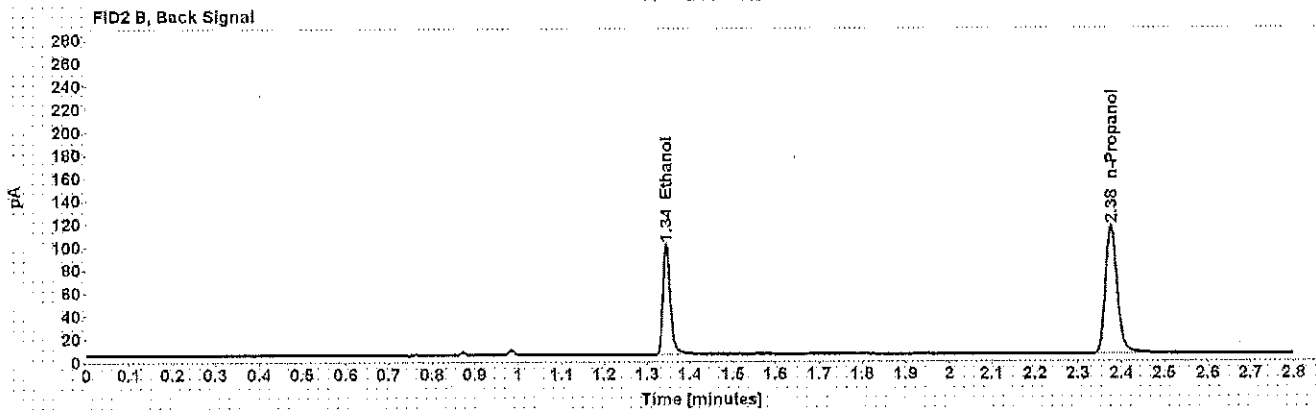
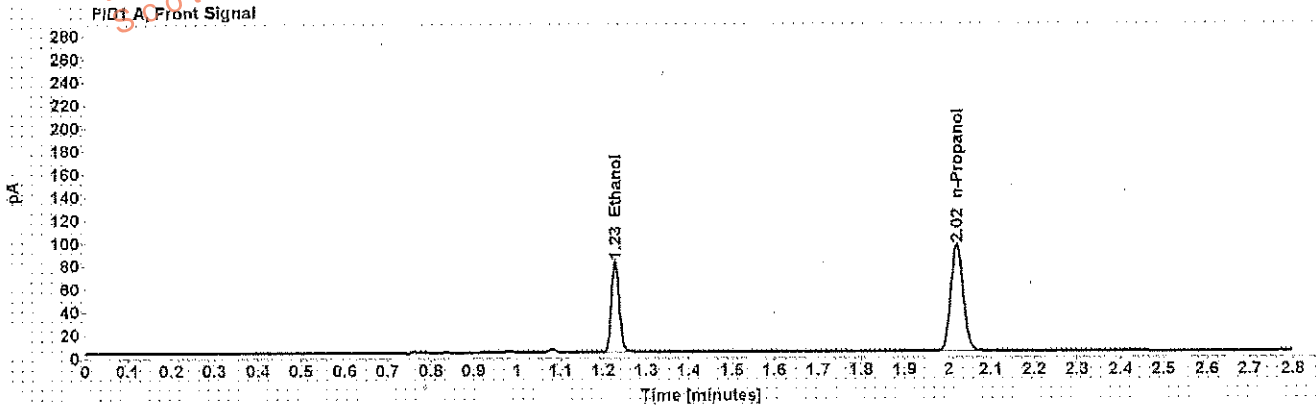


Table 1: FID 1 A (column DB-ALC1)

Compound	Amount (g/100mL)	Time (min)	Peak Area
>Ethanol	0.1493	1.228	101.416
n-Propanol	-----	2.021	190.229

Table 2: FID 2 B (column DB-ALC2)

Compound	Time (min)	Peak Area
Ethanol	1.345	117.188
n-Propanol	2.376	215.469

## Scottsdale Police Department Crime Lab Volatiles Analysis

Sample: [REDACTED]	Item number: 1175956
Injection date: 11/14/2017 11:58:58 AM	Vial: 14
Method: ethanol quant.M	Sequence: 14Nov17
Instrument: US14173023 CN14160045	Analyst: Adrian
Data file: C:\Chem32\1>Data\14Nov17\14.D	

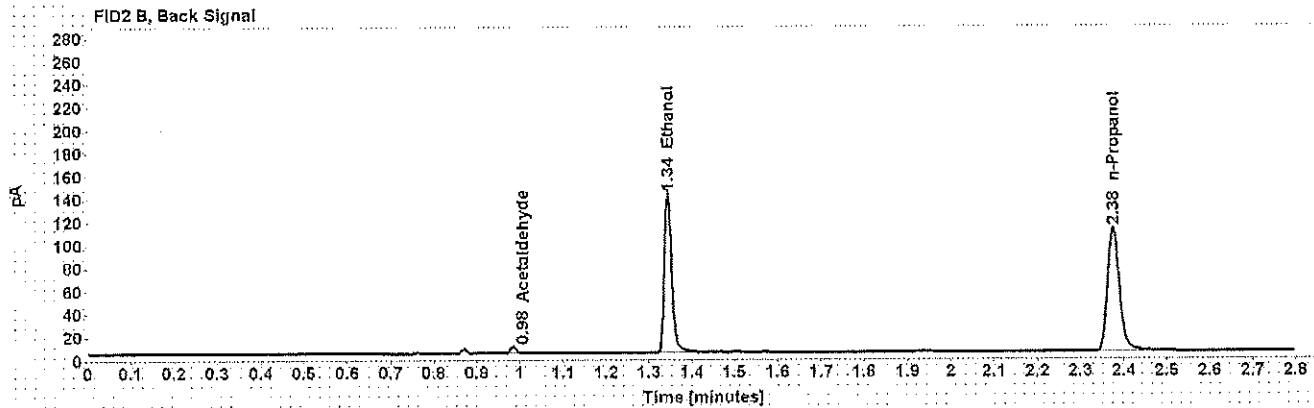
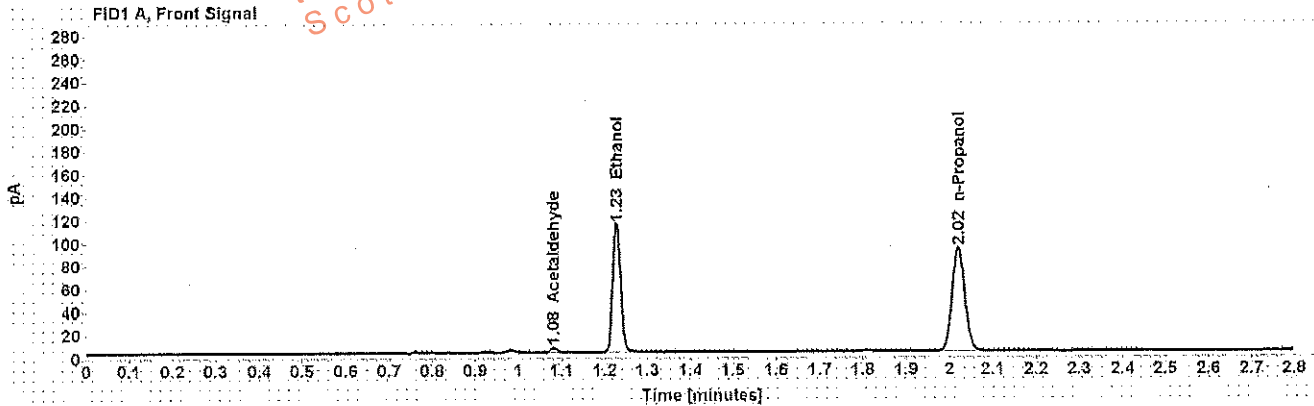


Table 1: FID 1 A (column DB-ALC1)

Compound	Amount (g/100mL)	Time (min)	Peak Area
Acetaldehyde	-----	1.081	4.239
>Ethanol	0.2187	1.227	144.178
n-Propanol	-----	2.020	184.089

Table 2: FID 2 B (column DB-ALC2)

Compound	Time (min)	Peak Area
Acetaldehyde	0.984	5.212
Ethanol	1.344	167.437
n-Propanol	2.375	208.593



## Scottsdale Police Department Crime Lab Volatiles Analysis

Sample: [REDACTED]	Item number: 1175956
Injection date: 11/14/2017 12:02:58 PM	Vial: 15
Method: ethanol quant.M	Sequence: 14Nov17
Instrument: US14173023 CN14160045	Analyst: Adrian
Data file: C:\Chem32\1\Data\14Nov17\15.D	

Dissemination is restricted to Criminal Justice Agencies and authorized Non-C.J. Agencies ONLY. Secondary dissemination to unauthorized agencies is PROHIBITED.  
Scottsdale City Prosecutor

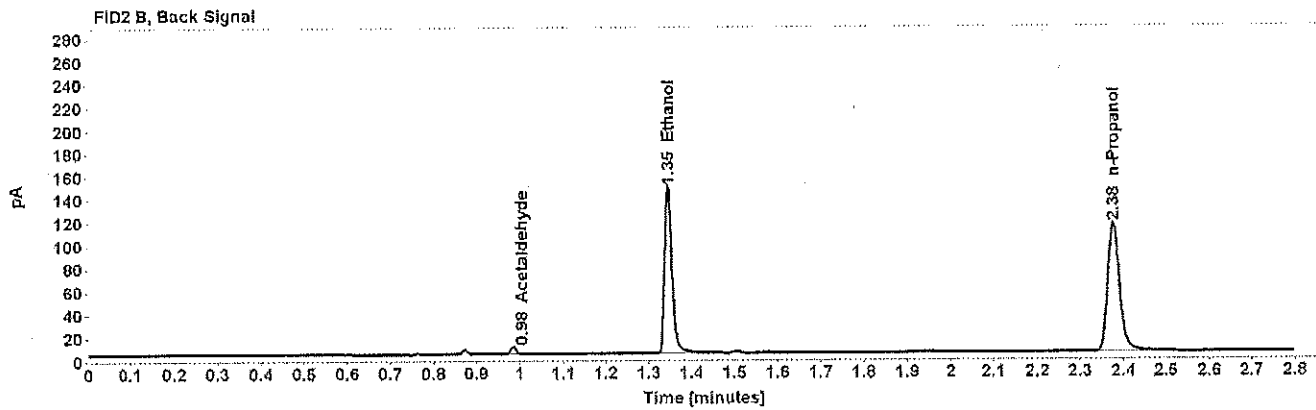
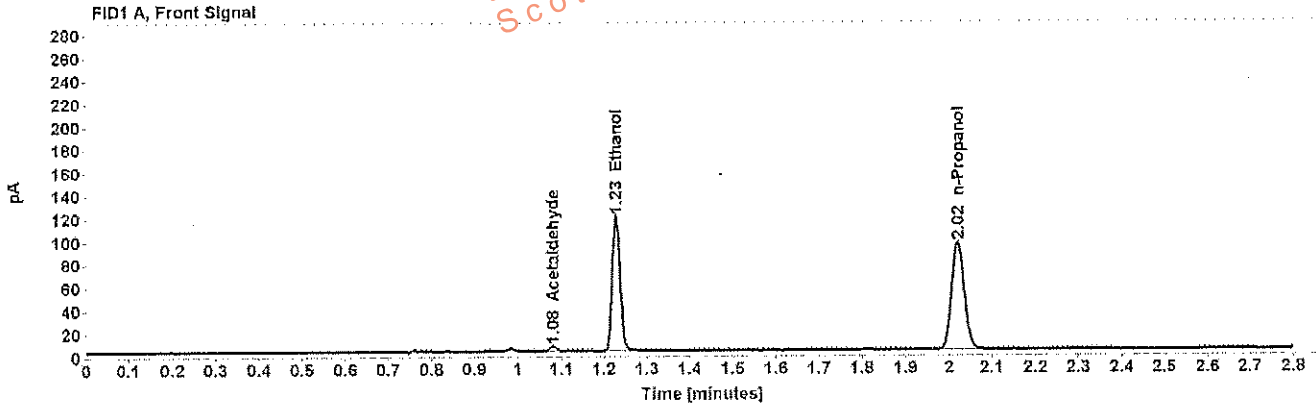


Table 1: FID 1 A (column DB-ALC1)

Compound	Amount (g/100mL)	Time (min)	Peak Area
Acetaldehyde	-----	1.081	4.384
>Ethanol	0.2205	1.228	150.468
n-Propanol	-----	2.021	190.551

Table 2: FID 2 B (column DB-ALC2)

Compound	Time (min)	Peak Area
Acetaldehyde	0.985	5.378
Ethanol	1.345	174.376
n-Propanol	2.377	215.845

## Scottsdale Police Department Crime Lab Volatiles Analysis

<b>Sample:</b> [REDACTED]	<b>Item number:</b> 1179350
<b>Injection date:</b> 11/14/2017 12:06:57 PM	<b>Vial:</b> 16
<b>Method:</b> ethanol quant.M	<b>Sequence:</b> 14Nov17
<b>Instrument:</b> US14173023 CN14160049	<b>Analyst:</b> Adrian
<b>Data file:</b> C:\Chem3211\Data\14Nov17\16.D	

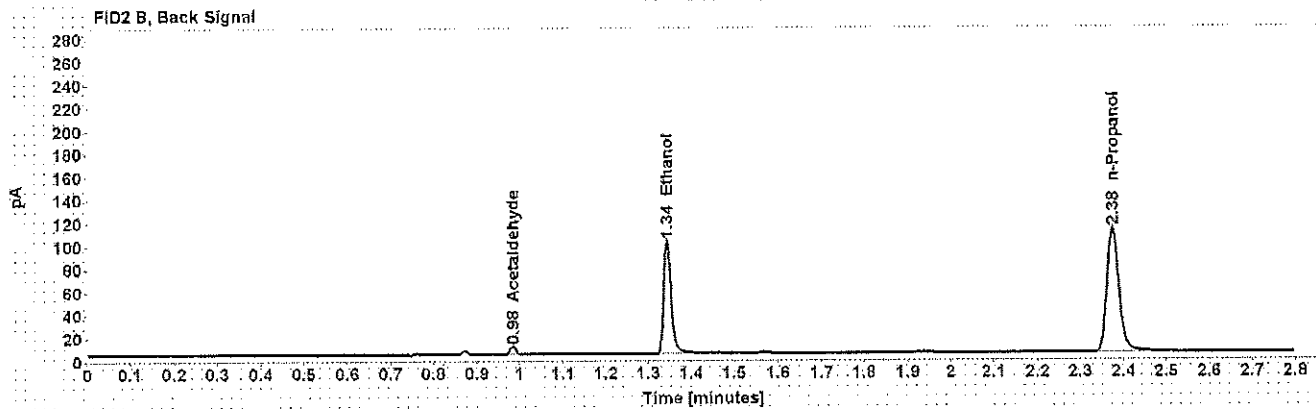
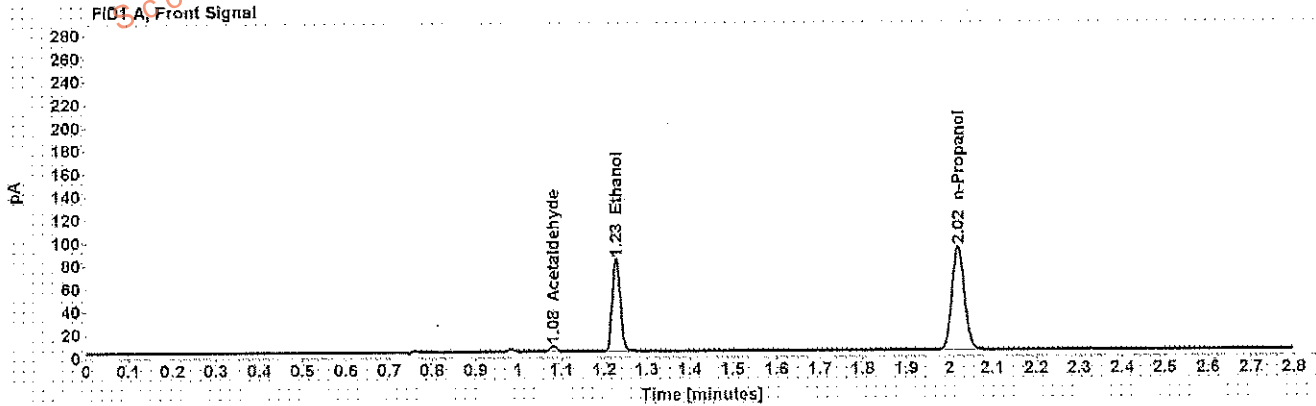


Table 1: FID 1 A (column DB-ALC1)

Compound	Amount (g/100mL)	Time (min)	Peak Area
Acetaldehyde	-----	1.081	5.081
>Ethanol	0.1574	1.227	103.564
n-Propanol	-----	2.020	184.128

Table 2: FID 2 B (column DB-ALC2)

Compound	Time (min)	Peak Area
Acetaldehyde	0.984	6.229
Ethanol	1.344	121.237
n-Propanol	2.375	209.025

## Scottsdale Police Department Crime Lab Volatiles Analysis

Sample:	[REDACTED]	Item number:	1179350
Injection date:	11/14/2017 12:10:58 PM	Vial:	17
Method:	ethanol quant.M	Sequence:	14Nov17
Instrument:	US14173023 CN14160045	Analyst:	Adrian
Data file:	C:\Chem32\11Data\14Nov17\17.D		

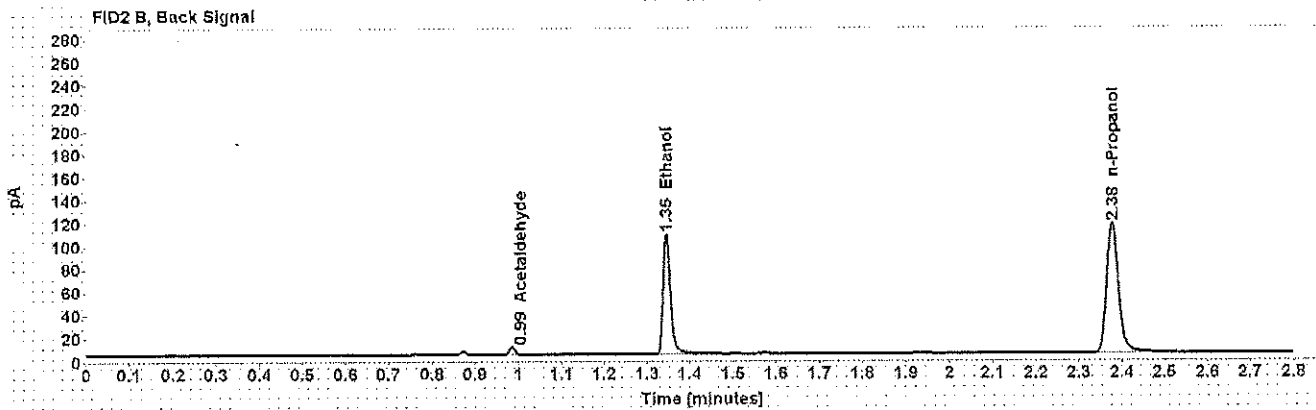
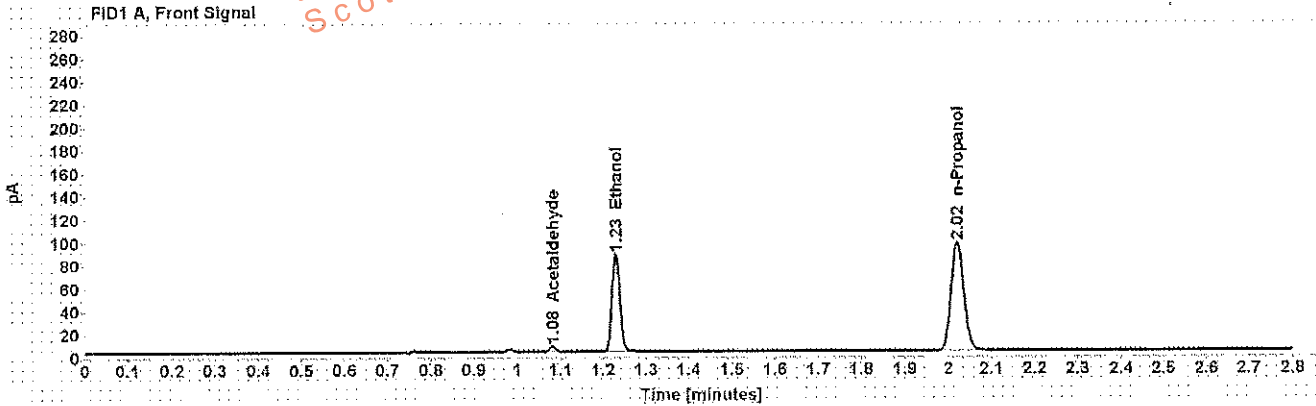


Table 1: FID 1 A (column DB-ALC1)

Compound	Amount (g/100mL)	Time (min)	Peak Area
Acetaldehyde	-----	1.082	4.964
>Ethanol	0.1598	1.229	110.199
n-Propanol	-----	2.022	192.928

Table 2: FID 2 B (column DB-ALC2)

Compound	Time (min)	Peak Area
Acetaldehyde	0.985	6.080
Ethanol	1.346	129.106
n-Propanol	2.377	219.324

Case: [REDACTED] User: wadrian 11/15/2017

# Scottsdale Police Department Crime Lab Volatiles Analysis

Sample: [REDACTED] Item number: 1177134  
Injection date: 11/14/2017 12:14:58 PM Vial: 18  
Method: ethanol quant.M Sequence: 14Nov17  
Instrument: US14173023 CN14160045 Analyst: Adrian  
Data file: C:\Chem32\11Data\14Nov17\118.D

Dissemination is restricted to Criminal Justice Agencies and authorized Non-C.J. Agencies ONLY. Secondary dissemination to unauthorized agencies is PROHIBITED.  
Scottsdale City Prosecutor

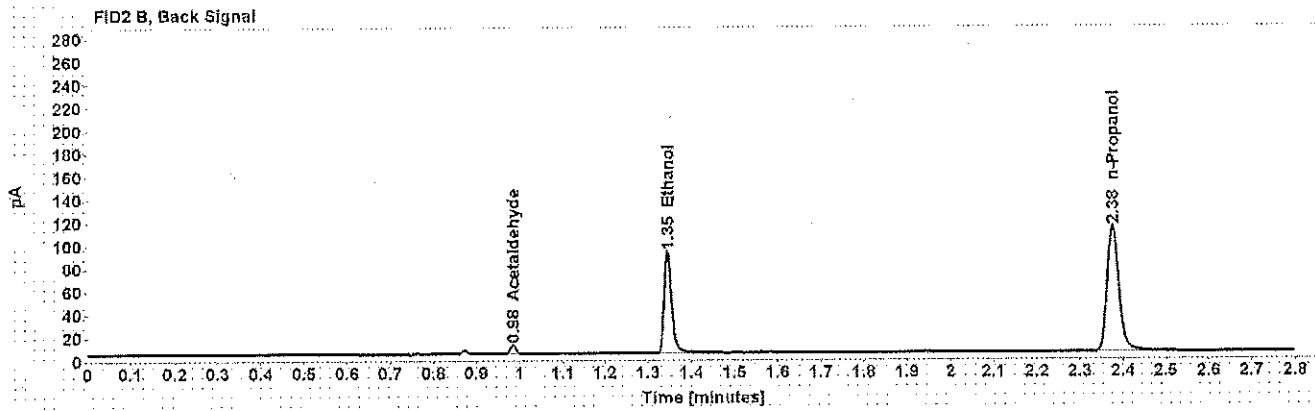
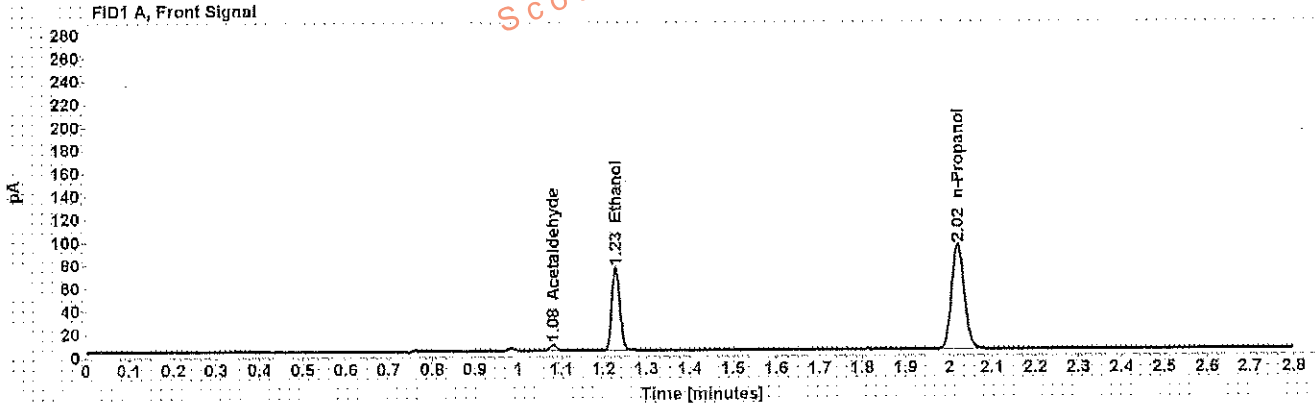


Table 1: FID 1 A (column DB-ALC1)

Compound	Amount (g/100mL)	Time (min)	Peak Area
Acetaldehyde	-----	1.081	5.493
>Ethanol	0.1401	1.228	92.965
n-Propanol	-----	2.021	185.873

Table 2: FID 2 B (column DB-ALC2)

Compound	Time (min)	Peak Area
Acetaldehyde	0.984	6.728
Ethanol	1.345	108.822
n-Propanol	2.376	211.156

## Scottsdale Police Department Crime Lab Volatiles Analysis

Sample: [REDACTED]	Item number: 1177134
Injection date: 11/14/2017 12:19:13 PM	Vial: 19
Method: ethanol quant M	Sequence: 14Nov17
Instrument: US14173023 CN14160049	Analyst: Adrian
Data file: C:\Chem32\1\Data\14Nov17\19.D	

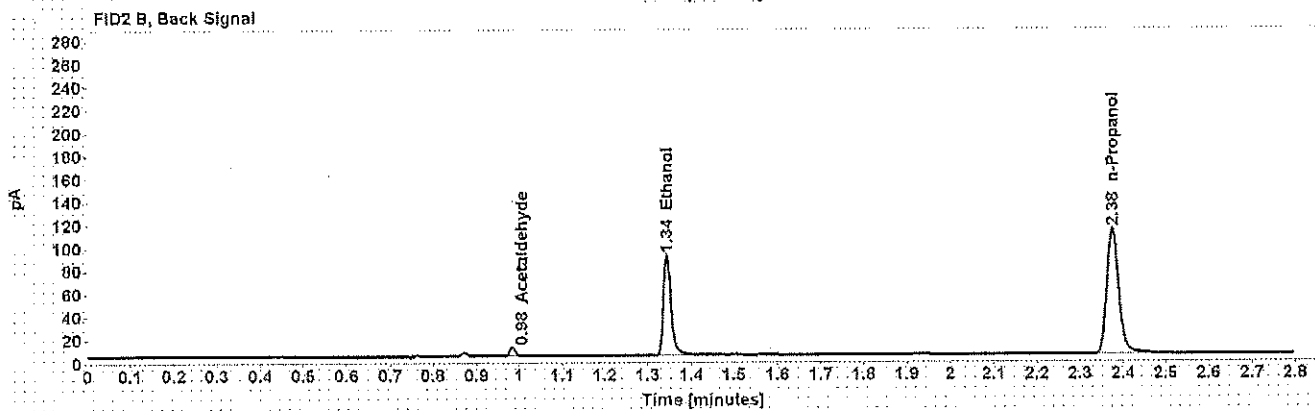
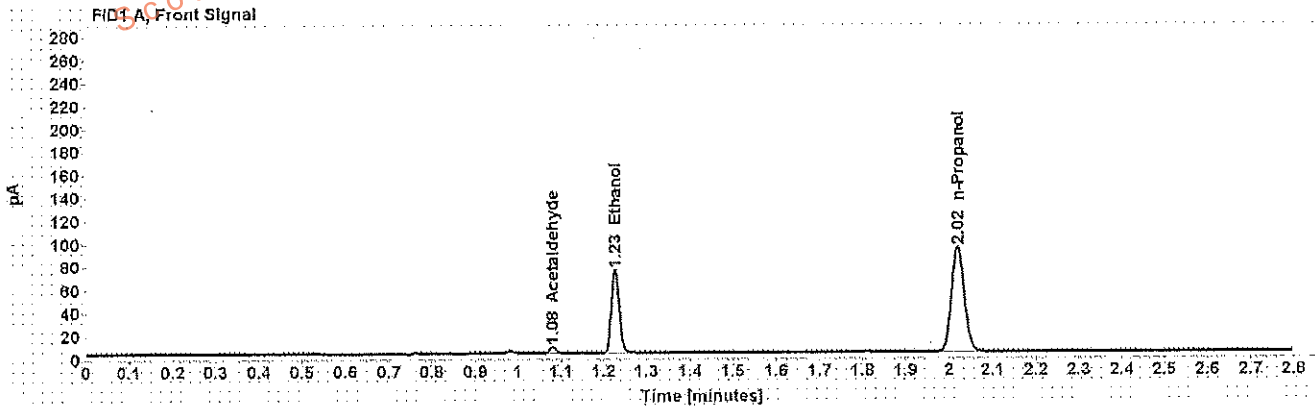


Table 1: FID 1 A (column DB-ALC1)

Compound	Amount (g/100mL)	Time (min)	Peak Area
Acetaldehyde	-----	1.081	5.817
>Ethanol	0.1401	1.228	93.005
n-Propanol	-----	2.020	185.927

Table 2: FID 2 B (column DB-ALC2)

Compound	Time (min)	Peak Area
Acetaldehyde	0.984	6.916
Ethanol	1.344	108.479
n-Propanol	2.375	211.827

## Scottsdale Police Department Crime Lab Volatiles Analysis

Sample:	[REDACTED]	Item number:	1177147
Injection date:	11/14/2017 12:27:13 PM	Vial:	21
Method:	ethanol quant.M	Sequence:	14Nov17
Instrument:	US14173023 CN14160045	Analyst:	Adrian
Data file:	C:\Chem321\14Nov17\121.D		

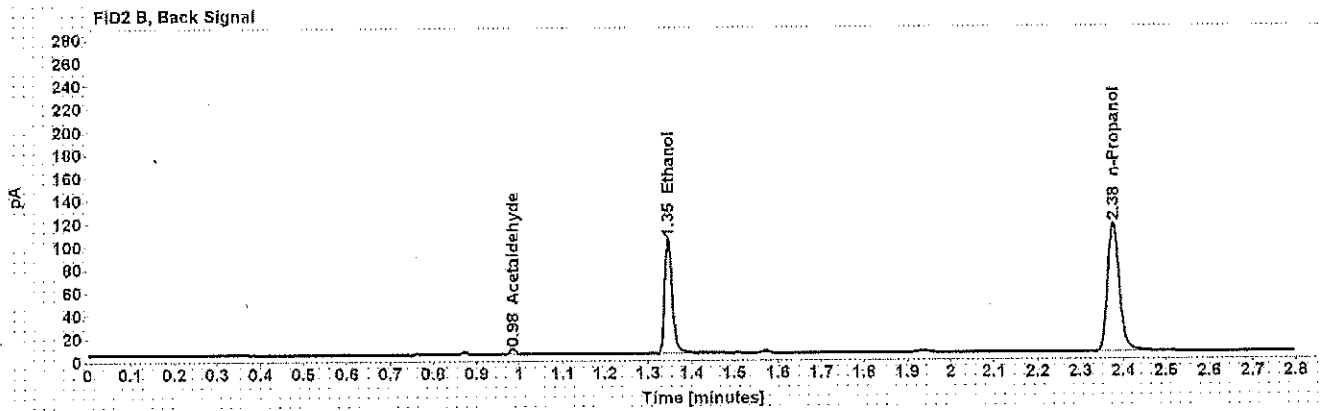
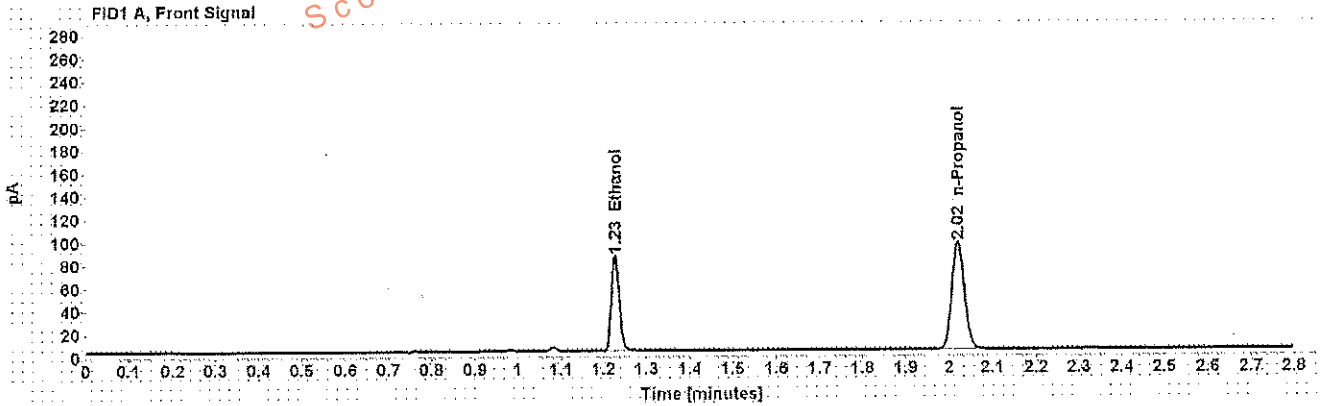


Table 1: FID 1 A (column DB-ALC1)

Compound	Amount (g/100mL)	Time (min)	Peak Area
>Ethanol	0.1552	1.228	105.571
n-Propanol	-----	2.021	190.324

Table 2: FID 2 B (column DB-ALC2)

Compound	Time (min)	Peak Area
Acetaldehyde	0.984	4.267
Ethanol	1.345	123.635
n-Propanol	2.376	216.851

## Scottsdale Police Department Crime Lab Volatiles Analysis

Sample: [REDACTED]	Item number: 1177147
Injection date: 11/14/2017 12:31:13 PM	Vial: 22
Method: ethanol quant.M	Sequence: 14Nov17
Instrument: US14173023 CN14160045	Analyst: Adrian
Data file: C:\Chem32\1\Data\14Nov17\22.D	

Dissemination is restricted to Criminal Justice Agencies and authorized Non-C.J. Agencies ONLY. Secondary dissemination to unauthorized agencies is PROHIBITED.  
Scottsdale City Prosecutor

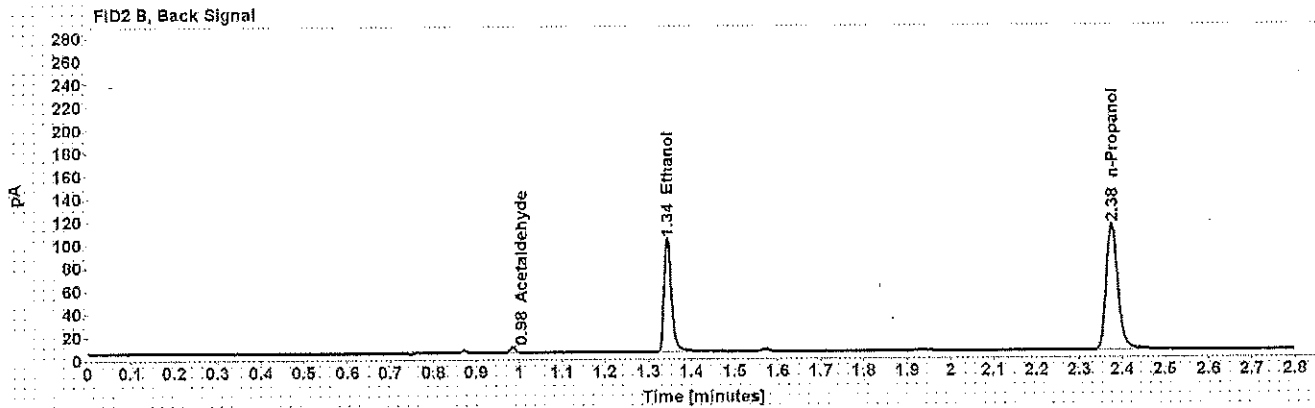
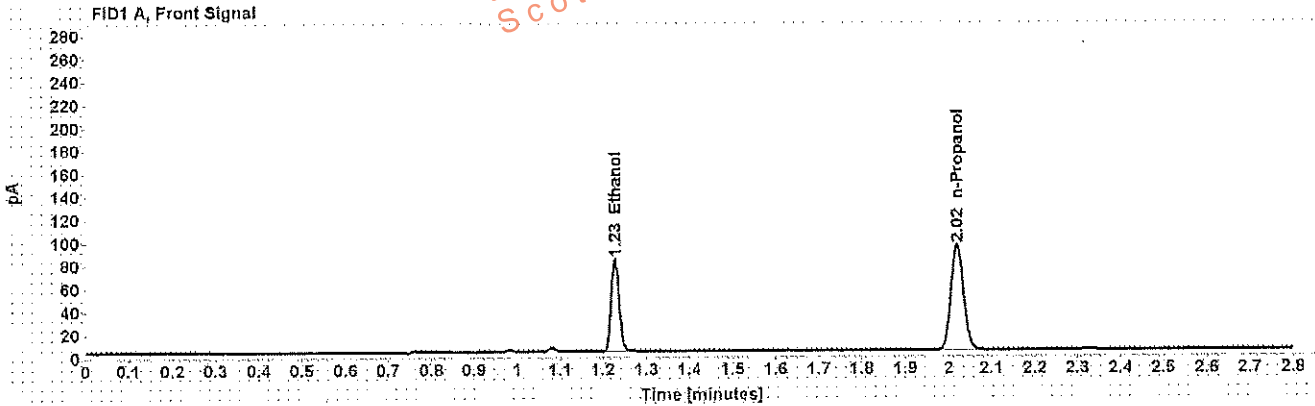


Table 1: FID 1 A (column DB-ALC1)

Compound	Amount (g/100mL)	Time (min)	Peak Area
>Ethanol	0.1554	1.228	103.602
n-Propanol	-----	2.020	186.545

Table 2: FID 2 B (column DB-ALC2)

Compound	Time (min)	Peak Area
Acetaldehyde	0.984	4.322
Ethanol	1.344	121.493
n-Propanol	2.376	212.620



Case: [REDACTED] User: wadrian 11/15/2017

## Scottsdale Police Department Crime Lab Volatiles Analysis

Sample: [REDACTED]	Item number: 1177213
Injection date: 11/14/2017 12:35:12 PM	Vial: 23
Method: ethanol quant.M	Sequence: 14Nov17
Instrument: US14173023 CN14160049	Analyst: Adrian
Data file: C:\Chem32\11Data\14Nov17\23.D	

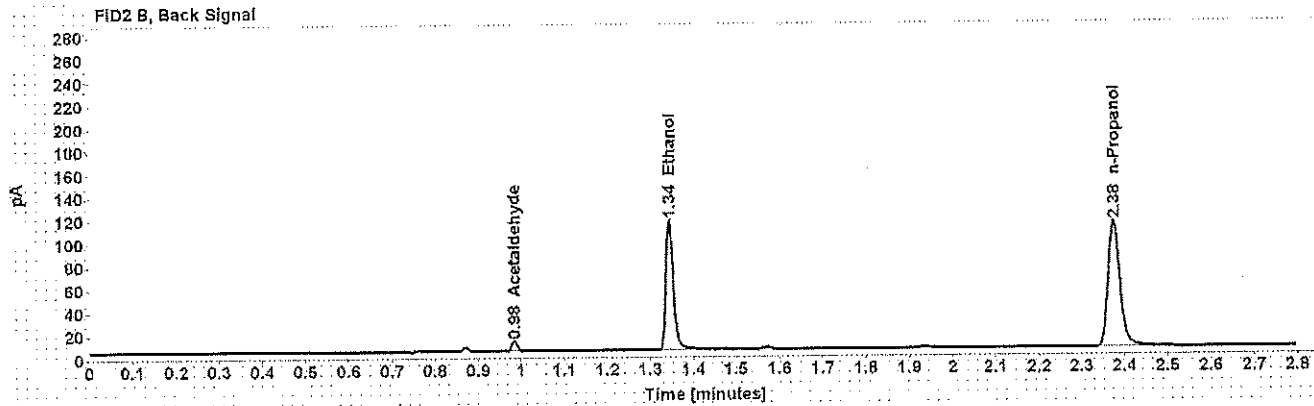
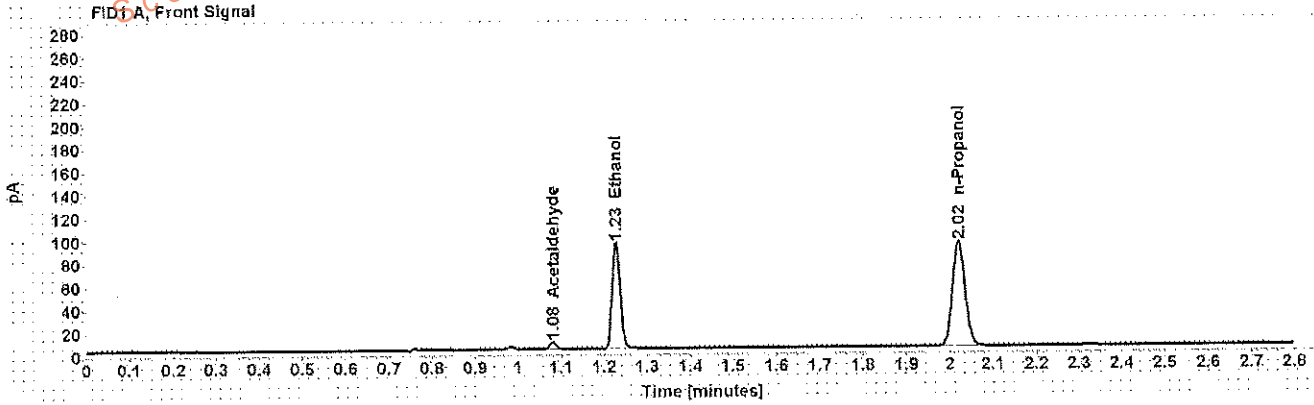


Table 1: FID 1 A (column DB-ALC1)

Compound	Amount (g/100mL)	Time (min)	Peak Area
Acetaldehyde	-----	1.081	6.441
>Ethanol	0.1771	1.228	118.670
n-Propanol	-----	2.021	187.297

Table 2: FID 2 B (column DB-ALC2)

Compound	Time (min)	Peak Area
Acetaldehyde	0.984	7.864
Ethanol	1.344	139.027
n-Propanol	2.376	211.731

## Scottsdale Police Department Crime Lab Volatiles Analysis

Sample:	[REDACTED]	Item number:	1177213
Injection date:	11/14/2017 12:39:13 PM	Vial:	24
Method:	ethanol quant.M	Sequence:	14Nov17
Instrument:	US14173023 CN14160045	Analyst:	Adrian
Data file:	C:\Chem32\1\Data\14Nov17\24.D		

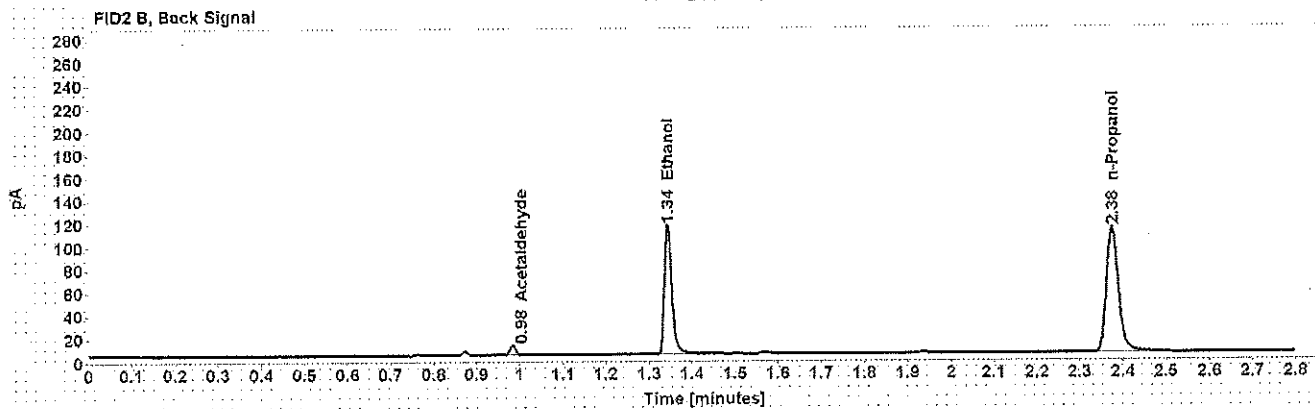
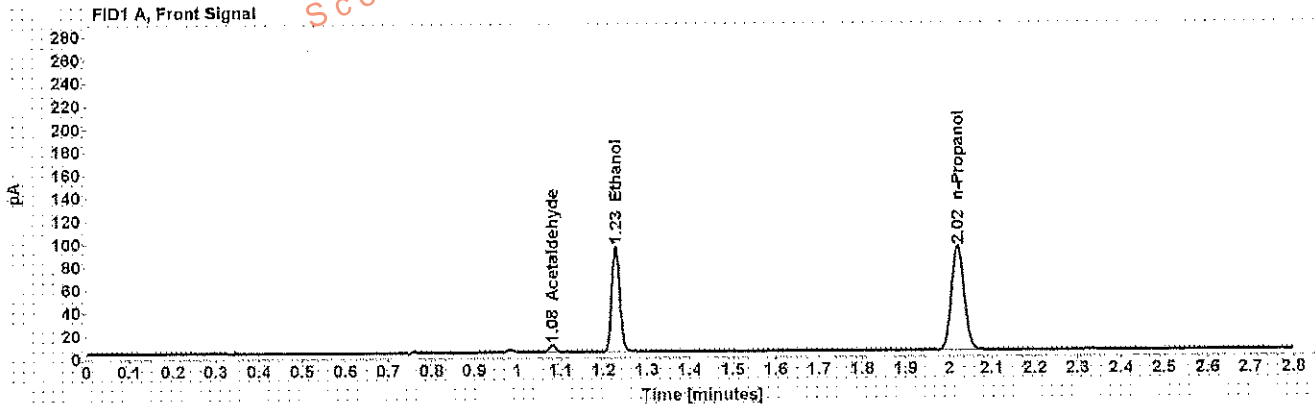


Table 1: FID 1 A (column DB-ALC1)

Compound	Amount (g/100mL)	Time (min)	Peak Area
Acetaldehyde	-----	1.081	6.255
>Ethanol	0.1783	1.228	118.202
n-Propanol	-----	2.020	185.360

Table 2: FID 2 B (column DB-ALC2)

Compound	Time (min)	Peak Area
Acetaldehyde	0.984	7.631
Ethanol	1.344	138.490
n-Propanol	2.376	210.958

## Scottsdale Police Department Crime Lab Volatiles Analysis

<b>Sample:</b>	[REDACTED]	<b>Item number:</b>	1176375
<b>Injection date:</b>	11/14/2017 12:43:28 PM	<b>Vial:</b>	25
<b>Method:</b>	ethanol quant.M	<b>Sequence:</b>	14Nov17
<b>Instrument:</b>	US14173023 CN14160045	<b>Analyst:</b>	Adrian
<b>Data file:</b>	C:\Chem32\1\Data\14Nov17\25.D		

Dissemination is restricted to Criminal Justice Agencies and authorized Non-C.J. Agencies ONLY. Secondary dissemination to unauthorized agencies is PROHIBITED.  
Scottsdale City Prosecutor

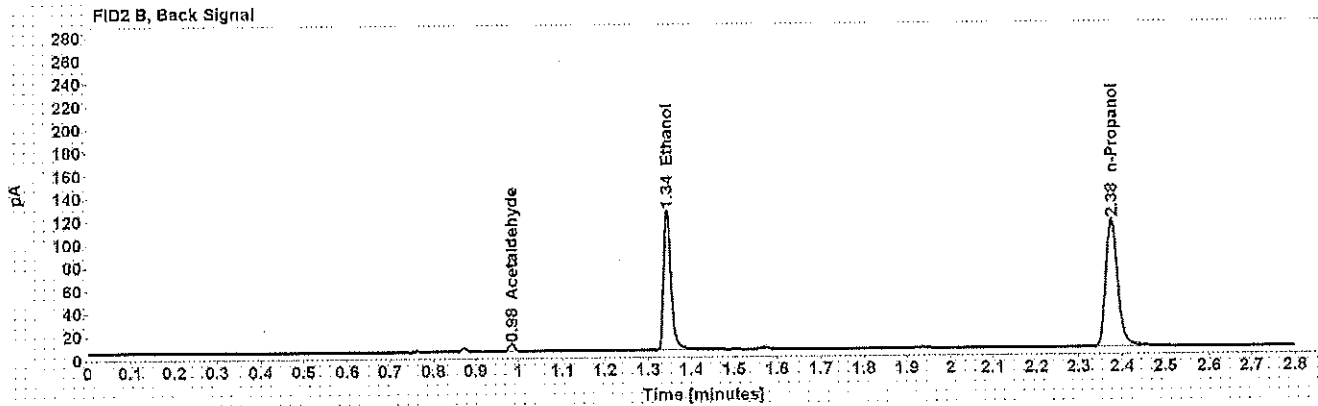
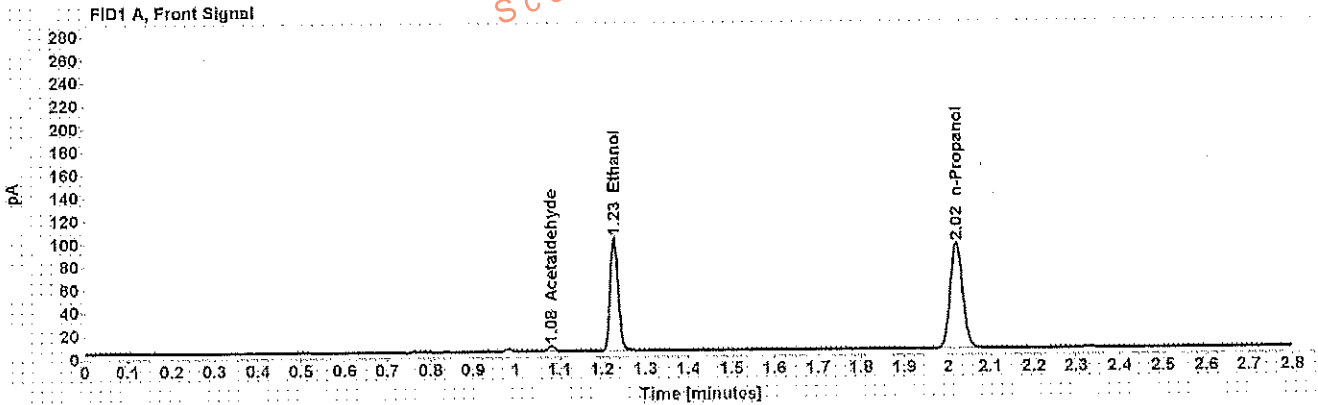


Table 1: FID 1 A (column DB-ALC1)

Compound	Amount (g/100mL)	Time (min)	Peak Area
Acetaldehyde	-----	1.081	4.770
>Ethanol	0.1886	1.228	127.278
n-Propanol	-----	2.021	188.639

Table 2: FID 2 B (column DB-ALC2)

Compound	Time (min)	Peak Area
Acetaldehyde	0.984	5.852
Ethanol	1.344	148.949
n-Propanol	2.376	215.043

Case: [redacted] User: wadrian 11/15/2017

# Scottsdale Police Department Crime Lab Volatiles Analysis

Sample: [redacted] Item number: 1176375  
Injection date: 11/14/2017 12:47:28 PM Vial: 26  
Method: ethanol quant.M Sequence: 14Nov17  
Instrument: US14173023.CN14160045 Analyst: Adrian  
Data file: C:\Chem3211\Data\14Nov17\26.D

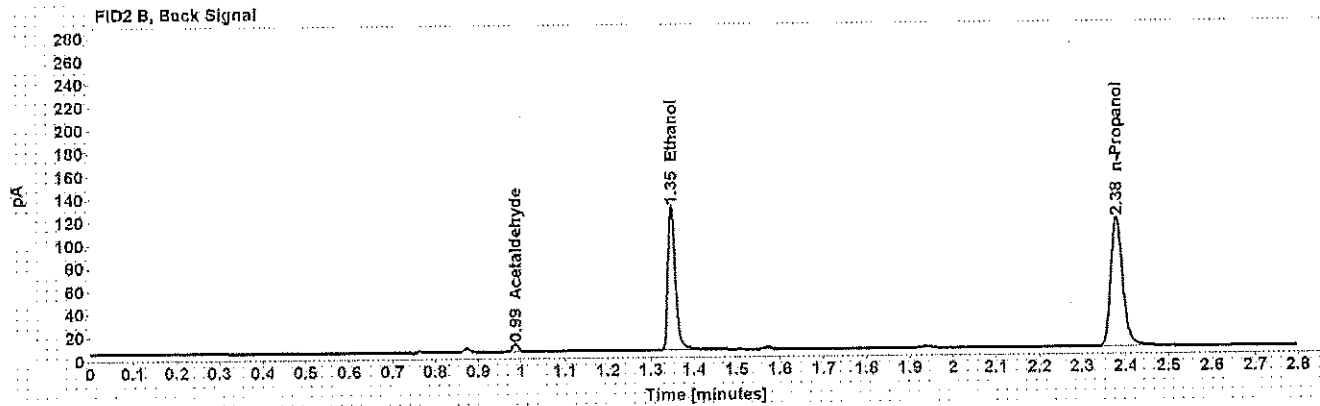
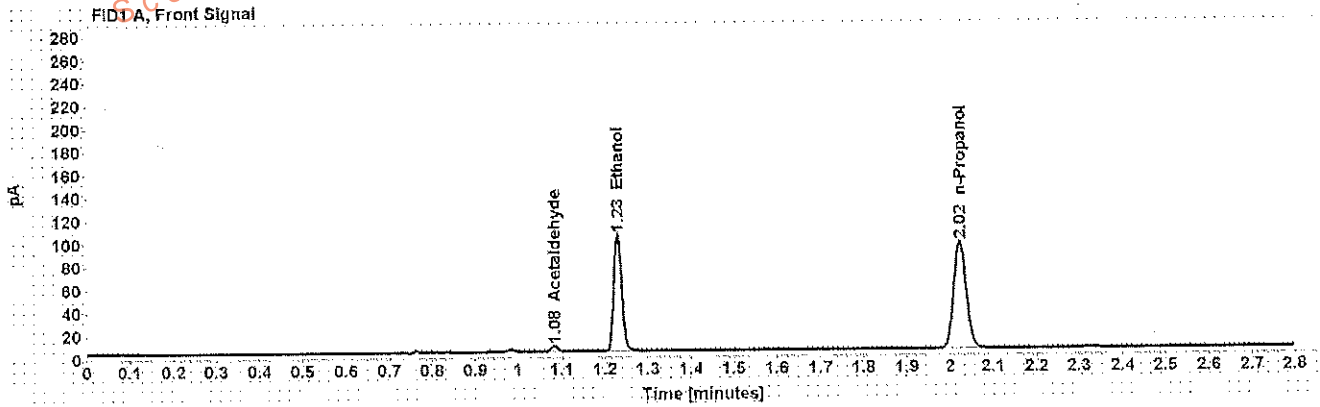


Table 1: FID 1 A (column DB-ALC1)

Compound	Amount (g/100mL)	Time (min)	Peak Area
Acetaldehyde	-----	1.083	4.936
>Ethanol	0.1923	1.230	131.102
n-Propanol	-----	2.023	190.492

Table 2: FID 2 B (column DB-ALC2)

Compound	Time (min)	Peak Area
Acetaldehyde	0.986	6.072
Ethanol	1.348	153.973
n-Propanol	2.379	217.345

Case: [REDACTED] User: wadrian 11/15/2017

# Scottsdale Police Department Crime Lab Volatiles Analysis

Sample:	[REDACTED]	Item number:	1177132
Injection date:	11/14/2017 12:51:28 PM	Vial:	27
Method:	ethanol quant M	Sequence:	14Nov17
Instrument:	US14173023.CN14160045	Analyst:	Adrian
Data file:	C:\Chem3211\Data\14Nov17\27.D		

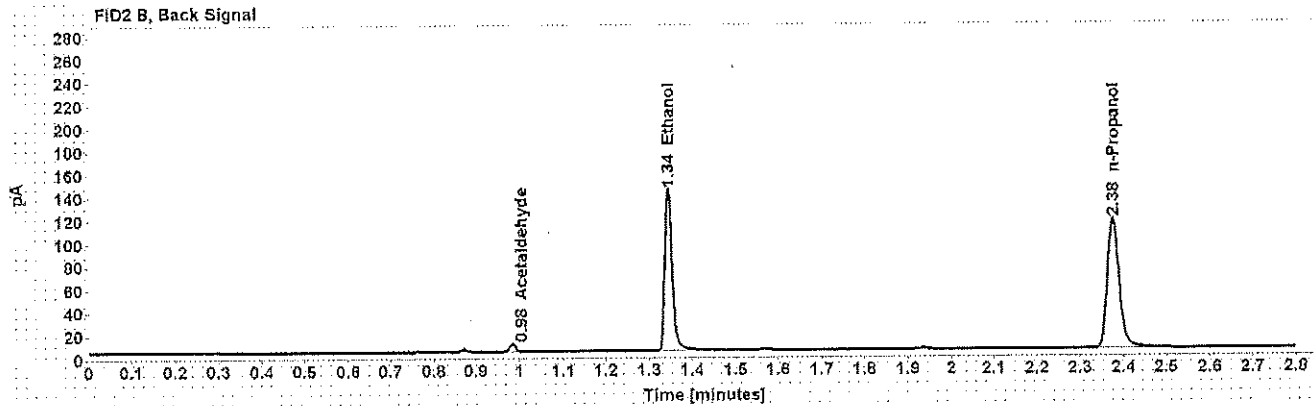
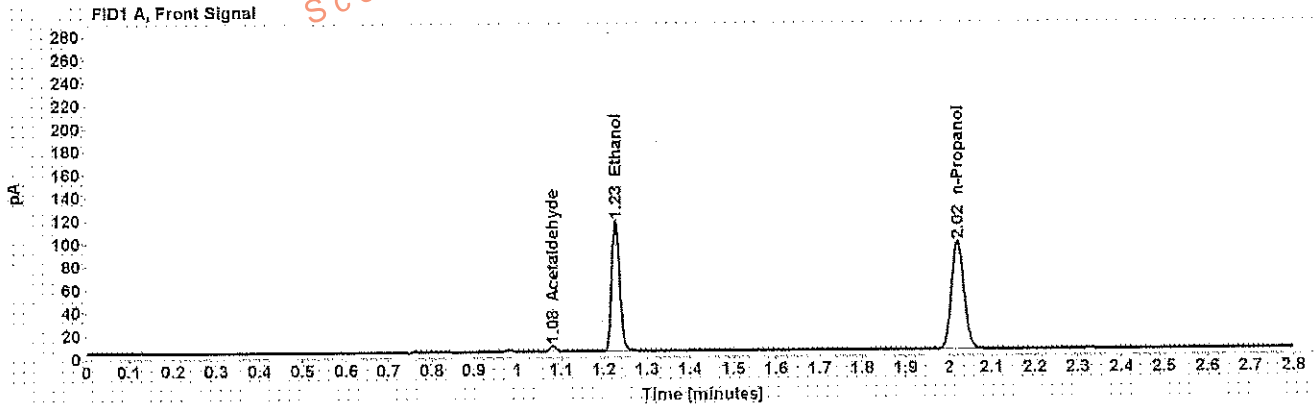


Table 1: FID 1 A (column DB-ALC1)

Compound	Amount (g/100mL)	Time (min)	Peak Area
Acetaldehyde	-----	1.081	5.020
>Ethanol	0.2125	1.228	145.642
n-Propanol	-----	2.021	191.411

Table 2: FID 2 B (column DB-ALC2)

Compound	Time (min)	Peak Area
Acetaldehyde	0.984	6.151
Ethanol	1.344	171.360
n-Propanol	2.376	218.361

## Scottsdale Police Department Crime Lab Volatiles Analysis

Sample:	[REDACTED]	Item number:	1177132
Injection date:	11/14/2017 12:55:27 PM	Vial:	28
Method:	ethanol quant.M	Sequence:	14Nov17
Instrument:	US14173023 CN14160045	Analyst:	Adrian
Data file:	C:\Chem32\11Data\14Nov17\28.D		

Dissemination is restricted to Criminal Justice Agencies and authorized Non-C.J. Agencies ONLY. Secondary dissemination to unauthorized agencies is PROHIBITED.  
Scottsdale City Prosecutor's Office

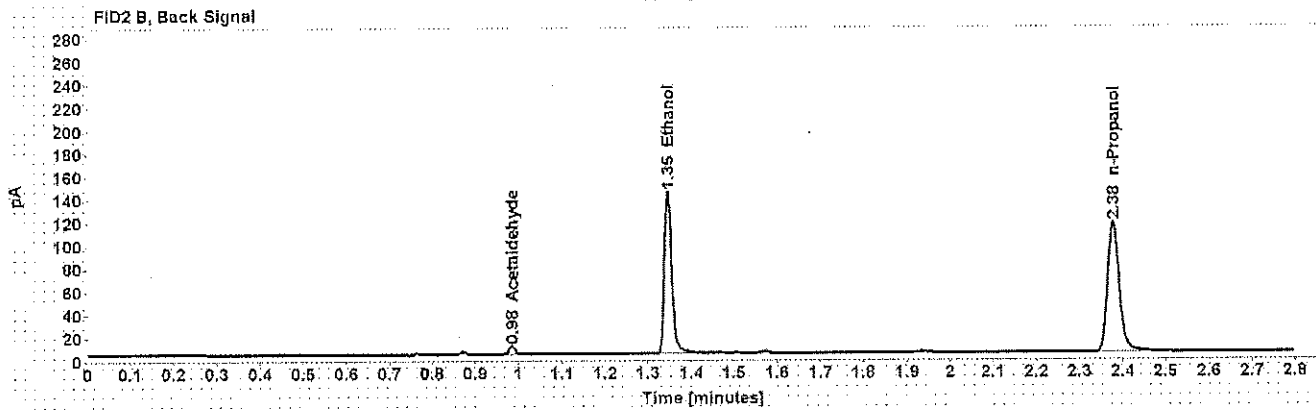
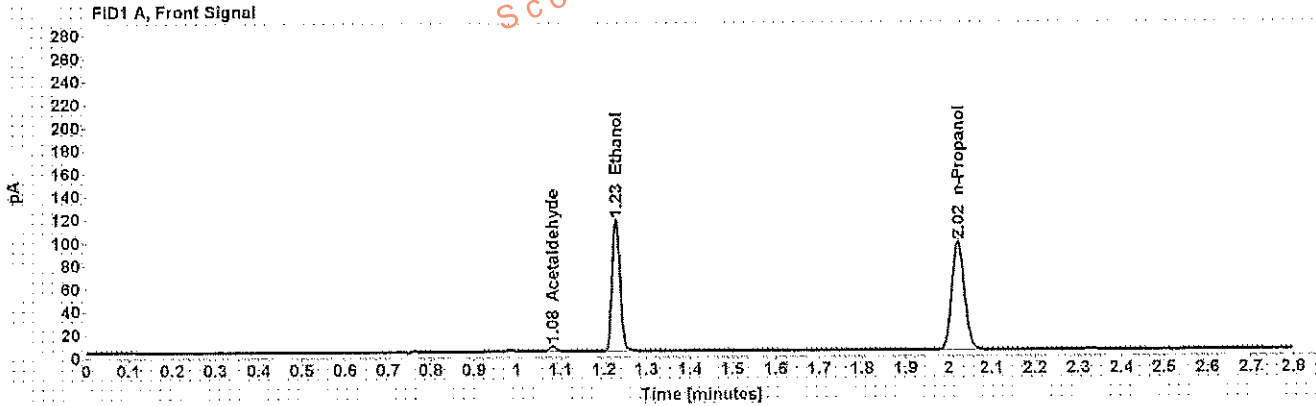


Table 1: FID 1 A (column DB-ALC1)

Compound	Amount (g/100mL)	Time (min)	Peak Area
Acetaldehyde	-----	1.082	5.093
>Ethanol	0.2140	1.229	147.231
n-Propanol	-----	2.022	192.067

Table 2: FID 2 B (column DB-ALC2)

Compound	Time (min)	Peak Area
Acetaldehyde	0.985	6.202
Ethanol	1.346	172.758
n-Propanol	2.377	218.818

## Scottsdale Police Department Crime Lab Volatiles Analysis

<b>Sample:</b> [REDACTED]	<b>Item number:</b> 1178436
<b>Injection date:</b> 11/14/2017 12:59:28 PM	<b>Vial:</b> 29
<b>Method:</b> ethanol quant.M	<b>Sequence:</b> 14Nov17
<b>Instrument:</b> US14173023 CN14160045	<b>Analyst:</b> Adrian
<b>Data file:</b> C:\Chem3211\Data\14Nov17\29.D	

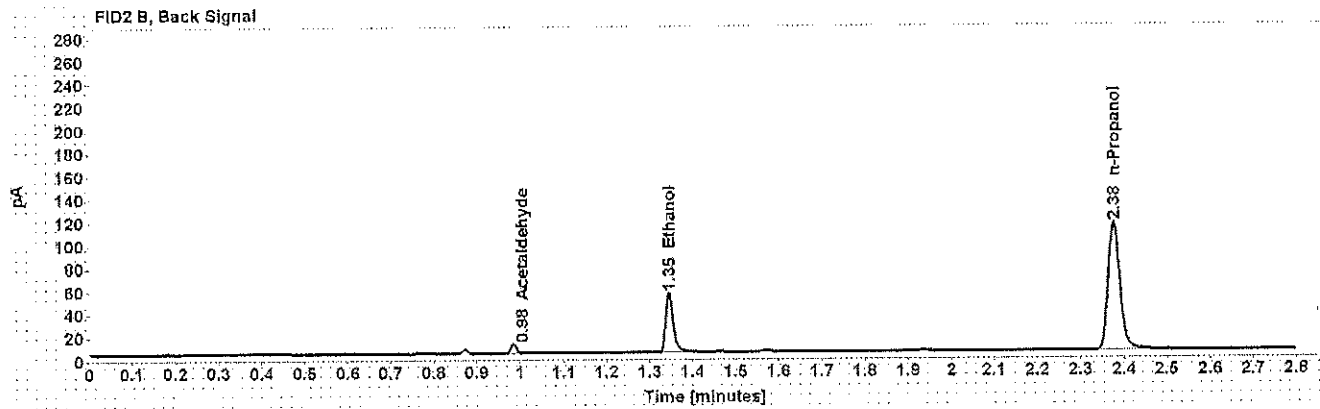
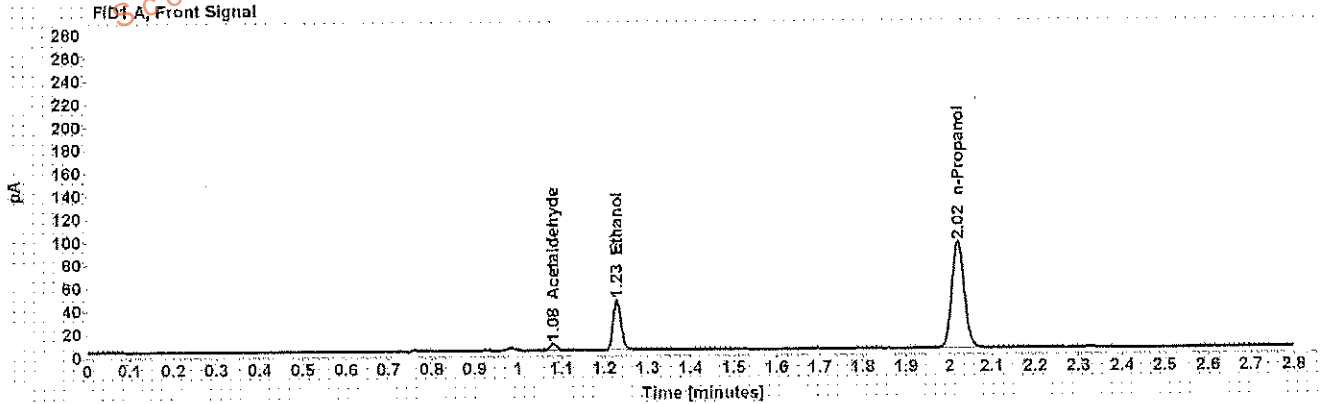


Table 1: FID 1 A (column DB-ALC1)

Compound	Amount (g/100mL)	Time (min)	Peak Area
Acetaldehyde	-----	1.081	5.942
>Ethanol	0.0834	1.229	55.740
n-Propanol	-----	2.021	188.496

Table 2: FID 2 B (column DB-ALC2)

Compound	Time (min)	Peak Area
Acetaldehyde	0.984	7.297
Ethanol	1.346	63.762
n-Propanol	2.376	214.705

## Scottsdale Police Department Crime Lab Volatiles Analysis

Sample: [REDACTED]	Item number: 1178436
Injection date: 11/14/2017 1:03:28 PM	Vial: 30
Method: ethanol quant.M	Sequence: 14Nov17
Instrument: US14173023 CN14160045	Analyst: Adrian
Data file: C:\Chem321\Datat\14Nov17\30.D	

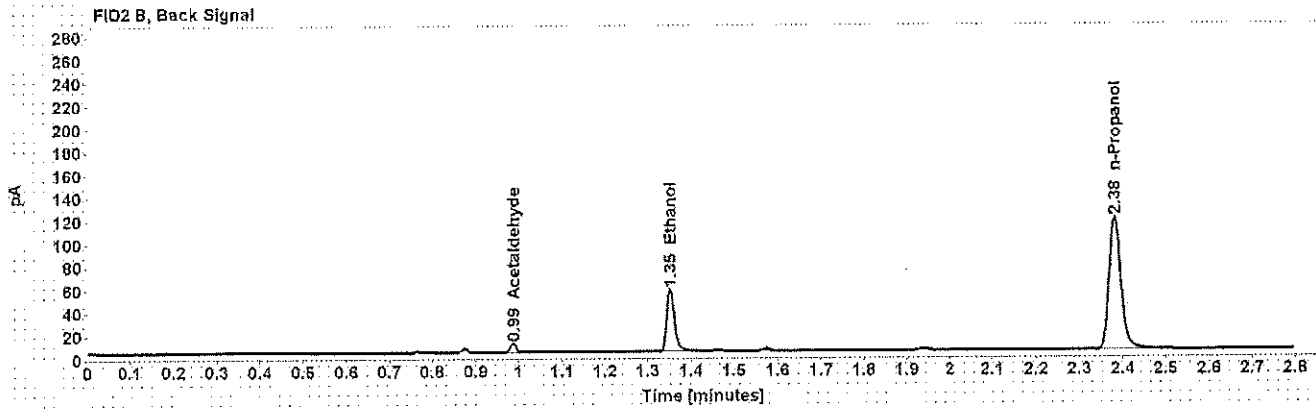
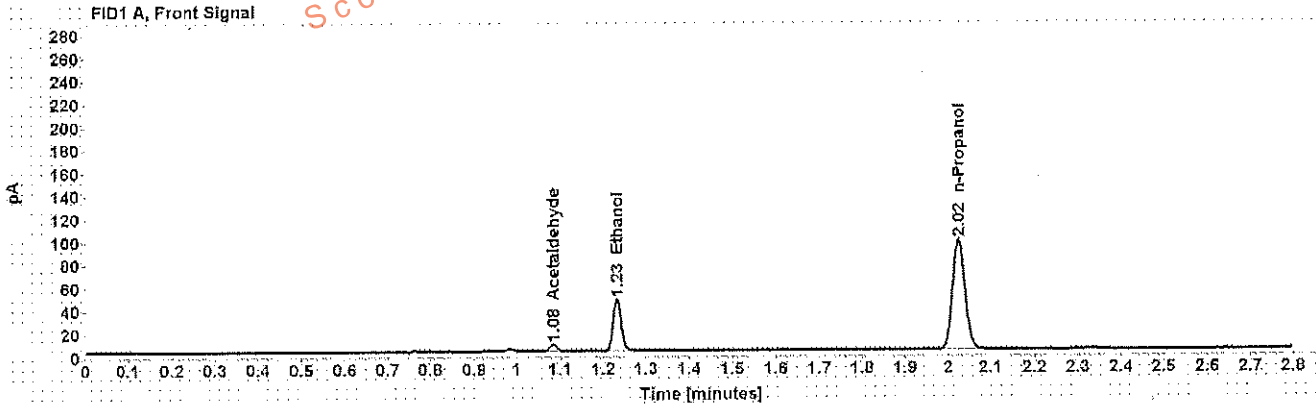


Table 1: FID 1 A (column DB-ALC1)

Compound	Amount (g/100mL)	Time (min)	Peak Area
Acetaldehyde	-----	1.084	6.007
>Ethanol	0.0848	1.233	58.843
n-Propanol	-----	2.025	195.558

Table 2: FID 2 B (column DB-ALC2)

Compound	Time (min)	Peak Area
Acetaldehyde	0.988	7.345
Ethanol	1.352	67.505
n-Propanol	2.382	223.001



## Scottsdale Police Department Crime Lab Volatiles Analysis

Sample:	[REDACTED]	Item number:	1157593
Injection date:	11/14/2017 1:11:43 PM	Vial:	32
Method:	ethanol quant.M	Sequence:	14Nov17
Instrument:	US14173023 CN14160045	Analyst:	Adrian
Data file:	C:\Chem32\1\Data\14Nov17\32.D		

Dissemination is restricted to Criminal Justice Agencies and authorized Non-C.J. Agencies ONLY. Secondary dissemination to unauthorized agencies is PROHIBITED.  
Scottsdale City Prosecutor's Office

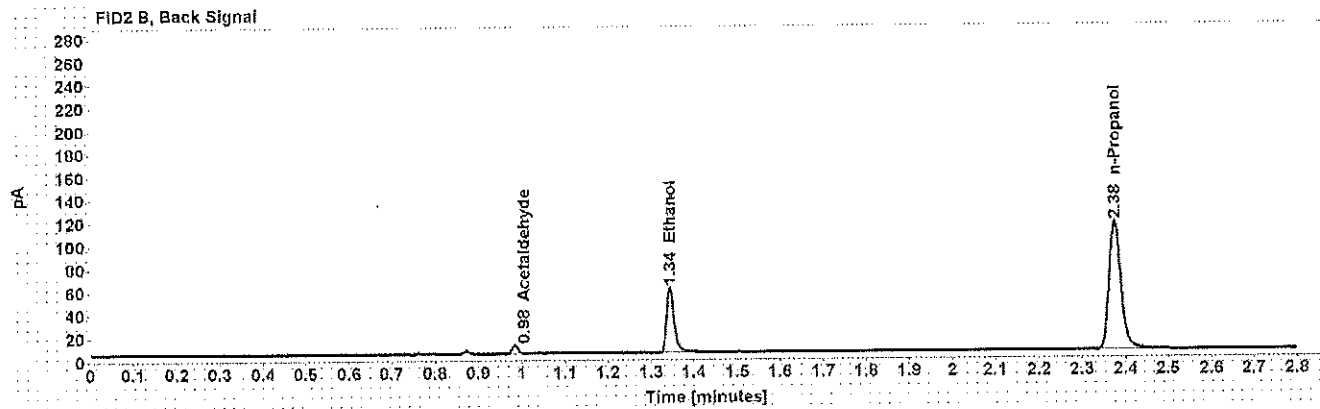
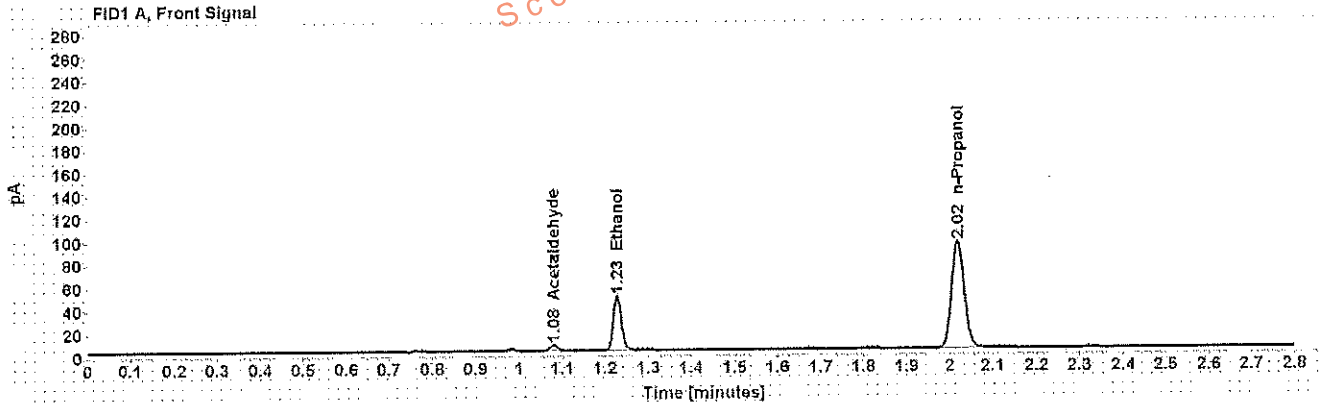


Table 1: FID 1 A (column DB-ALC1)

Compound	Amount (g/100mL)	Time (min)	Peak Area
Acetaldehyde	-----	1.081	5.472
>Ethanol	0.0899	1.228	60.714
n-Propanol	-----	2.020	190.067

Table 2: FID 2 B (column DB-ALC2)

Compound	Time (min)	Peak Area
Acetaldehyde	0.984	6.727
Ethanol	1.344	69.193
n-Propanol	2.375	215.710

Case: [REDACTED] User: wadrian 11/15/2017

# Scottsdale Police Department Crime Lab Volatiles Analysis

Sample: [REDACTED] Item number: 1157593  
Injection date: 11/14/2017 1:15:43 PM Vial: 33  
Method: ethanol quant.M Sequence: 14Nov17  
Instrument: US14173023 CN14160045 Analyst: Adrian  
Data file: C:\Chem32\1\Data\14Nov17\33.D

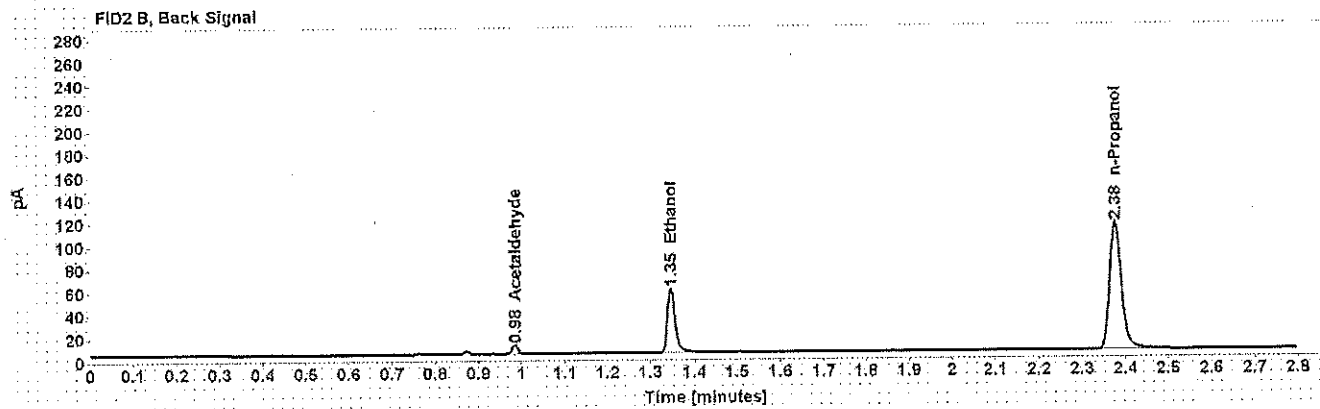
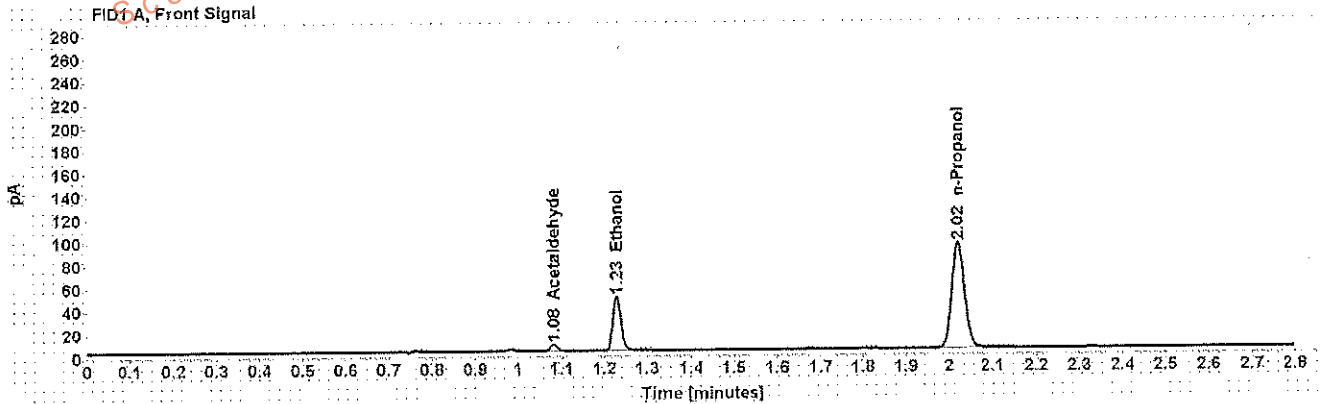


Table 1: FID 1 A (column DB-ALC1)

Compound	Amount (g/100mL)	Time (min)	Peak Area
Acetaldehyde	-----	1.081	5.678
>Ethanol	0.0905	1.229	60.273
n-Propanol	-----	2.021	187.558

Table 2: FID 2 B (column DB-ALC2)

Compound	Time (min)	Peak Area
Acetaldehyde	0.985	6.955
Ethanol	1.348	69.028
n-Propanol	2.377	212.957

Case: [REDACTED] User: wadrian 11/15/2017

# Scottsdale Police Department Crime Lab Volatiles Analysis

Sample:	[REDACTED]	Item number:	1180604
Injection date:	11/14/2017 1:19:43 PM	Vial:	34
Method:	ethanol quant.M	Sequence:	14Nov17
Instrument:	US14173023.CN14160045	Analyst:	Adrian
Data file:	C:\Chem32\11\Data\14Nov17\34.D		

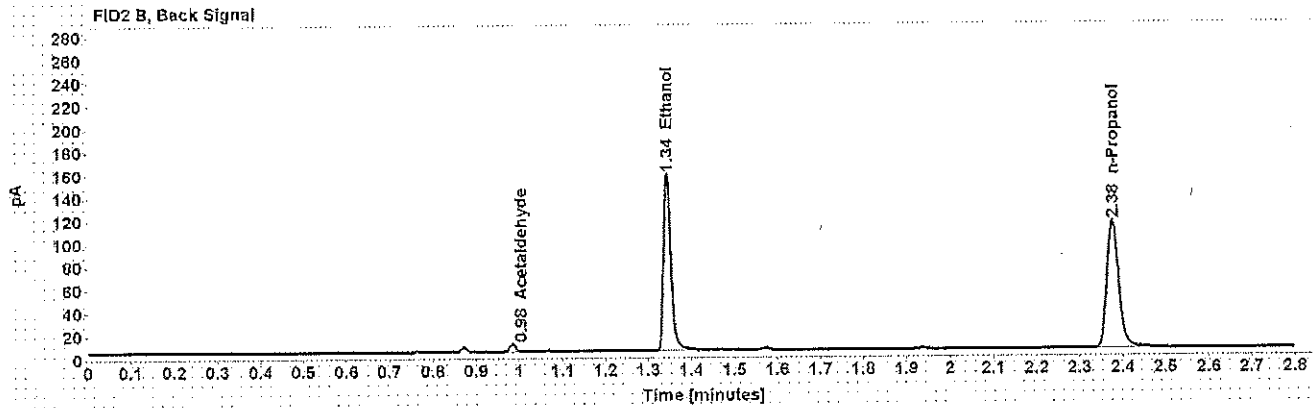
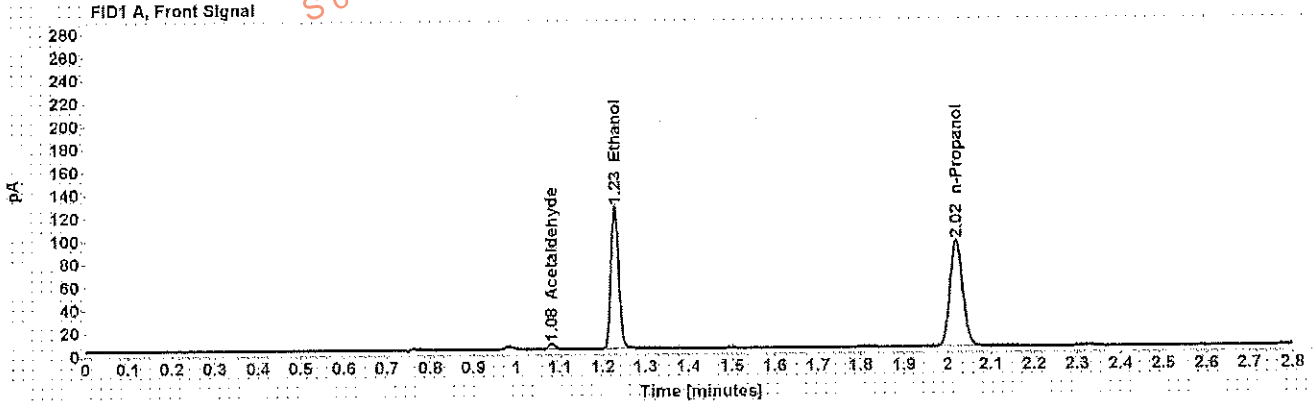


Table 1: FID 1 A (column DB-ALC1)

Compound	Amount (g/100mL)	Time (min)	Peak Area
Acetaldehyde	-----	1.081	4.865
>Ethanol	0.2365	1.228	159.293
n-Propanol	-----	2.021	187.925

Table 2: FID 2 B (column DB-ALC2)

Compound	Time (min)	Peak Area
Acetaldehyde	0.984	5.975
Ethanol	1.344	187.415
n-Propanol	2.376	215.003

## Scottsdale Police Department Crime Lab Volatiles Analysis

Sample:	[REDACTED]	Item number:	1180604
Injection date:	11/14/2017 1:23:43 PM	Vial:	35
Method:	ethanol quant.M	Sequence:	14Nov17
Instrument:	US14173023 CN14160045	Analyst:	Adrian
Data file:	C:\Chem32\11Data\14Nov17\135.D		

Dissemination is restricted to Criminal Justice Agencies and authorized Non-C.J. Agencies ONLY. Secondary dissemination to unauthorized agencies is PROHIBITED.  
Scottsdale City Prosecutor's Office

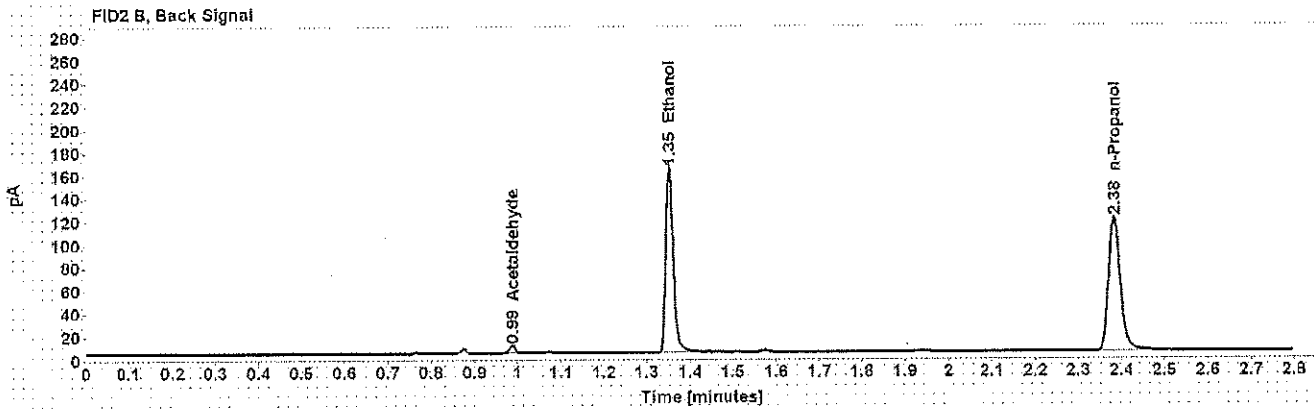
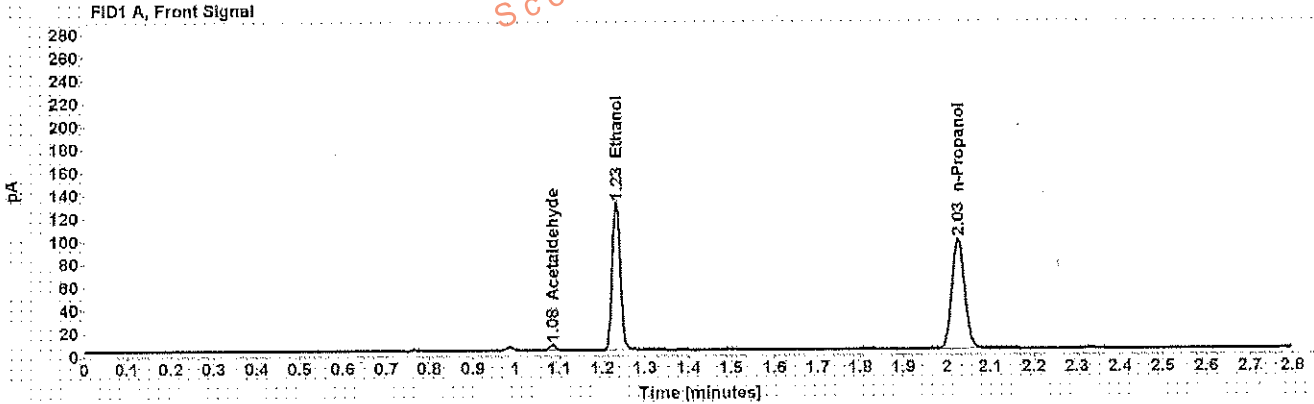


Table 1: FID 1 A (column DB-ALC1)

Compound	Amount (g/100mL)	Time (min)	Peak Area
Acetaldehyde	-----	1.084	4.934
>Ethanol	0.2390	1.233	168.212
n-Propanol	-----	2.025	196.441

Table 2: FID 2 B (column DB-ALC2)

Compound	Time (min)	Peak Area
Acetaldehyde	0.988	6.045
Ethanol	1.352	198.108
n-Propanol	2.383	224.809

## Scottsdale Police Department Crime Lab Volatiles Analysis

<b>Sample:</b> [REDACTED]	<b>Item number:</b> 1180441
<b>Injection date:</b> 11/14/2017 1:27:43 PM	<b>Vial:</b> 36
<b>Method:</b> ethanol quant.M	<b>Sequence:</b> 14Nov17
<b>Instrument:</b> US14173023.CN14160045	<b>Analyst:</b> Adrian
<b>Data file:</b> C:\Chem3211\Data\14Nov17\36.D	

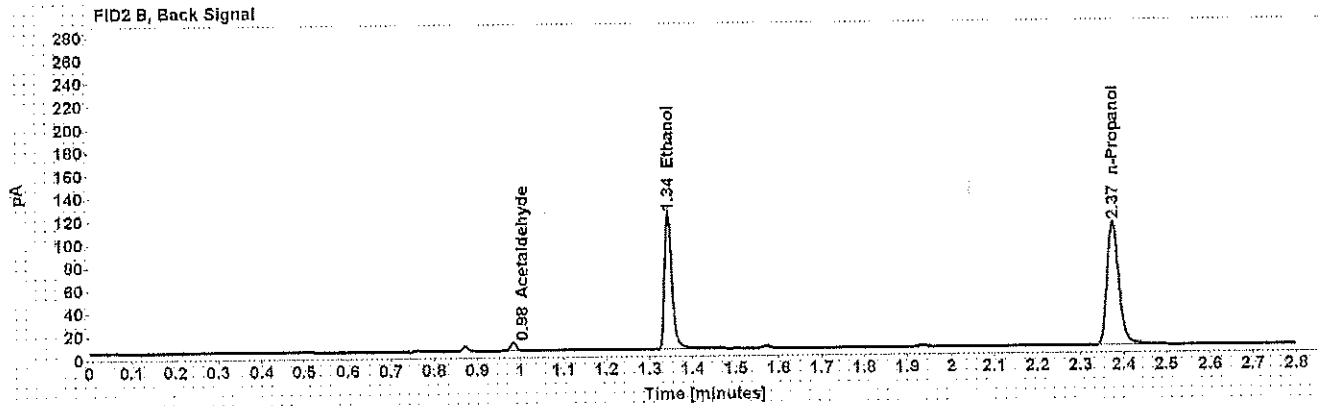
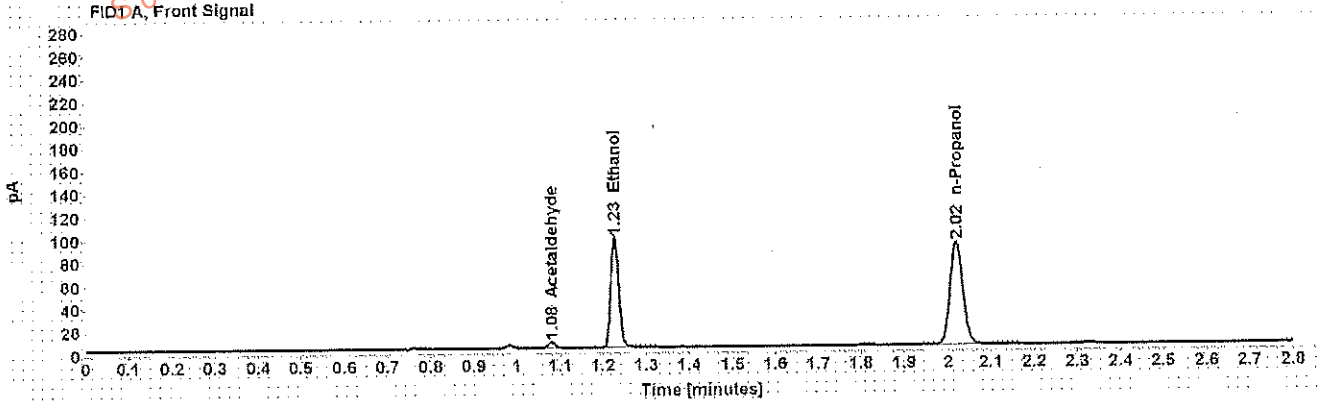


Table 1: FID 1 A (column DB-ALC1)

Compound	Amount (g/100mL)	Time (min)	Peak Area
Acetaldehyde	-----	1.081	5.400
>Ethanol	0.1871	1.227	123.590
n-Propanol	-----	2.020	184.618

Table 2: FID 2 B (column DB-ALC2)

Compound	Time (min)	Peak Area
Acetaldehyde	0.984	6.648
Ethanol	1.343	145.364
n-Propanol	2.375	208.791

## Scottsdale Police Department Crime Lab Volatiles Analysis

Sample:	[REDACTED]	Item number:	1180441
Injection date:	11/14/2017 1:31:58 PM	Vial:	37
Method:	ethanol quant.M	Sequence:	14Nov17
Instrument:	US14173023 CN14160045	Analyst:	Adrian
Data file:	C:\Chem3211\Datat14Nov17\37.D		

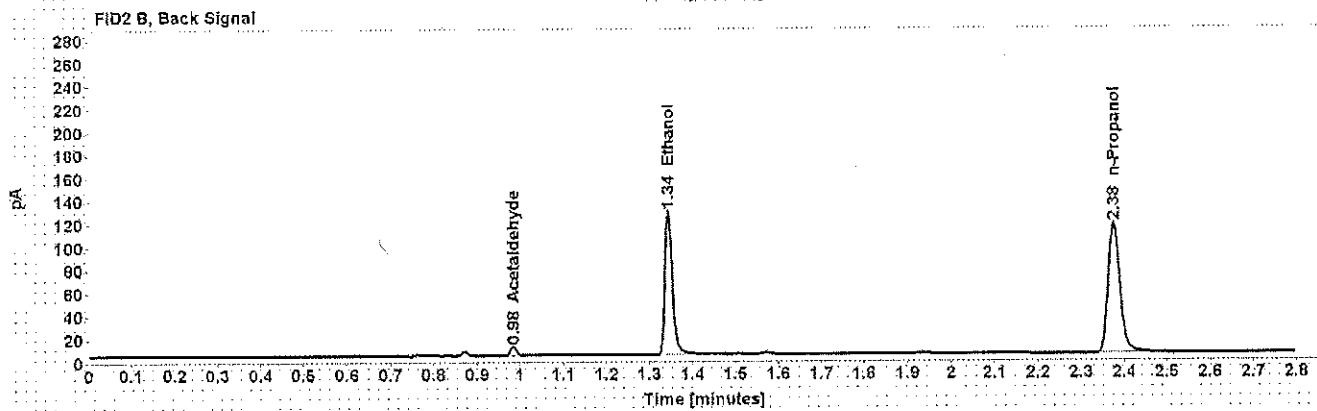
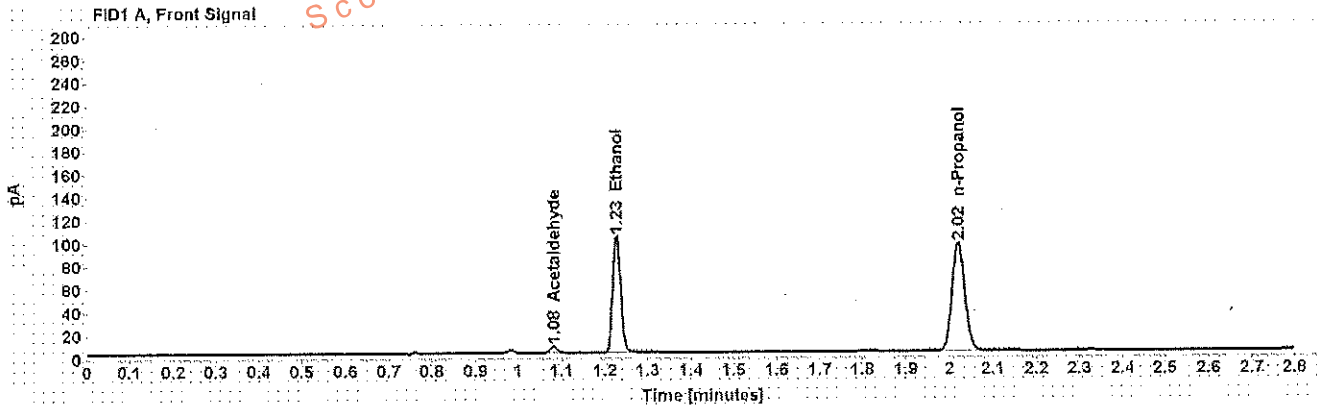


Table 1: FID 1 A (column DB-ALC1)

Compound	Amount (g/100mL)	Time (min)	Peak Area
Acetaldehyde	-----	1.081	5.661
>Ethanol	0.1898	1.228	130.143
n-Propanol	-----	2.020	191.634

Table 2: FID 2 B (column DB-ALC2)

Compound	Time (min)	Peak Area
Acetaldehyde	0.984	6.962
Ethanol	1.344	153.026
n-Propanol	2.375	218.909

## Scottsdale Police Department Crime Lab Volatiles Analysis

Dissemination is restricted to Criminal Justice Agencies and authorized Non-C.J. Agencies ONLY. Secondary dissemination to unauthorized agencies is PROHIBITED.  
Scottsdale City Prosecutor

Sample:	[REDACTED]	Item number:	1179970
Injection date:	11/14/2017 1:35:58 PM	Vial:	38
Method:	ethanol quant.M	Sequence:	14Nov17
Instrument:	US14173023 CN14160045	Analyst:	Adrian
Data file:	C:\Chem32\1\Data\14Nov17\38.D		

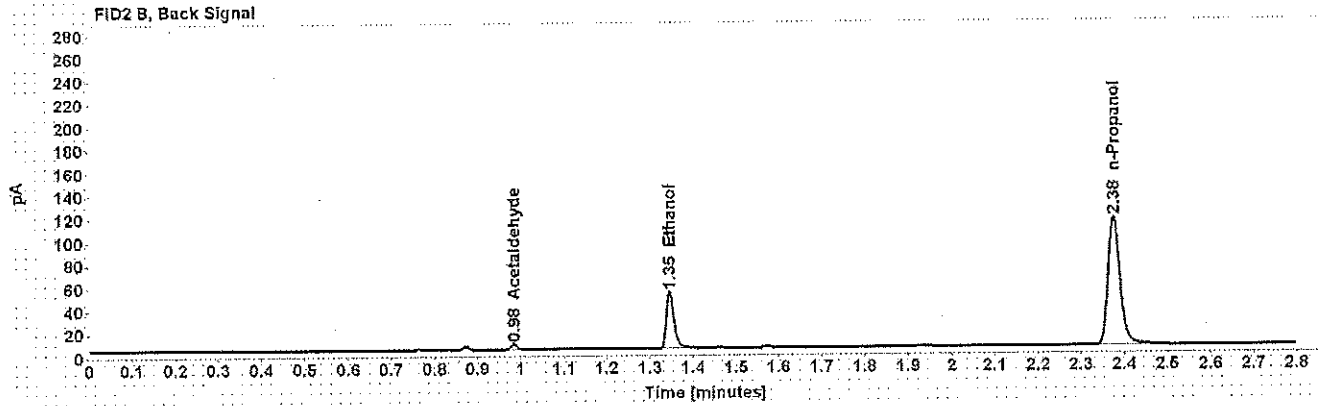
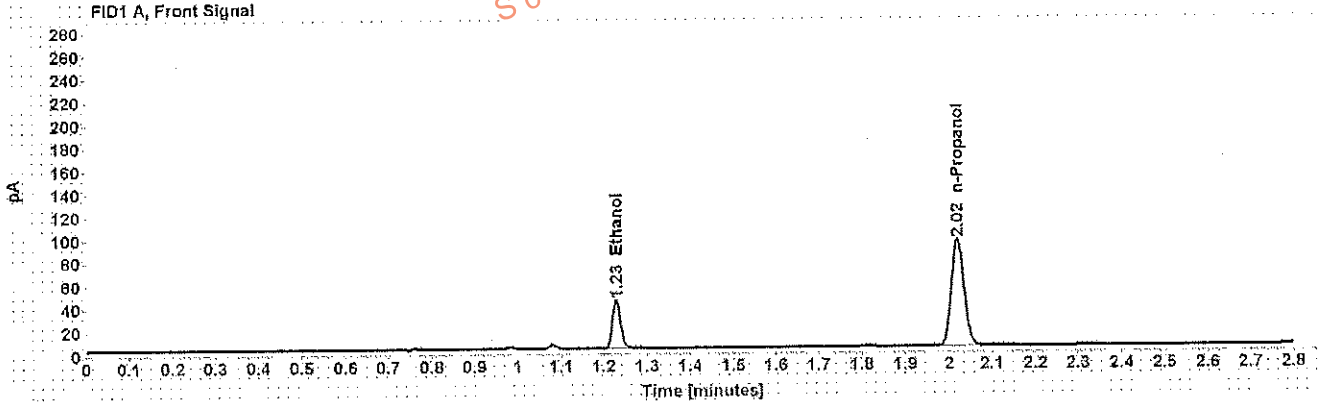


Table 1: FID 1 A (column DB-ALC1)

Compound	Amount (g/100mL)	Time (min)	Peak Area
>Ethanol	0.0802	1.229	53.655
n-Propanol	-----	2.021	188.789

Table 2: FID 2 B (column DB-ALC2)

Compound	Time (min)	Peak Area
Acetaldehyde	0.985	4.247
Ethanol	1.348	61.652
n-Propanol	2.376	215.893

Case: [REDACTED] User: wadrian 11/15/2017

# Scottsdale Police Department Crime Lab Volatiles Analysis

Sample: [REDACTED] Item number: 1179970  
Injection date: 11/14/2017 1:39:58 PM Vial: 39  
Method: ethanol quant.M Sequence: 14Nov17  
Instrument: US14173023 CN14160045 Analyst: Adrian  
Data file: C:\Chem3211\Data\14Nov17\39.D

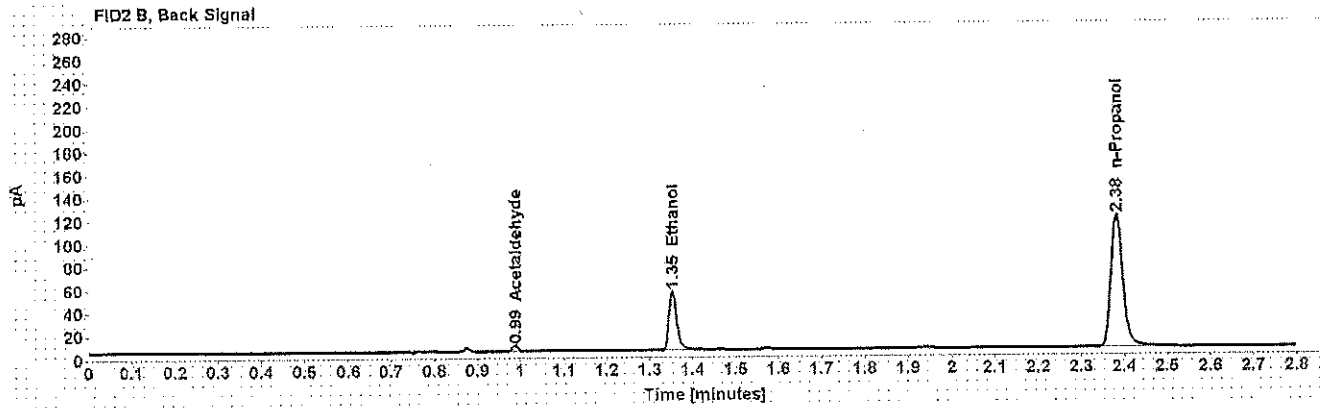
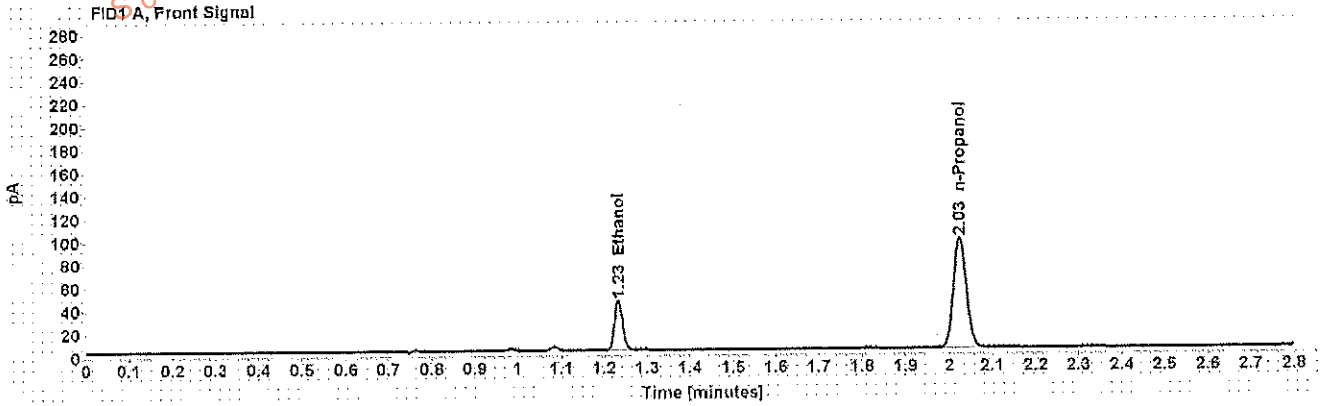


Table 1: FID 1 A (column DB-ALC1)

Compound	Amount (g/100mL)	Time (min)	Peak Area
>Ethanol	0.0813	1.233	56.459
n-Propanol	-----	2.025	195.765

Table 2: FID 2 B (column DB-ALC2)

Compound	Time (min)	Peak Area
Acetaldehyde	0.988	4.288
Ethanol	1.353	66.008
n-Propanol	2.383	224.018



Case: [REDACTED] User: wadrian 11/15/2017

## Scottsdale Police Department Crime Lab Volatiles Analysis

<b>Sample:</b> [REDACTED]	<b>Item number:</b> 1158454
<b>Injection date:</b> 11/14/2017 1:43:58 PM	<b>Vial:</b> 40
<b>Method:</b> ethanol quant.M	<b>Sequence:</b> 14Nov17
<b>Instrument:</b> US14173023.CN14160045	<b>Analyst:</b> Adrian
<b>Data file:</b> C:\Chem32\11\Data\14Nov17\40.D	

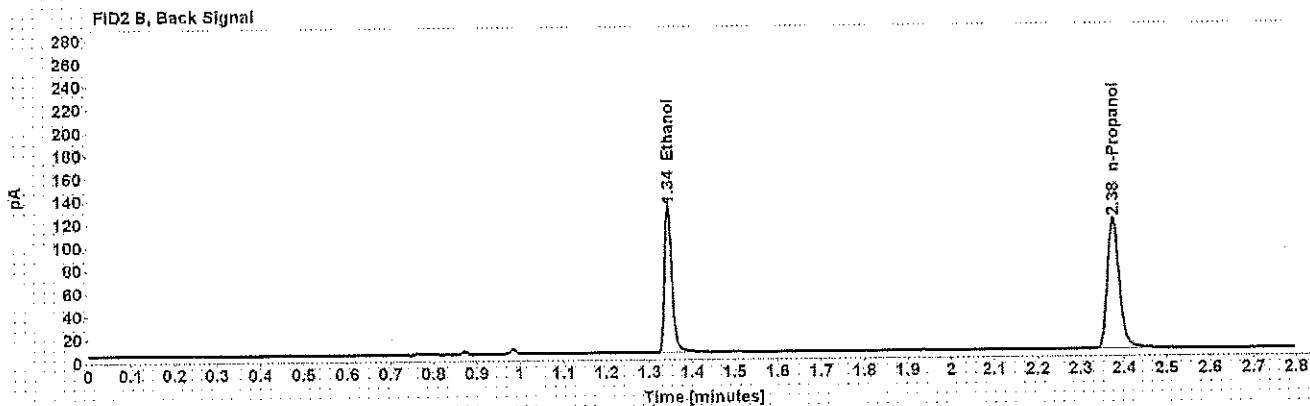
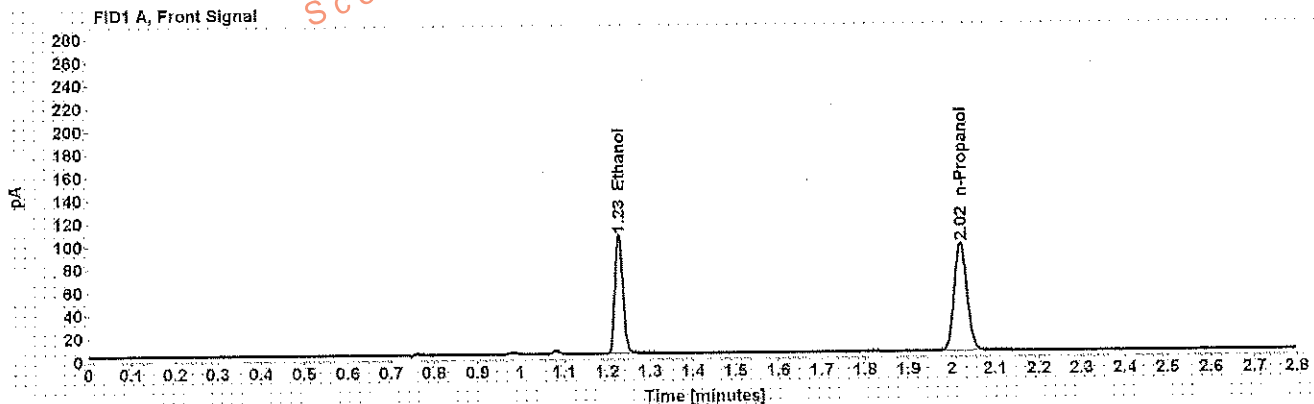


Table 1: FID 1 A (column DB-ALC1)

Compound	Amount (g/100mL)	Time (min)	Peak Area
>Ethanol	0.1924	1.227	132.662
n-Propanol	-----	2.020	192.660

Table 2: FID 2 B (column DB-ALC2)

Compound	Time (min)	Peak Area
Ethanol	1.344	154.779
n-Propanol	2.375	219.866

Case: [REDACTED] User: wadrian 11/15/2017

# Scottsdale Police Department Crime Lab Volatiles Analysis

Dissemination is restricted to Criminal Justice Agencies and authorized Non-C.J. Agencies ONLY. Secondary dissemination to unauthorized agencies is PROHIBITED.  
Scottsdale City Prosecutor

Sample:	[REDACTED]	Item number:	1158454
Injection date:	11/14/2017 1:47:58 PM	Vial:	41
Method:	ethanol quant.M	Sequence:	14Nov17
Instrument:	US14173023 CN14160045	Analyst:	Adrian
Data file:	C:\Chem32\1\Data\14Nov17\41.D		

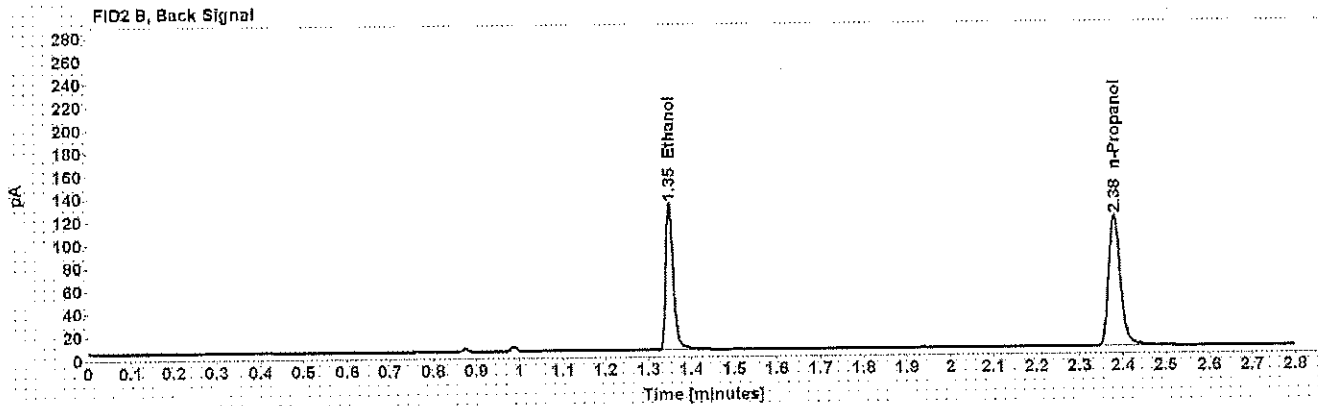
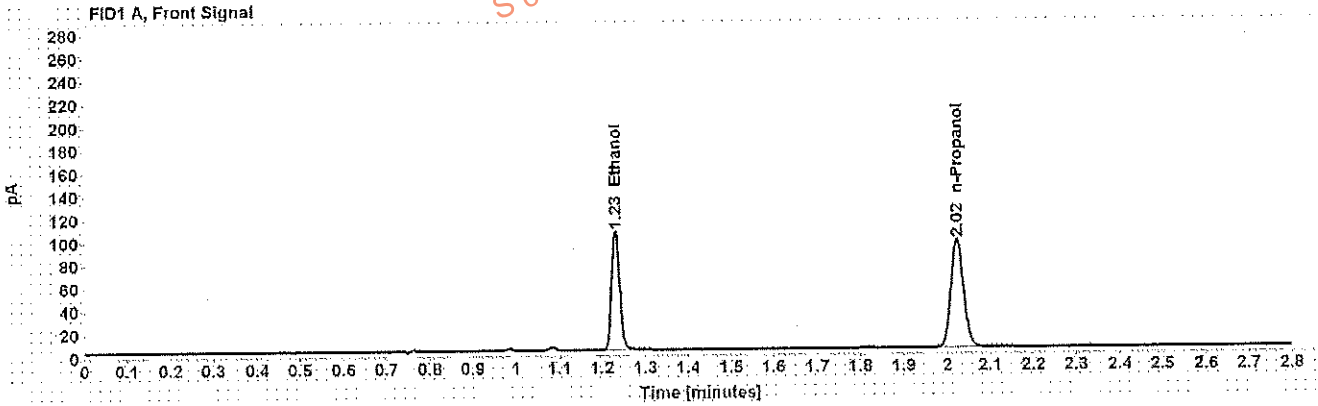


Table 1: FID 1 A (column DB-ALC1)

Compound	Amount (g/100mL)	Time (min)	Peak Area
>Ethanol	0.1944	1.231	134.107
n-Propanol	-----	2.024	192.748

Table 2: FID 2 B (column DB-ALC2)

Compound	Time (min)	Peak Area
Ethanol	1.349	156.439
n-Propanol	2.380	219.982

## Scottsdale Police Department Crime Lab Volatiles Analysis

Sample: [REDACTED]	Item number: 1176986
Injection date: 11/14/2017 1:56:13 PM	Vial: 43
Method: ethanol.quant.M	Sequence: 14Nov17
Instrument: US14173023 CN14160045	Analyst: Adrian
Data file: C:\Chem3211\Data\14Nov17\43.D	

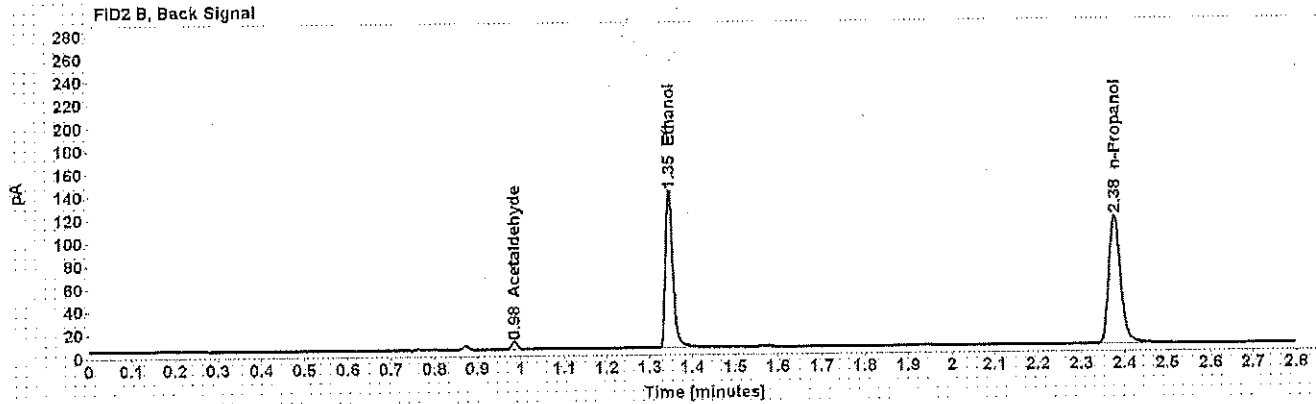
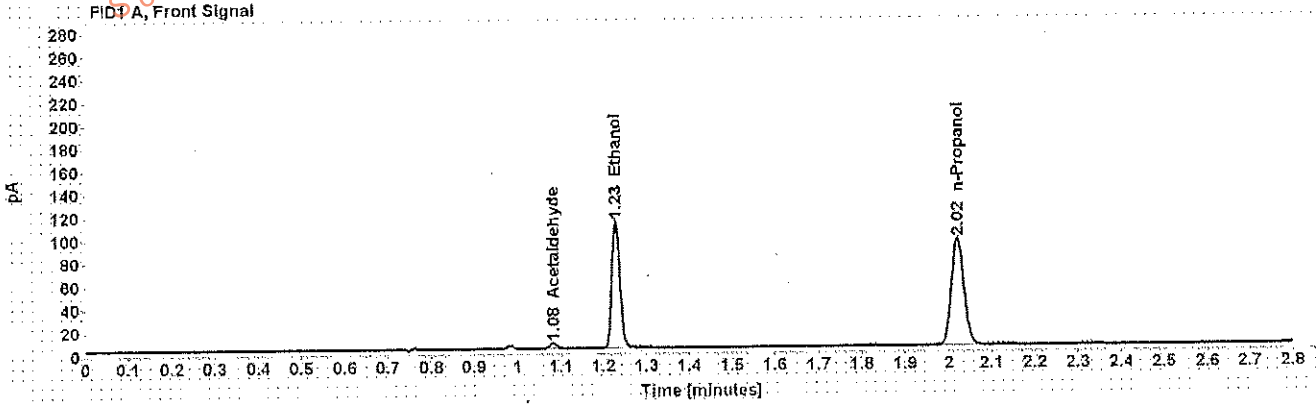


Table 1: FID 1 A (column DB-ALC1)

Compound	Amount (g/100mL)	Time (min)	Peak Area
Acetaldehyde	-----	1.082	4.757
>Ethanol	0.2104	1.229	142.428
n-Propanol	-----	2.022	189.009

Table 2: FID 2 B (column DB-ALC2)

Compound	Time (min)	Peak Area
Acetaldehyde	0.985	5.791
Ethanol	1.346	167.528
n-Propanol	2.377	216.217

## Scottsdale Police Department Crime Lab Volatiles Analysis

<b>Sample:</b> [REDACTED]	<b>Item number:</b> 1176986
<b>Injection date:</b> 11/14/2017 2:00:13 PM	<b>Vial:</b> 44
<b>Method:</b> ethanol quant.M	<b>Sequence:</b> 14Nov17
<b>Instrument:</b> US14173023.QN14160045	<b>Analyst:</b> Adrian
<b>Data file:</b> C:\Chem32\11Data\14Nov17\44.D	

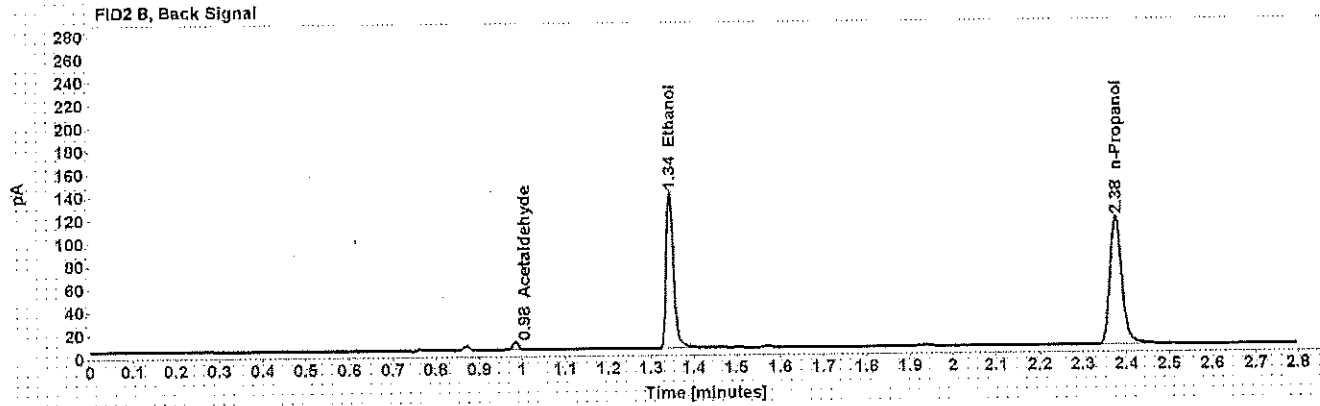
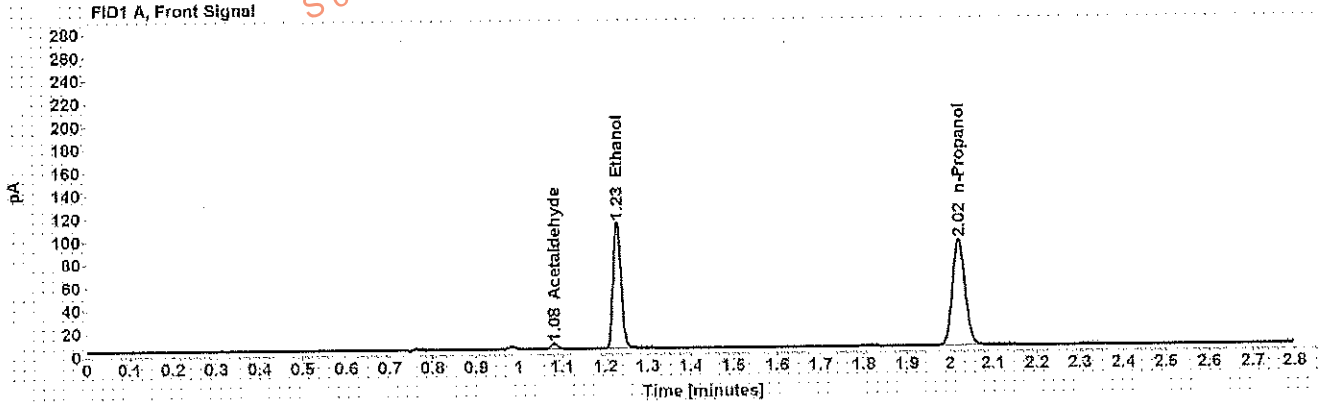


Table 1: FID 1 A (column DB-ALC1)

Compound	Amount (g/100mL)	Time (min)	Peak Area
Acetaldehyde	-----	1.081	4,939
>Ethanol	0.2097	1.228	141,595
n-Propanol	-----	2.020	188,575

Table 2: FID 2 B (column DB-ALC2)

Compound	Time (min)	Peak Area
Acetaldehyde	0.984	6,042
Ethanol	1.344	166,694
n-Propanol	2.376	215,957

## Scottsdale Police Department Crime Lab Volatiles Analysis

Sample:	[REDACTED]	Item number:	1177288
Injection date:	11/14/2017 2:04:12 PM	Vial:	45
Method:	ethanol quant.M	Sequence:	14Nov17
Instrument:	US14173023 CN14160045	Analyst:	Adrian
Data file:	C:\Chem32\11\Data\14Nov17\45.D		

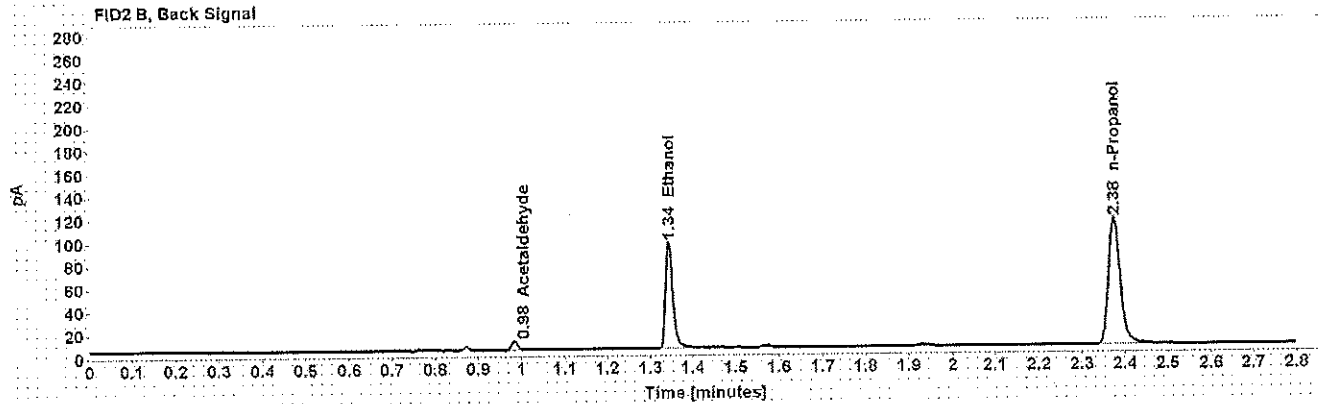
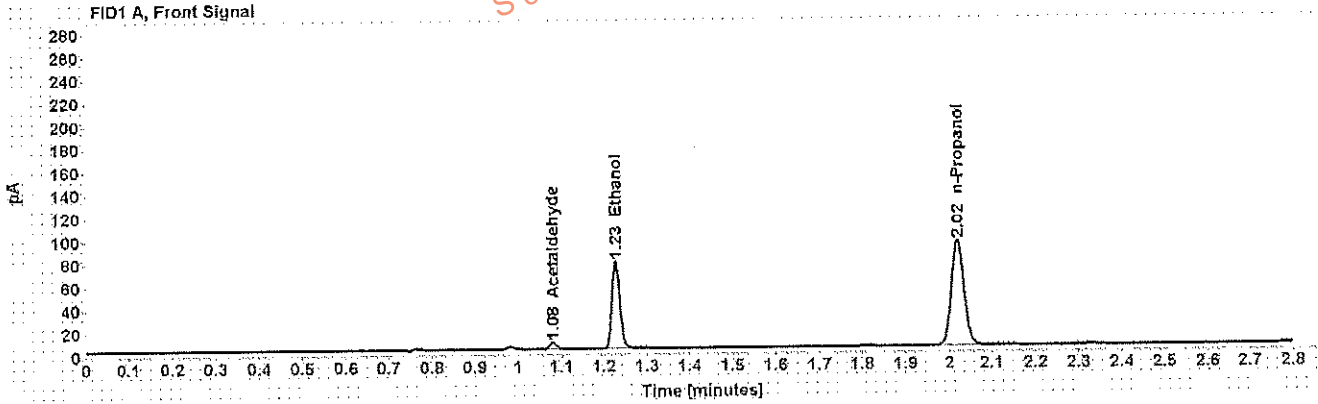


Table 1: FID 1 A (column DB-ALC1)

Compound	Amount (g/100mL)	Time (min)	Peak Area
Acetaldehyde	-----	1.081	5.732
>Ethanol	0.1455	1.228	97.348
n-Propanol	-----	2.020	187.370

Table 2: FID 2 B (column DB-ALC2)

Compound	Time (min)	Peak Area
Acetaldehyde	0.984	7.021
Ethanol	1.344	114.678
n-Propanol	2.375	213.339

Case: [REDACTED] User: wadrian 11/15/2017

## Scottsdale Police Department Crime Lab Volatiles Analysis

Sample: [REDACTED]	Item number: 1177288
Injection date: 11/14/2017 2:08:13 PM	Vial: 46
Method: ethanol quant.M	Sequence: 14Nov17
Instrument: US14173023 CN14160045	Analyst: Adrian
Data file: C:\Chem3211\Data\14Nov17\46.D	

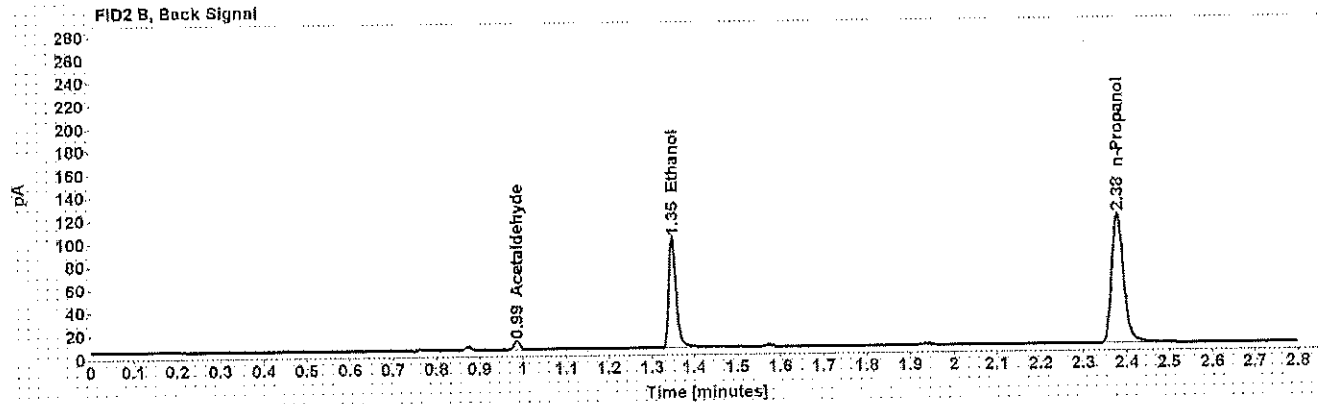
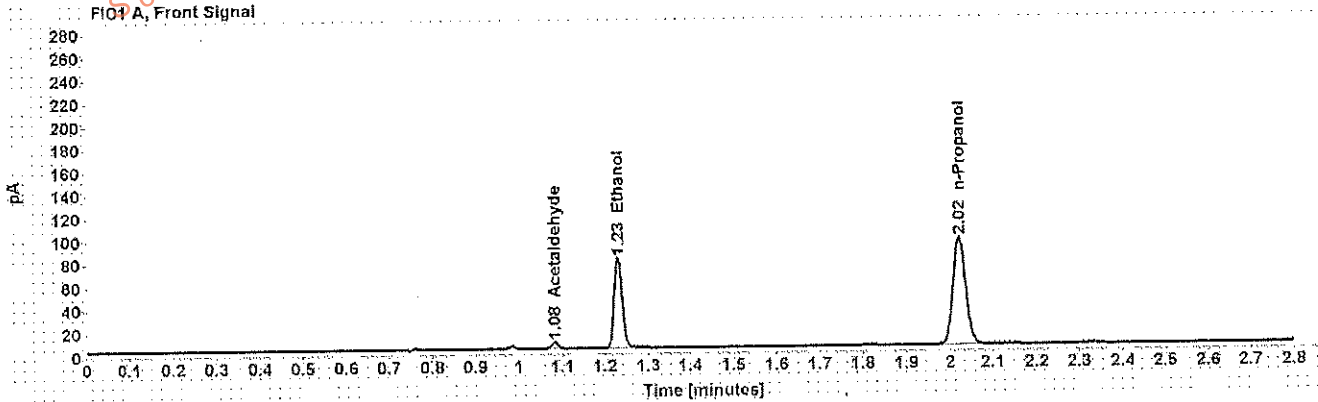


Table 1: FID 1 A (column DB-ALC1)

Compound	Amount (g/100mL)	Time (min)	Peak Area
Acetaldehyde	-----	1.083	5.713
>Ethanol	0.1491	1.230	101.597
n-Propanol	-----	2.023	190.733

Table 2: FID 2 B (column DB-ALC2)

Compound	Time (min)	Peak Area
Acetaldehyde	0.986	6.936
Ethanol	1.348	119.540
n-Propanol	2.379	218.553

## Scottsdale Police Department Crime Lab Volatiles Analysis

Sample: [REDACTED]	Item number: 1177906
Injection date: 11/14/2017 2:12:13 PM	Vial: 47
Method: ethanol quant.M	Sequence: 14Nov17
Instrument: US14173023,CN14160045	Analyst: Adrian
Data file: C:\Chem3211\Data\14Nov17\47.D	

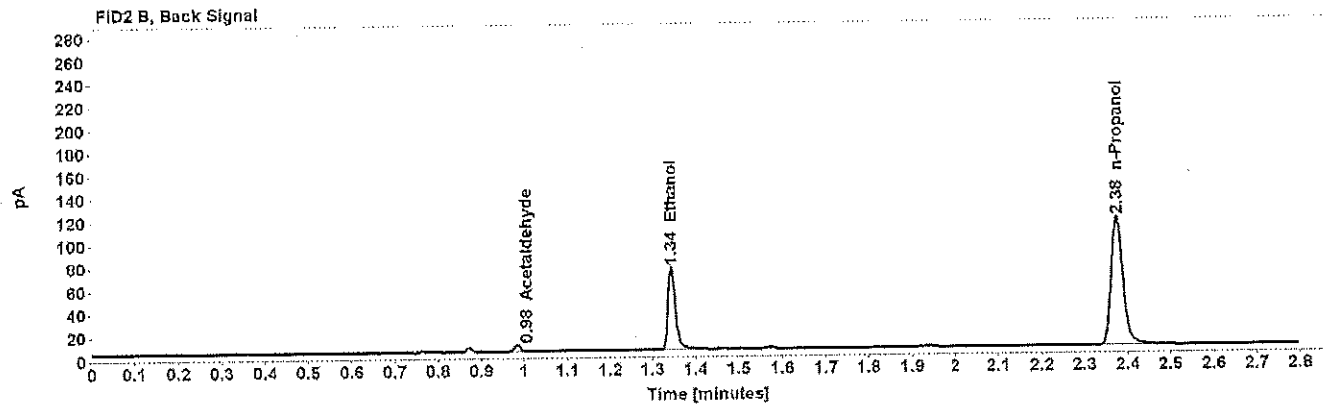
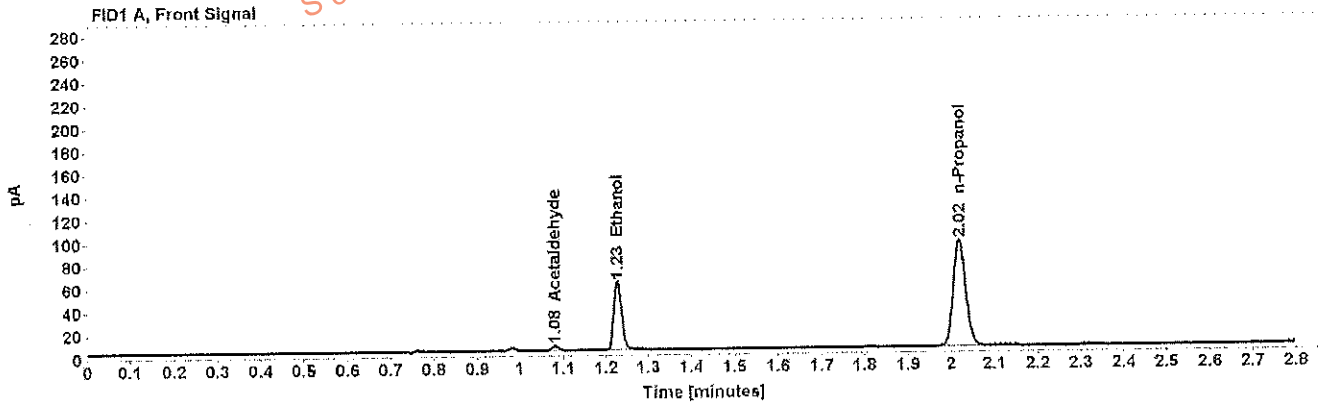


Table 1: FID 1 A (column DB-ALC1)

Compound	Amount (g/100mL)	Time (min)	Peak Area
Acetaldehyde	-----	1.081	4.120
>Ethanol	0.1138	1.228	76.428
n-Propanol	-----	2.020	188.465

Table 2: FID 2 B (column DB-ALC2)

Compound	Time (min)	Peak Area
Acetaldehyde	0.984	5.090
Ethanol	1.344	89.501
n-Propanol	2.375	215.658

## Scottsdale Police Department Crime Lab Volatiles Analysis

Dissemination is restricted to Criminal Justice Agencies and authorized Non-C.J. Agencies ONLY. Secondary dissemination to unauthorized agencies is PROHIBITED.  
Scottsdale City Prosecutor

Sample:	[REDACTED]	Item number:	1177906
Injection date:	11/14/2017 2:16:13 PM	Vial:	48
Method:	ethanol quant.M	Sequence:	14Nov17
Instrument:	US14173023 CN14160045	Analyst:	Adrian
Data file:	C:\Chem32\11\Data\14Nov17\48.D		

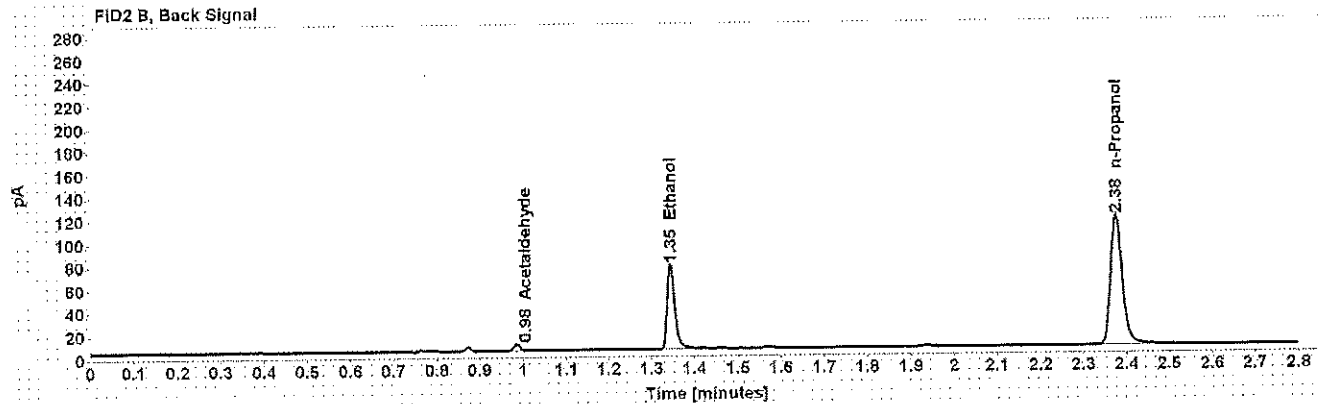
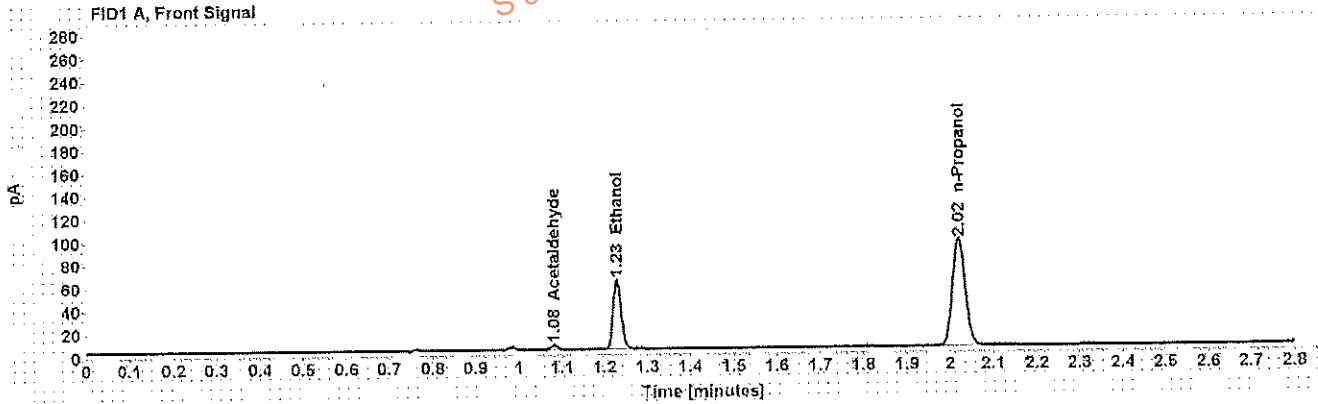


Table 1: FID 1 A (column DB-ALC1)

Compound	Amount (g/100mL)	Time (min)	Peak Area
Acetaldehyde	-----	1.081	4.125
>Ethanol	0.1152	1.229	78.168
n-Propanol	-----	2.021	190.421

Table 2: FID 2 B (column DB-ALC2)

Compound	Time (min)	Peak Area
Acetaldehyde	0.984	5.058
Ethanol	1.346	92.017
n-Propanol	2.376	218.095



Case: [redacted] User: wadrian 11/15/2017

# Scottsdale Police Department Crime Lab Volatiles Analysis

Sample: [redacted] Item number: 1176978  
Injection date: 11/14/2017 2:20:27 PM Vial: 49  
Method: ethanol quant.M Sequence: 14Nov17  
Instrument: US14173023 CN14160045 Analyst: Adrian  
Data file: C:\Chem3211\Data\14Nov17\49.D

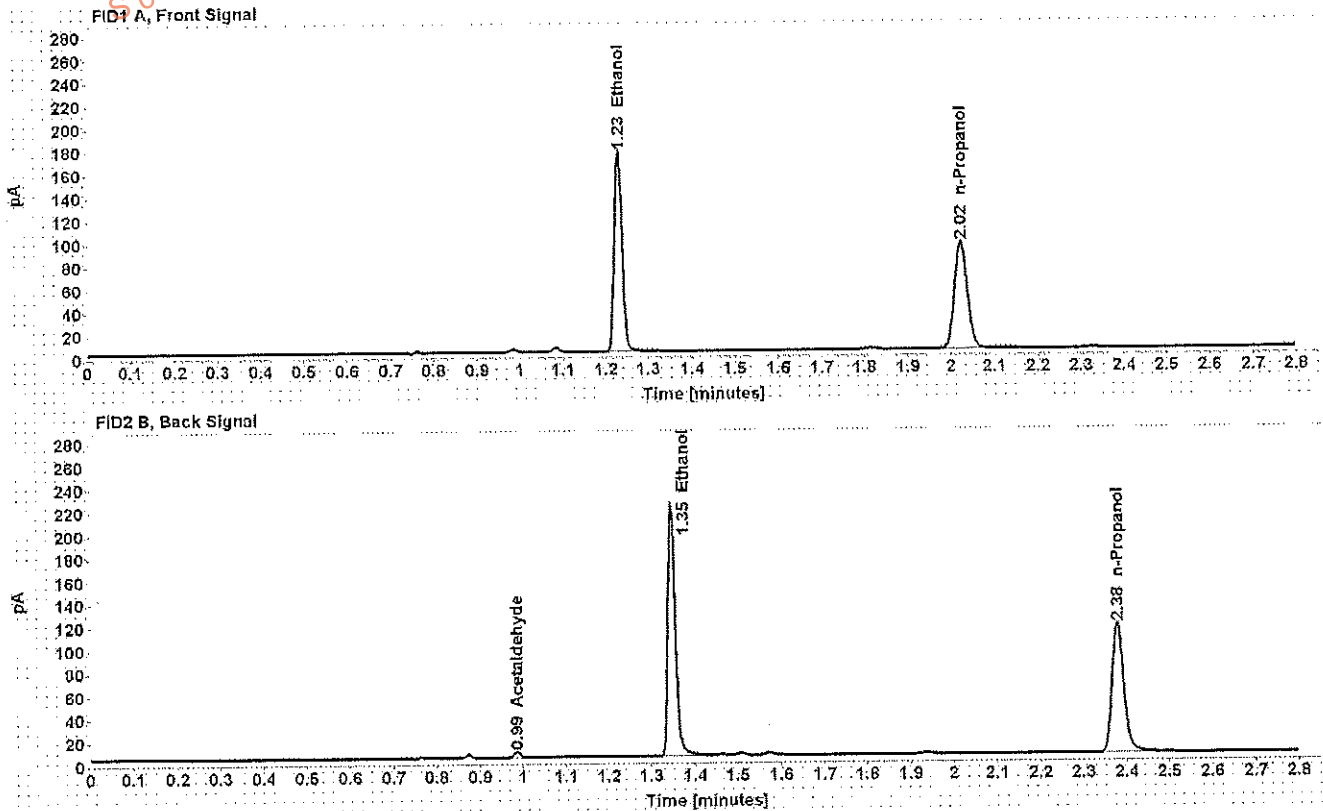


Table 1: FID 1 A (column DB-ALC1)

Compound	Amount (g/100mL)	Time (min)	Peak Area
>Ethanol	0.3288	1.230	224.281
n-Propanol	-----	2.023	190.050

Table 2: FID 2 B (column DB-ALC2)

Compound	Time (min)	Peak Area
Acetaldehyde	0.986	4.566
Ethanol	1.347	264.938
n-Propanol	2.379	218.512

## Scottsdale Police Department Crime Lab Volatiles Analysis

Sample: [REDACTED]	Item number: 1176978
Injection date: 11/14/2017 2:24:28 PM	Vial: 50
Method: ethanol quant.M	Sequence: 14Nov17
Instrument: US14173023.ON14160045	Analyst: Adrian
Data file: C:\Chem32\11\Data\14Nov17\50.D	

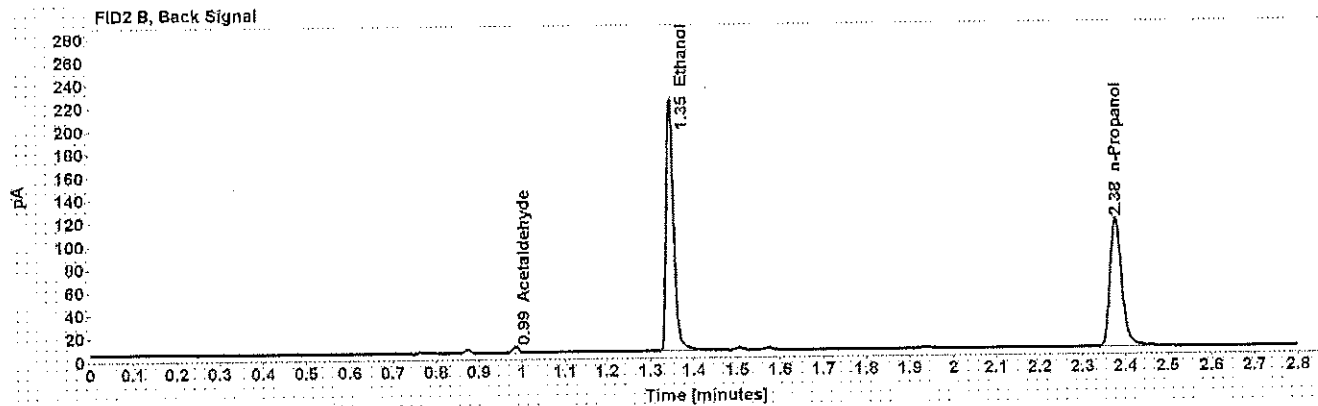
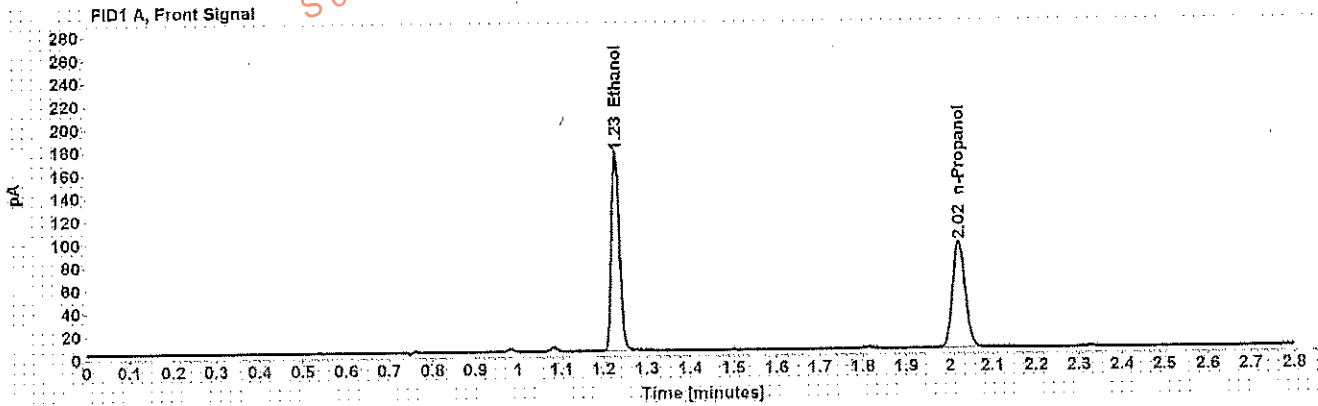


Table 1: FID 1 A (column DB-ALC1)

Compound	Amount (g/100mL)	Time (min)	Peak Area
>Ethanol	0.3297	1.229	223.135
n-Propanol	-----	2.022	188.568

Table 2: FID 2 B (column DB-ALC2)

Compound	Time (min)	Peak Area
Acetaldehyde	0.985	4.596
Ethanol	1.348	264.166
n-Propanol	2.378	216.902

Case: [REDACTED] User: wadrian 11/15/2017

# Scottsdale Police Department Crime Lab Volatiles Analysis

Dissemination is restricted to Criminal Justice Agencies and authorized Non-C.J. Agencies ONLY. Secondary dissemination to unauthorized agencies is PROHIBITED.  
Scottsdale City Prosecutor

Sample:	[REDACTED]	Item number:	1180715
Injection date:	11/14/2017 2:28:29 PM	Vial:	51
Method:	ethanol quant.M	Sequence:	14Nov17
Instrument:	US14173023 CN14160045	Analyst:	Adrian
Data file:	C:\Chem32\1\Data\14Nov17\51.D		

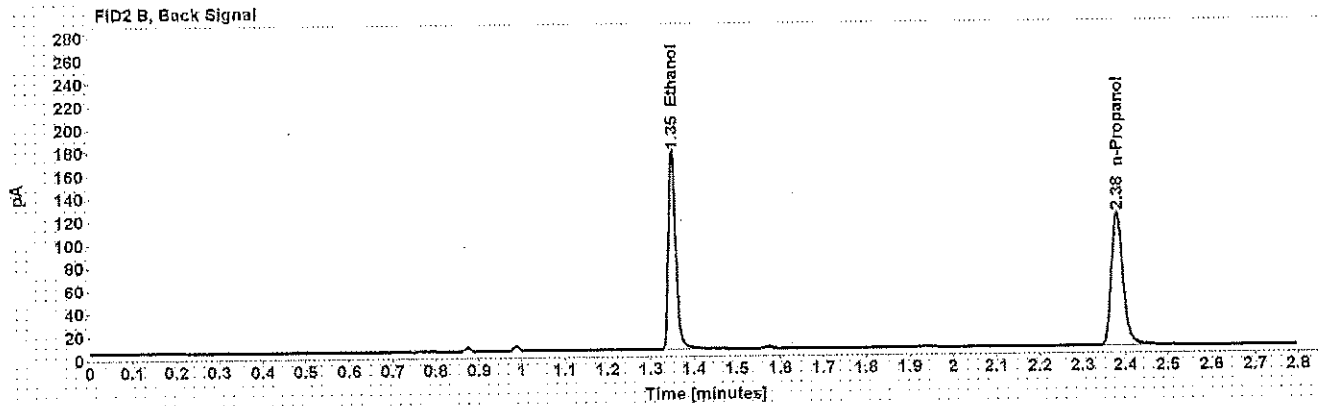
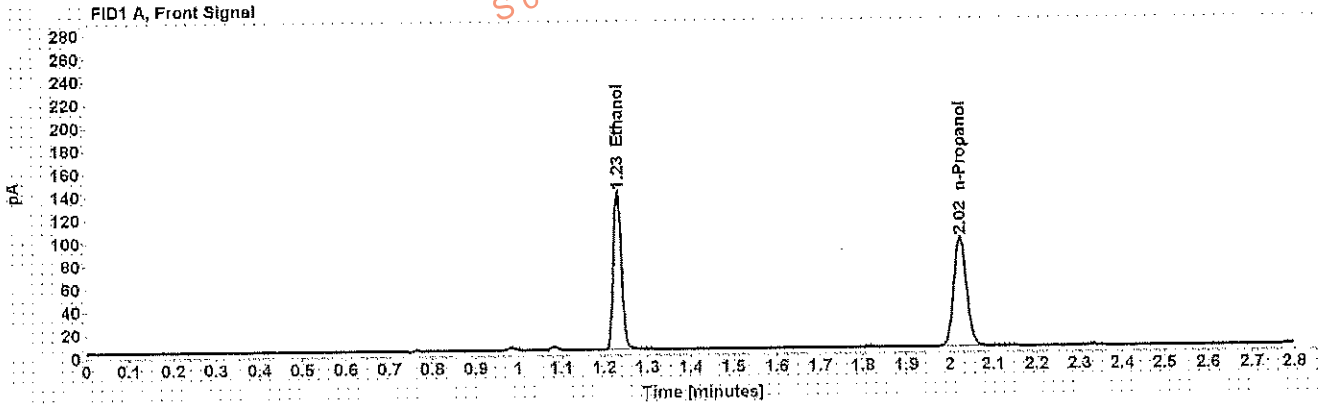


Table 1: FID 1 A (column DB-ALC1)

Compound	Amount (g/100mL)	Time (min)	Peak Area
>Ethanol	0.2568	1.231	179.131
n-Propanol	-----	2.024	194.608

Table 2: FID 2 B (column DB-ALC2)

Compound	Time (min)	Peak Area
Ethanol	1.349	211.295
n-Propanol	2.381	223.662

## Scottsdale Police Department Crime Lab Volatiles Analysis

<b>Sample:</b> [REDACTED]	<b>Item number:</b> 1180715
<b>Injection date:</b> 11/14/2017 2:32:28 PM	<b>Vial:</b> 52
<b>Method:</b> ethanol quant.M	<b>Sequence:</b> 14Nov17
<b>Instrument:</b> US14173023 CN14160045	<b>Analyst:</b> Adrian
<b>Data file:</b> C:\Chem3211\Data\14Nov17\52.D	

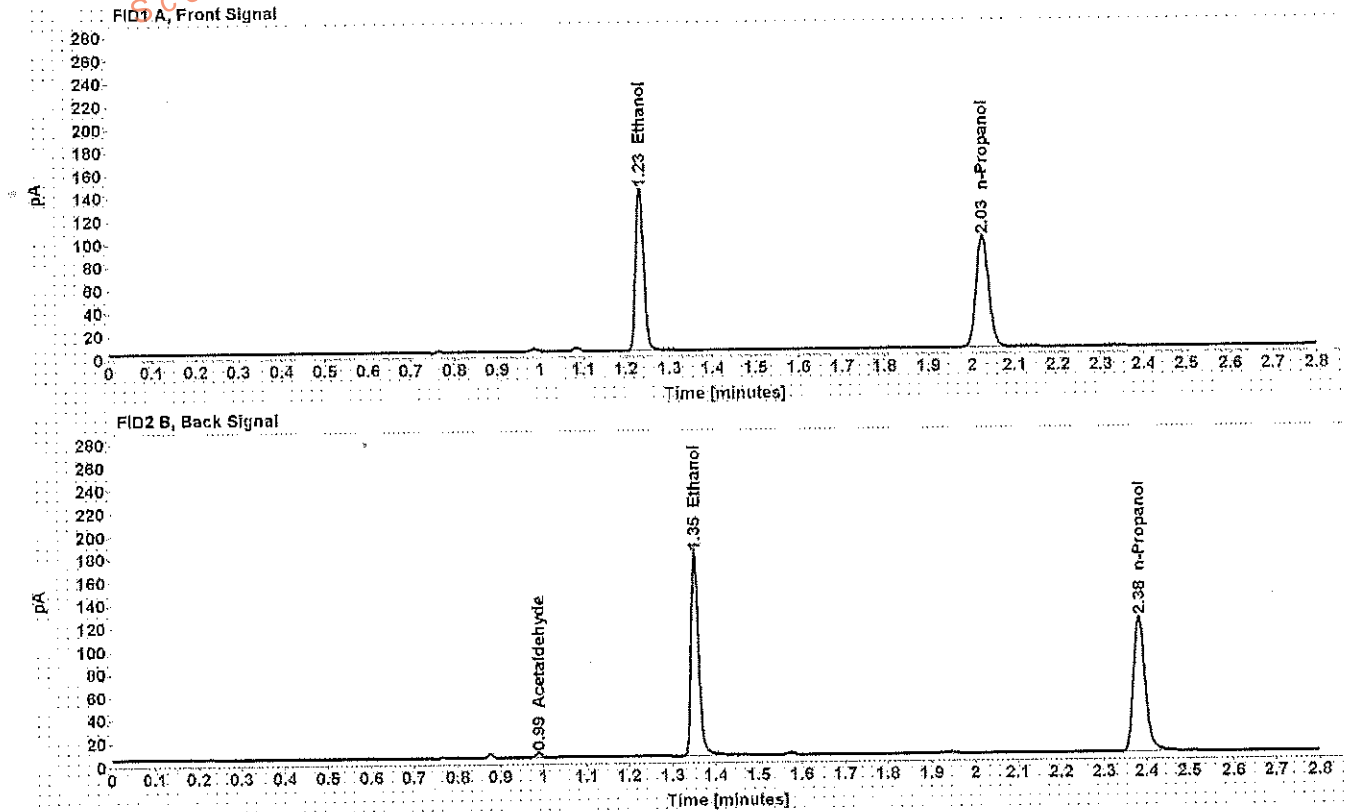


Table 1: FID 1 A (column DB-ALC1)

Compound	Amount (g/100mL)	Time (min)	Peak Area
>Ethanol	0.2590	1.233	184.045
n-Propanol	-----	2.025	198.192

Table 2: FID 2 B (column DB-ALC2)

Compound	Time (min)	Peak Area
Acetaldehyde	0.988	3.786
Ethanol	1.352	217.391
n-Propanol	2.383	227.551

Case: [REDACTED] User: wadrian 11/15/2017

# Scottsdale Police Department Crime Lab Volatiles Analysis

Sample: [REDACTED] Item number: 1180712  
Injection date: 11/14/2017 2:40:28 PM Vial: 54  
Method: ethanol quant.M Sequence: 14Nov17  
Instrument: US14173023.CN14160045 Analyst: Adrian  
Data file: C:\Chem32\11\Data\14Nov17\54.D

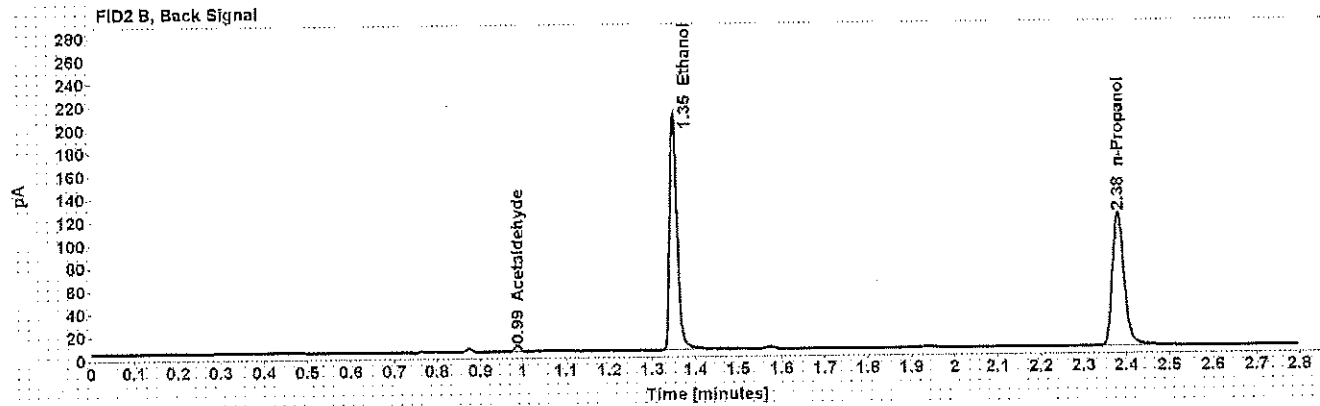
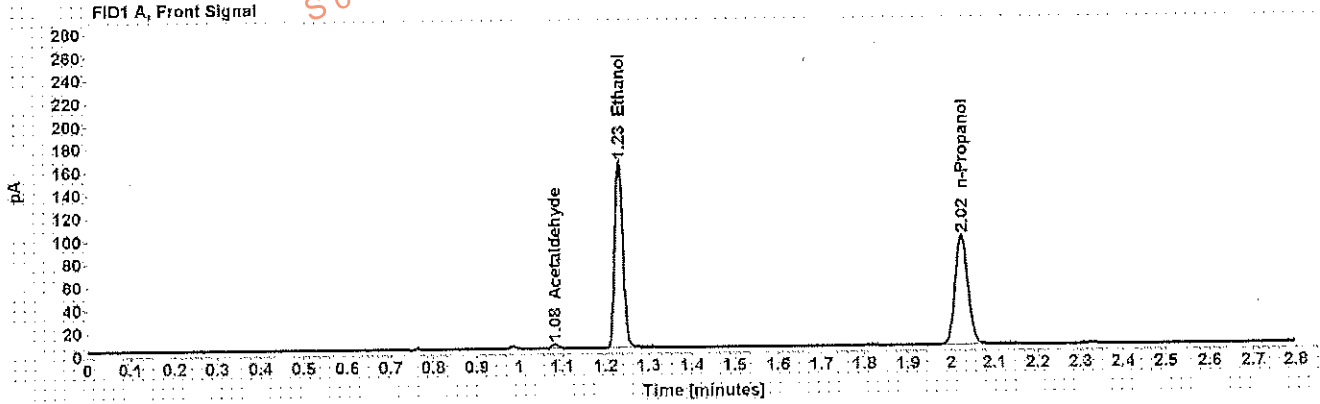


Table 1: FID 1 A (column DB-ALC1)

Compound	Amount (g/100mL)	Time (min)	Peak Area
Acetaldehyde	-----	1.083	3.877
>Ethanol	0.2992	1.231	211.324
n-Propanol	-----	2.024	196.908

Table 2: FID 2 B (column DB-ALC2)

Compound	Time (min)	Peak Area
Acetaldehyde	0.987	4.791
Ethanol	1.350	249.968
n-Propanol	2.381	224.444

## Scottsdale Police Department Crime Lab Volatiles Analysis

Sample:	[REDACTED]	Item number:	1180712
Injection date:	11/14/2017 2:44:43 PM	Vial:	55
Method:	ethanol quant.M	Sequence:	14Nov17
Instrument:	US14173023 CN14160045	Analyst:	Adrian
Data file:	C:\Chem32\1\Data\14Nov17\55.D		

Dissemination is restricted to Criminal Justice Agencies and authorized Non-C.J. Agencies ONLY. Secondary dissemination to unauthorized agencies is PROHIBITED.  
 Scottsdale City Prosecutor

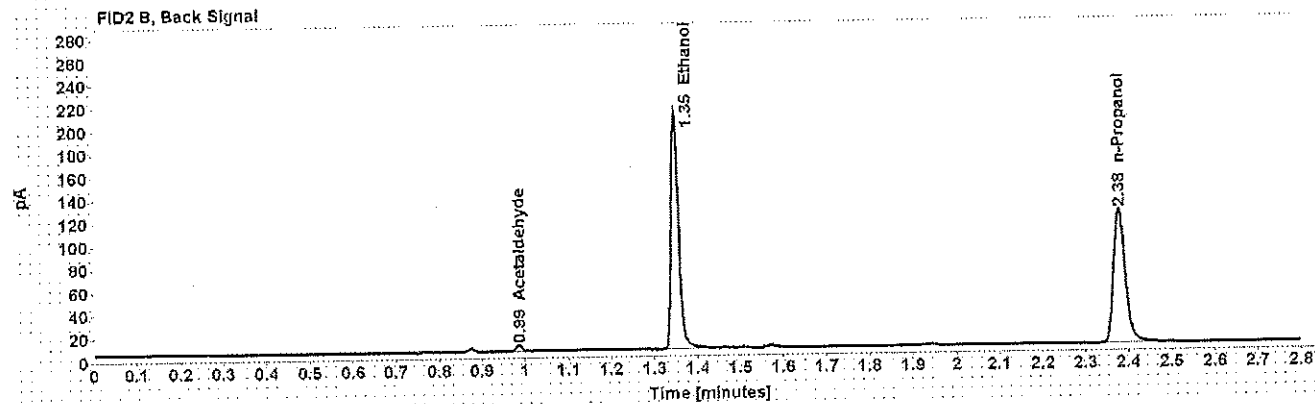
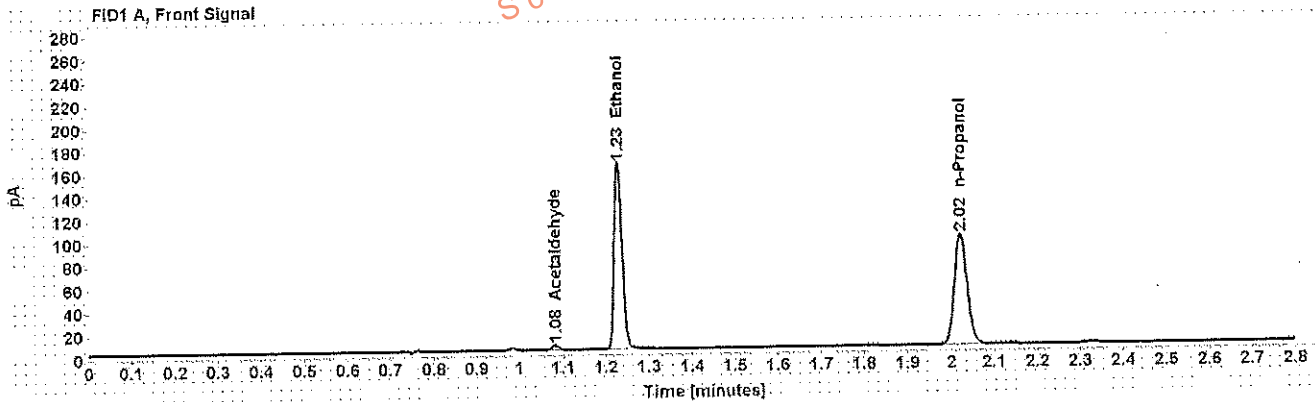


Table 1: FID 1 A (column DB-ALC1)

Compound	Amount (g/100mL)	Time (min)	Peak Area
Acetaldehyde	-----	1.083	3.901
>Ethanol	0.3002	1.231	210.763
n-Propanol	-----	2.024	195.691

Table 2: FID 2 B (column DB-ALC2)

Compound	Time (min)	Peak Area
Acetaldehyde	0.987	4.840
Ethanol	1.349	248.992
n-Propanol	2.380	225.100

## Scottsdale Police Department Crime Lab Volatiles Analysis

<b>Sample:</b> [REDACTED]	<b>Item number:</b> 1180475
<b>Injection date:</b> 11/14/2017 2:48:43 PM	<b>Vial:</b> 56
<b>Method:</b> ethanol quant.M	<b>Sequence:</b> 14Nov17
<b>Instrument:</b> US14173023 CN14160045	<b>Analyst:</b> Adrian
<b>Data file:</b> C:\Chem3211\Data\14Nov17\56.D	

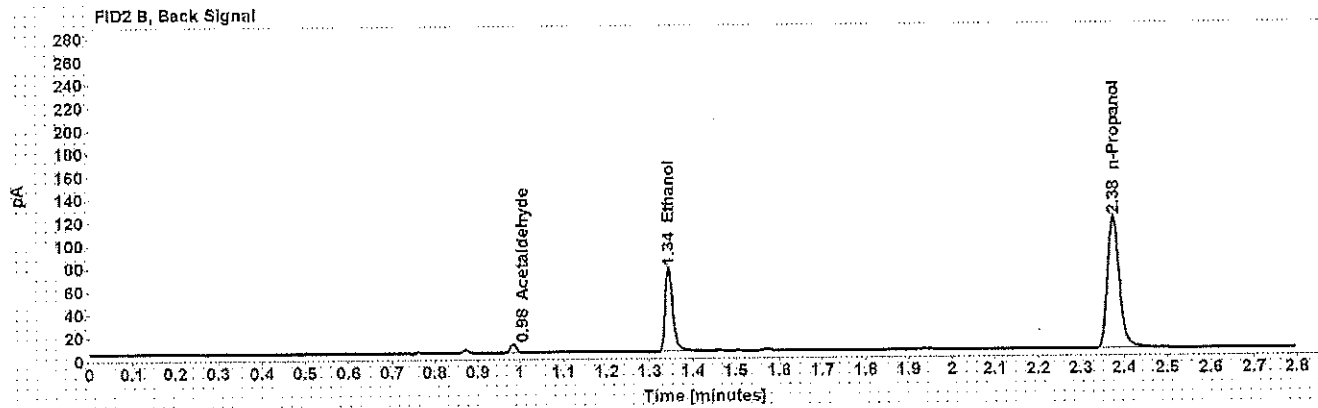
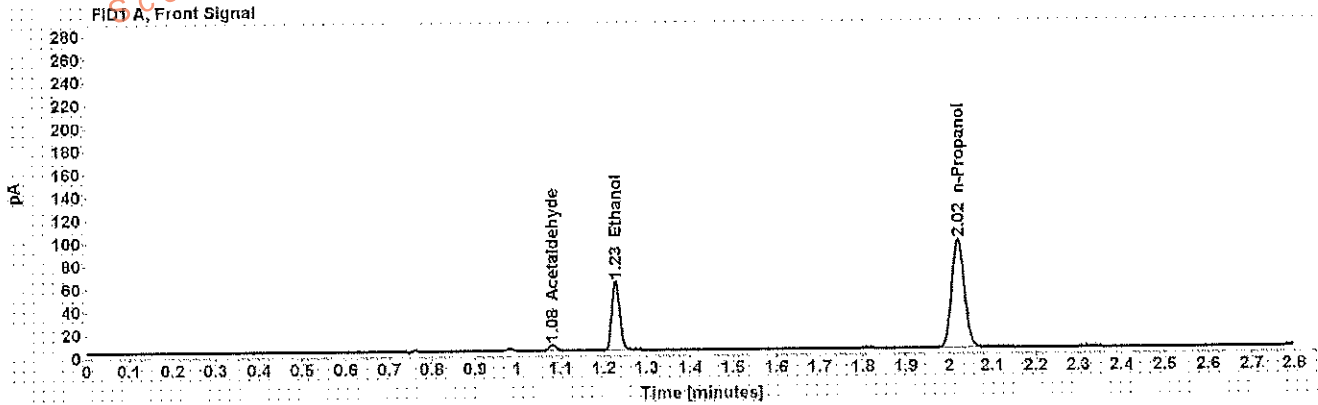


Table 1: FID 1 A (column DB-ALC1)

Compound	Amount (g/100mL)	Time (min)	Peak Area
Acetaldehyde	-----	1.081	5.513
>Ethanol	0.1127	1.228	77.351
n-Propanol	-----	2.020	192.626

Table 2: FID 2 B (column DB-ALC2)

Compound	Time (min)	Peak Area
Acetaldehyde	0.984	6.785
Ethanol	1.344	90.922
n-Propanol	2.375	221.445

## Scottsdale Police Department Crime Lab Volatiles Analysis

Dissemination is restricted to Criminal Justice Agencies and authorized Non-C.J. Agencies ONLY. Secondary dissemination to unauthorized agencies is PROHIBITED. Scottsdale City Prosecutor's Office

Sample:	[REDACTED]	Item number:	1180475
Injection date:	11/14/2017 2:52:44 PM	Vial:	57
Method:	ethanol quant.M	Sequence:	14Nov17
Instrument:	US14173023.CN14160045	Analyst:	Adrian
Data file:	C:\Chem32\11\Data\14Nov17\57.D		

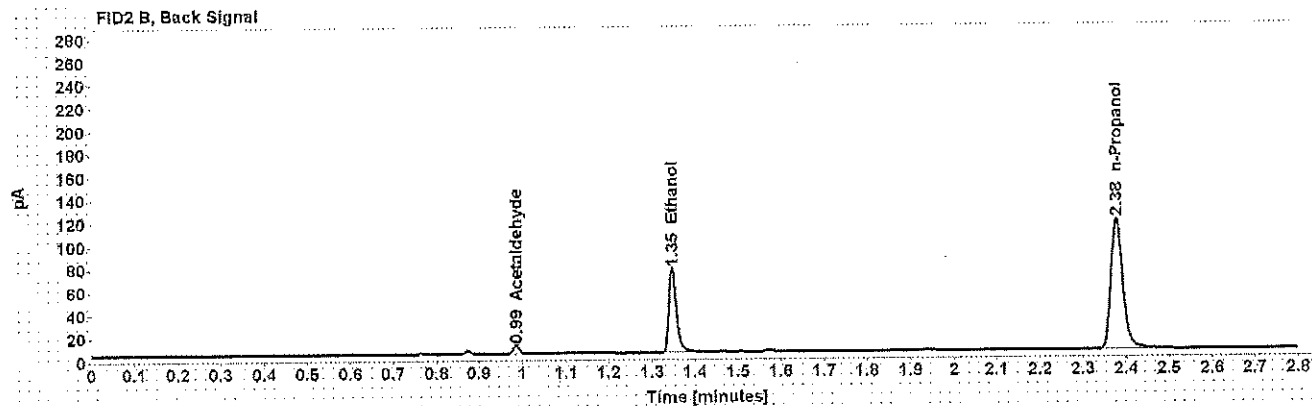
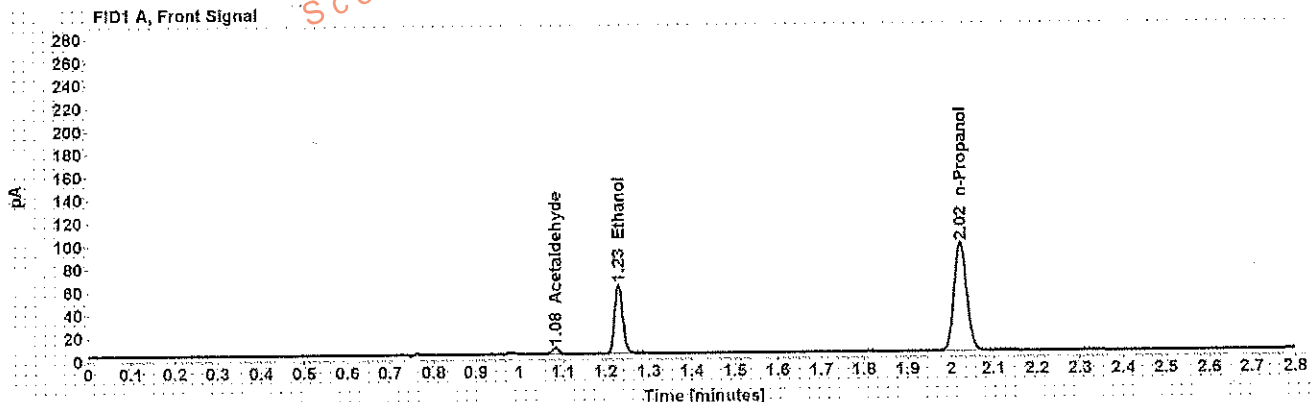


Table 1: FID 1 A (column DB-ALC1)

Compound	Amount (g/100mL)	Time (min)	Peak Area
Acetaldehyde	-----	1.082	5.554
>Ethanol	0.1141	1.230	77.959
n-Propanol	-----	2.022	191.826

Table 2: FID 2 B (column DB-ALC2)

Compound	Time (min)	Peak Area
Acetaldehyde	0.985	6.748
Ethanol	1.347	91.314
n-Propanol	2.378	220.040



## Scottsdale Police Department Crime Lab Volatiles Analysis

Dissemination is restricted to Criminal Justice Agencies and authorized Non-C.J. Agencies ONLY. Secondary dissemination to unauthorized agencies is PROHIBITED.  
Scottsdale City Prosecutor

Sample:	[REDACTED]	Item number:	1179439
Injection date:	11/14/2017 2:56:43 PM	Vial:	58
Method:	ethanol quant.M	Sequence:	14Nov17
Instrument:	US14173023 CN14160045	Analyst:	Adrian
Data file:	C:\Chem3211\Data\14Nov17\58.D		

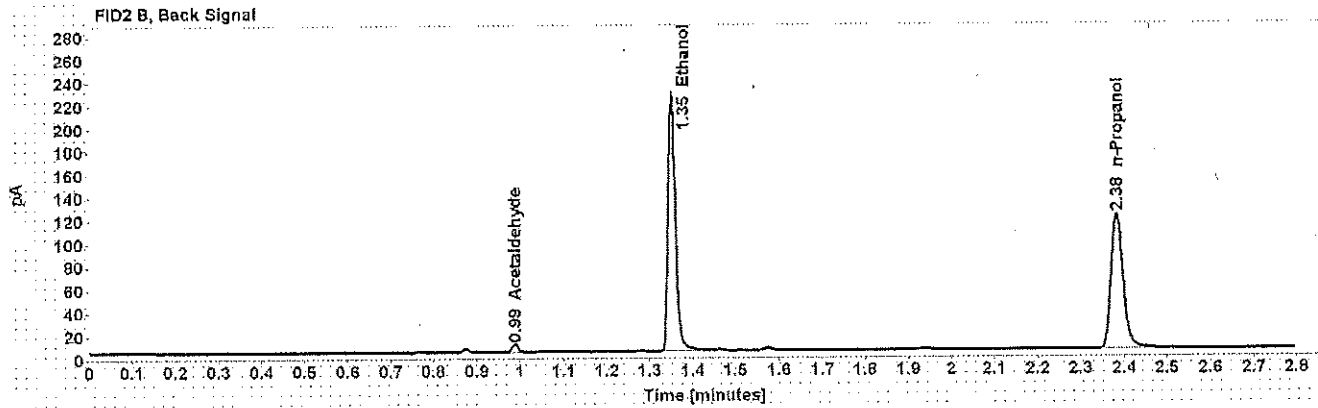
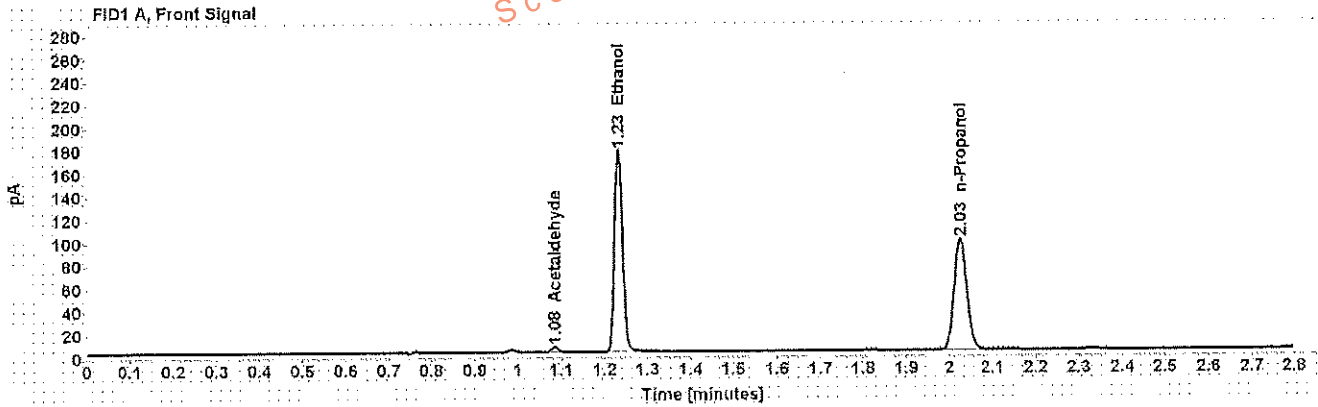


Table 1: FID 1 A (column DB-ALC1)

Compound	Amount (g/100mL)	Time (min)	Peak Area
Acetaldehyde	-----	1.084	4.967
>Ethanol	0.3209	1.233	229.238
n-Propanol	-----	2.026	199.096

Table 2: FID 2 B (column DB-ALC2)

Compound	Time (min)	Peak Area
Acetaldehyde	0.988	6.067
Ethanol	1.352	271.474
n-Propanol	2.383	227.477

## Scottsdale Police Department Crime Lab Volatiles Analysis

Sample: [REDACTED]	Item number: 1179439
Injection date: 11/14/2017 3:00:43 PM	Vial: 59
Method: ethanol quant.M	Sequence: 14Nov17
Instrument: US14173023 CN14160045	Analyst: Adrian
Data file: C:\Chem32\1\Data\14Nov17\59.D	

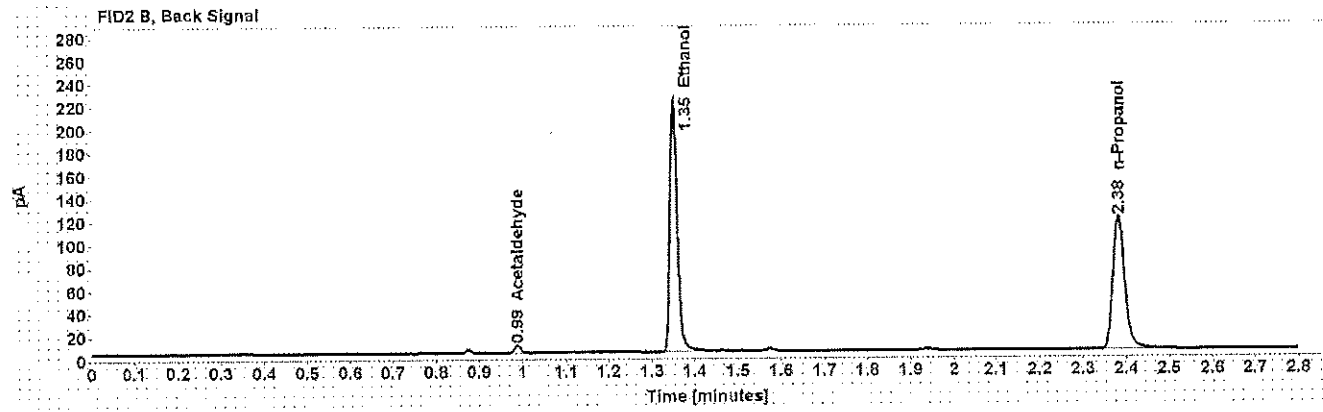
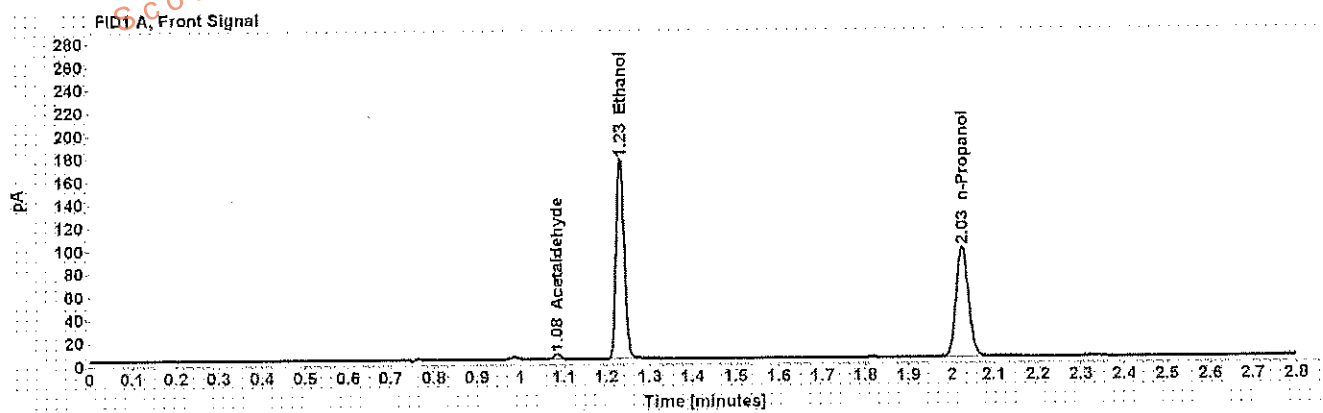


Table 1: FID 1 A (column DB-ALC1)

Compound	Amount (g/100mL)	Time (min)	Peak Area
Acetaldehyde	-----	1.084	4,841
>Ethanol	0.3217	1.232	226,811
n-Propanol	-----	2.025	196,470

Table 2: FID 2 B (column DB-ALC2)

Compound	Time (min)	Peak Area
Acetaldehyde	0.988	5,956
Ethanol	1.351	268,374
n-Propanol	2.382	224,255

## Scottsdale Police Department Crime Lab Volatiles Analysis

Sample:	[REDACTED]	Item number:	1179444
Injection date:	11/14/2017 3:04:43 PM	Vial:	60
Method:	ethanol quant.M	Sequence:	14Nov17
Instrument:	US14173023 CN14160045	Analyst:	Adrian
Data file:	C:\Chem32\11\Data\14Nov17\60.D		

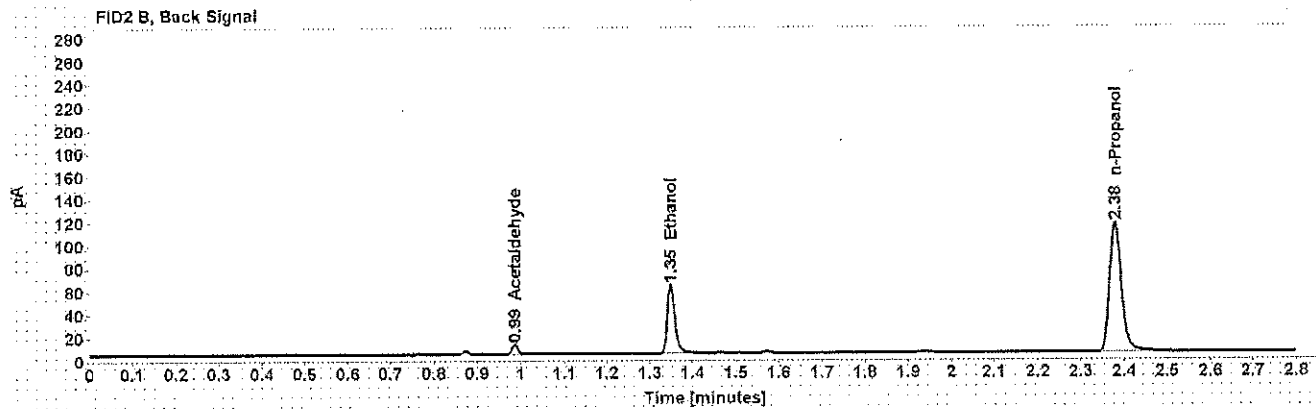
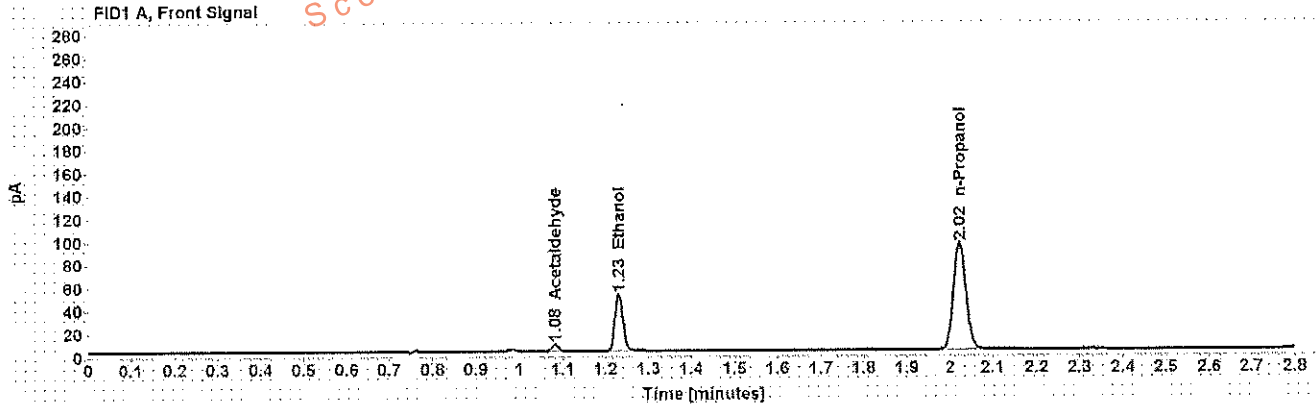


Table 1: FID 1 A (column DB-ALC1)

Compound	Amount (g/100mL)	Time (min)	Peak Area
Acetaldehyde	-----	1.083	6.225
>Ethanol	0.0942	1.231	64.106
n-Propanol	-----	2.023	191.539

Table 2: FID 2 B (column DB-ALC2)

Compound	Time (min)	Peak Area
Acetaldehyde	0.986	7.578
Ethanol	1.349	73.802
n-Propanol	2.379	217.999

## Scottsdale Police Department Crime Lab Volatiles Analysis

Dissemination is restricted to Criminal Justice Agencies and authorized Non-C.J. Agencies ONLY. Secondary dissemination to unauthorized agencies is PROHIBITED.  
Scottsdale City Prosecutor

Sample:	[REDACTED]	Item number:	1179444
Injection date:	11/14/2017 3:08:58 PM	Vial:	61
Method:	ethanol quant.M	Sequence:	14Nov17
Instrument:	US14173023 CN14160045	Analyst:	Adrian
Data file:	C:\Chem32\11\Data\14Nov17\61.D		

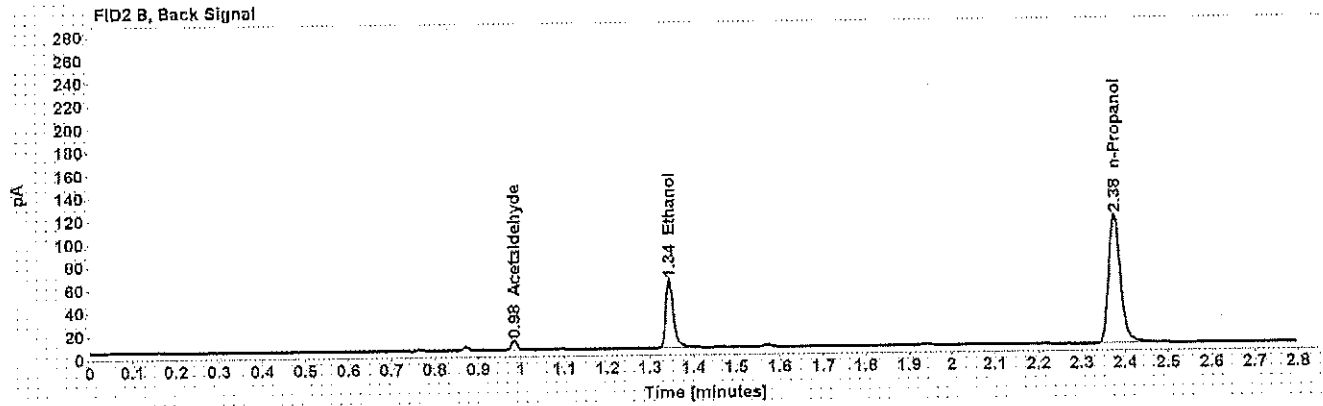
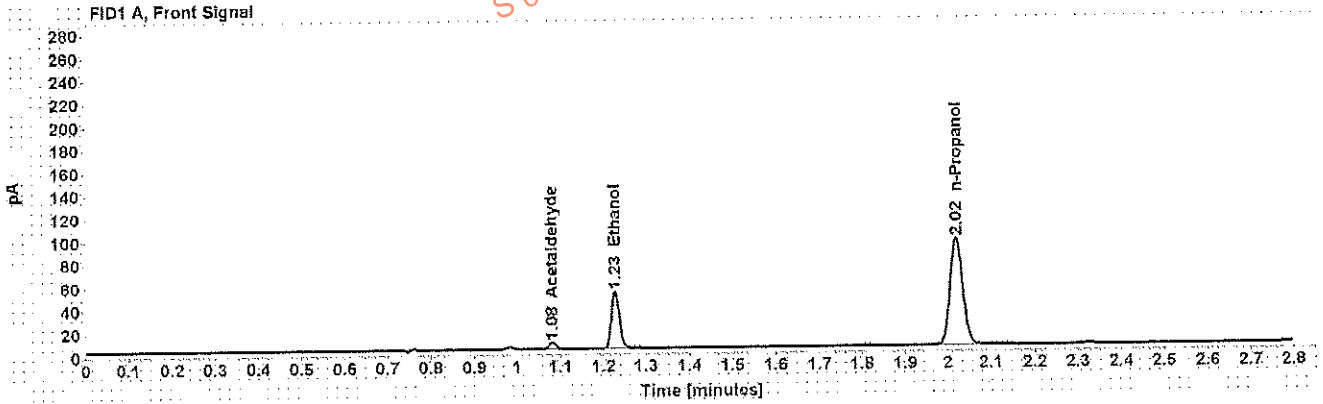


Table 1: FID 1 A (column DB-ALC1)

Compound	Amount (g/100mL)	Time (min)	Peak Area
Acetaldehyde	-----	1.081	6.147
>Ethanol	0.0936	1.228	63.512
n-Propanol	-----	2.020	190.958

Table 2: FID 2 B (column DB-ALC2)

Compound	Time (min)	Peak Area
Acetaldehyde	0.984	7.509
Ethanol	1.345	73.295
n-Propanol	2.376	218.370

Case: [REDACTED] User: wadrian 11/15/2017

# Scottsdale Police Department Crime Lab Volatiles Analysis

Sample: [REDACTED] Item number: 1178363  
Injection date: 11/14/2017 3:12:58 PM Vial: 62  
Method: ethanol quant M Sequence: 14Nov17  
Instrument: US14173023 CN14160045 Analyst: Adrian  
Data file: C:\Chem32\11Data\14Nov17\62.D

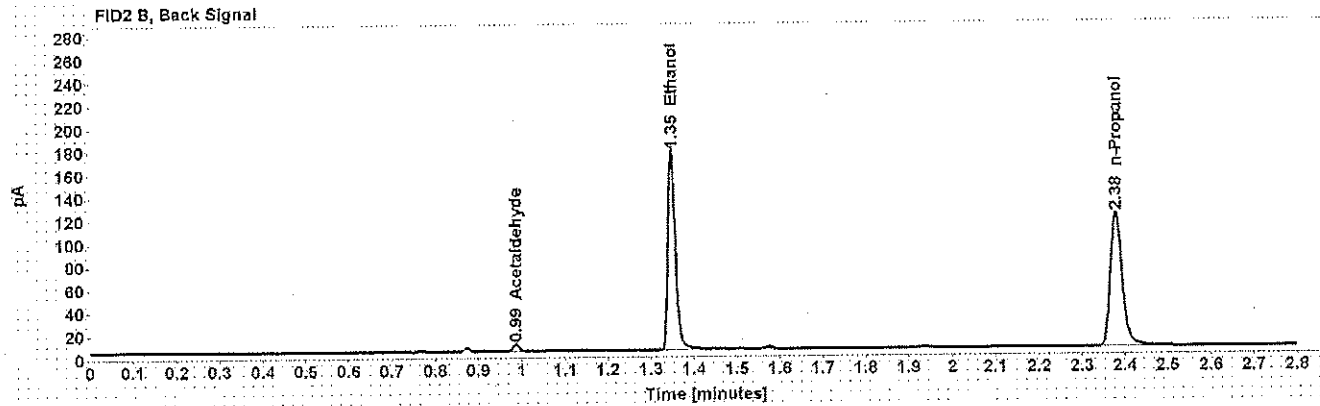
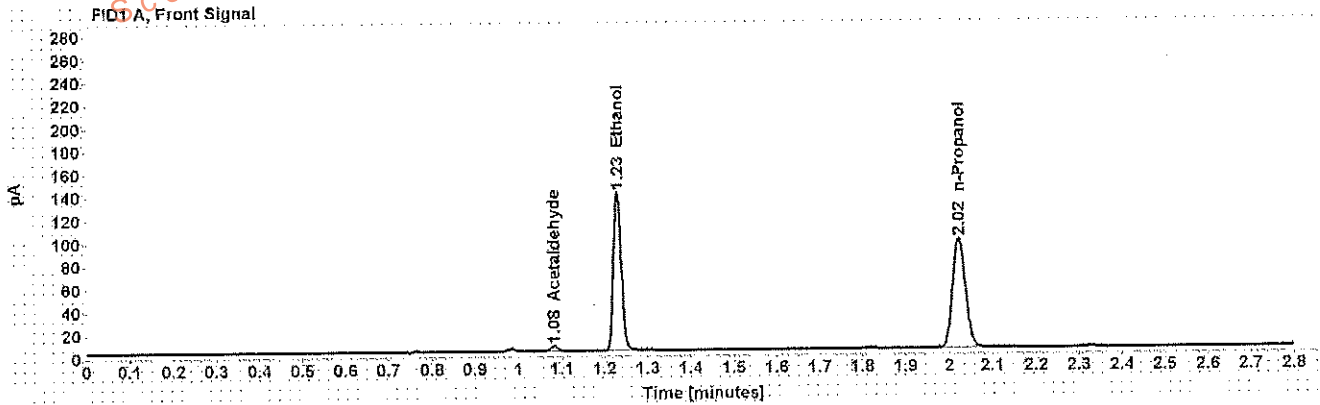


Table 1: FID 1 A (column DB-ALC1)

Compound	Amount (g/100mL)	Time (min)	Peak Area
Acetaldehyde	-----	1.083	4.593
>Ethanol	0.2538	1.230	178.733
n-Propanol	-----	2.023	196.446

Table 2: FID 2 B (column DB-ALC2)

Compound	Time (min)	Peak Area
Acetaldehyde	0.986	5.628
Ethanol	1.348	211.405
n-Propanol	2.380	224.232

## Scottsdale Police Department Crime Lab Volatiles Analysis

Sample: [REDACTED]	Item number: 1178363
Injection date: 11/14/2017 3:16:58 PM	Vial: 63
Method: ethanol quant.M	Sequence: 14Nov17
Instrument: US14173023.CN14160045	Analyst: Adrian
Data file: C:\Chem3211\Data\14Nov17\63.D	

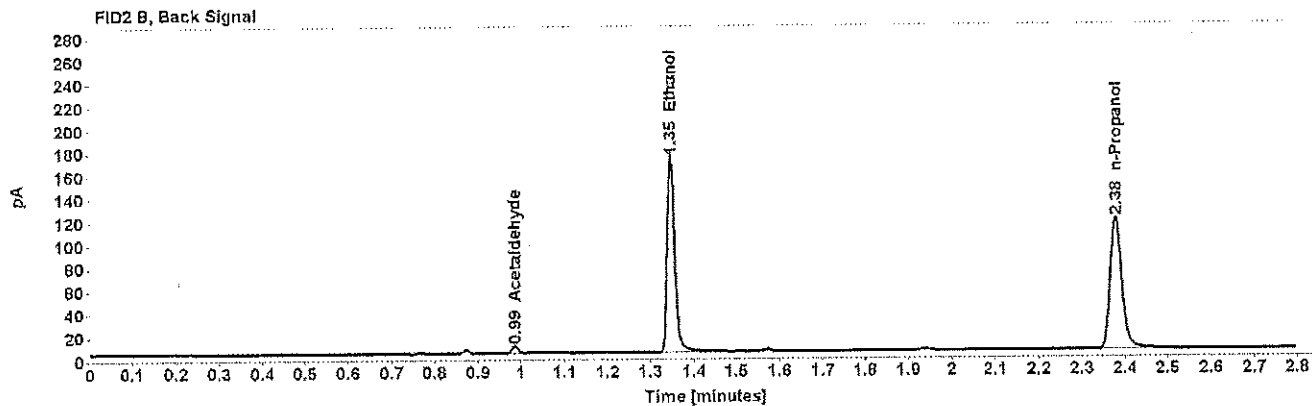
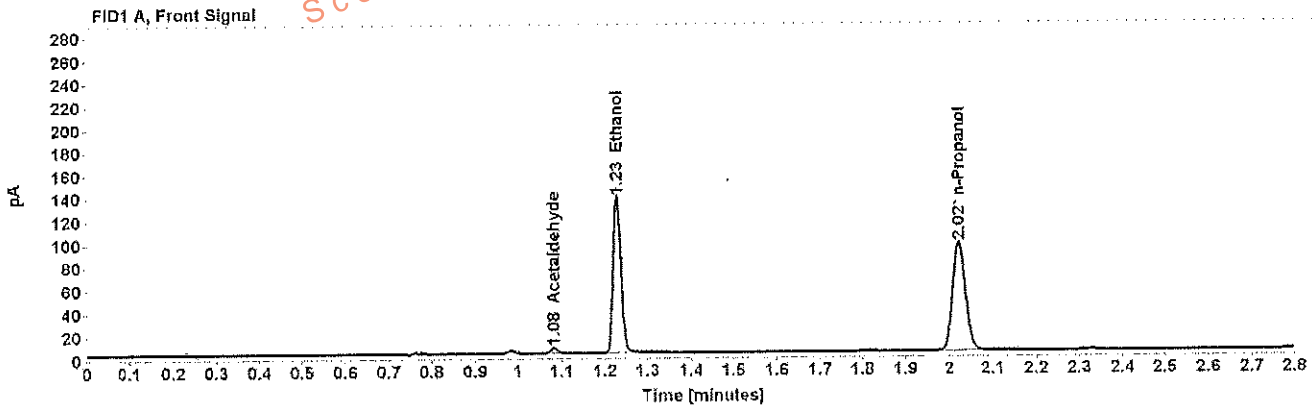


Table 1: FID 1 A (column DB-ALC1)

Compound	Amount (g/100mL)	Time (min)	Peak Area
Acetaldehyde	-----	1.082	4.546
>Ethanol	0.2544	1.229	175.274
n-Propanol	-----	2.022	192.219

Table 2: FID 2 B (column DB-ALC2)

Compound	Time (min)	Peak Area
Acetaldehyde	0.986	5.528
Ethanol	1.347	207.082
n-Propanol	2.378	221.066

## Scottsdale Police Department Crime Lab Volatiles Analysis

Dissemination is restricted to Criminal Justice Agencies and authorized Non-C.J. Agencies ONLY. Secondary dissemination to unauthorized agencies is PROHIBITED. Scottsdale City Prosecutor

<b>Sample:</b>	[REDACTED]	<b>Item number:</b>	1178502
<b>Injection date:</b>	11/14/2017 3:24:58 PM	<b>Vial:</b>	65
<b>Method:</b>	ethanol quant.M	<b>Sequence:</b>	14Nov17
<b>Instrument:</b>	US14173023 CN14160045	<b>Analyst:</b>	Adrian
<b>Data file:</b>	C:\Chem3211\Data\14Nov17\65.D		

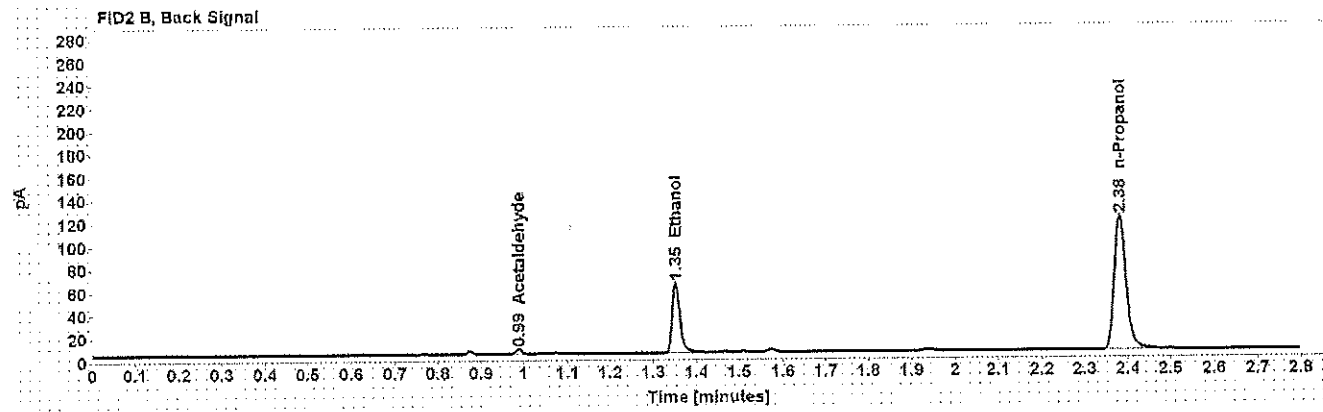
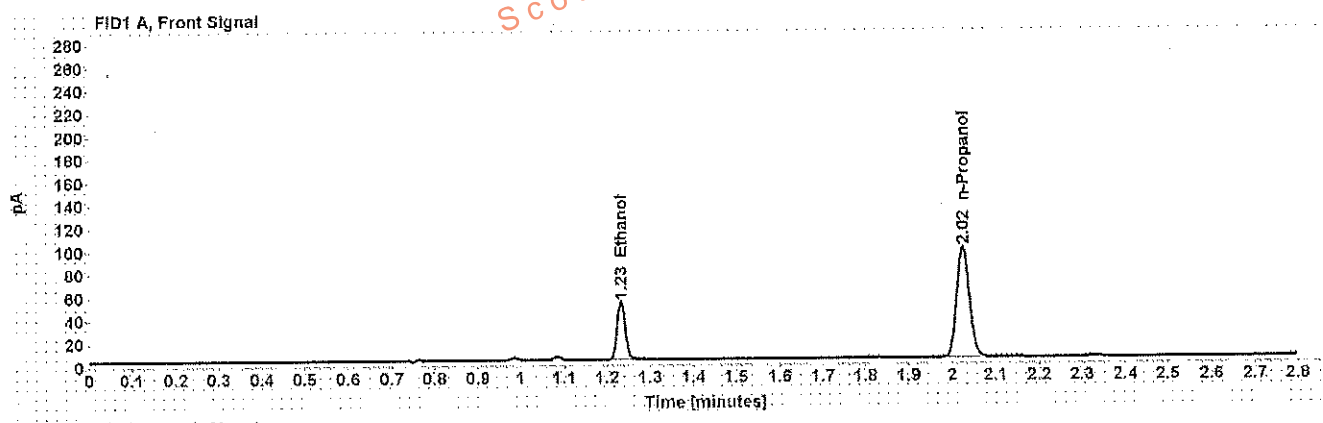


Table 1: FID 1 A (column DB-ALC1)

Compound	Amount (g/100mL)	Time (min)	Peak Area
>Ethanol	0.0942	1.233	65.784
n-Propanol	-----	2.025	196.468

Table 2: FID 2 B (column DB-ALC2)

Compound	Time (min)	Peak Area
Acetaldehyde	0.988	3.929
Ethanol	1.352	77.366
n-Propanol	2.382	225.554

Case: [redacted] User: wadrian 11/15/2017

# Scottsdale Police Department Crime Lab Volatiles Analysis

Sample: [redacted] Item number: 1178502  
Injection date: 11/14/2017 3:28:58 PM Vial: 66  
Method: ethanol quant.M Sequence: 14Nov17  
Instrument: US14173023 CN14160045 Analyst: Adrian  
Data file: C:\Chem3211\Data\14Nov17\66.D

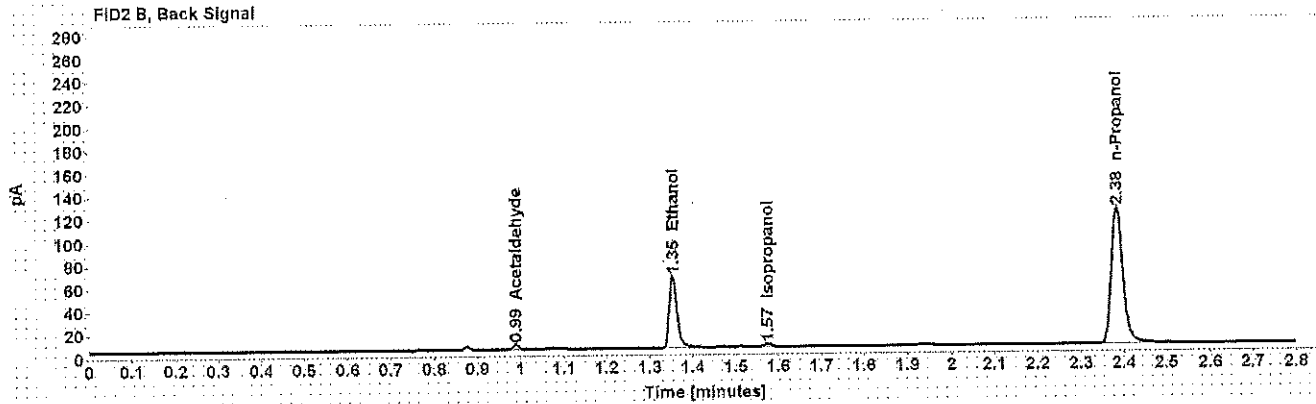
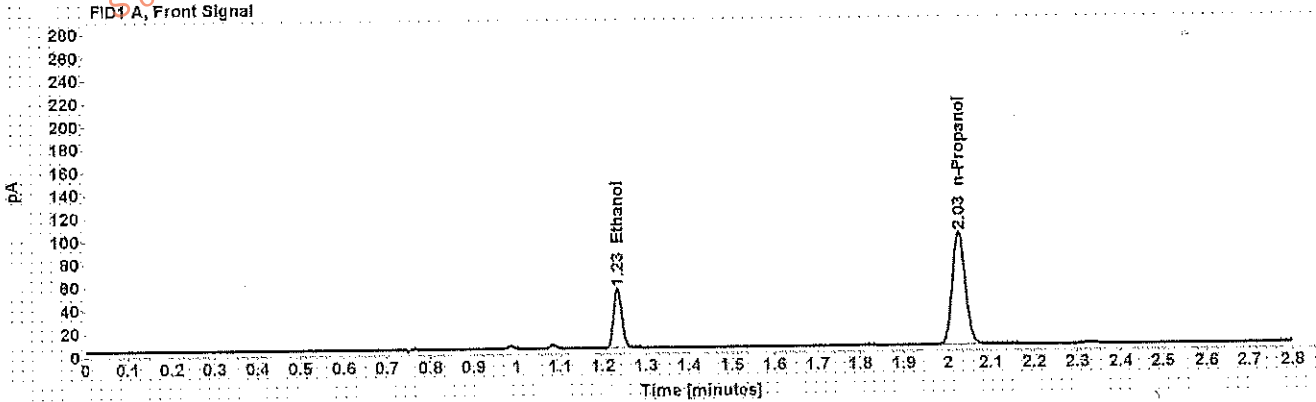


Table 1: FID 1 A (column DB-ALC1)

Compound	Amount (g/100mL)	Time (min)	Peak Area
>Ethanol	0.0943	1.234	67.525
n-Propanol	-----	2.026	201.410

Table 2: FID 2 B (column DB-ALC2)

Compound	Time (min)	Peak Area
Acetaldehyde	0.989	3.963
Ethanol	1.354	79.527
Isopropanol	1.575	3.818
n-Propanol	2.384	229.932



## Scottsdale Police Department Crime Lab Volatiles Analysis

Dissemination is restricted to Criminal Justice Agencies and authorized Non-C.J. Agencies ONLY. Secondary dissemination to unauthorized agencies is PROHIBITED. Scottsdale City Prosecutor's Office

Sample: [REDACTED]	Item number: 1179093
Injection date: 11/14/2017 3:33:14 PM	Vial: 67
Method: ethanol quant.M	Sequence: 14Nov17
Instrument: US14173023.CN14160045	Analyst: Adrian
Data file: C:\Chem3211\Data\14Nov17\67.D	

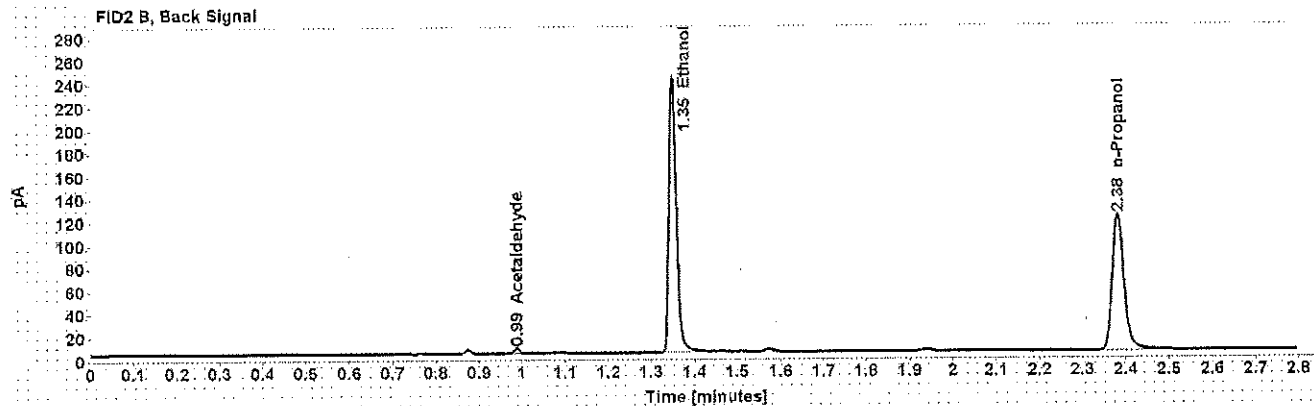
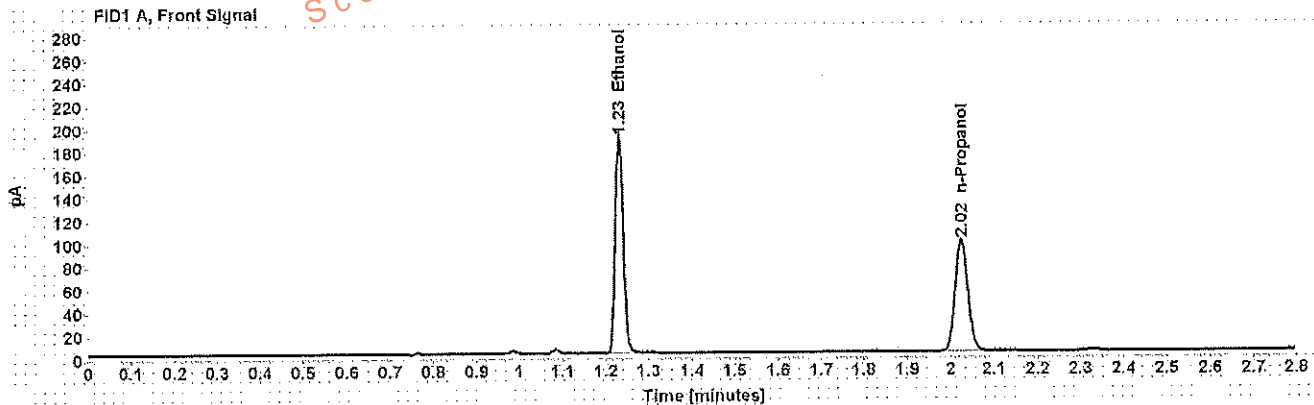


Table 1: FID 1 A (column DB-ALC1)

Compound	Amount (g/100mL)	Time (min)	Peak Area
>Ethanol	0.3433	1.232	245.850
n-Propanol	-----	2.025	199.515

Table 2: FID 2 B (column DB-ALC2)

Compound	Time (min)	Peak Area
Acetaldehyde	0.988	4.008
Ethanol	1.351	290.971
n-Propanol	2.382	228.693

## Scottsdale Police Department Crime Lab Volatiles Analysis

Dissemination is restricted to Criminal Justice Agencies and authorized Non-C.J. Agencies ONLY. Secondary dissemination to unauthorized agencies is PROHIBITED.  
Scottsdale City Prosecutor

Sample:	[REDACTED]	Item number:	1179093
Injection date:	11/14/2017 3:37:14 PM	Vial:	68
Method:	ethanol quant.M	Sequence:	14Nov17
Instrument:	US14173023 CN14160045	Analyst:	Adrian
Data file:	C:\Chem32\1\Data\14Nov17\68.D		

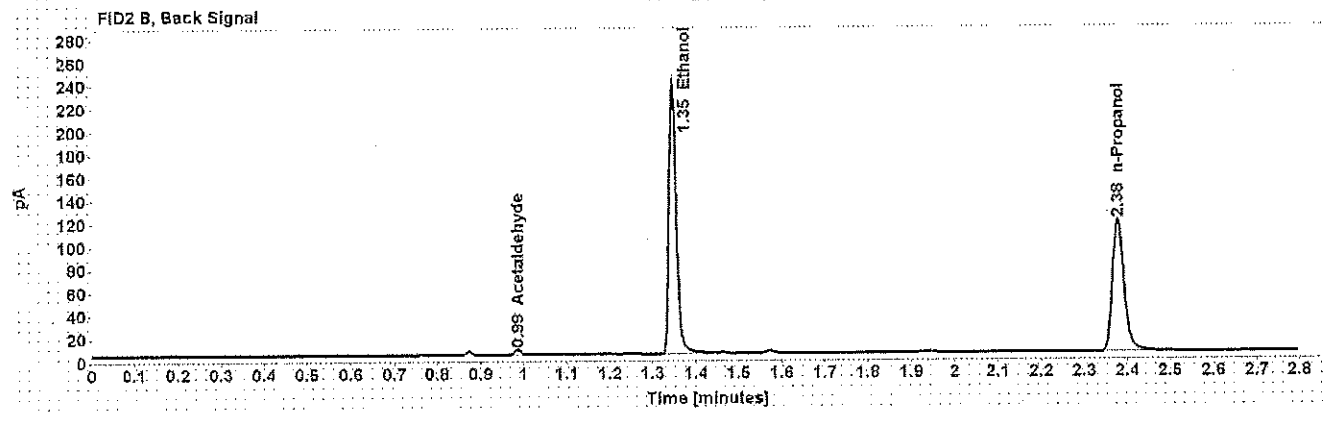
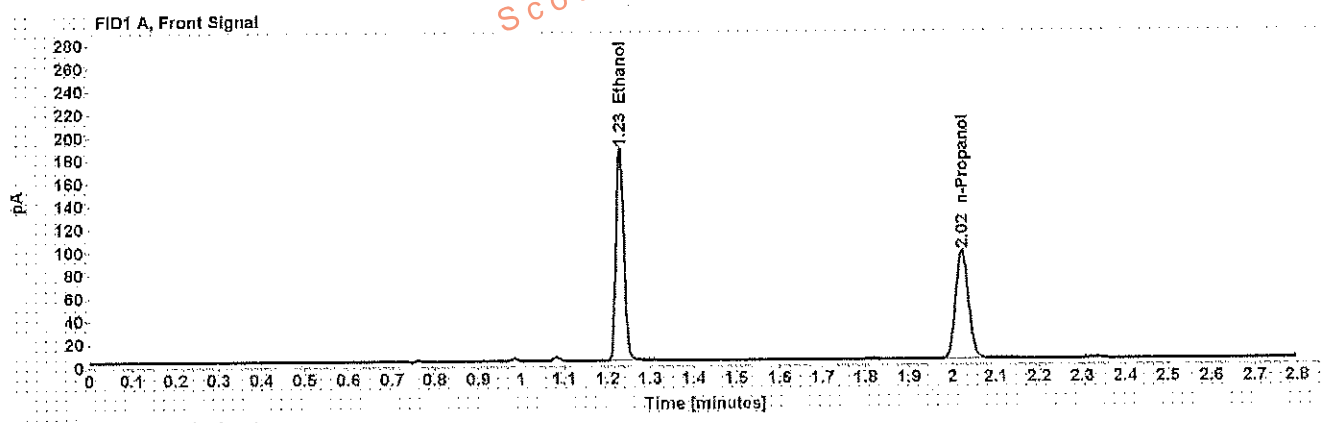


Table 1: FID 1 A (column DB-ALC1)

Compound	Amount (g/100mL)	Time (min)	Peak Area
>Ethanol	0.3431	1.229	238.490
n-Propanol	-----	2.022	193.640

Table 2: FID 2 B (column DB-ALC2)

Compound	Time (min)	Peak Area
Acetaldehyde	0.986	3.988
Ethanol	1.347	282.812
n-Propanol	2.378	221.652

## Scottsdale Police Department Crime Lab Volatiles Analysis

<b>Sample:</b> [REDACTED]	<b>Item number:</b> 1179145
<b>Injection date:</b> 11/14/2017 3:41:13 PM	<b>Vial:</b> 69
<b>Method:</b> ethanol quant M	<b>Sequence:</b> 14Nov17
<b>Instrument:</b> US14173023 CN14160045	<b>Analyst:</b> Adrian
<b>Data file:</b> C:\Chem32\11\Data\14Nov17\69.D	

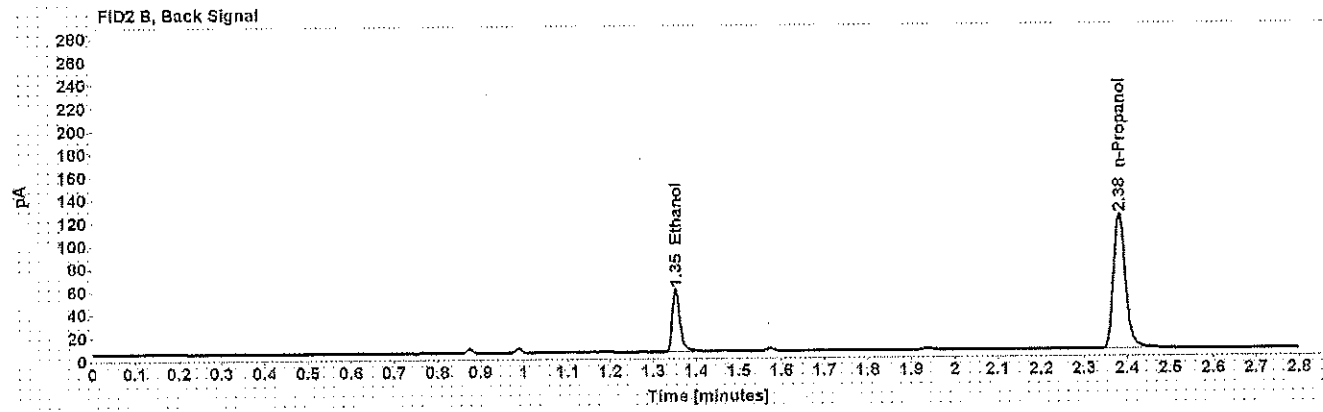
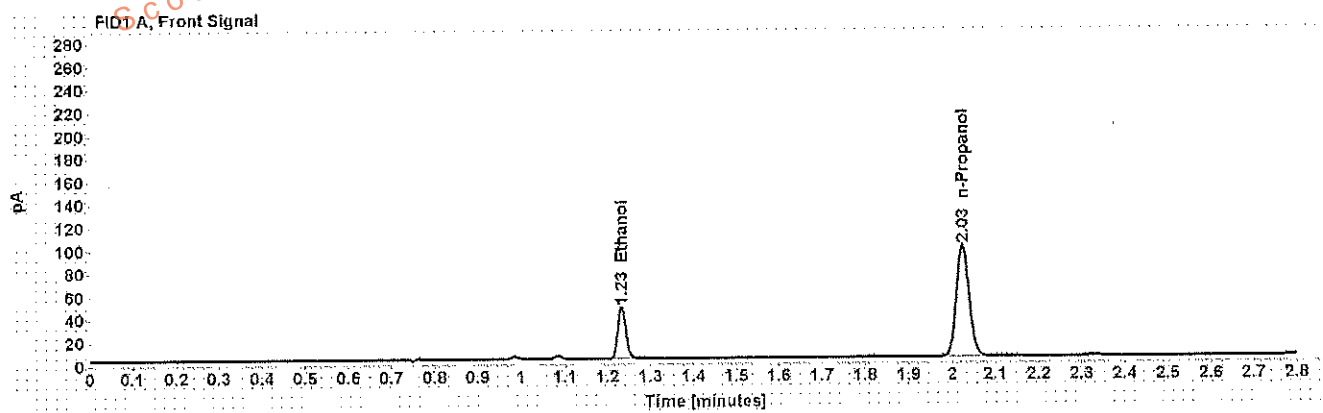


Table 1: FID 1 A (column DB-ALC1)

Compound	Amount (g/100mL)	Time (min)	Peak Area
>Ethanol	0.0831	1.233	58.699
n-Propanol	-----	2.025	199.104

Table 2: FID 2 B (column DB-ALC2)

Compound	Time (min)	Peak Area
Ethanol	1.352	68.938
n-Propanol	2.382	227.536

## Scottsdale Police Department Crime Lab Volatiles Analysis

Dissemination is restricted to Criminal Justice Agencies and authorized Non-C.J. Agencies ONLY. Secondary dissemination to unauthorized agencies is PROHIBITED. Scottsdale City Prosecutor's Office

<b>Sample:</b> [REDACTED]	<b>Item number:</b> 1179145
<b>Injection date:</b> 11/14/2017 3:45:13 PM	<b>Vial:</b> 70
<b>Method:</b> ethanol quant.M	<b>Sequence:</b> 14Nov17
<b>Instrument:</b> US14173023.CN14160045	<b>Analyst:</b> Adrian
<b>Data file:</b> C:\Chem32\1\Data\14Nov17\70.D	

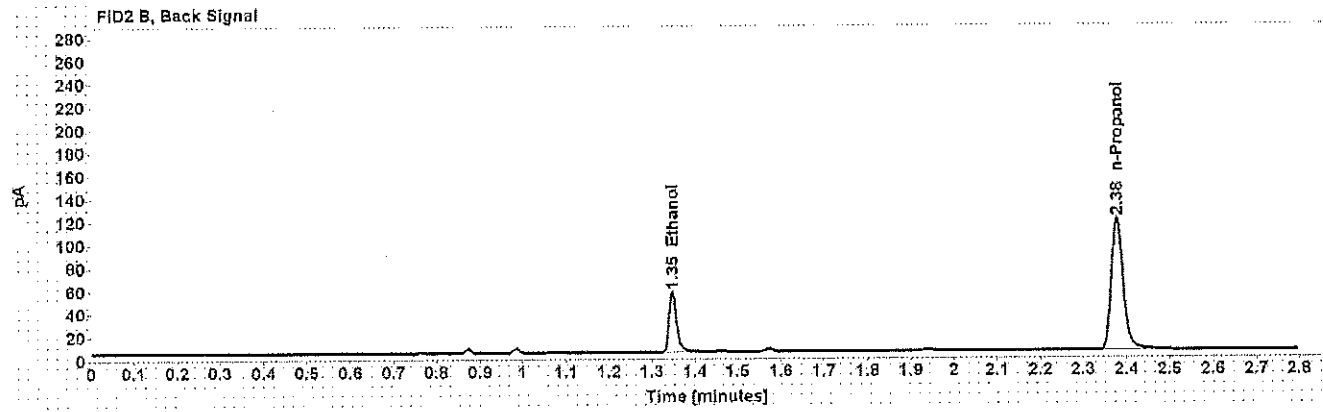
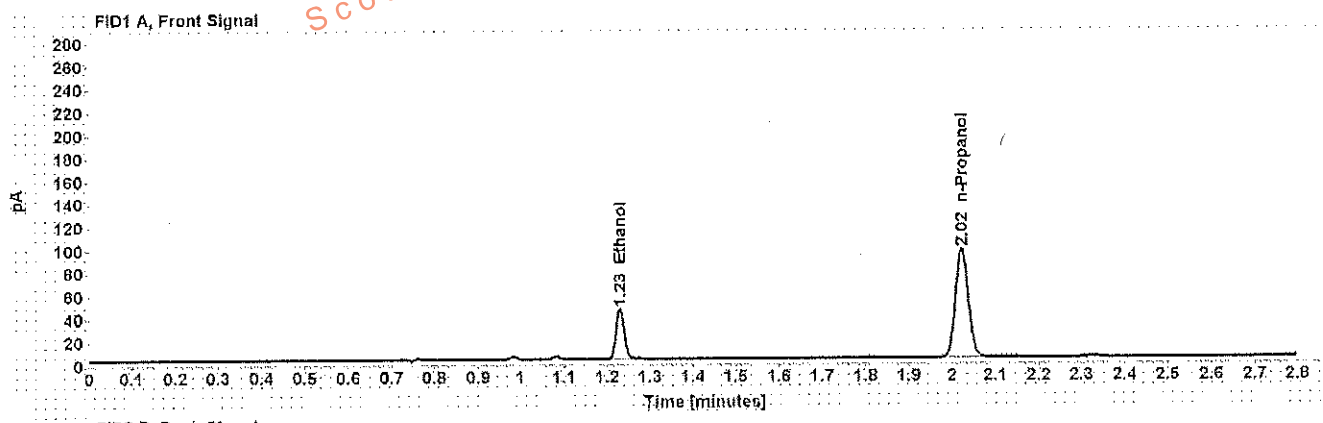


Table 1: FID 1 A (column DB-ALC1)

Compound	Amount (g/100mL)	Time (min)	Peak Area
>Ethanol	0.0824	1.230	56.562
n-Propanol	----	2.022	193.581

Table 2: FID 2 B (column DB-ALC2)

Compound	Time (min)	Peak Area
Ethanol	1.348	66.500
n-Propanol	2.378	221.000

## Scottsdale Police Department Crime Lab Volatiles Analysis

Sample:	[REDACTED]	Item number:	1178893
Injection date:	11/14/2017 3:49:13 PM	Vial:	71
Method:	ethanol quant.M	Sequence:	14Nov17
Instrument:	US14173023 CN14160045	Analyst:	Adrian
Data file:	C:\Chem32\1\Data\14Nov17\1.D		

Dissemination is restricted to Criminal Justice Agencies and authorized Non-C.J. Agencies ONLY. Secondary dissemination to unauthorized agencies is PROHIBITED.  
Scottsdale City Prosecutor

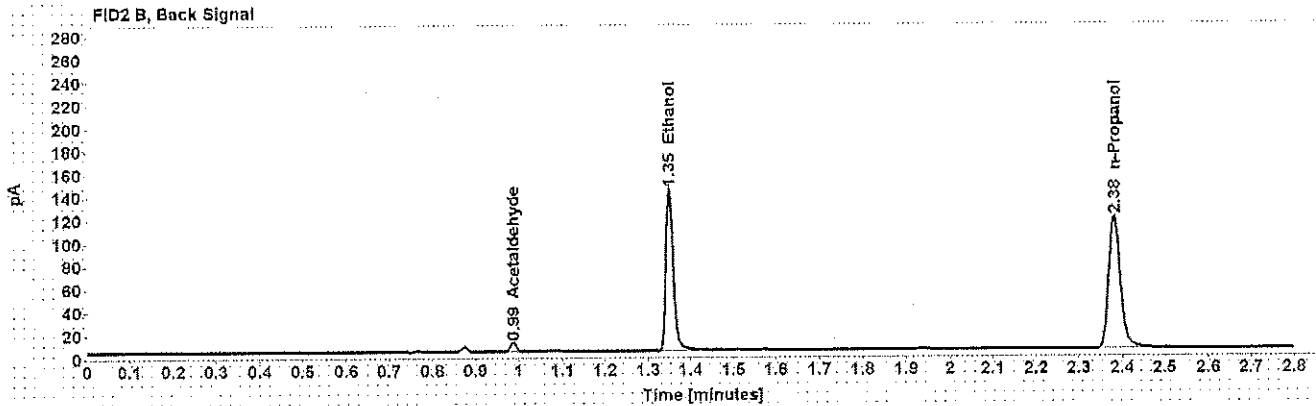
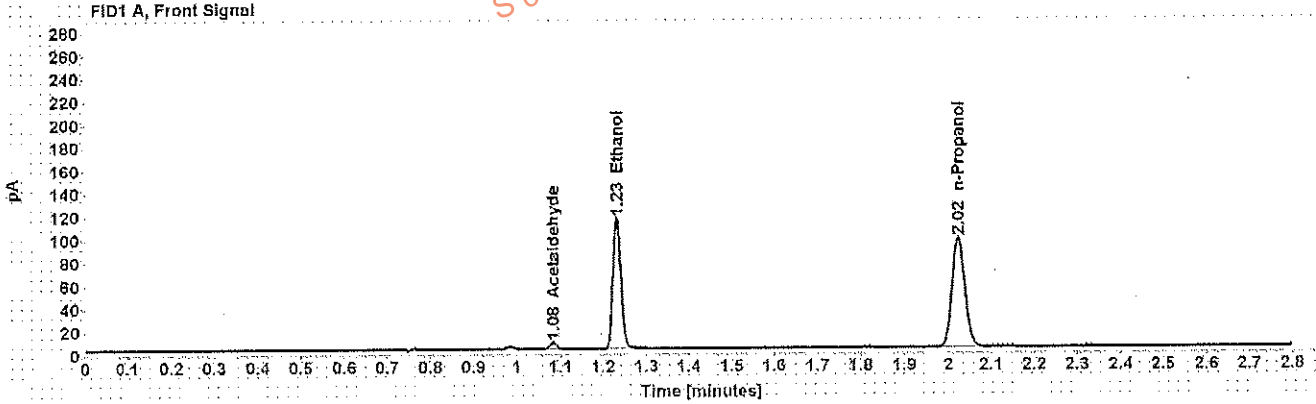


Table 1: FID 1 A (column DB-ALC1)

Compound	Amount (g/100mL)	Time (min)	Peak Area
Acetaldehyde	-----	1.084	5.686
>Ethanol	0.2122	1.232	147.712
n-Propanol	-----	2.024	194.412

Table 2: FID 2 B (column DB-ALC2)

Compound	Time (min)	Peak Area
Acetaldehyde	0.987	6.992
Ethanol	1.350	174.478
n-Propanol	2.381	223.433

## Scottsdale Police Department Crime Lab Volatiles Analysis

<b>Sample:</b> [REDACTED]	<b>Item number:</b> 1178893
<b>Injection date:</b> 11/14/2017 3:53:13 PM	<b>Vial:</b> 72
<b>Method:</b> ethanol quant M	<b>Sequence:</b> 14Nov17
<b>Instrument:</b> BS14173023 CN14160045	<b>Analyst:</b> Adrian
<b>Data file:</b> C:\Chem32\11\Data\14Nov17\72.D	

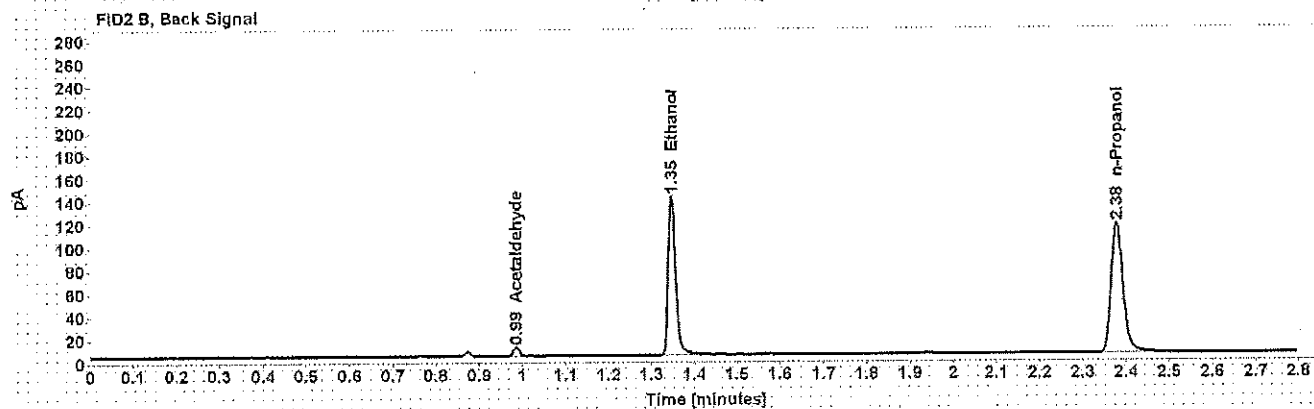
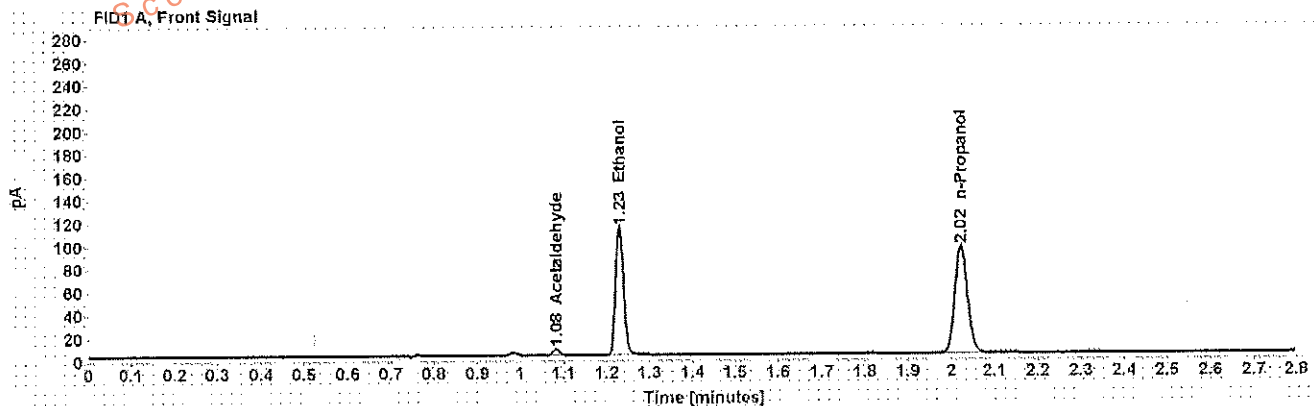


Table 1: FID 1 A (column DB-ALC1)

Compound	Amount (g/100mL)	Time (min)	Peak Area
Acetaldehyde	-----	1.082	5.671
>Ethanol	0.2109	1.230	143.763
n-Propanol	-----	2.023	190.369

Table 2: FID 2 B (column DB-ALC2)

Compound	Time (min)	Peak Area
Acetaldehyde	0.986	6.973
Ethanol	1.348	169.955
n-Propanol	2.379	218.835

## Scottsdale Police Department Crime Lab Volatiles Analysis

<b>Sample:</b> [REDACTED]	<b>Item number:</b> 1179441
<b>Injection date:</b> 11/14/2017 3:57:29 PM	<b>Vial:</b> 73
<b>Method:</b> ethanol quant.M	<b>Sequence:</b> 14Nov17
<b>Instrument:</b> US14173023.CN14160045	<b>Analyst:</b> Adrian
<b>Data file:</b> C:\Chem32\1\Data\14Nov17\73.D	

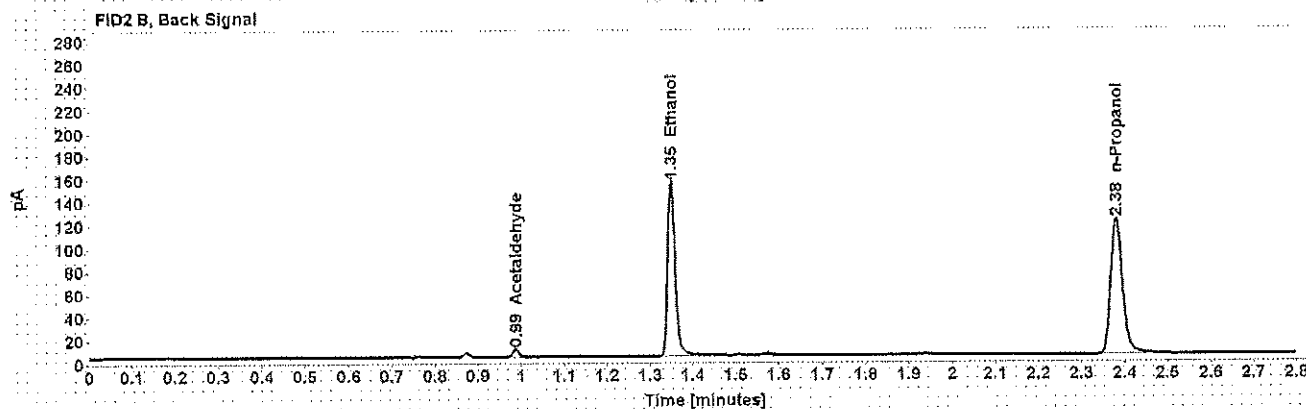
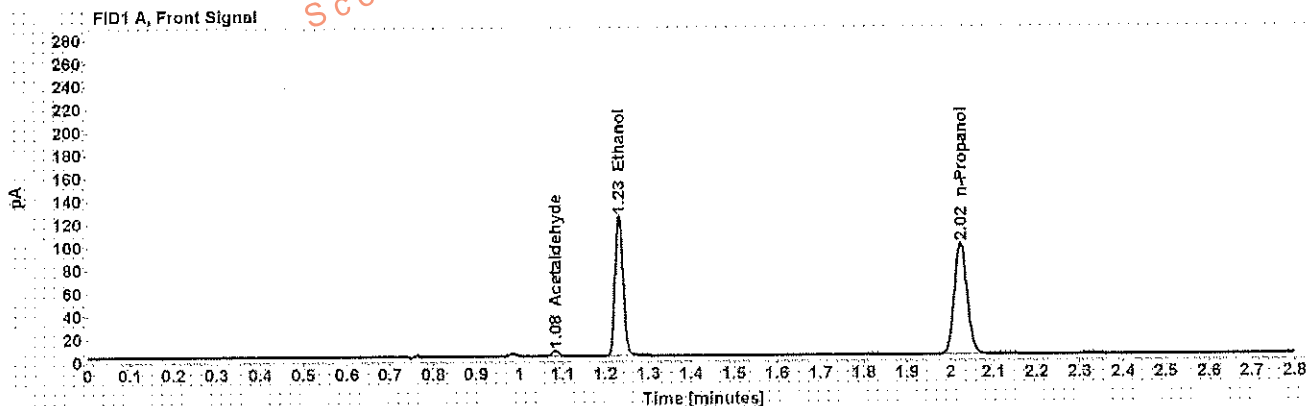


Table 1: FID 1 A (column DB-ALC1)

Compound	Amount (g/100mL)	Time (min)	Peak Area
Acetaldehyde	-----	1.083	4.938
>Ethanol	0.2235	1.231	157.947
n-Propanol	-----	2.024	197.321

Table 2: FID 2 B (column DB-ALC2)

Compound	Time (min)	Peak Area
Acetaldehyde	0.987	6.103
Ethanol	1.350	186.702
n-Propanol	2.381	227.627

## Scottsdale Police Department Crime Lab Volatiles Analysis

Dissemination is restricted to Criminal Justice Agencies and authorized Non-C.J. Agencies ONLY. Secondary dissemination to unauthorized agencies is PROHIBITED.  
Scottsdale City Prosecutor

Sample:	[REDACTED]	Item number:	1179441
Injection date:	11/14/2017 4:01:28 PM	Vial:	74
Method:	ethanol quant.M	Sequence:	14Nov17
Instrument:	US14173023 CN14160045	Analyst:	Adrian
Data file:	C:\Chem3211\Data\14Nov17\174.D		

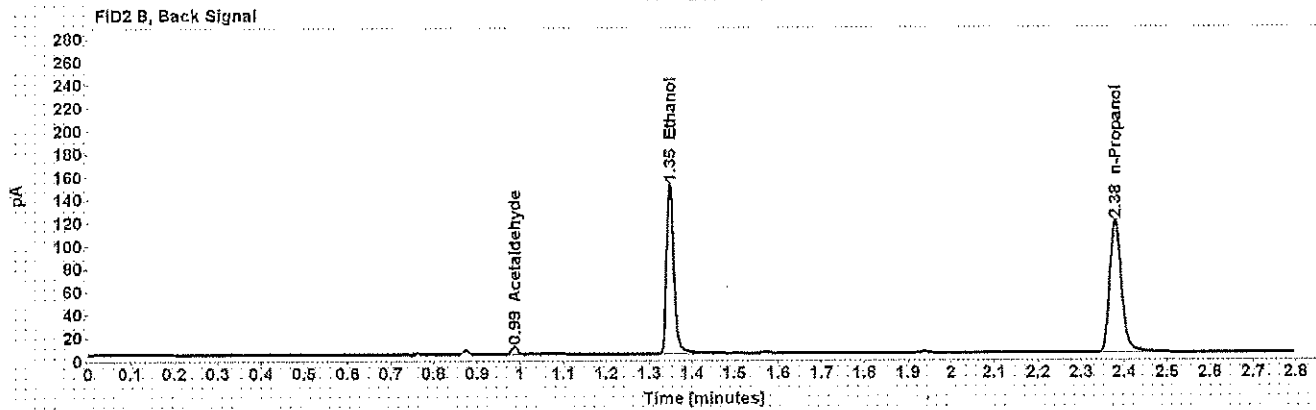
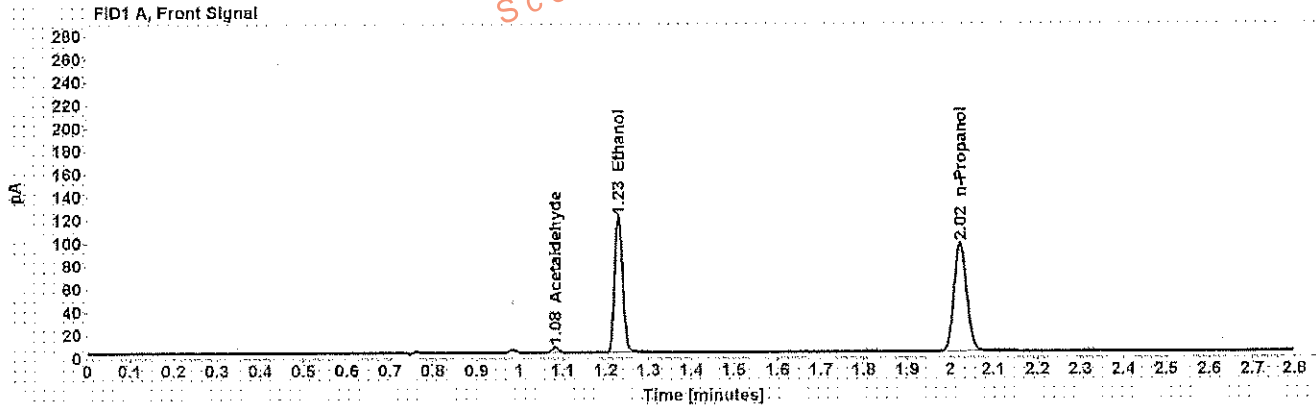


Table 1: FID 1 A (column DB-ALC1)

Compound	Amount (g/100mL)	Time (min)	Peak Area
Acetaldehyde	-----	1.083	4.944
>Ethanol	0.2216	1.230	153.153
n-Propanol	-----	2.023	192.903

Table 2: FID 2 B (column DB-ALC2)

Compound	Time (min)	Peak Area
Acetaldehyde	0.986	6.069
Ethanol	1.348	180.910
n-Propanol	2.379	222.142



## Scottsdale Police Department Crime Lab Volatiles Analysis

Sample: [REDACTED]	Item number: 1159560
Injection date: 11/14/2017 4:09:28 PM	Vial: 76
Method: ethanol quant M	Sequence: 14Nov17
Instrument: US14173023 CN14160045	Analyst: Adrian
Data file: C:\Chem3211\Data\14Nov17\76.D	

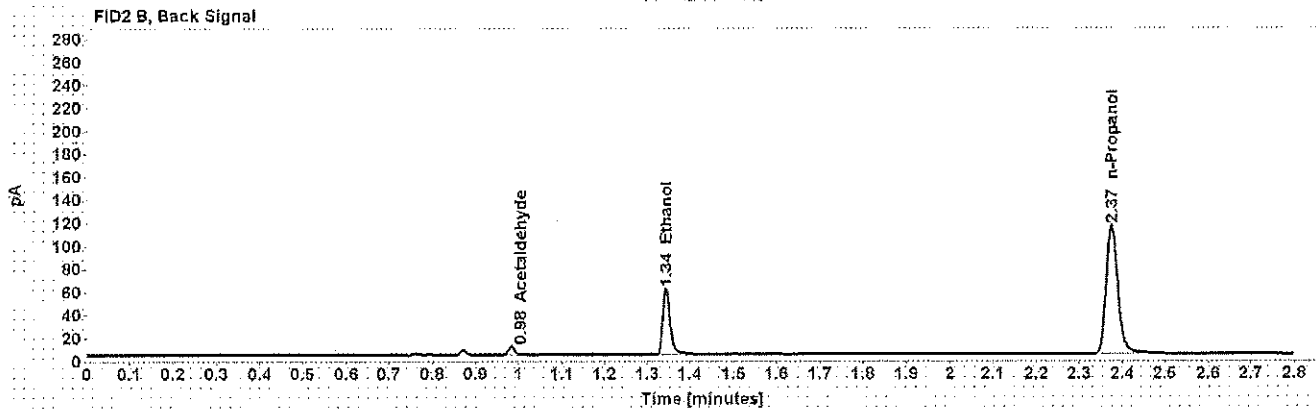
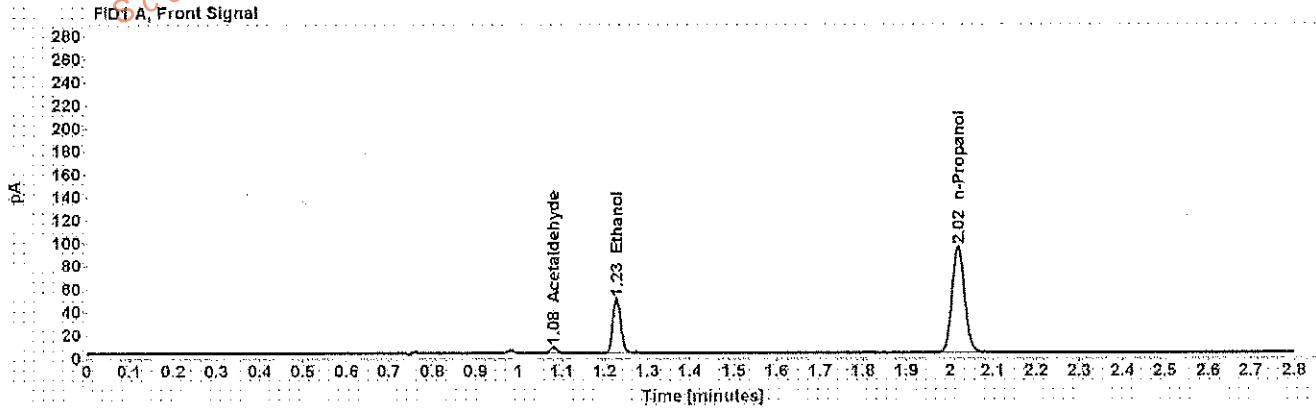


Table 1: FID 1 A (column DB-ALC1)

Compound	Amount (g/100mL)	Time (min)	Peak Area
Acetaldehyde	-----	1.081	5.402
>Ethanol	0.0918	1.228	61.537
n-Propanol	-----	2.020	188.676

Table 2: FID 2 B (column DB-ALC2)

Compound	Time (min)	Peak Area
Acetaldehyde	0.984	6.645
Ethanol	1.344	70.957
n-Propanol	2.375	216.466

## Scottsdale Police Department Crime Lab Volatiles Analysis

Dissemination is restricted to Criminal Justice Agencies and authorized Non-C.J. Agencies ONLY. Secondary dissemination to unauthorized agencies is PROHIBITED.  
 Scottsdale City Prosecutor's Office

<b>Sample:</b> [REDACTED]	<b>Item number:</b> 1159560
<b>Injection date:</b> 11/14/2017 4:13:28 PM	<b>Vial:</b> 77
<b>Method:</b> ethanol quant.M	<b>Sequence:</b> 14Nov17
<b>Instrument:</b> US14173023.CN14160045	<b>Analyst:</b> Adrian
<b>Data file:</b> C:\Chem32\1\Data\14Nov17\77.D	

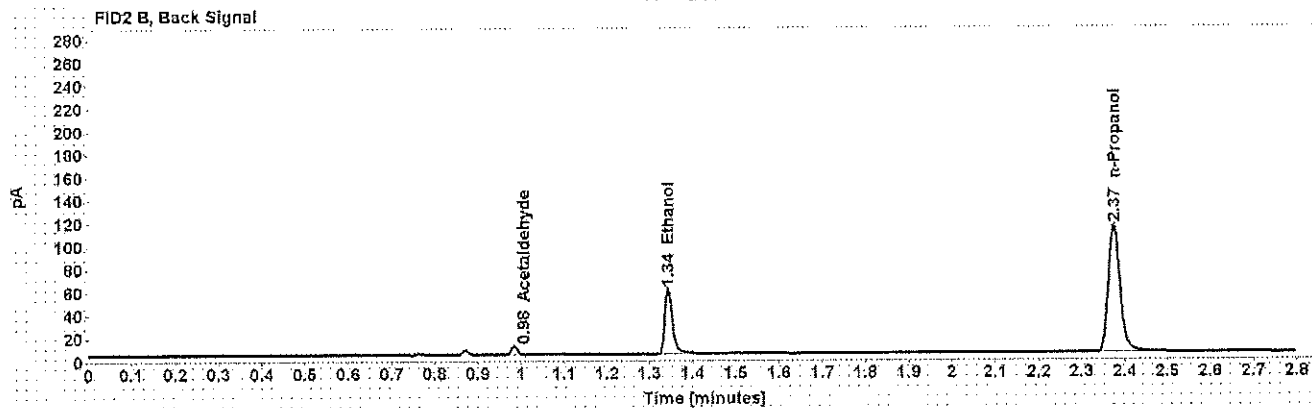
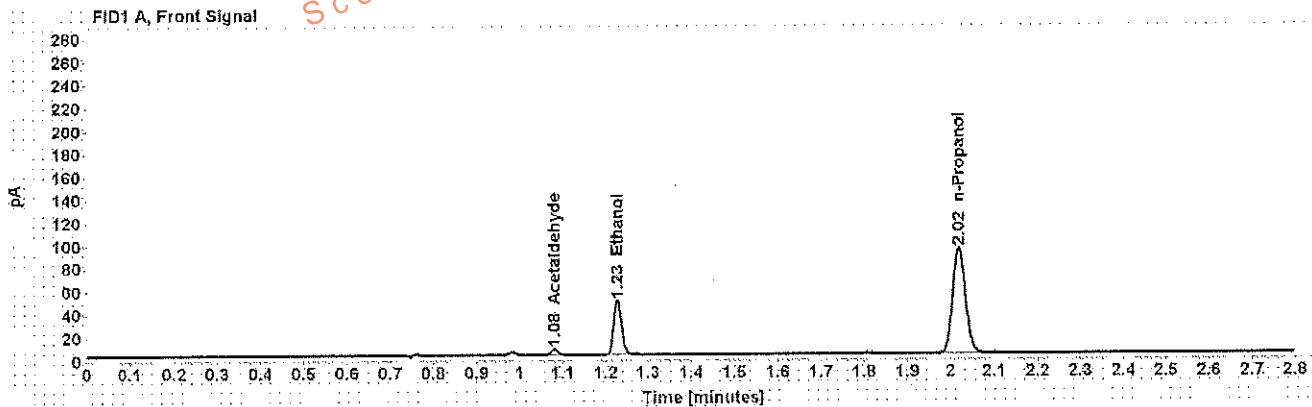


Table 1: FID 1 A (column DB-ALC1)

Compound	Amount (g/100mL)	Time (min)	Peak Area
Acetaldehyde	-----	1.081	5.508
>Ethanol	0.0915	1.228	60.903
n-Propanol	-----	2.020	187.295

Table 2: FID 2 B (column DB-ALC2)

Compound	Time (min)	Peak Area
Acetaldehyde	0.984	6.765
Ethanol	1.344	69.734
n-Propanol	2.375	214.572