

SCOTTSDALE POLICE DEPARTMENT CRIME LABORATORY BLOOD ALCOHOL FACE SHEET

ANALYSIS DATE 04/17/17 SEQUENCE NAME 17Apr17

EQUIPMENT

Pipettor Hamilton ML600EH7497 Hamilton ML600GJ10749
 Gas Chromatograph Agilent US14173023

INSTRUMENT CALIBRATION

Vial 1 0.02 calibrator Lot FN03241604 Coefficient of determination (r^2)
 Vial 2 0.10 calibrator Lot FN06181501 1.00000
 Vial 3 0.20 calibrator Lot FN07201502
 Vial 4 0.40 calibrator Lot FN11191402

CALIBRATION VERIFICATION AND RESOLUTION TEST

Vial	Sample	Expected result	Measured result	Manufacturer/lot
5	Blank	Not detected	Not detected	SPD lab 012517
6	Volatiles mixture	6 compounds	6 compounds	SPD lab 020917 WLA
7	Aqueous control	0.400 g/dL	0.400 g/dL	Lipomed 08012015-C
8	Aqueous control	0.040 g/dL	0.039 g/dL	Lipomed 09022015-A
9	Blood control	0.200 g/dL	0.200 g/dL	ACQ 407041529/3
20	Aqueous control	0.080 g/dL	0.080 g/dL	Lipomed 28082014-B
31	Aqueous control	0.150 g/dL	0.151 g/dL	Lipomed 09022015-C
42	Blood control	0.200 g/dL	0.200 g/dL	ACQ 407041529/3
53	Aqueous control	0.080 g/dL	0.080 g/dL	Lipomed 28082014-B
62	Aqueous control	0.400 g/dL	0.407 g/dL	Lipomed 08012015-C
63	Aqueous control	0.040 g/dL	0.040 g/dL	Lipomed 09022015-A
64	Blood control	0.200 g/dL	0.203 g/dL	ACQ 407041529/3
65	Blank	Not detected	Not detected	SPD lab 012517

SUBJECT SAMPLES

Subjects in the sequence 24 Subjects requiring reanalysis 0

ADDITIONAL NOTES: All testing proceeded as expected.

Run valid Run invalid KOSECKI 4/17/17 AK Analyst
 Run valid Run invalid Renee Ayala Technical Reviewer

Scottsdale Police Department Crime Laboratory Sequence Quality Assurance Summary

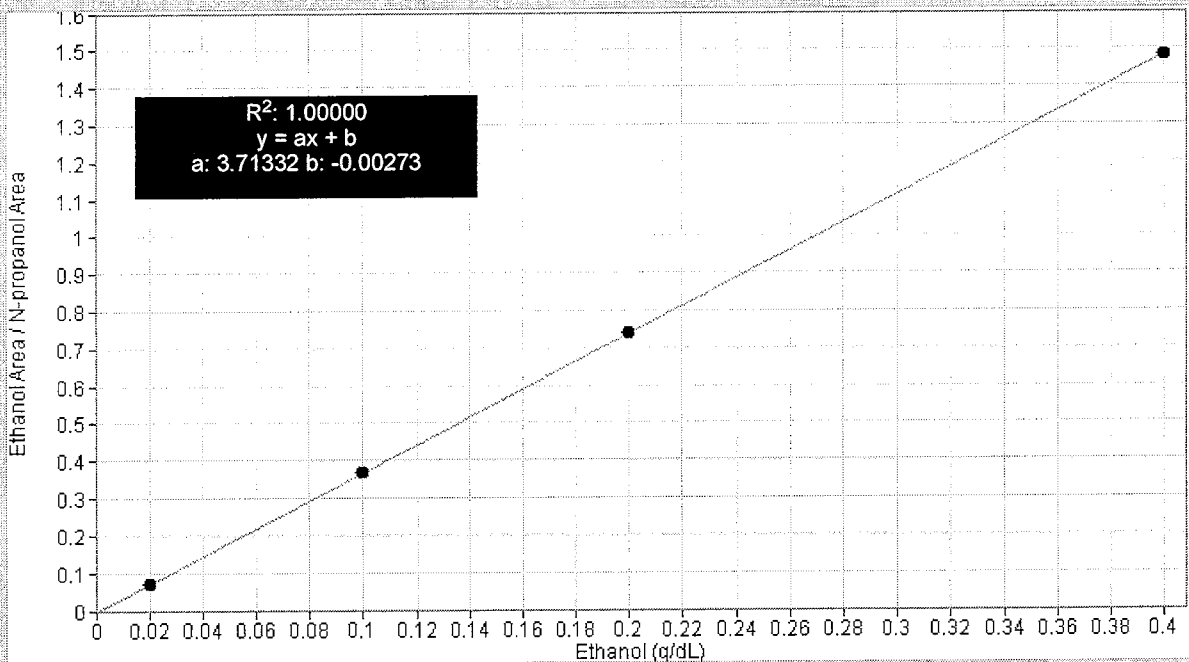
SEQUENCE NAME: 17Apr17

ANALYST: Kosecki *AK*

Sample Name	Vial	Measured Value (g/dL)	Expected Value (g/dL)	Percent Difference	Absolute Difference (g/dL)
blank 012517	5	negative	negative	-	-
0.400 Lipomed 08012015-C	7	0.400	0.400	0.00	0.000
0.040 Lipomed 09022015-A	8	0.039	0.040	2.50	-0.001
0.20 ACQ 407041529/3	9	0.200	0.200	0.00	0.000
0.080 Lipomed 28082014-B	20	0.080	0.080	0.00	0.000
0.150 Lipomed 09022015-C	31	0.151	0.150	0.67	0.001
0.20 ACQ 407041529/3	42	0.200	0.200	0.00	0.000
0.080 Lipomed 28082014-B	53	0.080	0.080	0.00	0.000
0.40 Lipomed 08012015-C	62	0.407	0.400	1.75	0.007
0.04 Lipomed 09022015-A	63	0.040	0.040	0.00	0.000
0.20 ACQ 407041529/3	64	0.203	0.200	1.50	0.003
blank 012517	65	negative	negative	-	-

Calibrator	Ethanol Area	N-propanol Area	Ratio
0.020	11.569	160.354	0.072
0.100	58.631	158.931	0.369
0.200	117.691	159.403	0.738
0.400	235.518	158.780	1.483

Calibration Line



Scottsdale Police Department Crime Lab Volatiles Analysis

Sample: 0.020 Cerilliant FN03241604	Item number:
Injection date: 4/17/2017 12:39:39 PM	Vial: 1
Method: ethanol quant.M	Sequence: 17Apr17
Instrument: US14173023 CN14160045	Analyst: Kosecki <i>K</i>
Data file: C:\Chem32\1\Data\17Apr17\1.D	

Dissemination is restricted to Criminal Justice Agencies only. Any further dissemination to unauthorized agencies is PROHIBITED. Scottsdale City Prosecutor

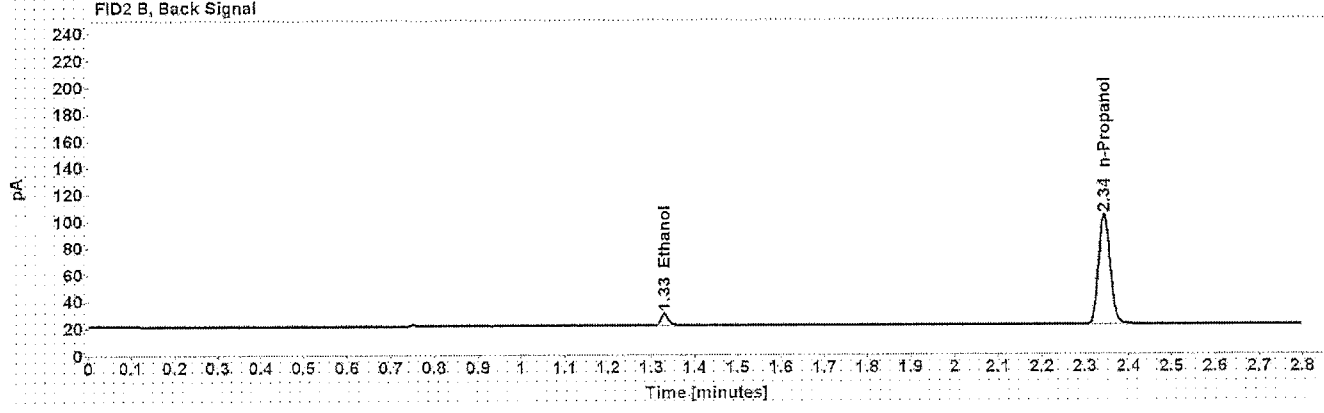
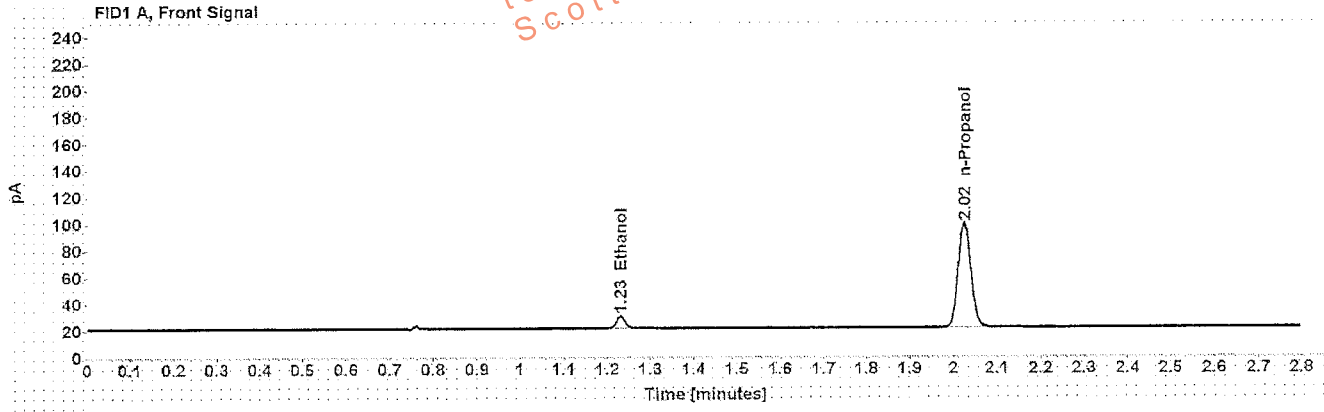


Table 1: FID 1 A (column DB-ALC1)

Compound	Time (min)	Peak Area
Ethanol	1.231	11.569
n-Propanol	2.024	160.354

Table 2: FID 2 B (column DB-ALC2)

Compound	Time (min)	Peak Area
Ethanol	1.329	10.853
n-Propanol	2.344	152.883

Scottsdale Police Department Crime Lab Volatiles Analysis

Sample: 0.100 Cerilliant FN06181501	Item number:
Injection date: 4/17/2017 12:43:39 PM	Vial: 2
Method: ethanol quant.M	Sequence: 17Apr17
Instrument: US14173023 CN14160045	Analyst: Kosecki ↖
Data file: C:\Chem32\11Data\17Apr17\2.D	

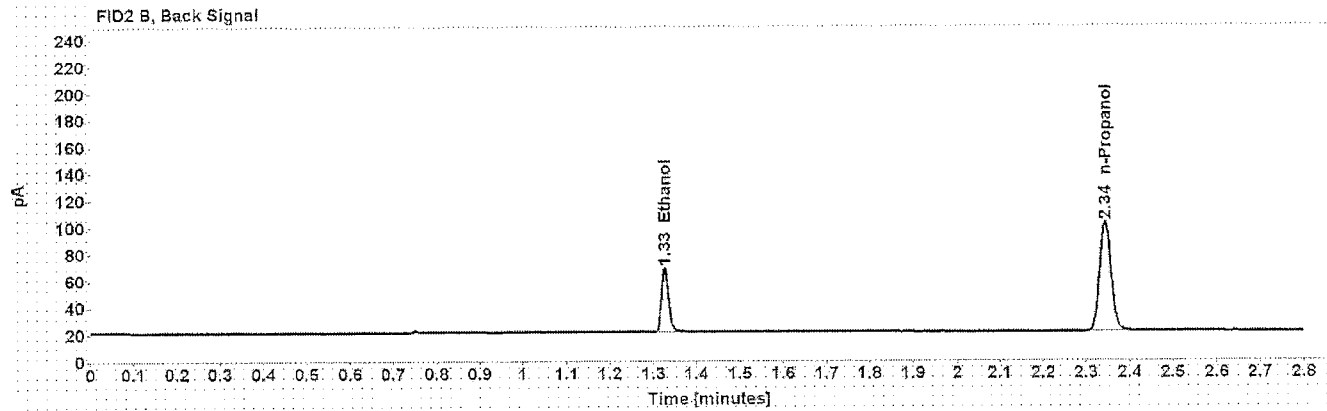
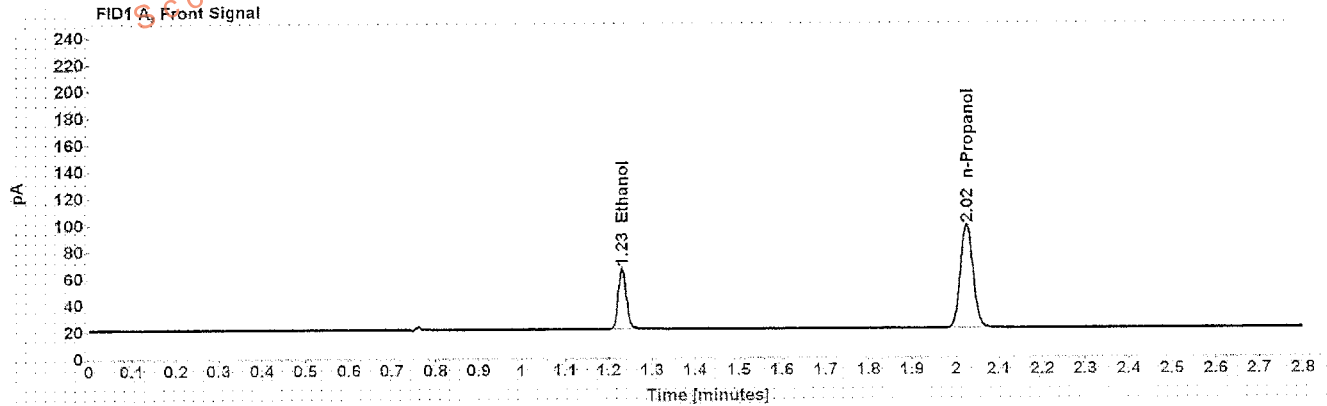


Table 1: FID 1 A (column DB-ALC1)

Compound	Time (min)	Peak Area
Ethanol	1.230	58.631
n-Propanol	2.024	158.931

Table 2: FID 2 B (column DB-ALC2)

Compound	Time (min)	Peak Area
Ethanol	1.327	55.775
n-Propanol	2.344	151.414

Scottsdale Police Department Crime Lab Volatiles Analysis

Sample: 0.200 Cerilliant FN07201502	Item number:
Injection date: 4/17/2017 12:47:39 PM	Vial: 3
Method: ethanol quant.M	Sequence: 17Apr17
Instrument: US14173023 CN14160045	Analyst: Kosecki K
Data file: C:\Chem3211\Data\17Apr17\3.D	

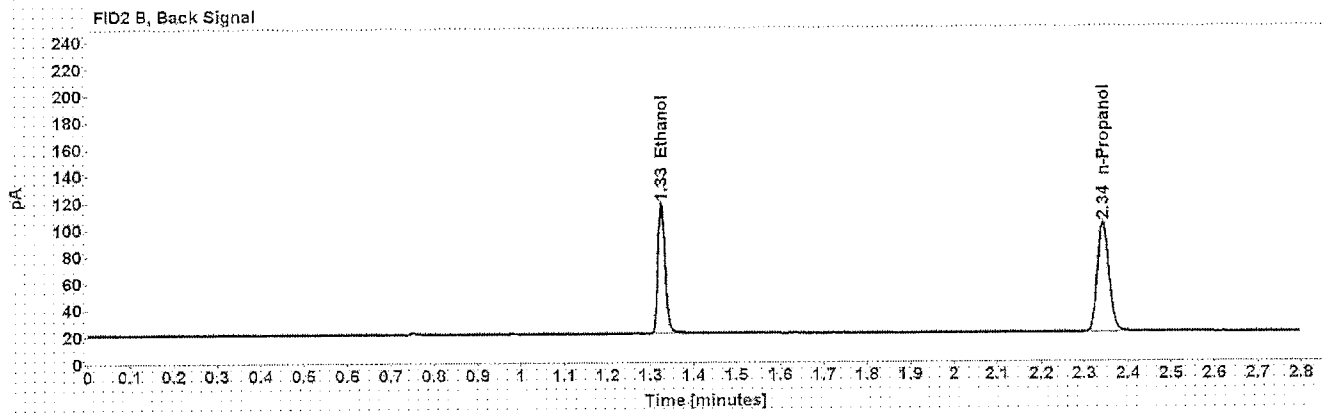
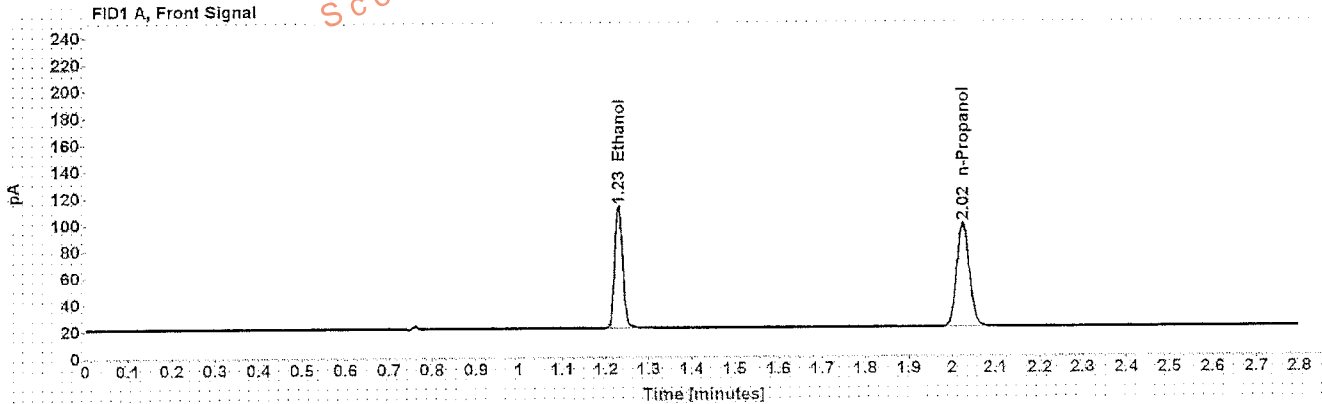


Table 1: FID 1 A (column DB-ALC1)

Compound	Time (min)	Peak Area
Ethanol	1.229	117.691
n-Propanol	2.024	159.403

Table 2: FID 2 B (column DB-ALC2)

Compound	Time (min)	Peak Area
Ethanol	1.325	112.690
n-Propanol	2.344	151.898

Scottsdale Police Department Crime Lab Volatiles Analysis

Sample: 0.400 Cerilliant FN11191402	Item number:
Injection date: 4/17/2017 12:51:39 PM	Vial: 4
Method: ethanol quant.M	Sequence: 17Apr17
Instrument: US14173023 CN14160045	Analyst: Kosecki <i>AK</i>
Data file: C:\Chem32\1\Data\17Apr17\4.D	

Dissemination is restricted to Criminal Justice Agencies and authorized Non-C.J. Agencies ONLY. Secondary dissemination to unauthorized agencies is PROHIBITED. Scottsdale City Prosecutor

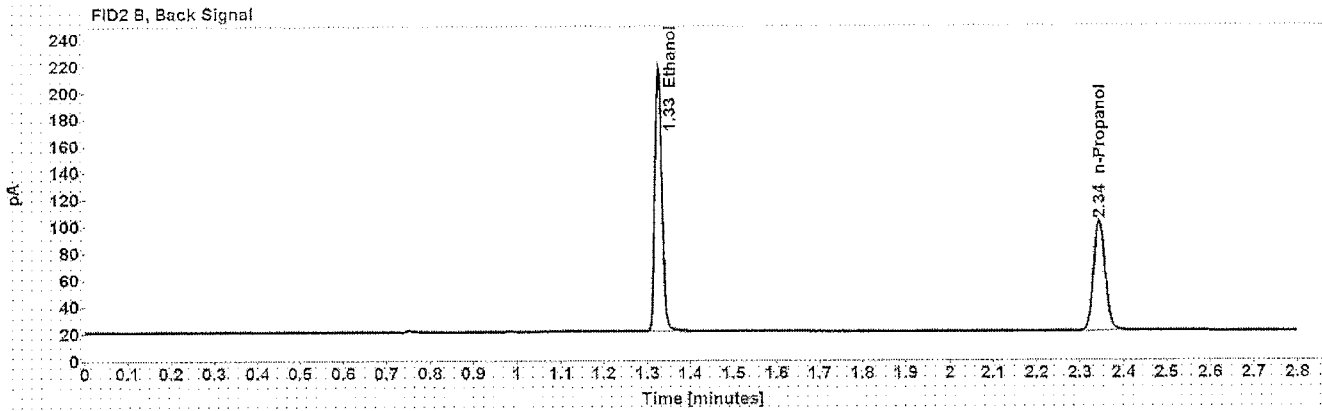
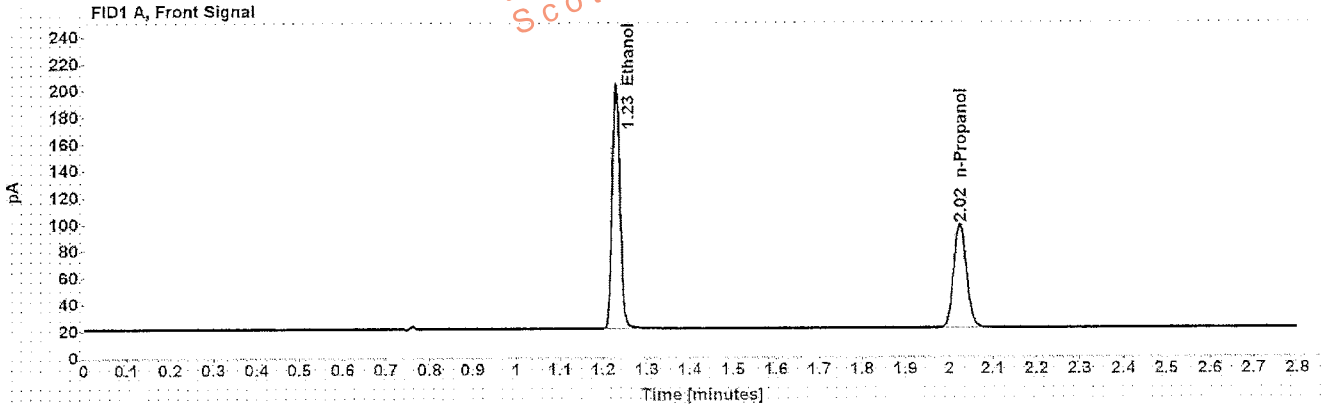


Table 1: FID 1 A (column DB-ALC1)

Compound	Time (min)	Peak Area
Ethanol	1.229	235.518
n-Propanol	2.024	158.780

Table 2: FID 2 B (column DB-ALC2)

Compound	Time (min)	Peak Area
Ethanol	1.325	226.340
n-Propanol	2.344	151.379

Scottsdale Police Department Crime Lab Volatiles Analysis

Sample: blank 012517	Item number:
Injection date: 4/17/2017 12:55:40 PM	Vial: 5
Method: ethanol quant.M	Sequence: 17Apr17
Instrument: US14173023 CN14160045	Analyst: Kosecki <i>R</i>
Data file: C:\Chem321\Data\17Apr17\5.D	

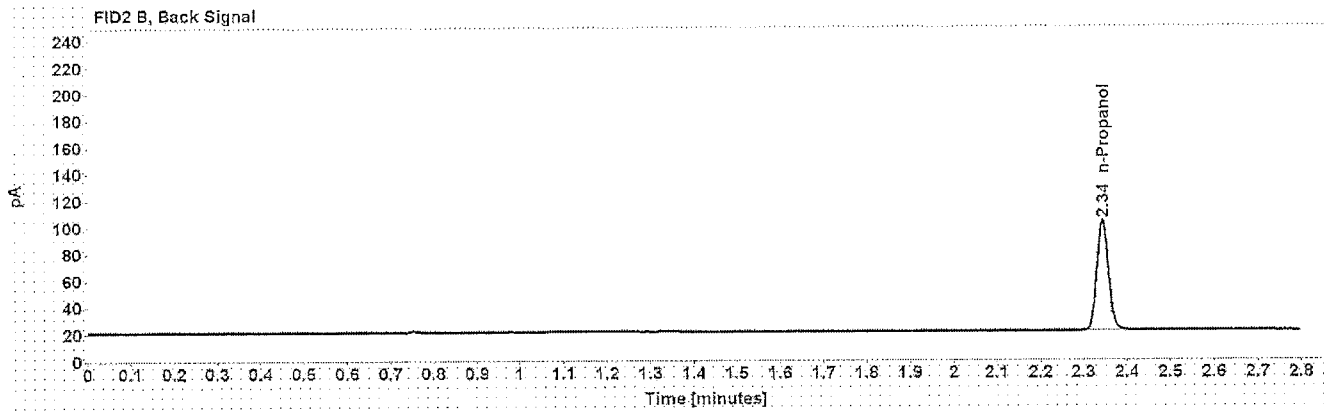
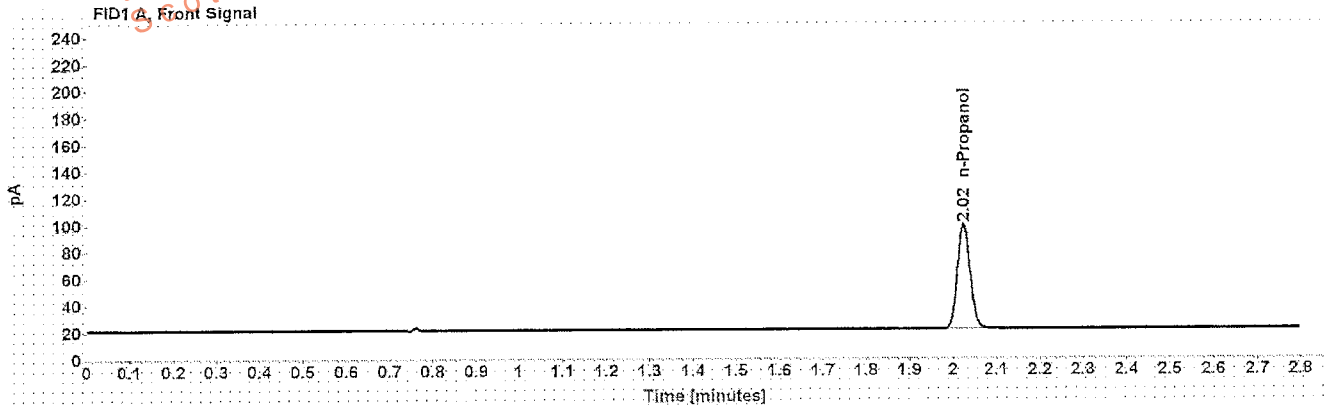


Table 1: FID 1 A (column DB-ALC1)

Compound	Amount (g/100mL)	Time (min)	Peak Area
n-Propanol	-----	2.024	160.176

Table 2: FID 2 B (column DB-ALC2)

Compound	Time (min)	Peak Area
n-Propanol	2.343	152.756

Scottsdale Police Department Crime Lab Volatiles Analysis

Sample: volatiles mix 020917 WLA	Item number:
Injection date: 4/17/2017 12:59:39 PM	Vial: 6
Method: ethanol quant.M	Sequence: 17Apr17
Instrument: US14173023 CN14160045	Analyst: Kosecki <i>K</i>
Data file: C:\Chem32\141Data\17Apr17\6.D	

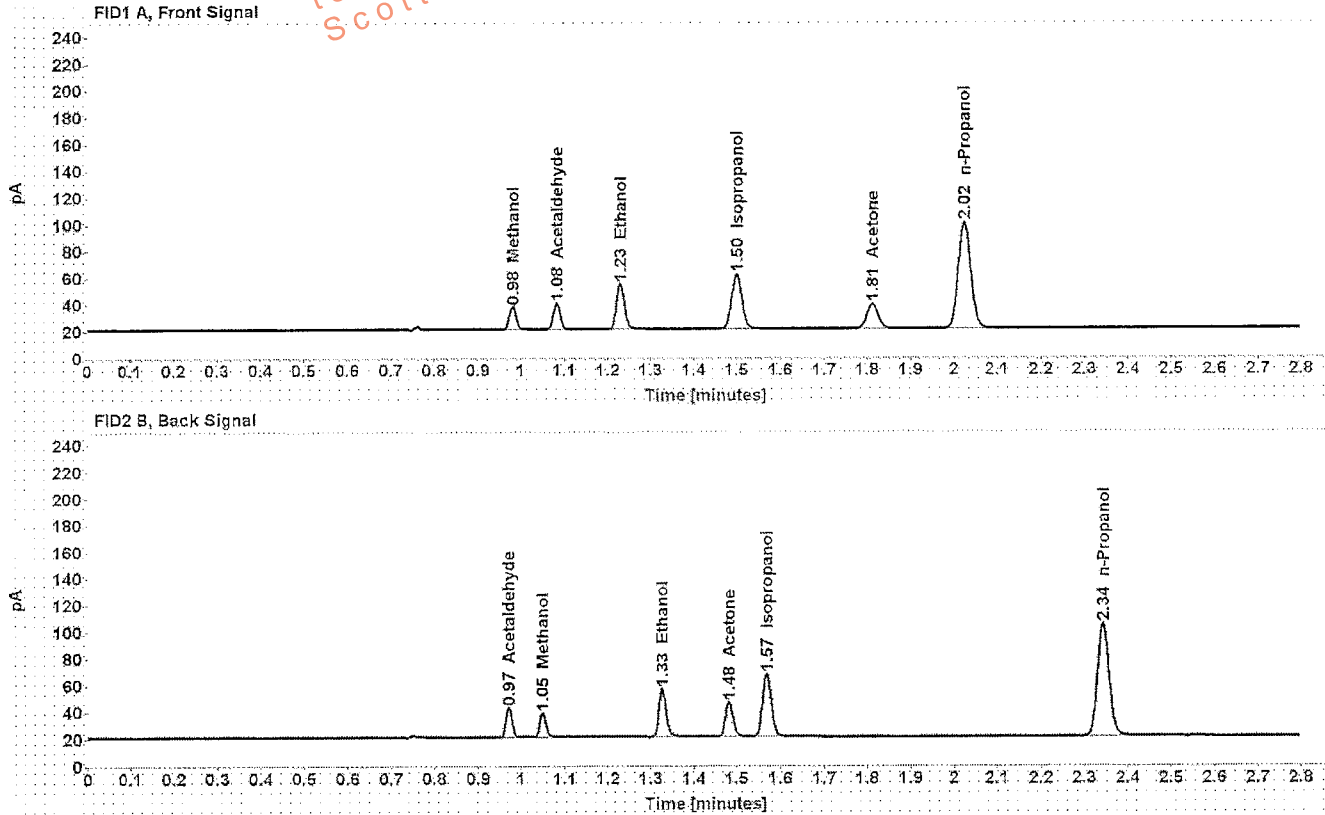


Table 1: FID 1 A (column DB-ALC1)

Compound	Amount (g/100mL)	Time (min)	Peak Area
Methanol	-----	0.980	18.990
Acetaldehyde	-----	1.082	21.719
>Ethanol	0.0728	1.230	43.696
Isopropanol	-----	1.500	67.565
Acetone	-----	1.812	33.490
n-Propanol	-----	2.024	163.269

Table 2: FID 2 B (column DB-ALC2)

Compound	Time (min)	Peak Area
Acetaldehyde	0.971	21.530
Methanol	1.049	18.154
Ethanol	1.326	41.616
Acetone	1.482	32.137
Isopropanol	1.569	65.297
n-Propanol	2.343	155.981

Scottsdale Police Department Crime Lab Volatiles Analysis

Dissemination is restricted to Criminal Justice Agencies and authorized Non-C.J. Agencies ONLY. Secondary dissemination to unauthorized agencies is PROHIBITED.
Scottsdale City Prosecutor

Sample: 0.400 Lipomed 08012015-C	Item number:
Injection date: 4/17/2017 1:03:54 PM	Vial: 7
Method: ethanol quant.M	Sequence: 17Apr17
Instrument: US14173023 CN14160045	Analyst: Kosecki <i>K</i>
Data file: C:\Chem32\1\Data\17Apr17\7.D	

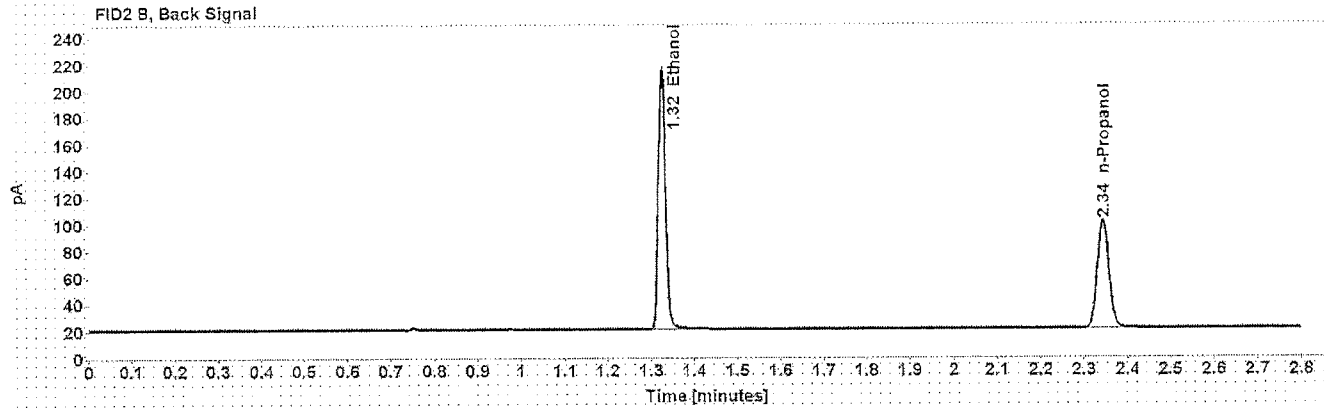
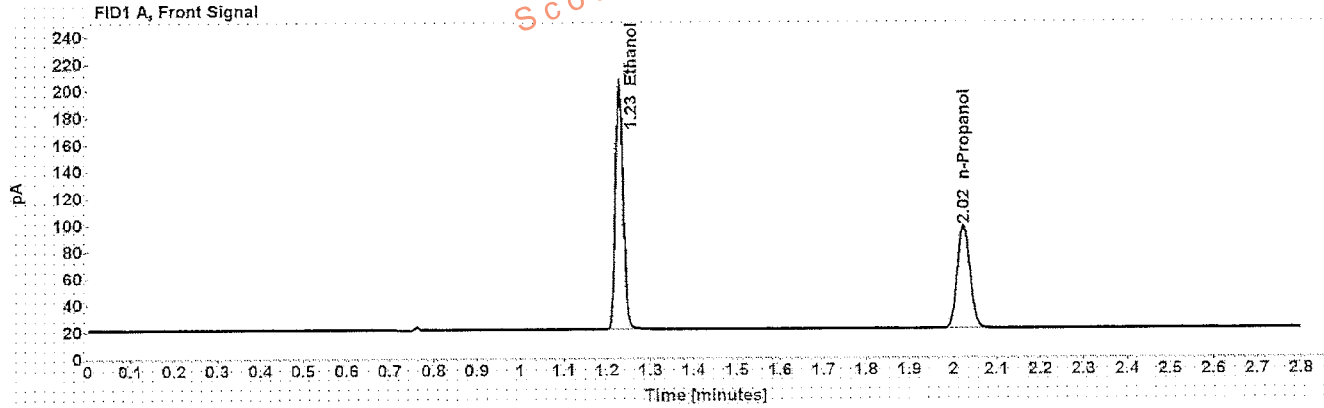


Table 1: FID 1 A (column DB-ALC1)

Compound	Amount (g/100mL)	Time (min)	Peak Area
>Ethanol	0.4003	1.229	233.796
n-Propanol	-----	2.024	157.575

Table 2: FID 2 B (column DB-ALC2)

Compound	Time (min)	Peak Area
Ethanol	1.324	224.799
n-Propanol	2.343	150.256

Scottsdale Police Department Crime Lab Volatiles Analysis

Sample: 0.040 Lipomed 09022015-A	Item number:
Injection date: 4/17/2017 1:07:55 PM	Vial: 8
Method: ethanol quant.M	Sequence: 17Apr17
Instrument: US14173023 CN14160045	Analyst: Kosecki ↗
Data file: C:\Chem3211\Data\17Apr17\8.D	

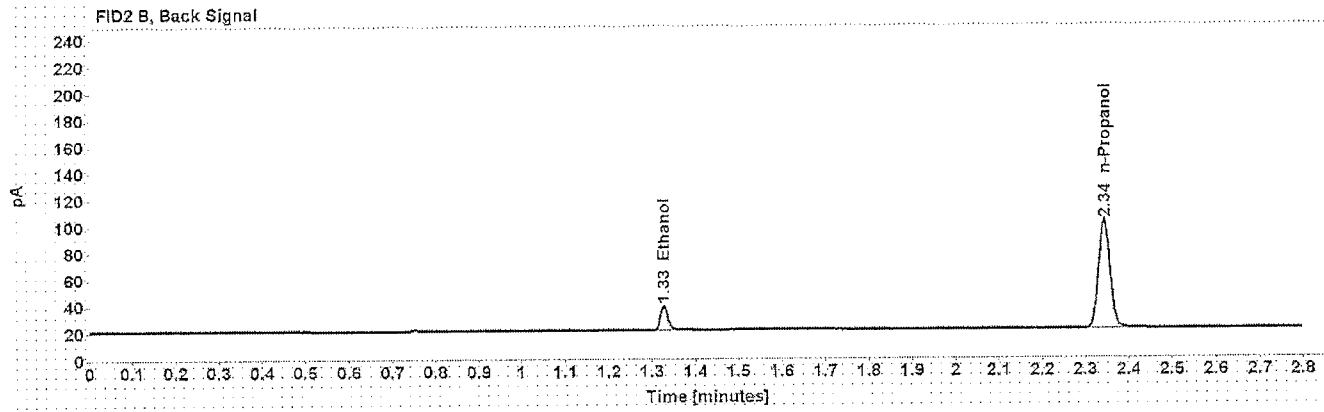
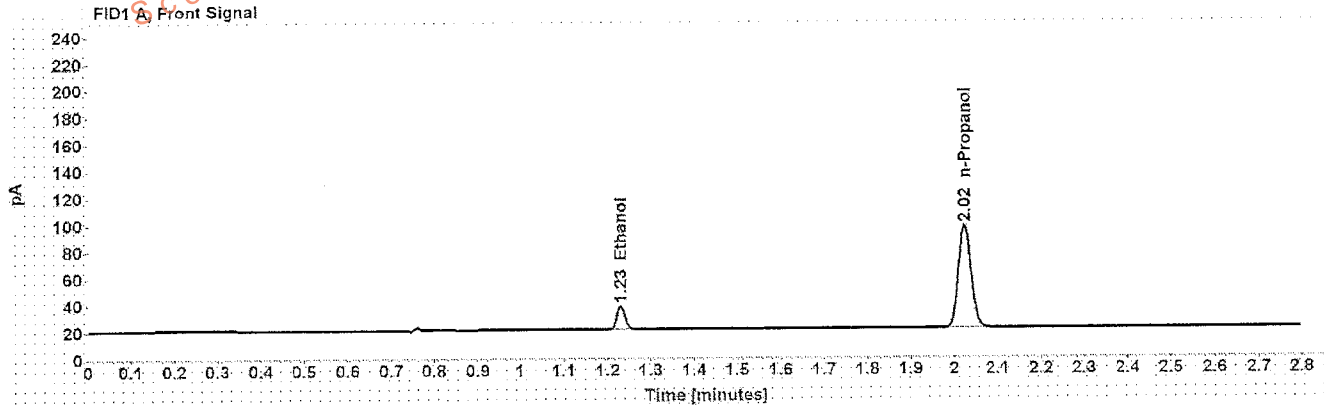


Table 1: FID 1 A (column DB-ALC1)

Compound	Amount (g/100mL)	Time (min)	Peak Area
>Ethanol	0.0396	1.230	22.801
n-Propanol	-----	2.024	158.023

Table 2: FID 2 B (column DB-ALC2)

Compound	Time (min)	Peak Area
Ethanol	1.327	21.429
n-Propanol	2.343	150.986

Scottsdale Police Department Crime Lab Volatiles Analysis

Sample: 0.20 ACQ 407041529/3	Item number:
Injection date: 4/17/2017 1:11:55 PM	Vial: 9
Method: ethanol quant.M	Sequence: 17Apr17
Instrument: US14173023 CN14160045	Analyst: Kosecki AK
Data file: C:\Chem3211\Data\17Apr17\9.D	

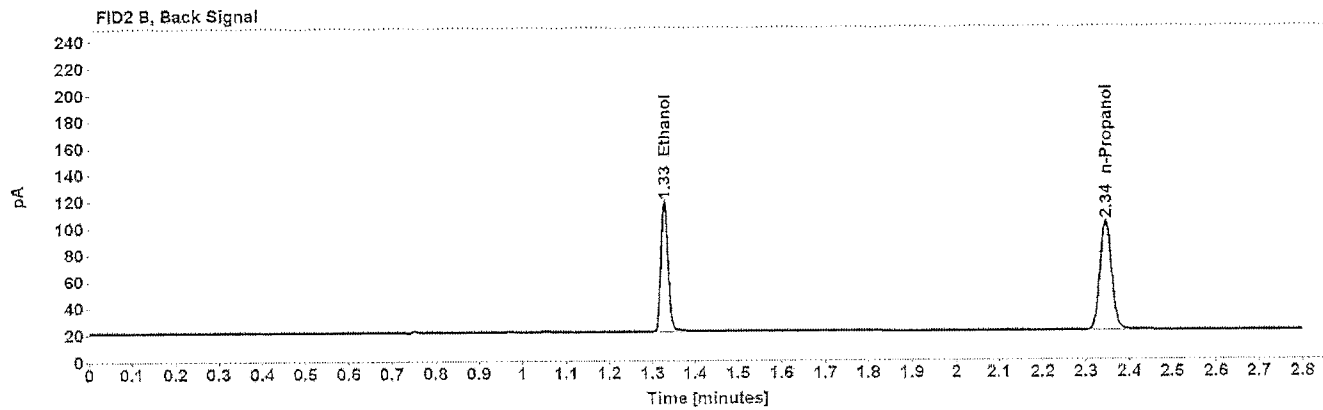
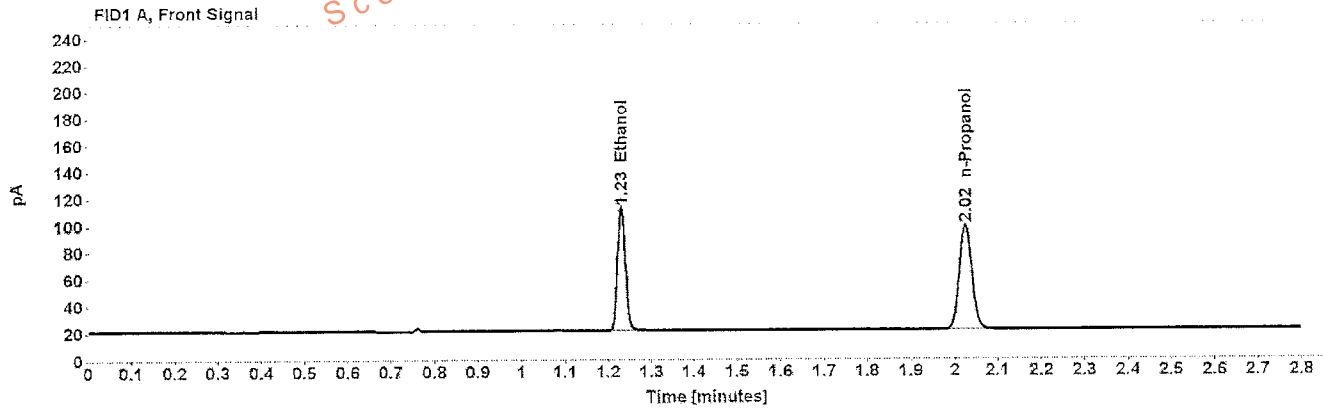


Table 1: FID 1 A (column DB-ALC1)

Compound	Amount (g/100mL)	Time (min)	Peak Area
>Ethanol	0.2002	1.230	118.043
n-Propanol	-----	2.025	159.402

Table 2: FID 2 B (column DB-ALC2)

Compound	Time (min)	Peak Area
Ethanol	1.327	113.007
n-Propanol	2.345	152.480

Scottsdale Police Department Crime Lab Volatiles Analysis

Dissemination is restricted to Criminal Justice Agencies and authorized Non-C.J. Agencies ONLY. Secondary dissemination to unauthorized Agencies is PROHIBITED.
Scottsdale City Prosecutor

Sample: 0.080 Lipomed 28082014-B	Item number: 20
Injection date: 4/17/2017 1:56:24 PM	Vial: 20
Method: ethanol quant.M	Sequence: 17Apr17
Instrument: US14173023 CN14160045	Analyst: Kosecki <i>PK</i>
Data file: C:\Chem32\1\Data\17Apr17\20.D	

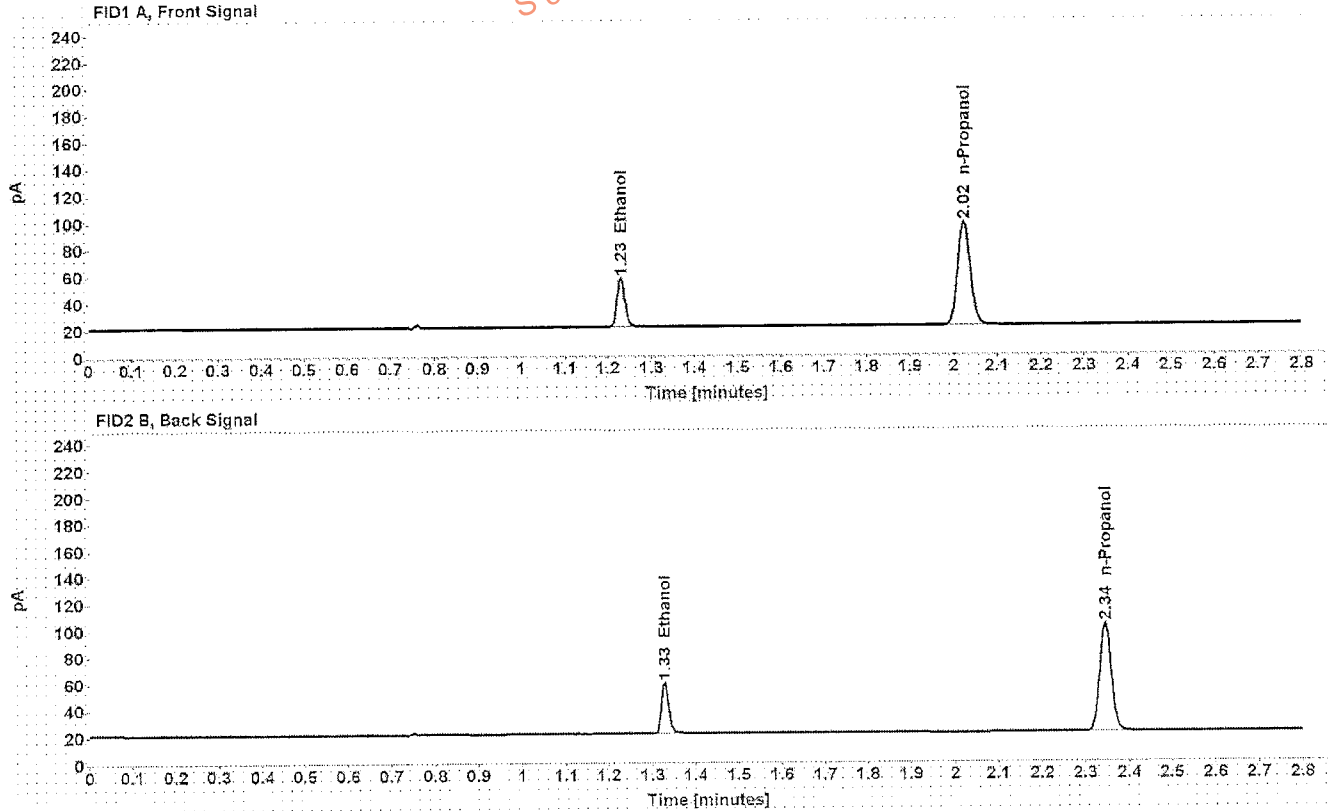


Table 1: FID 1 A (column DB-ALC1)

Compound	Amount (g/100mL)	Time (min)	Peak Area
>Ethanol	0.0806	1.231	46.625
n-Propanol	-----	2.025	157.222

Table 2: FID 2 B (column DB-ALC2)

Compound	Time (min)	Peak Area
Ethanol	1.328	44.467
n-Propanol	2.345	150.591

Scottsdale Police Department Crime Lab Volatiles Analysis

Sample: 0.150 Lipomed-09022015-c Injection date: 4/17/2017 2:40:54 PM Method: ethanol quant.M Instrument: US14173023 CN14160045 Data file: C:\Chem32\1\Data\17Apr17\31.D	Item number: Vial: 31 Sequence: 17Apr17 Analyst: Kosecki
---	---

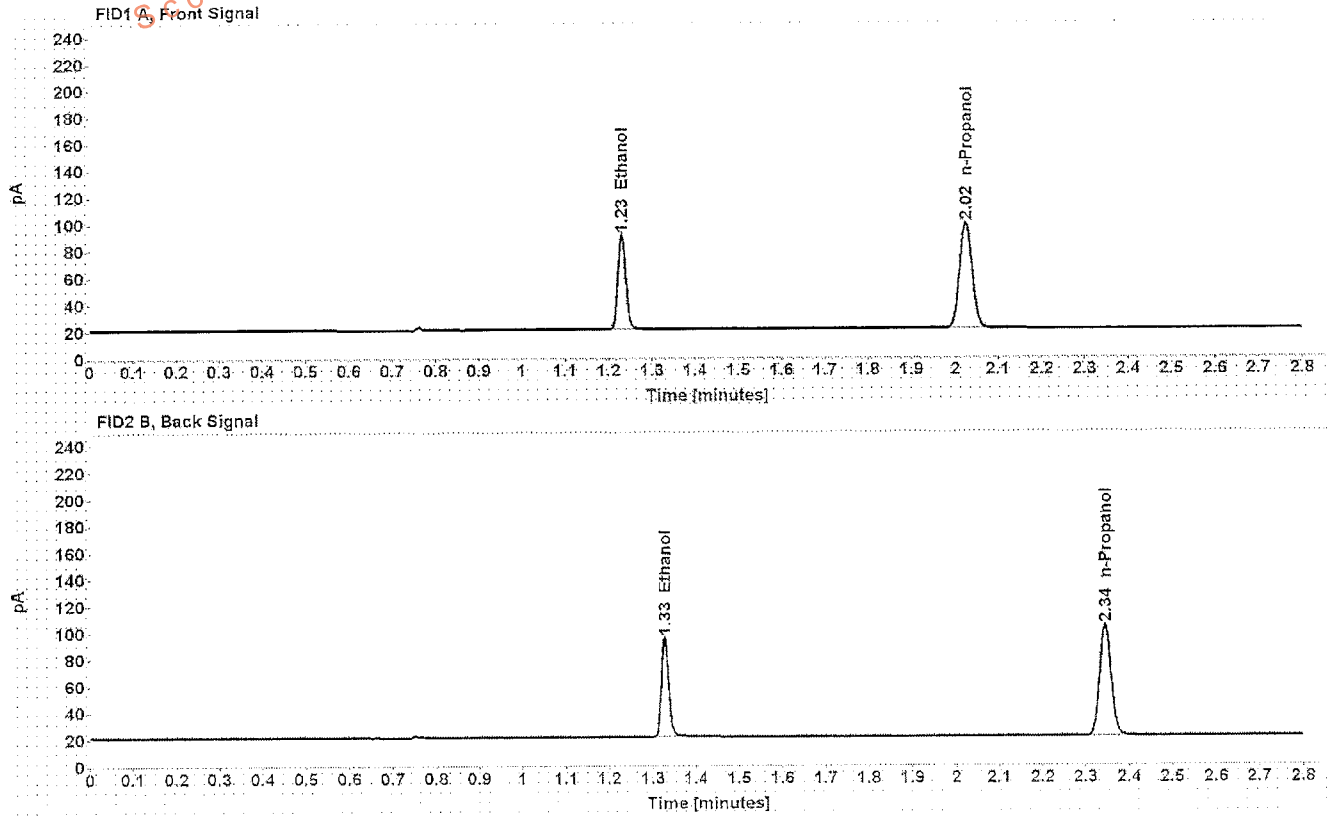


Table 1: FID 1 A (column DB-ALC1)

Compound	Amount (g/100mL)	Time (min)	Peak Area
>Ethanol	0.1517	1.230	90.233
n-Propanol	-----	2.025	161.016

Table 2: FID 2 B (column DB-ALC2)

Compound	Time (min)	Peak Area
Ethanol	1.327	86.440
n-Propanol	2.344	154.350

Scottsdale Police Department Crime Lab Volatiles Analysis

Sample: 0.20 ACQ 407041529/3	Item number:
Injection date: 4/17/2017 3:25:09 PM	Vial: 42
Method: ethanol quant.M	Sequence: 17Apr17
Instrument: US14173023 CN14160045	Analyst: Kosecki <i>AK</i>
Data file: C:\Chem3211Data\17Apr17\42.D	

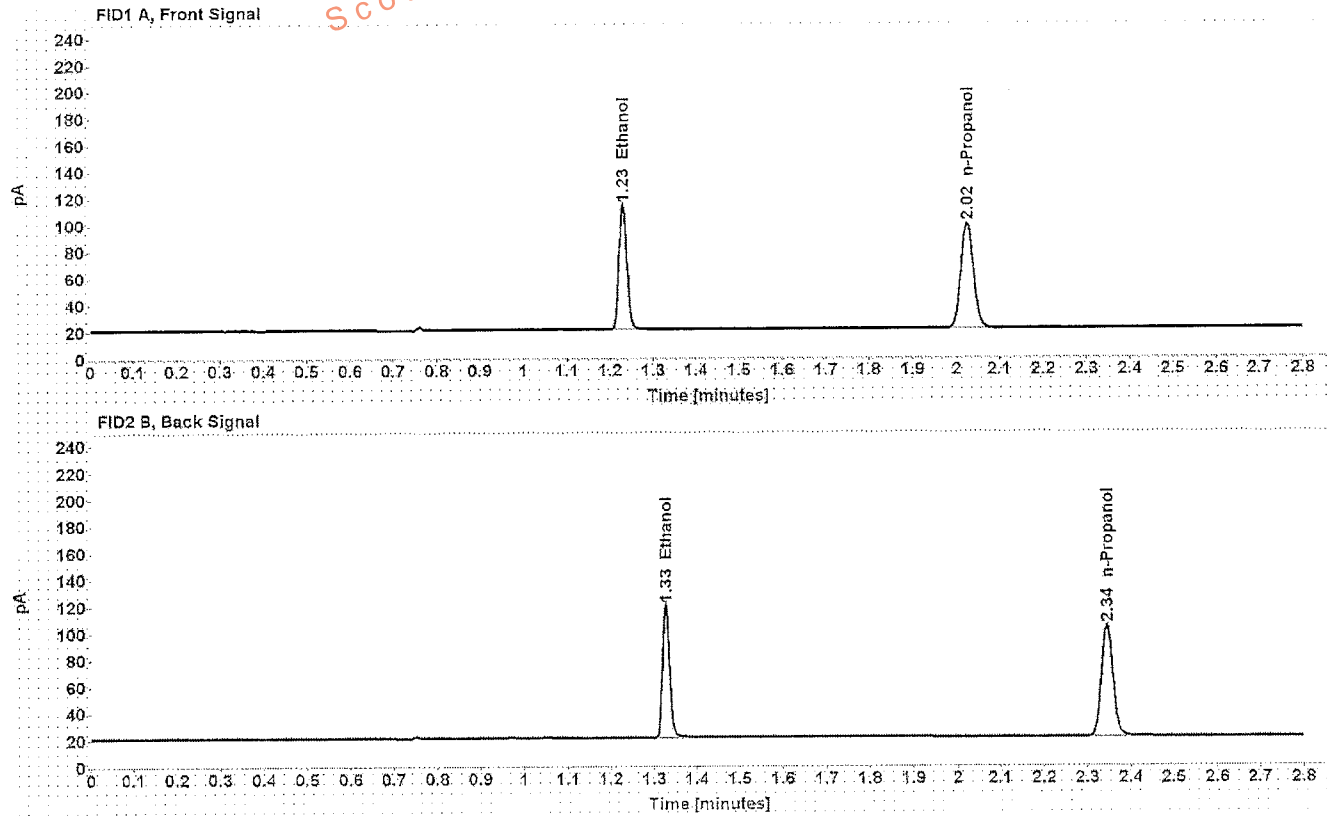


Table 1: FID 1 A (column DB-ALC1)

Compound	Amount (g/100mL)	Time (min)	Peak Area
>Ethanol	0.2006	1.230	120.003
n-Propanol	-----	2.025	161.654

Table 2: FID 2 B (column DB-ALC2)

Compound	Time (min)	Peak Area
Ethanol	1.327	115.259
n-Propanol	2.345	154.836

Scottsdale Police Department Crime Lab Volatiles Analysis

Sample: 0.080 Lipomed 28082014-B	Item number:
Injection date: 4/17/2017 4:09:39 PM	Vial: 53
Method: ethanol quant.M	Sequence: 17Apr17
Instrument: US14173023 CN14160045	Analyst: Kosecki
Data file: C:\Chem32\1\Data\17Apr17\53.D	

Dissemination is restricted to Criminal Justice Agencies and authorized Non-C.J. Agencies ONLY. Secondary dissemination to unauthorized agencies is PROHIBITED. Scottsdale City Prosecutor

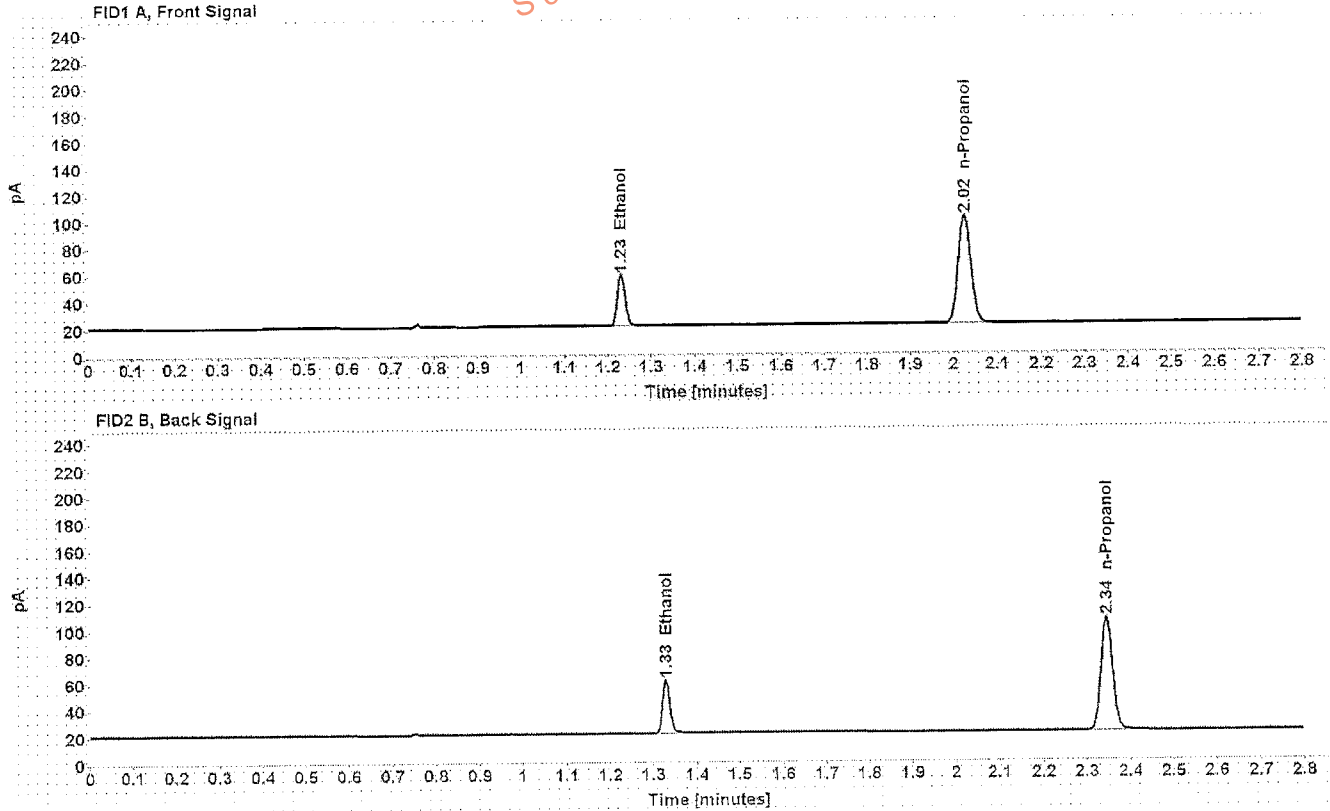


Table 1: FID 1 A (column DB-ALC1)

Compound	Amount (g/100mL)	Time (min)	Peak Area
>Ethanol	0.0809	1.231	48.945
n-Propanol	-----	2.025	164.518

Table 2: FID 2 B (column DB-ALC2)

Compound	Time (min)	Peak Area
Ethanol	1.328	46.918
n-Propanol	2.345	157.624

Scottsdale Police Department Crime Lab Volatiles Analysis

Sample: 0.40 Lipomed 08012015-C Injection date: 4/17/2017 4:46:10 PM Method: ethanol quant.M Instrument: US14173023 CN14160045 Data file: C:\Chem32\11Data\17Apr17\62.D	Item number: Vial: 62 Sequence: 17Apr17 Analyst: Kosecki <i>JK</i>
--	---

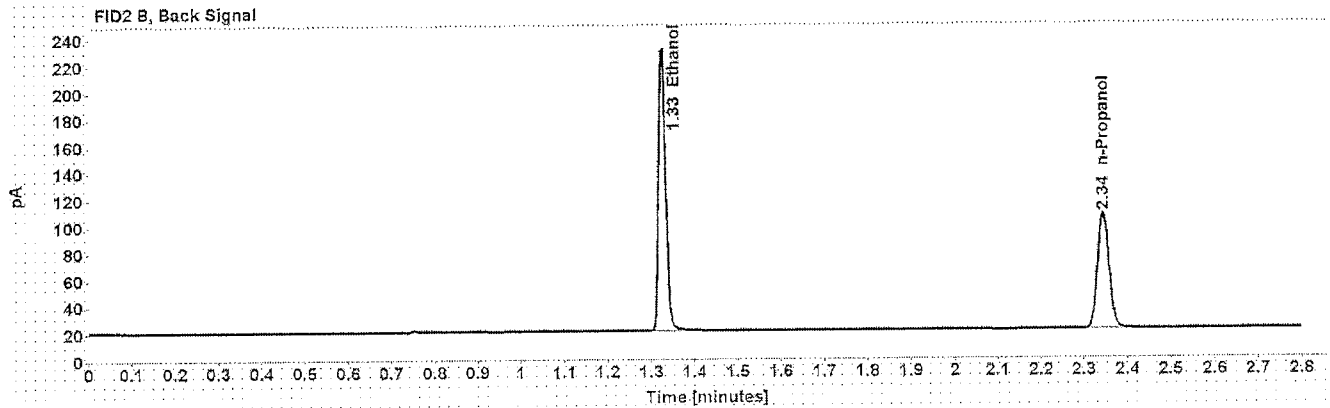
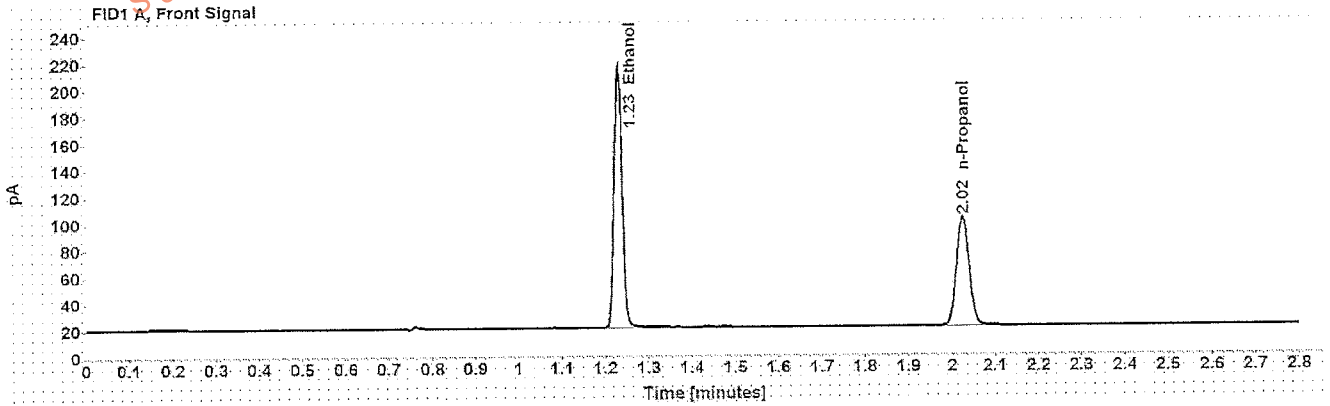


Table 1: FID 1 A (column DB-ALC1)

Compound	Amount (g/100mL)	Time (min)	Peak Area
>Ethanol	0.4071	1.229	252.359
n-Propanol	-----	2.024	167.252

Table 2: FID 2 B (column DB-ALC2)

Compound	Time (min)	Peak Area
Ethanol	1.326	243.374
n-Propanol	2.344	160.398

Scottsdale Police Department Crime Lab Volatiles Analysis

Sample: 0.04 Lipomed 09022015-A	Item number:
Injection date: 4/17/2017 4:50:09 PM	Vial: 63
Method: ethanol quant.M	Sequence: 17Apr17
Instrument: US14173023 CN14160045	Analyst: Kosecki <i>K</i>
Data file: C:\Chem3211\Data\17Apr17\63.D	

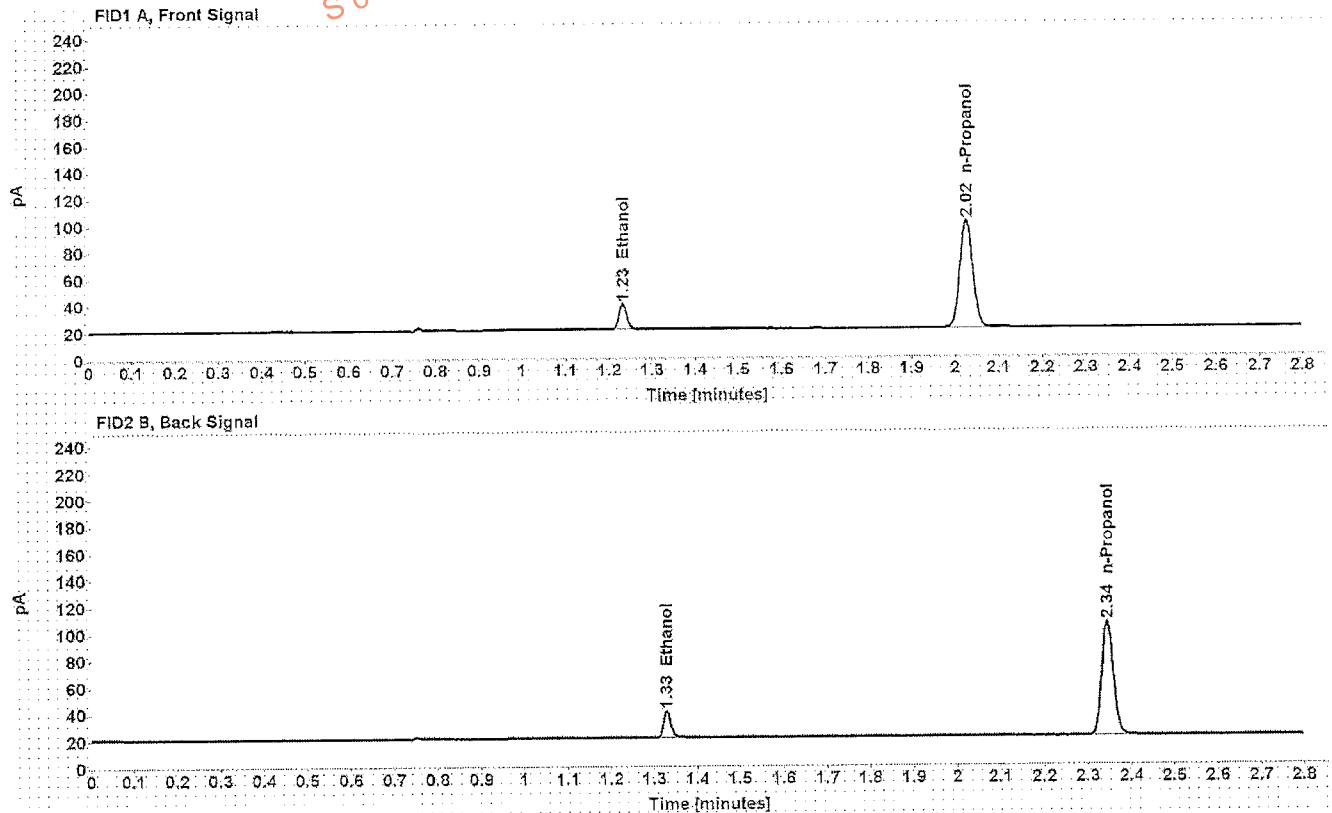


Table 1: FID 1 A (column DB-ALC1)

Compound	Amount (g/100mL)	Time (min)	Peak Area
>Ethanol	0.0407	1.231	24.439
n-Propanol	-----	2.025	164.877

Table 2: FID 2 B (column DB-ALC2)

Compound	Time (min)	Peak Area
Ethanol	1.329	23.138
n-Propanol	2.345	158.237

Scottsdale Police Department Crime Lab Volatiles Analysis

Sample: 0.20 ACQ 407041529/3	Item number: 64
Injection date: 4/17/2017 4:54:09 PM	Vial: 17Apr17
Method: ethanol quant.M	Sequence: Kosecki
Instrument: US14173023 CN14160045	Analyst: Kosecki
Data file: C:\Chem32\1\Data\17Apr17\64.D	

Dissemination is restricted to Criminal Justice Agencies and authorized Non-C.J. Agencies ONLY. Secondary dissemination to unauthorized agencies is PROHIBITED. Scottsdale City Prosecutor

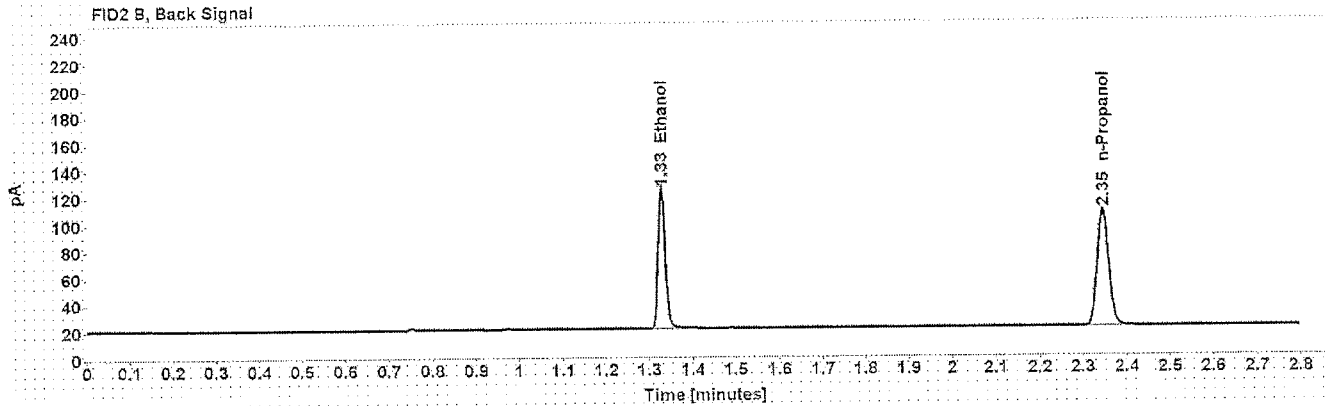
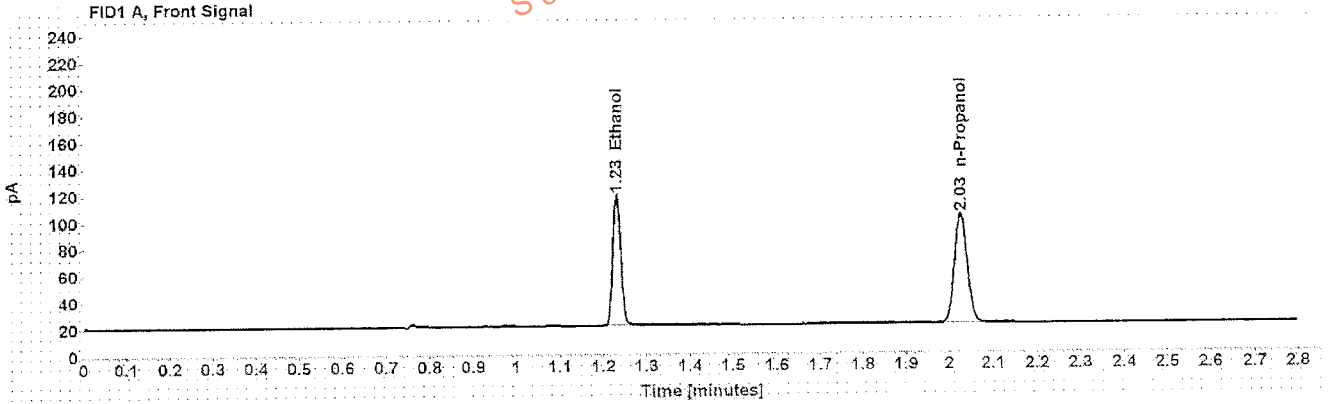


Table 1: FID 1 A (column DB-ALC1)

Compound	Amount (g/100mL)	Time (min)	Peak Area
>Ethanol	0.2031	1.231	125.866
n-Propanol	-----	2.026	167.507

Table 2: FID 2 B (column DB-ALC2)

Compound	Time (min)	Peak Area
Ethanol	1.328	121.016
n-Propanol	2.346	161.317

Scottsdale Police Department Crime Lab Volatiles Analysis

Sample: blank 012517 Injection date: 4/17/2017 4:58:10 PM Method: ethanol quant.M Instrument: US14173023 CN14160045 Data file: C:\Chem32\1\Data\17Apr17\65.D	Item number: Vial: 65 Sequence: 17Apr17 Analyst: Kosecki <i>K</i>
---	--

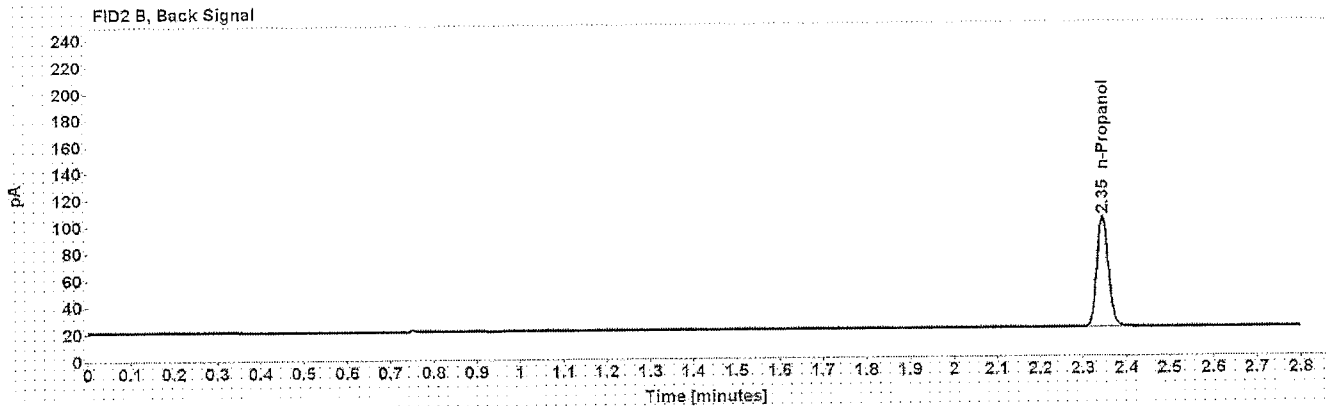
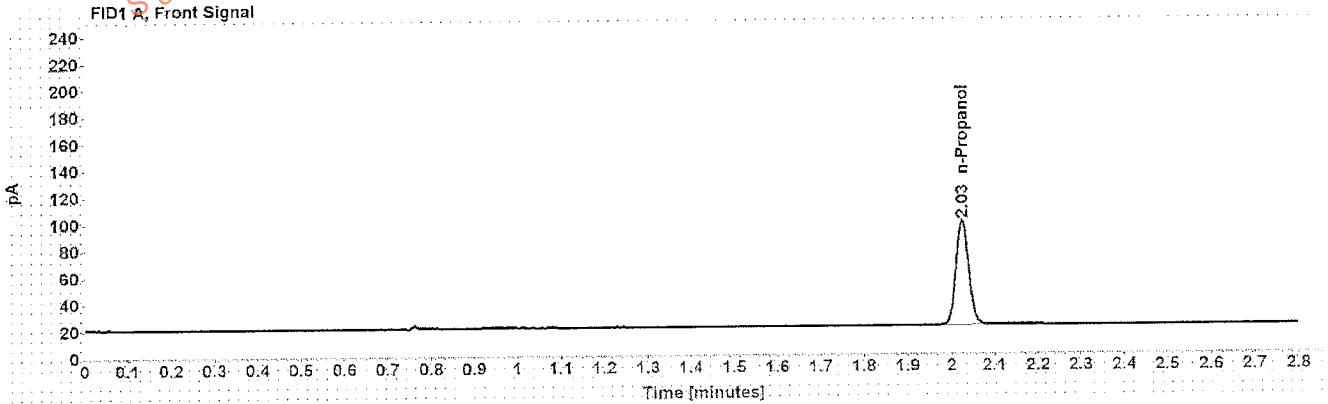


Table 1: FID 1 A (column DB-ALC1)

Compound	Amount (g/100mL)	Time (min)	Peak Area
n-Propanol	-----	2.025	159.114

Table 2: FID 2 B (column DB-ALC2)

Compound	Time (min)	Peak Area
n-Propanol	2.345	152.595

Sequence Summary

Sequence name: 17Apr17 Instrument: US14173023 CN44160045 Analyst: Kosecki *AK*

Vial	Sample	Type	Item Number	Method
1	0.020 Cerilliant FN03241604	Calibration		ethanol quant.M
2	0.100 Cerilliant FN06181501	Calibration		ethanol quant.M
3	0.200 Cerilliant FN07201502	Calibration		ethanol quant.M
4	0.400 Cerilliant FN11191402	Calibration		ethanol quant.M
5	blank 012517	Control		ethanol quant.M
6	volatiles mix 020917 WLA	Control		ethanol quant.M
7	0.400 Lipomed 08012015-C	Control		ethanol quant.M
8	0.040 Lipomed 09022015-A	Control		ethanol quant.M
9	0.20 ACQ 407041529/3	Control		ethanol quant.M
10		Sample	1099782	ethanol quant.M
11		Sample	1099782	ethanol quant.M
12		Sample	1099582	ethanol quant.M
13		Sample	1099582	ethanol quant.M
14		Sample	1101013	ethanol quant.M
15		Sample	1101013	ethanol quant.M
16		Sample	1055096	ethanol quant.M
17		Sample	1055096	ethanol quant.M
18		Sample	1095325	ethanol quant.M
19		Sample	1095325	ethanol quant.M
20	0.080 Lipomed 28082014-B	Control		ethanol quant.M
21		Sample	1091846	ethanol quant.M
22		Sample	1091846	ethanol quant.M
23		Sample	1102710	ethanol quant.M
24		Sample	1102710	ethanol quant.M
25		Sample	1102702	ethanol quant.M
26		Sample	1102702	ethanol quant.M
27		Sample	1111227	ethanol quant.M
28		Sample	1111227	ethanol quant.M
29		Sample	1113460	ethanol quant.M
30		Sample	1113460	ethanol quant.M
31	0.150 Lipomed 09022015-C	Control		ethanol quant.M
32		Sample	1111435	ethanol quant.M
33		Sample	1111435	ethanol quant.M
34		Sample	1112815	ethanol quant.M
35		Sample	1112815	ethanol quant.M
36		Sample	1118687	ethanol quant.M
37		Sample	1118687	ethanol quant.M
38		Sample	1120416	ethanol quant.M
39		Sample	1120416	ethanol quant.M
40		Sample	1118483	ethanol quant.M
41		Sample	1118483	ethanol quant.M
42	0.20 ACQ 407041529/3	Control		ethanol quant.M
43		Sample	1122190	ethanol quant.M
44		Sample	1122190	ethanol quant.M
45		Sample	1123071	ethanol quant.M
46		Sample	1123071	ethanol quant.M
47		Sample	1120951	ethanol quant.M

Dissemination is restricted to Criminal Justice Agencies and authorized Non-C.J. Agencies ONLY. Secondary dissemination by any unauthorized City Prosecutor is PROHIBITED.

Sequence Summary

48		Sample	1120951	ethanol quant.M
49		Sample	1120935	ethanol quant.M
50		Sample	1120935	ethanol quant.M
51		Sample	1123256	ethanol quant.M
52		Sample	1123256	ethanol quant.M
53	0.080 Lipomed 28082014-B	Control		ethanol quant.M
54		Sample	1122016	ethanol quant.M
55		Sample	1122016	ethanol quant.M
56		Sample	1122096	ethanol quant.M
57		Sample	1122096	ethanol quant.M
58		Sample	1124499	ethanol quant.M
59		Sample	1124499	ethanol quant.M
60		Sample	1124535	ethanol quant.M
61		Sample	1124535	ethanol quant.M
62	0.40 Lipomed 08012015-C	Control		ethanol quant.M
63	0.04 Lipomed 09022015-A	Control		ethanol quant.M
64	0.20 ACQ 407041529/3	Control		ethanol quant.M
65	blank 012517	Control		ethanol quant.M

Dissemination is restricted to Criminal Justice Agencies and authorized Non-C.J. Agencies only. Secondary dissemination to unaffiliated agencies is PROHIBITED.

Scottsdale Police Department Crime Laboratory Summary of Cases

SEQUENCE NAME: 17Apr17

ANALYST: Kosecki *K*

Vials	Test 1 (g/dL)	Test 2 (g/dL)	Mean (g/dL)	Percent Difference*	Absolute Difference (g/dL)*
10 11	0.0802	0.0794	0.07980	0.50	0.00040
12 13	0.0335	0.0335	0.03350	0.00	0.00000
14 15	0.0972	0.0967	0.09695	0.26	0.00025
16 17	0.0962	0.0963	0.09625	0.05	0.00005
18 19	0.0000	0.0000	0.00000	0.00	0.00000
21 22	0.1397	0.1387	0.13920	0.36	0.00050
23 24	0.1411	0.1421	0.14160	0.35	0.00050
25 26	0.1956	0.1949	0.19525	0.18	0.00035
27 28	0.1888	0.1882	0.18850	0.16	0.00030
29 30	0.2315	0.2324	0.23195	0.19	0.00045
32 33	0.0974	0.0974	0.09740	0.00	0.00000
34 35	0.2579	0.2581	0.25800	0.04	0.00010
36 37	0.1304	0.1292	0.12980	0.46	0.00060
38 39	0.1490	0.1475	0.14825	0.51	0.00075
40 41	0.1807	0.1829	0.18180	0.61	0.00110
43 44	0.1115	0.1113	0.11140	0.09	0.00010
45 46	0.0261	0.0261	0.02610	0.00	0.00000
47 48	0.0959	0.0954	0.09565	0.26	0.00025
49 50	0.2336	0.2315	0.23255	0.45	0.00105
51 52	0.1013	0.1013	0.10130	0.00	0.00000
54 55	0.1737	0.1754	0.17455	0.49	0.00085
56 57	0.2020	0.2029	0.20245	0.22	0.00045
58 59	0.0950	0.0949	0.09495	0.05	0.00005
60 61	0.0891	0.0906	0.08985	0.83	0.00075

*Calculated differences are differences from the mean of the two results.

Scottsdale Police Department Crime Lab Volatiles Analysis

Sample: [REDACTED]	Item number: 1099782
Injection date: 4/17/2017 1:15:54 PM	Vial: 10
Method: ethanol quant.M	Sequence: 17Apr17
Instrument: US14173023 CN14160045	Analyst: Kosecki
Data file: C:\Chem32\11\Data\17Apr17\10.D	

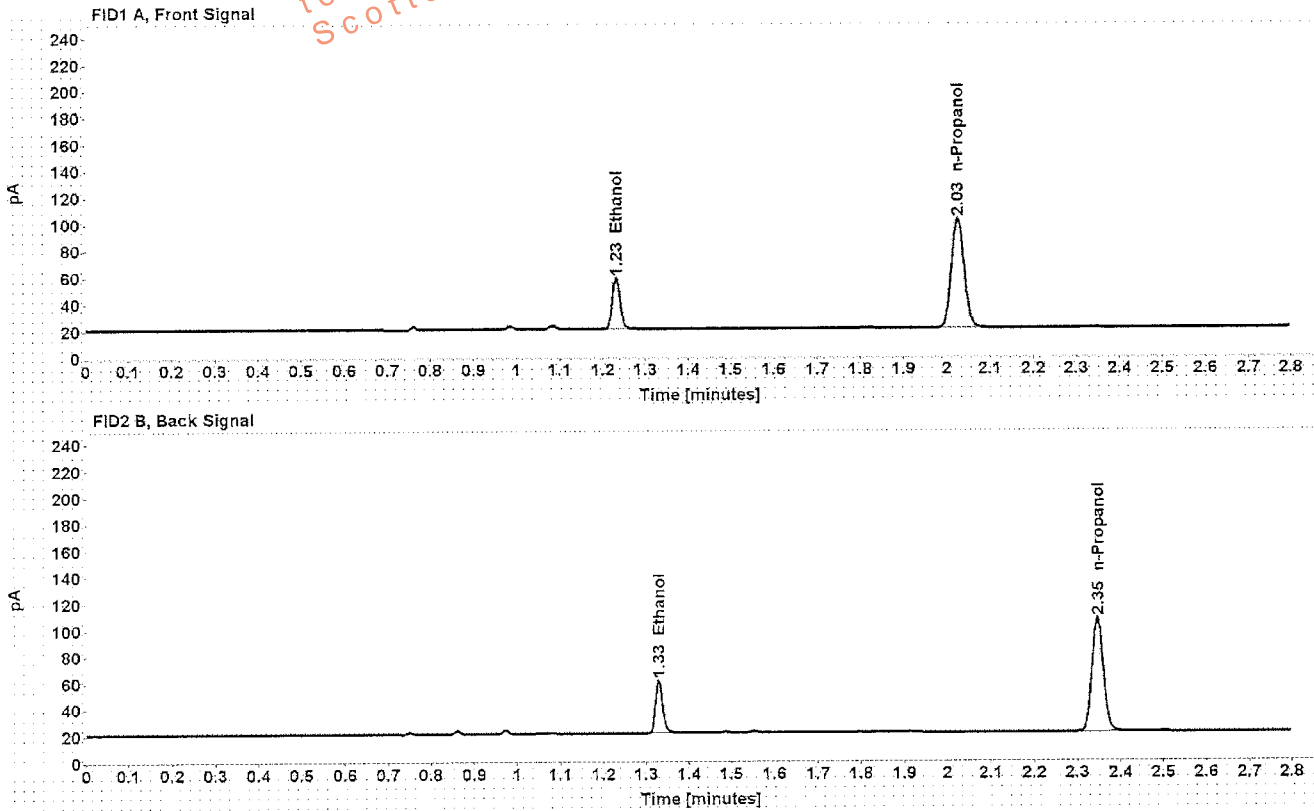


Table 1: FID 1 A (column DB-ALC1)

Compound	Amount (g/100mL)	Time (min)	Peak Area
>Ethanol	0.0802	1.231	49.210
n-Propanol	-----	2.026	166.826

Table 2: FID 2 B (column DB-ALC2)

Compound	Time (min)	Peak Area
Ethanol	1.329	46.965
n-Propanol	2.346	160.124

Scottsdale Police Department Crime Lab Volatiles Analysis

Sample: [REDACTED]	Item number: 1099782
Injection date: 4/17/2017 1:19:54 PM	Vial: 11
Method: ethanol quant.M	Sequence: 17Apr17
Instrument: US14173023 CN14160045	Analyst: Kosecki
Data file: C:\Chem32\1\Data\17Apr17\11.D	

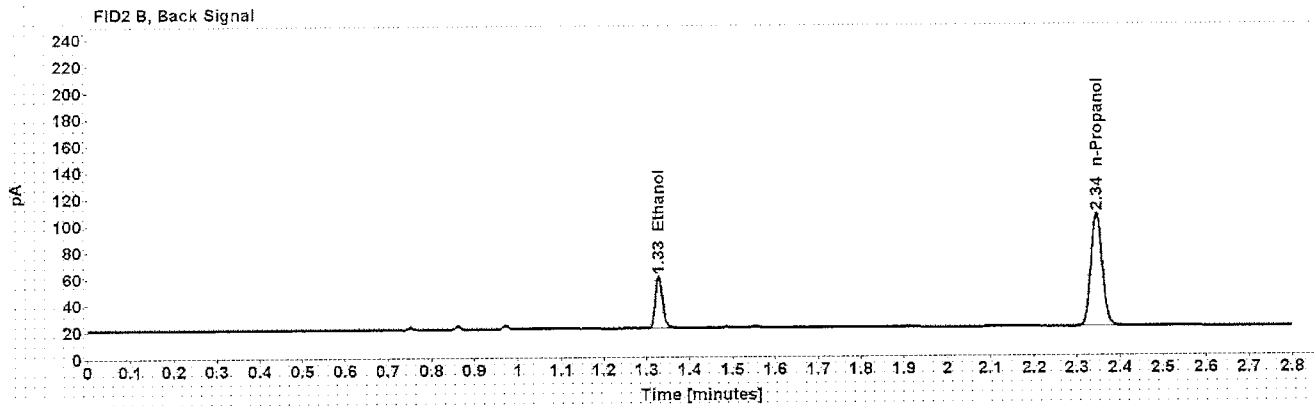
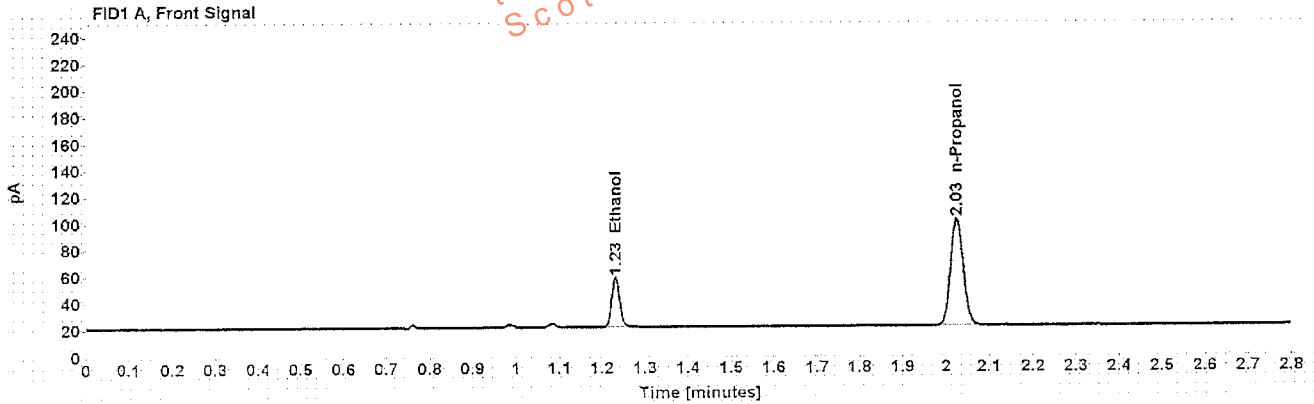


Table 1: FID 1 A (column DB-ALC1)

Compound	Amount (g/100mL)	Time (min)	Peak Area
>Ethanol	0.0794	1.231	48.087
n-Propanol	-----	2.025	164.532

Table 2: FID 2 B (column DB-ALC2)

Compound	Time (min)	Peak Area
Ethanol	1.328	46.018
n-Propanol	2.345	157.949

Scottsdale Police Department Crime Lab Volatiles Analysis

Sample: [REDACTED]	Item number: 1099582
Injection date: 4/17/2017 1:23:53 PM	Vial: 12
Method: ethanol quant.M	Sequence: 17Apr17
Instrument: US14173023 CN14160045	Analyst: Kosecki
Data file: C:\Chem321\Data\17Apr17\12.D	

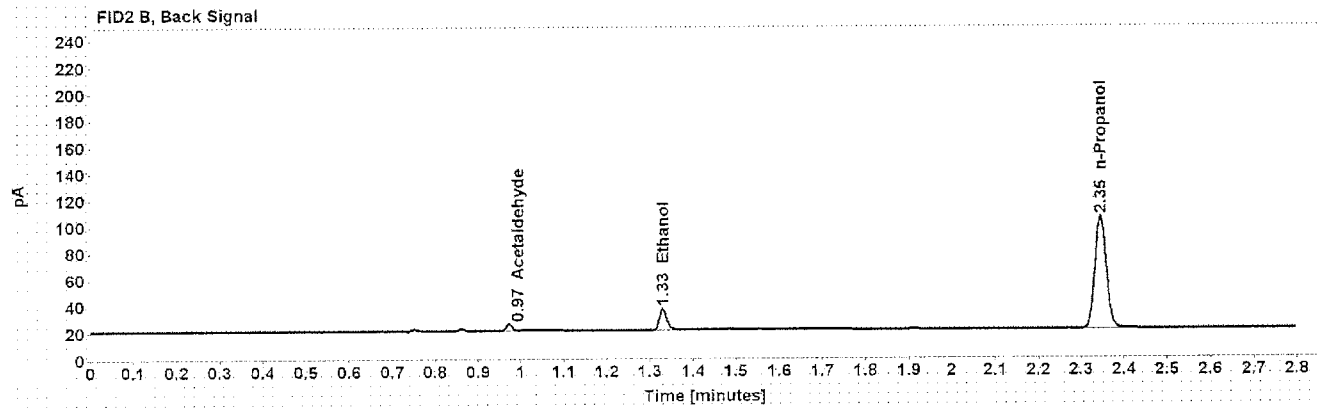
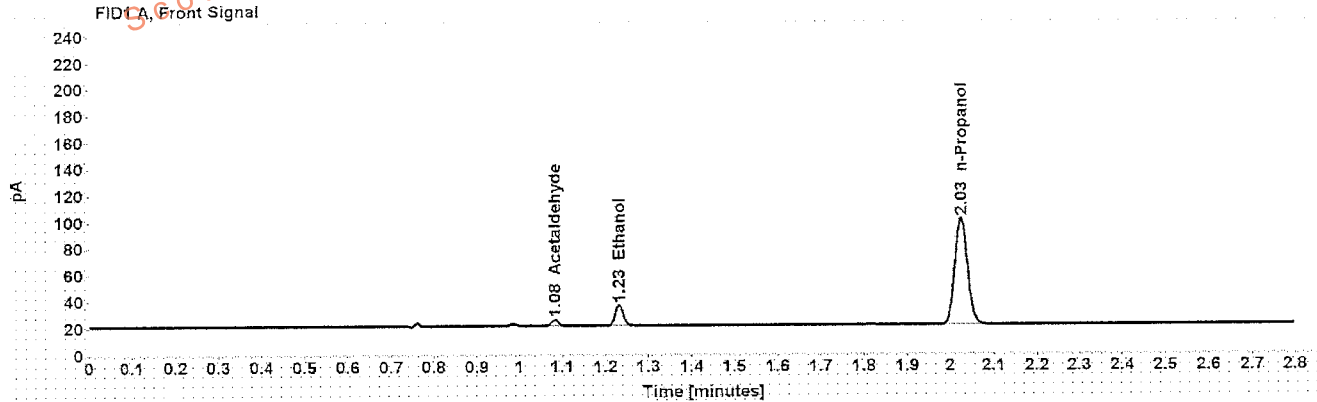


Table 1: FID 1 A (column DB-ALC1)

Compound	Amount (g/100mL)	Time (min)	Peak Area
Acetaldehyde	-----	1.083	4.899
>Ethanol	0.0335	1.232	19.924
n-Propanol	-----	2.025	163.809

Table 2: FID 2 B (column DB-ALC2)

Compound	Time (min)	Peak Area
Acetaldehyde	0.972	4.804
Ethanol	1.329	19.326
n-Propanol	2.345	157.085

Case: [REDACTED] User: pkosecki 4/17/2017

Scottsdale Police Department Crime Lab Volatiles Analysis

Sample:	[REDACTED]	Item number:	1099582
Injection date:	4/17/2017 1:28:10 PM	Vial:	13
Method:	ethanol quant.M	Sequence:	17Apr17
Instrument:	US14173023 CN14160045	Analyst:	Kosecki
Data file:	C:\Chem3211\Data\17Apr17\13.D		

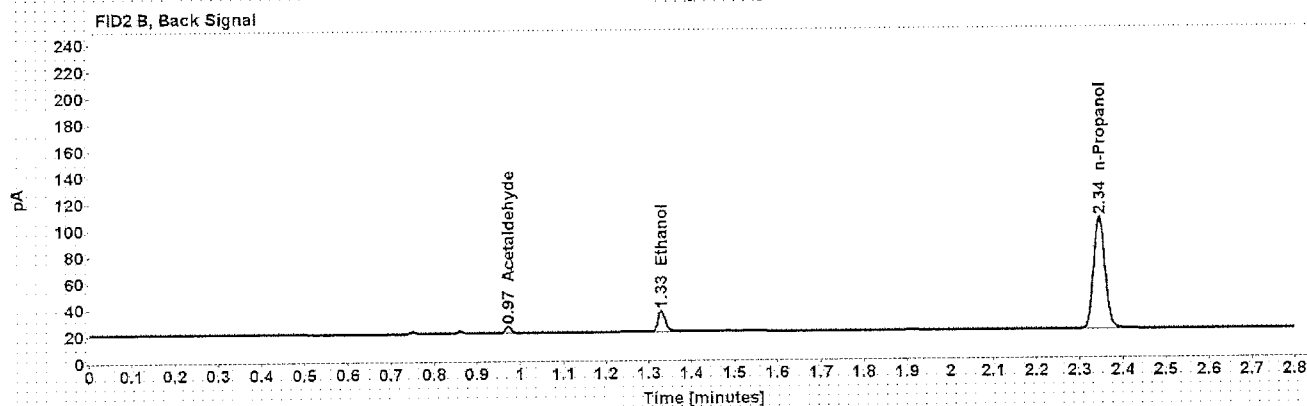
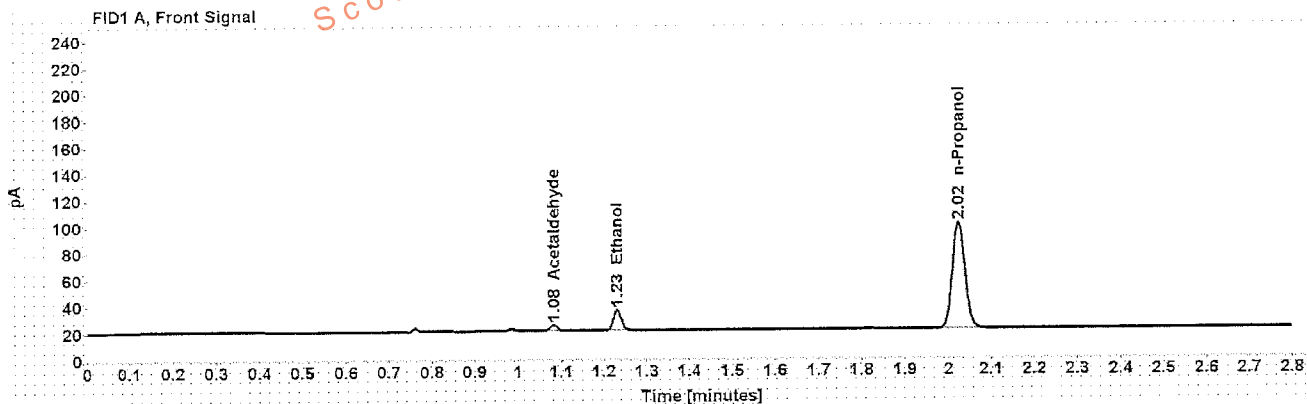


Table 1: FID 1 A (column DB-ALC1)

Compound	Amount (g/100mL)	Time (min)	Peak Area
Acetaldehyde	-----	1.083	4.810
>Ethanol	0.0335	1.231	19.772
n-Propanol	-----	2.025	162.722

Table 2: FID 2 B (column DB-ALC2)

Compound	Time (min)	Peak Area
Acetaldehyde	0.972	4.837
Ethanol	1.329	19.488
n-Propanol	2.345	156.021

Scottsdale Police Department Crime Lab Volatiles Analysis

Sample: [REDACTED]	Item number: 1101013
Injection date: 4/17/2017 1:32:10 PM	Vial: 14
Method: ethanol quant.M	Sequence: 17Apr17
Instrument: US14173023 CN14160045	Analyst: Kosecki
Data file: C:\Chem32\1\Data\17Apr17\14.D	

Dissemination is restricted to Criminal Justice Agencies and authorized Non-C.J. Agencies ONLY. Secondary dissemination to unauthorized agencies is PROHIBITED.
Scottsdale City Prosecutor

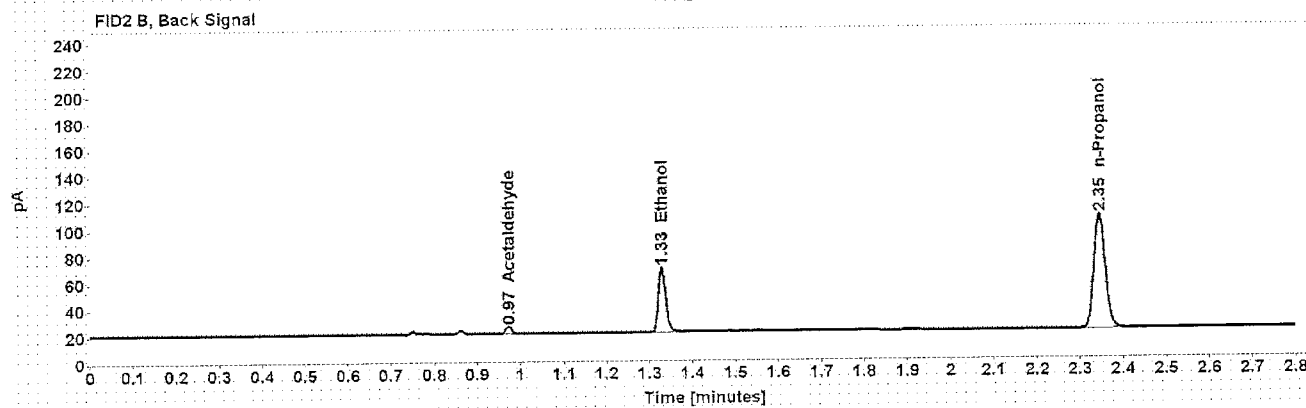
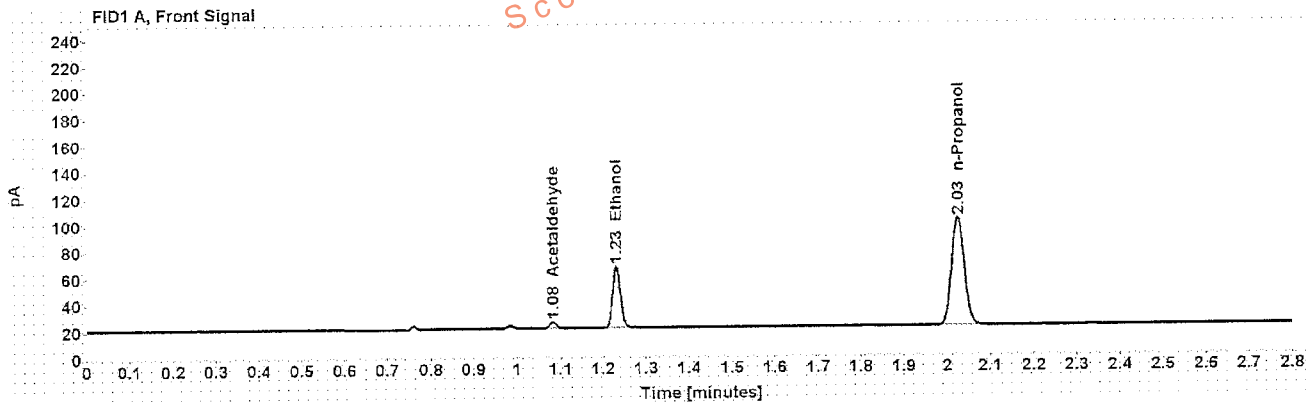


Table 1: FID 1 A (column DB-ALC1)

Compound	Amount (g/100mL)	Time (min)	Peak Area
Acetaldehyde	-----	1.084	4.964
>Ethanol	0.0972	1.231	59.303
n-Propanol	-----	2.026	165.515

Table 2: FID 2 B (column DB-ALC2)

Compound	Time (min)	Peak Area
Acetaldehyde	0.973	4.960
Ethanol	1.329	56.712
n-Propanol	2.346	159.067

Scottsdale Police Department Crime Lab Volatiles Analysis

Sample: [REDACTED]	Item number: 1101013
Injection date: 4/17/2017 1:36:09 PM	Vial: 15
Method: ethanol quant.M	Sequence: 17Apr17
Instrument: US14173023 CN14160045	Analyst: Kosecki
Data file: C:\Chem3211\Data\17Apr17\15.D	

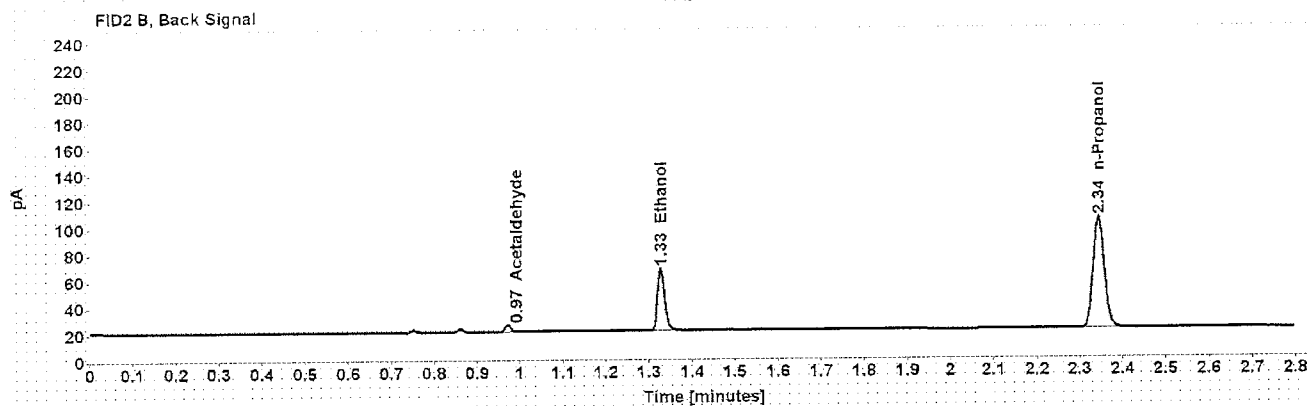
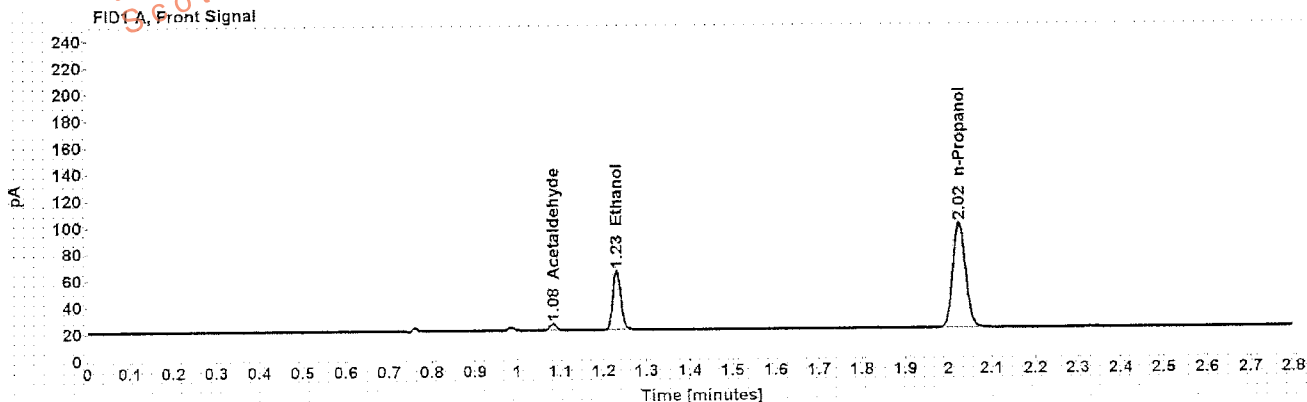


Table 1: FID 1 A (column DB-ALC1)

Compound	Amount (g/100mL)	Time (min)	Peak Area
Acetaldehyde	-----	1.083	4.988
>Ethanol	0.0967	1.231	57.505
n-Propanol	-----	2.025	161.421

Table 2: FID 2 B (column DB-ALC2)

Compound	Time (min)	Peak Area
Acetaldehyde	0.972	4.859
Ethanol	1.328	54.903
n-Propanol	2.345	155.095

Scottsdale Police Department Crime Lab Volatiles Analysis

Sample: [REDACTED]	Item number: 1055096
Injection date: 4/17/2017 1:40:09 PM	Vial: 16
Method: ethanol quant.M	Sequence: 17Apr17
Instrument: US14173023 CN14160045	Analyst: Kosecki
Data file: C:\Chem32\1\Data\17Apr17\16.D	

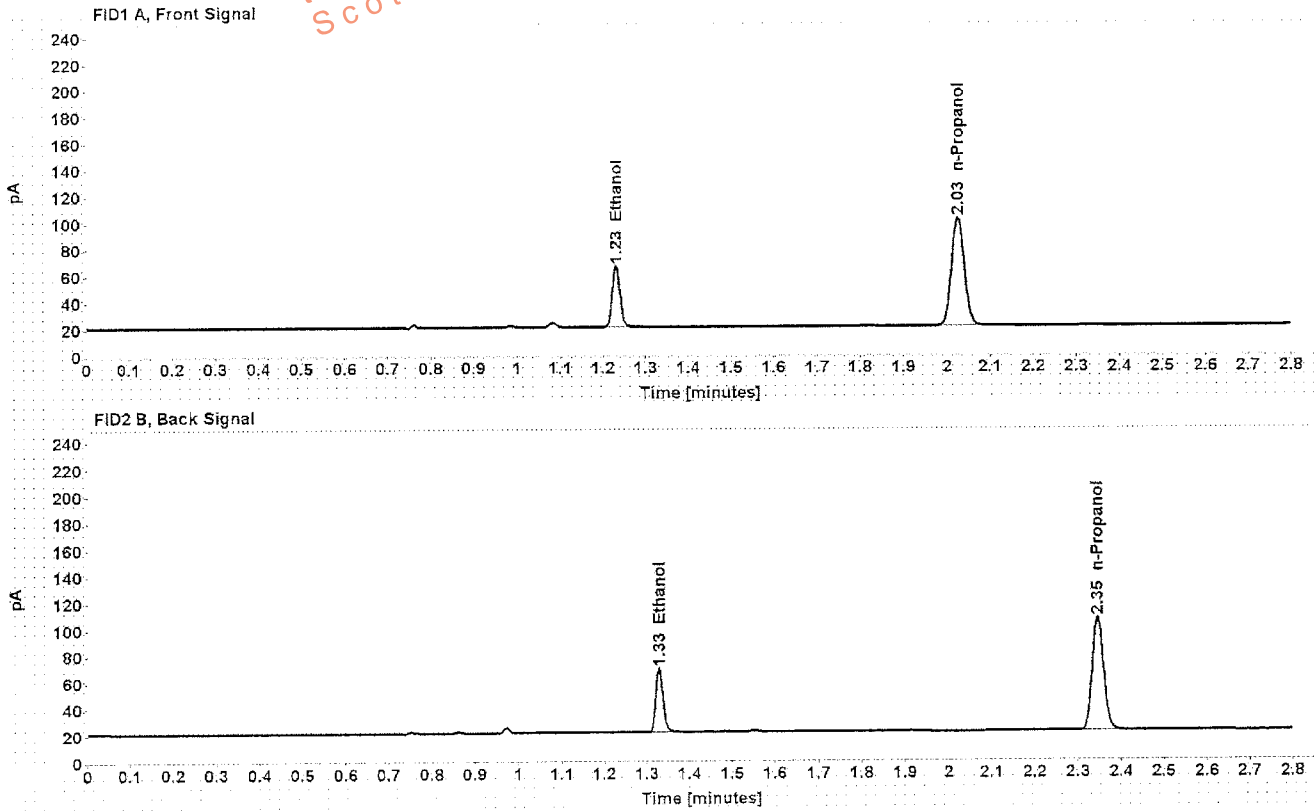


Table 1: FID 1 A (column DB-ALC1)

Compound	Amount (g/100mL)	Time (min)	Peak Area
>Ethanol	0.0962	1.231	58.811
n-Propanol	-----	2.025	165.904

Table 2: FID 2 B (column DB-ALC2)

Compound	Time (min)	Peak Area
Ethanol	1.328	56.250
n-Propanol	2.345	159.376

Scottsdale Police Department Crime Lab Volatiles Analysis

Sample: [REDACTED]	Item number: 1055096
Injection date: 4/17/2017 1:44:09 PM	Vial: 17
Method: ethanol quant.M	Sequence: 17Apr17
Instrument: US14173023 CN14160045	Analyst: Kosecki
Data file: C:\Chem32\1\Data\17Apr17\17.D	

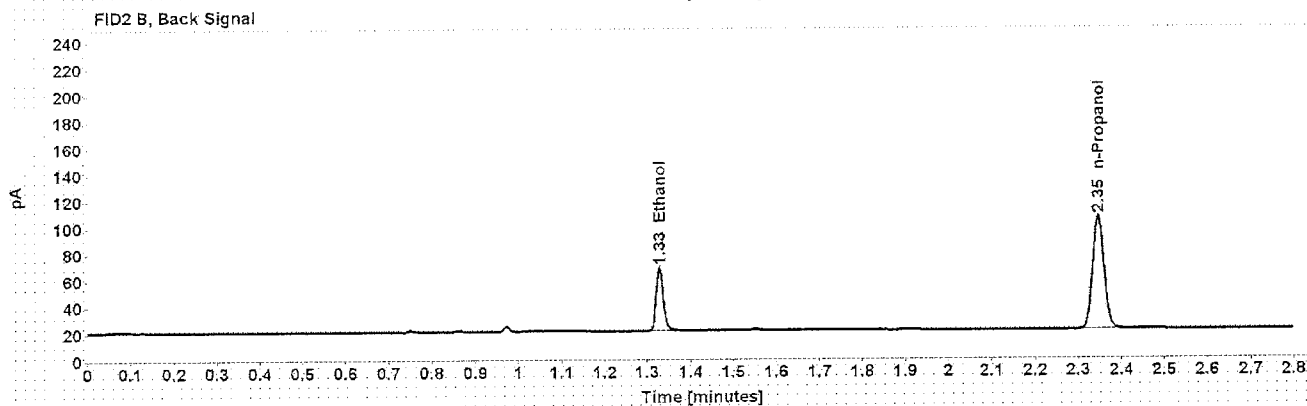
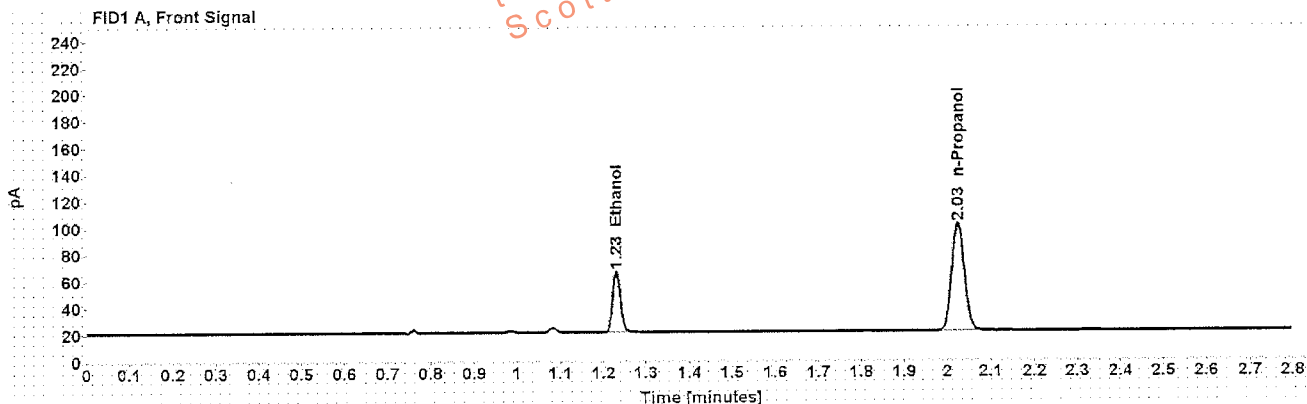


Table 1: FID 1 A (column DB-ALC1)

Compound	Amount (g/100mL)	Time (min)	Peak Area
>Ethanol	0.0963	1.231	58.553
n-Propanol	-----	2.025	164.985

Table 2: FID 2 B (column DB-ALC2)

Compound	Time (min)	Peak Area
Ethanol	1.328	56.152
n-Propanol	2.345	158.638

Case: [REDACTED] User: pkosecki 4/17/2017

Scottsdale Police Department Crime Lab Volatiles Analysis

Sample: [REDACTED] Item number: 1095325
Injection date: 4/17/2017 1:48:09 PM Vial: 18
Method: ethanol quant.M Sequence: 17Apr17
Instrument: US14173023 CN14160045 Analyst: Kosecki
Data file: C:\Chem3211\Data\17Apr17\18.D

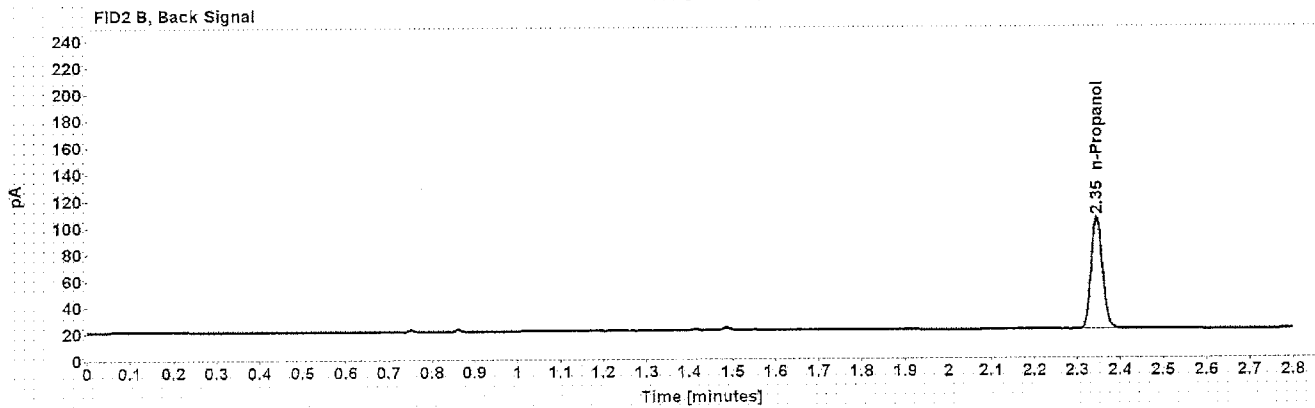
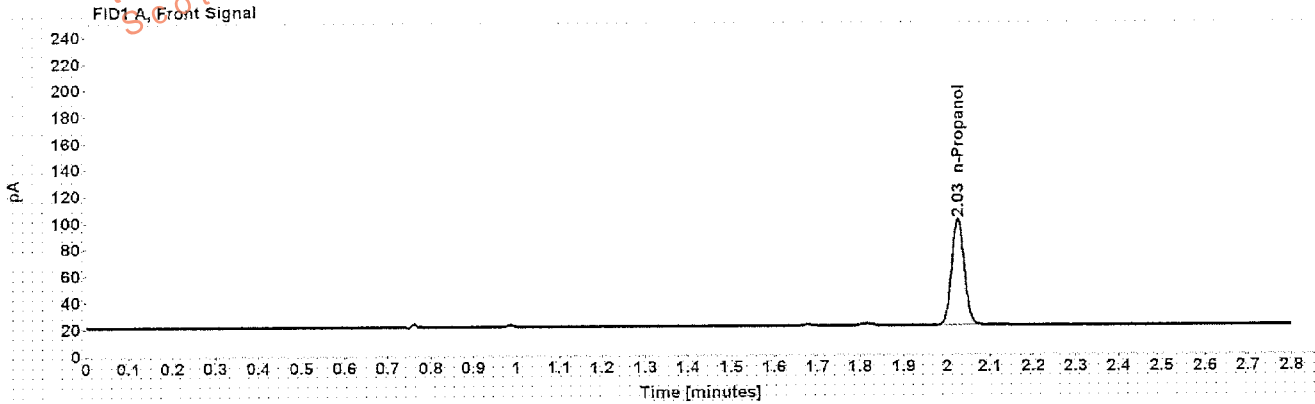


Table 1: FID 1 A (column DB-ALC1)

Compound	Amount (g/100mL)	Time (min)	Peak Area
n-Propanol	-----	2.025	163.340

Table 2: FID 2 B (column DB-ALC2)

Compound	Time (min)	Peak Area
n-Propanol	2.345	156.744

Case: [REDACTED] User: pkosecki 4/17/2017

Scottsdale Police Department Crime Lab Volatiles Analysis

Sample: [REDACTED] Item number: 1095325
Injection date: 4/17/2017 1:52:26 PM Vial: 19
Method: ethanol quant.M Sequence: 17Apr17
Instrument: US14173023CN14160045 Analyst: Kosecki
Data file: C:\Chem32\17Data\17Apr17\19.D

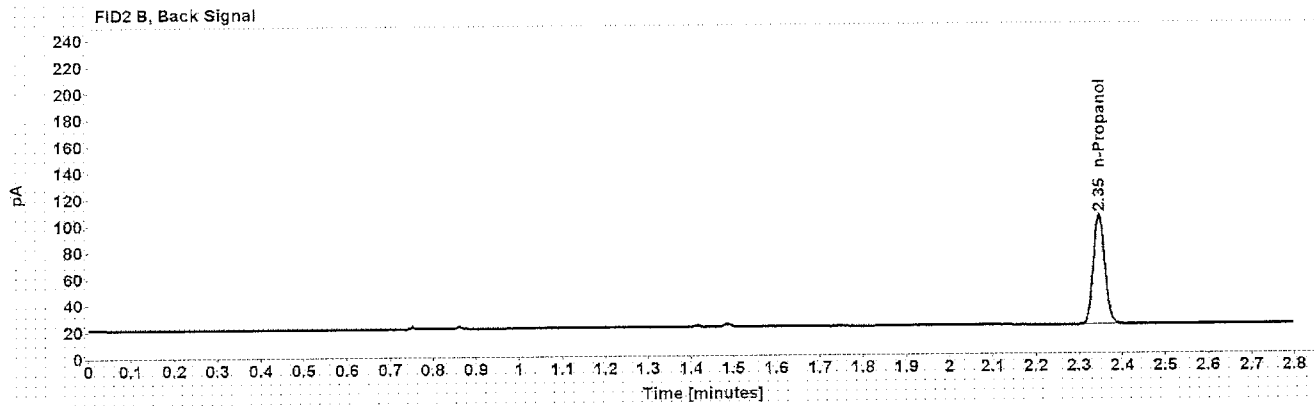
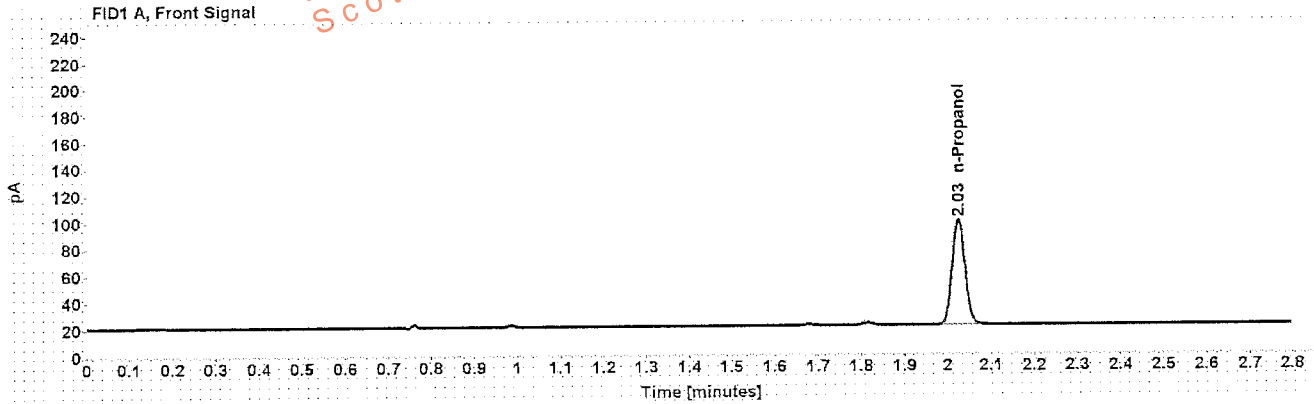


Table 1: FID 1 A (column DB-ALC1)

Compound	Amount (g/100mL)	Time (min)	Peak Area
n-Propanol	-----	2.025	160.758

Table 2: FID 2 B (column DB-ALC2)

Compound	Time (min)	Peak Area
n-Propanol	2.345	154.295

Scottsdale Police Department Crime Lab Volatiles Analysis

Sample: [REDACTED]	Item number: 1091846
Injection date: 4/17/2017 2:00:25 PM	Vial: 21
Method: ethanol quant.M	Sequence: 17Apr17
Instrument: US14173023 CN14160045	Analyst: Kosecki
Data file: C:\Chem32\1\Data\17Apr17\21.D	

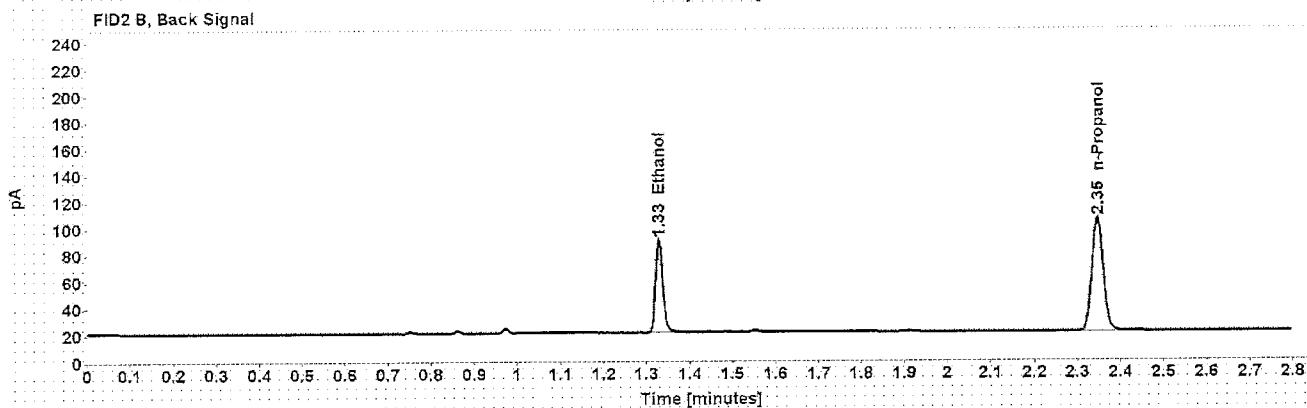
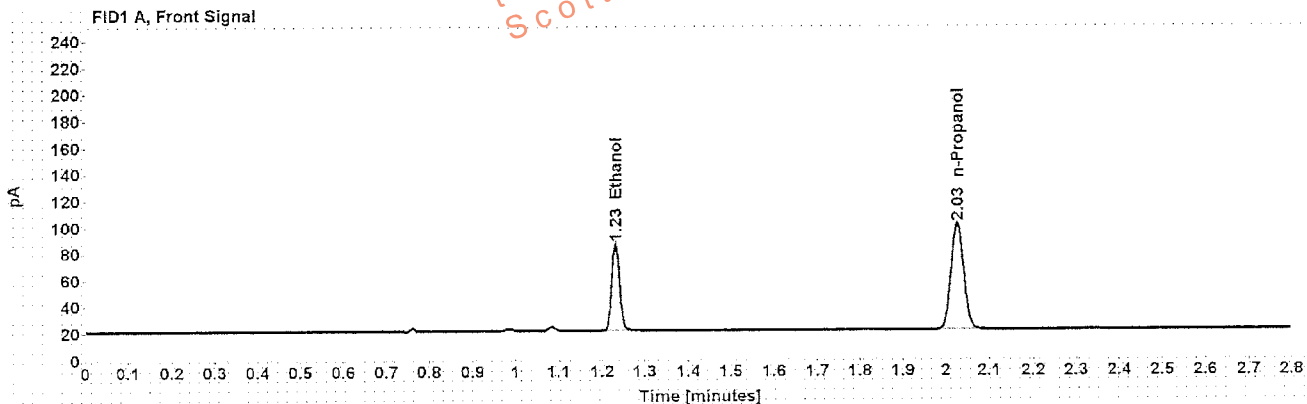


Table 1: FID 1 A (column DB-ALC1)

Compound	Amount (g/100mL)	Time (min)	Peak Area
>Ethanol	0.1397	1.231	84.691
n-Propanol	-----	2.026	164.146

Table 2: FID 2 B (column DB-ALC2)

Compound	Time (min)	Peak Area
Ethanol	1.329	81.168
n-Propanol	2.346	157.992

Scottsdale Police Department Crime Lab Volatiles Analysis

Sample: [REDACTED]	Item number: 1091846
Injection date: 4/17/2017 2:04:24 PM	Vial: 22
Method: ethanol quant.M	Sequence: 17Apr17
Instrument: US14173023 CN14160045	Analyst: Kosecki
Data file: C:\Chem32\1Data\17Apr17\22.D	

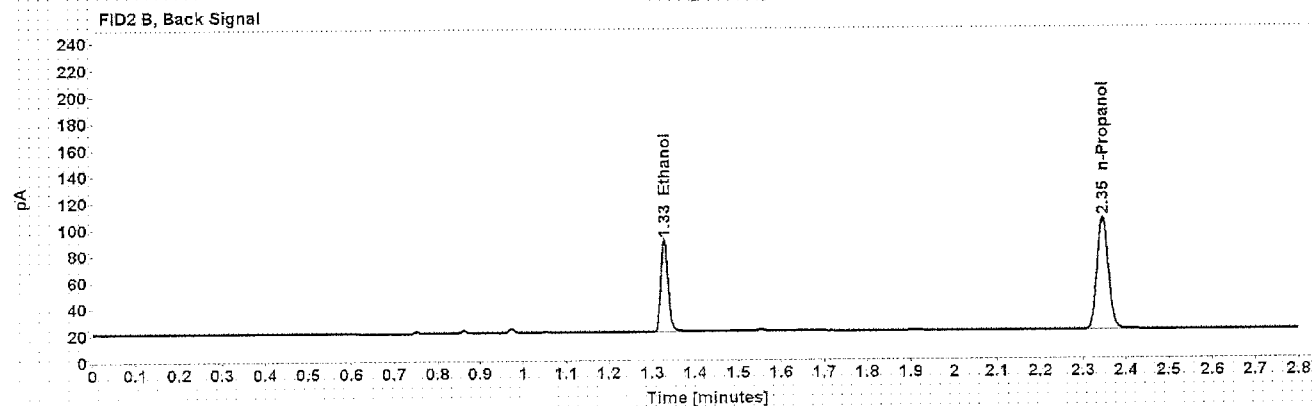
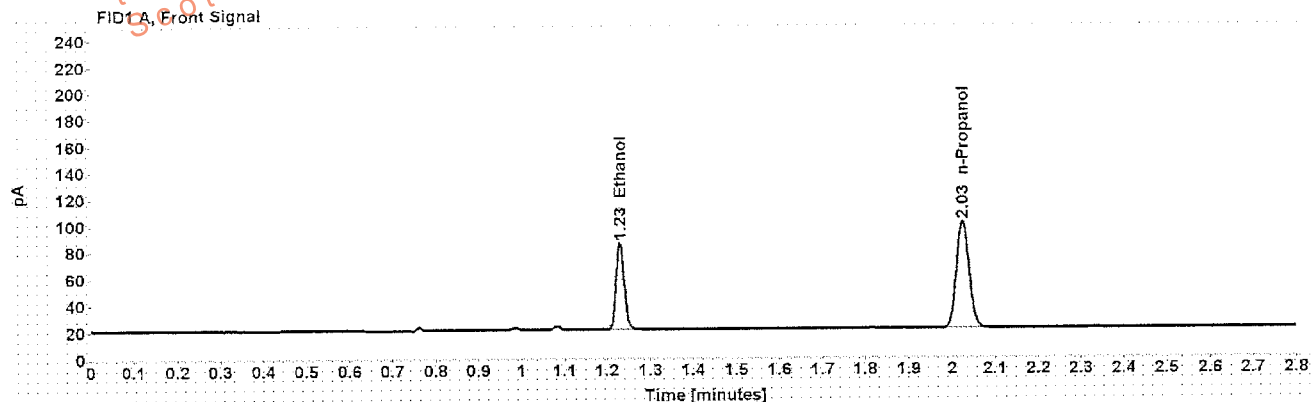


Table 1: FID 1 A (column DB-ALC1)

Compound	Amount (g/100mL)	Time (min)	Peak Area
>Ethanol	0.1387	1.231	83.879
n-Propanol	-----	2.025	163.778

Table 2: FID 2 B (column DB-ALC2)

Compound	Time (min)	Peak Area
Ethanol	1.327	80.582
n-Propanol	2.345	157.536

Scottsdale Police Department Crime Lab Volatiles Analysis

Sample: [REDACTED]	Item number: 1102710
Injection date: 4/17/2017 2:08:24 PM	Vial: 23
Method: ethanol quant.M	Sequence: 17Apr17
Instrument: US14173023-CN14160045	Analyst: Kosecki
Data file: C:\Chem321\1Data\17Apr17\23.D	

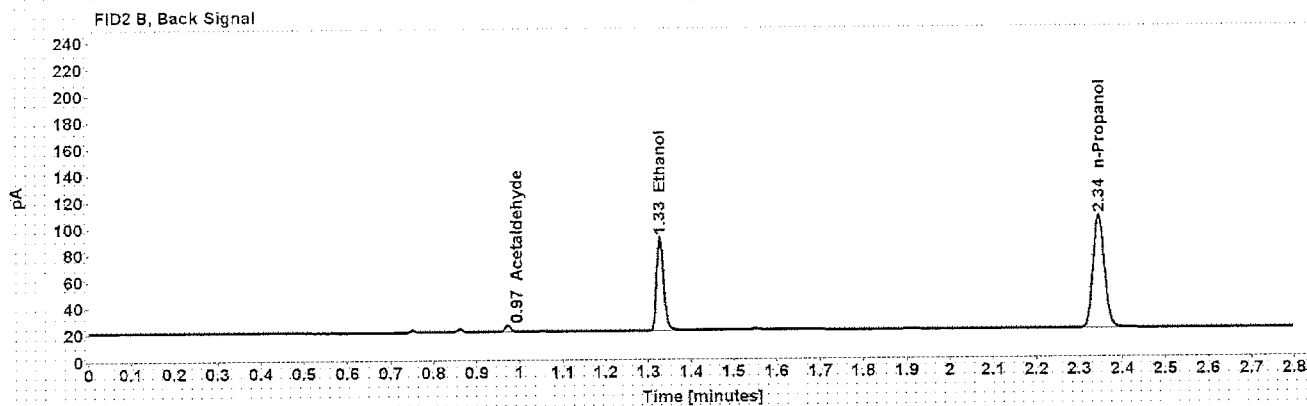
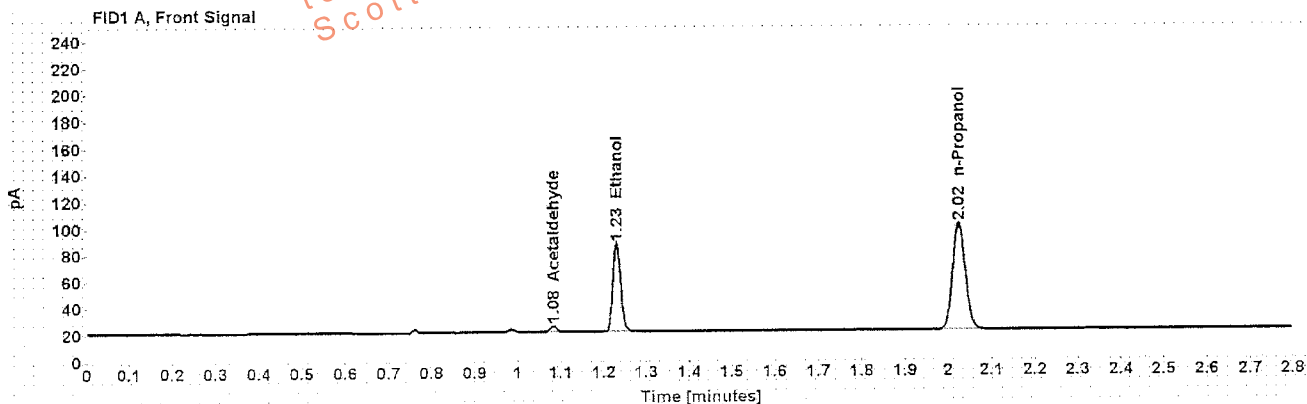


Table 1: FID 1 A (column DB-ALC1)

Compound	Amount (g/100mL)	Time (min)	Peak Area
Acetaldehyde	-----	1.083	4.568
>Ethanol	0.1411	1.230	85.978
n-Propanol	-----	2.025	165.000

Table 2: FID 2 B (column DB-ALC2)

Compound	Time (min)	Peak Area
Acetaldehyde	0.972	4.423
Ethanol	1.327	82.364
n-Propanol	2.345	158.490

Scottsdale Police Department Crime Lab Volatiles Analysis

Sample: [REDACTED]	Item number: 1102710
Injection date: 4/17/2017 2:12:24 PM	Vial: 24
Method: ethanol quant.M	Sequence: 17Apr17
Instrument: US14173023 CN14160045	Analyst: Kosecki
Data file: C:\Chem32\1\Data\17Apr17\24.D	

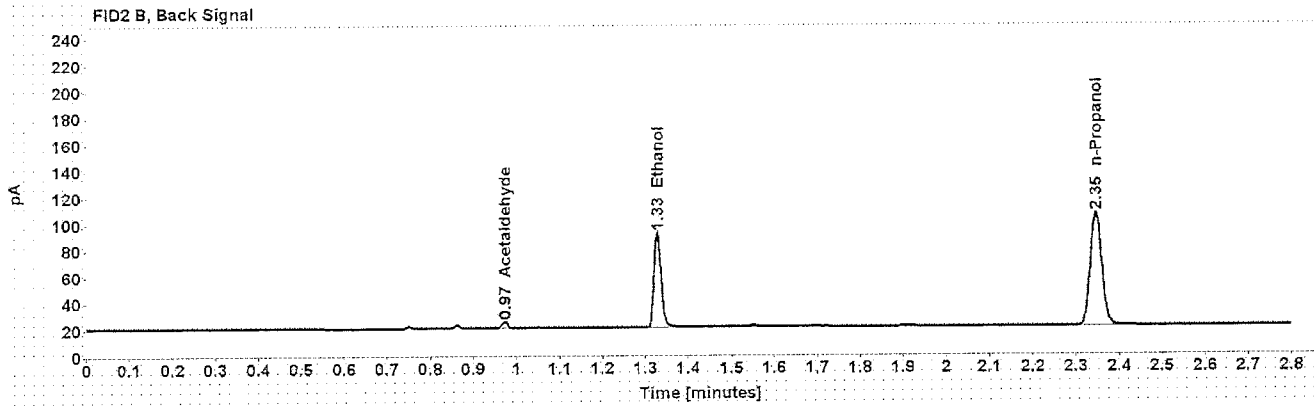
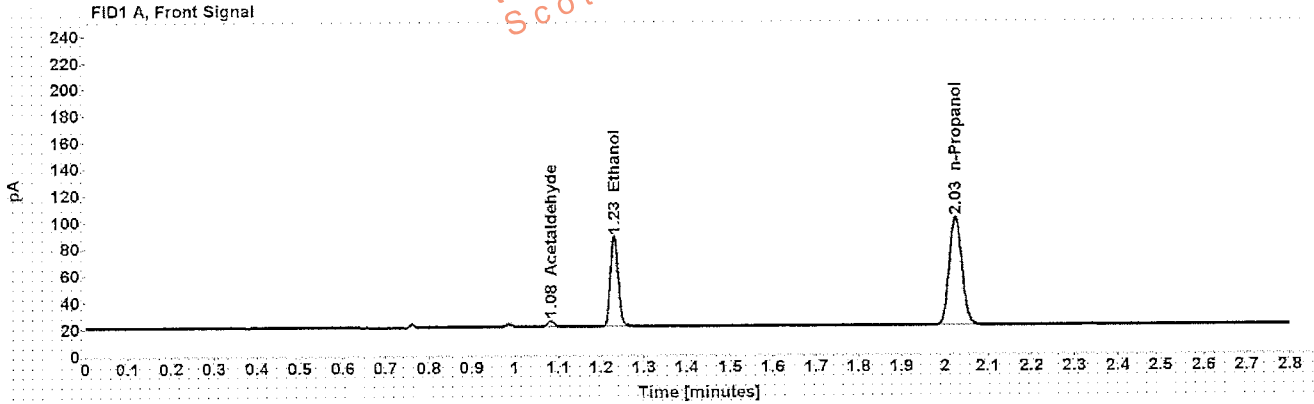


Table 1: FID 1 A (column DB-ALC1)

Compound	Amount (g/100mL)	Time (min)	Peak Area
Acetaldehyde	-----	1.084	4.566
>Ethanol	0.1421	1.231	86.647
n-Propanol	-----	2.025	165.033

Table 2: FID 2 B (column DB-ALC2)

Compound	Time (min)	Peak Area
Acetaldehyde	0.973	4.407
Ethanol	1.328	82.971
n-Propanol	2.346	158.753

Scottsdale Police Department Crime Lab Volatiles Analysis

Sample: [REDACTED]	Item number: 1102702
Injection date: 4/17/2017 2:16:39 PM	Vial: 25
Method: ethanol quant.M	Sequence: 17Apr17
Instrument: US14173023 CN14160045	Analyst: Kosecki
Data file: C:\Chem32\11\Data\17Apr17\25.D	

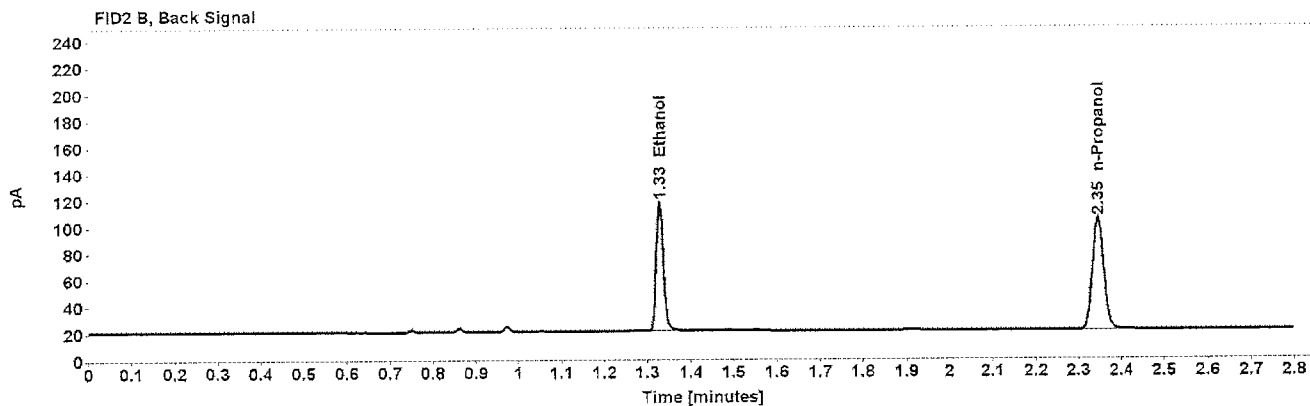
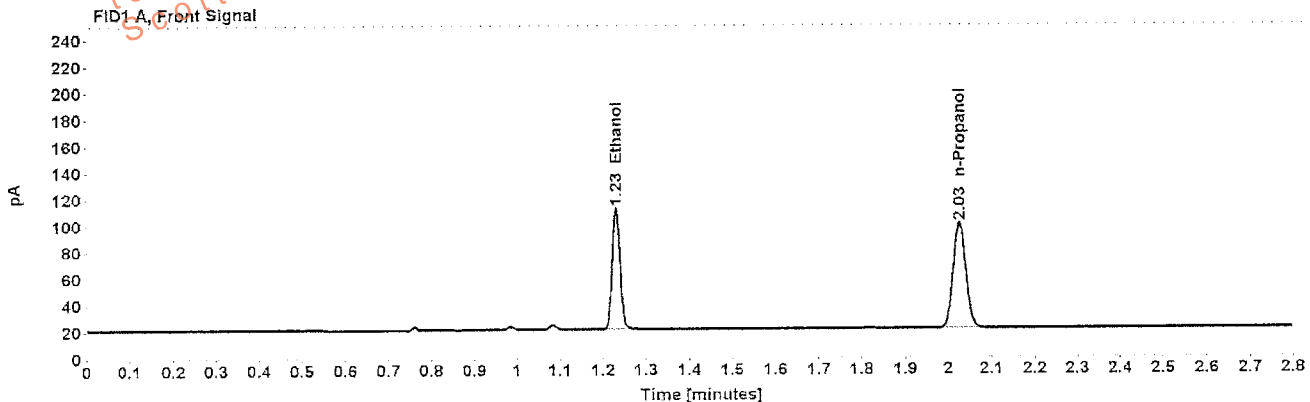


Table 1: FID 1 A (column DB-ALC1)

Compound	Amount (g/100mL)	Time (min)	Peak Area
>Ethanol	0.1956	1.230	117.409
n-Propanol	-----	2.025	162.238

Table 2: FID 2 B (column DB-ALC2)

Compound	Time (min)	Peak Area
Ethanol	1.327	112.867
n-Propanol	2.345	155.793

Scottsdale Police Department Crime Lab Volatiles Analysis

Sample:	[REDACTED]	Item number:	1102702
Injection date:	4/17/2017 2:20:39 PM	Vial:	26
Method:	ethanol quant.M	Sequence:	17Apr17
Instrument:	US14173023 CN14160045	Analyst:	Kosecki
Data file:	C:\Chem321\1Data\17Apr17\26.D		

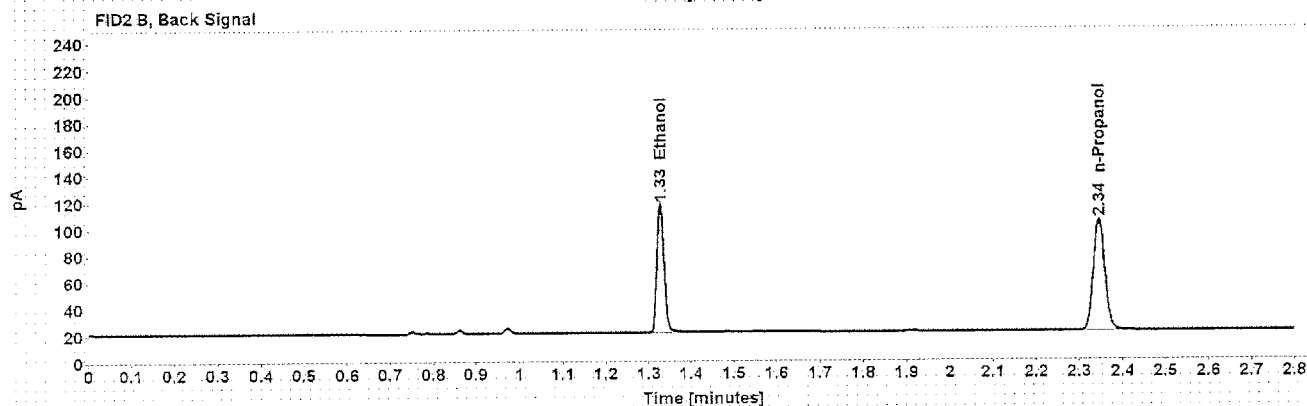
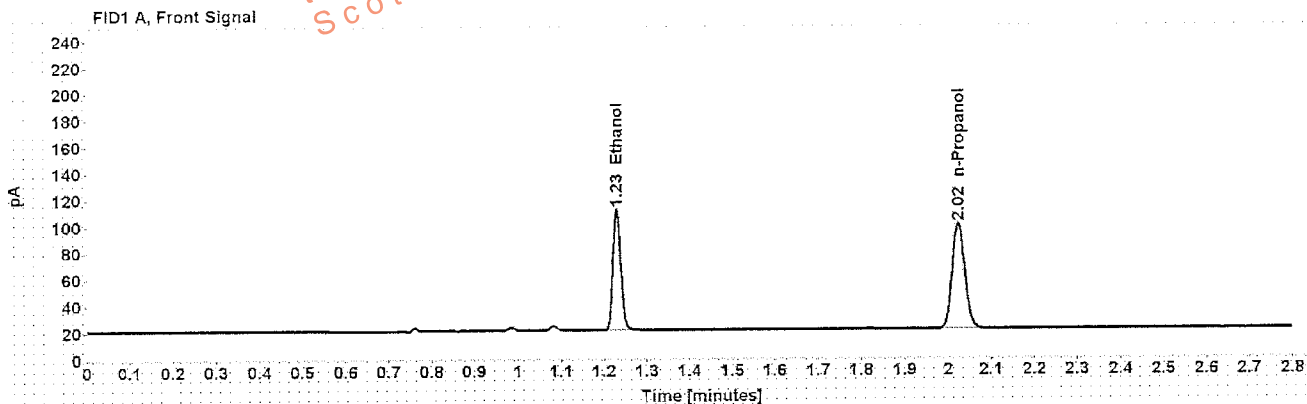


Table 1: FID 1 A (column DB-ALC1)

Compound	Amount (g/100mL)	Time (min)	Peak Area
>Ethanol	0.1949	1.230	116.734
n-Propanol	-----	2.025	161.898

Table 2: FID 2 B (column DB-ALC2)

Compound	Time (min)	Peak Area
Ethanol	1.327	112.163
n-Propanol	2.345	155.563

Scottsdale Police Department Crime Lab Volatiles Analysis

Sample: [REDACTED]	Item number: 1111227
Injection date: 4/17/2017 2:24:40 PM	Vial: 27
Method: ethanol quant.M	Sequence: 17Apr17
Instrument: US14173023 CN14160045	Analyst: Kosecki
Data file: C:\Chem3211\Data\17Apr17\27.D	

Dissemination is restricted to Criminal Justice Agencies and authorized Non-C.J. Agencies ONLY. Secondary dissemination to unauthorized agencies is PROHIBITED.
Scottsdale City Prosecutor

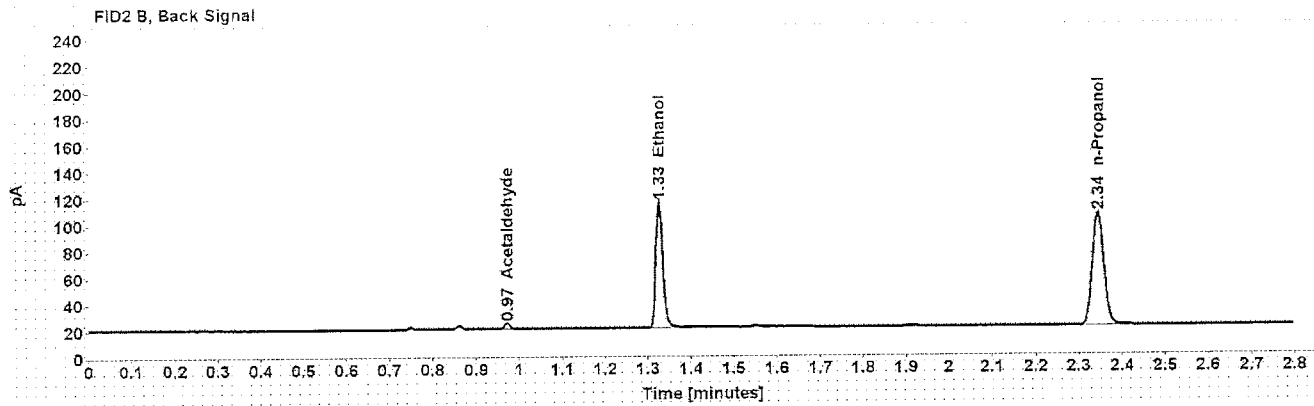
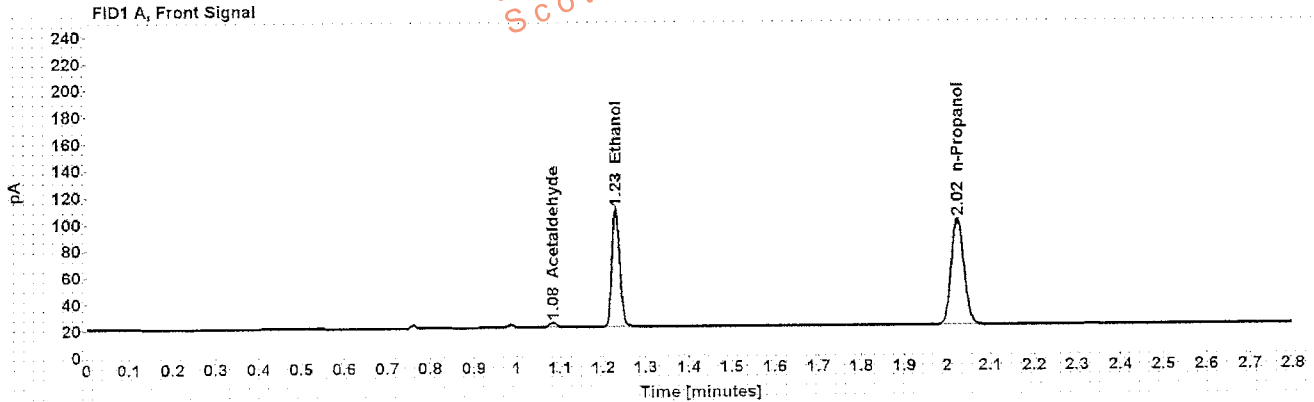


Table 1: FID 1 A (column DB-ALC1)

Compound	Amount (g/100mL)	Time (min)	Peak Area
Acetaldehyde	-----	1.083	4.068
>Ethanol	0.1888	1.230	114.543
n-Propanol	-----	2.025	164.005

Table 2: FID 2 B (column DB-ALC2)

Compound	Time (min)	Peak Area
Acetaldehyde	0.972	4.076
Ethanol	1.327	109.923
n-Propanol	2.345	157.691

Scottsdale Police Department Crime Lab Volatiles Analysis

Sample: [REDACTED]	Item number: 1111227
Injection date: 4/17/2017 2:28:40 PM	Vial: 28
Method: ethanol quant.M	Sequence: 17Apr17
Instrument: US14173023 CN14160045	Analyst: Kosecki
Data file: C:\Chem3211\Data\17Apr17\28.D	

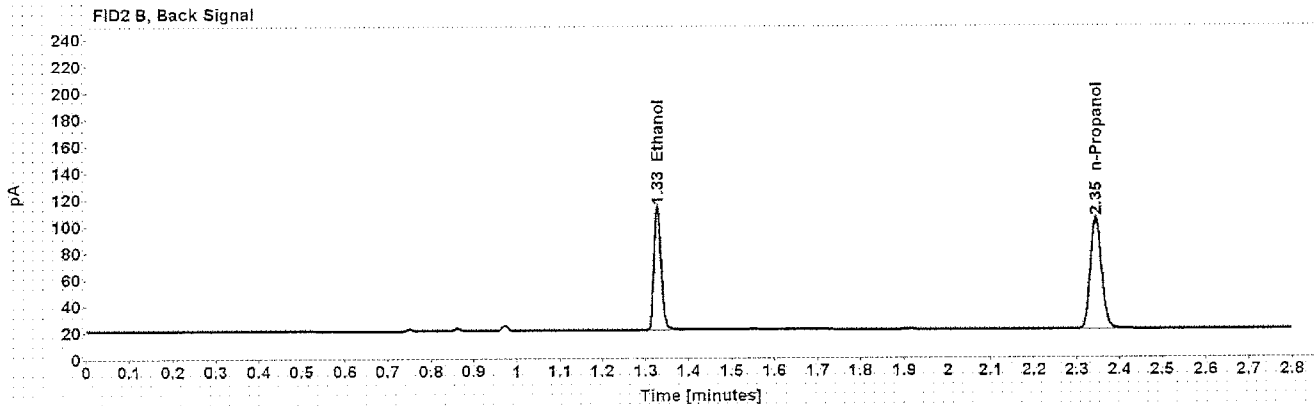
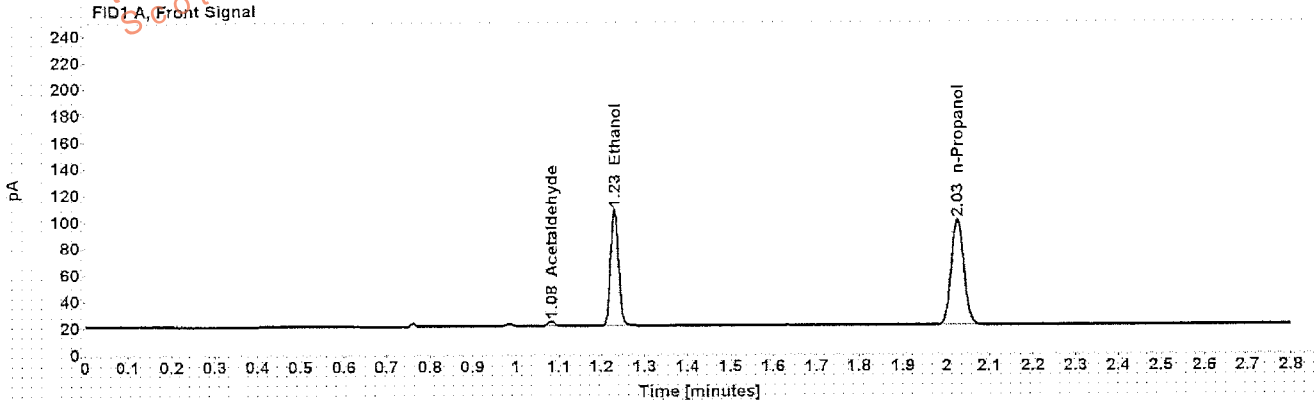


Table 1: FID 1 A (column DB-ALC1)

Compound	Amount (g/100mL)	Time (min)	Peak Area
Acetaldehyde	-----	1.083	3.766
>Ethanol	0.1882	1.230	112.407
n-Propanol	-----	2.025	161.472

Table 2: FID 2 B (column DB-ALC2)

Compound	Time (min)	Peak Area
Ethanol	1.327	107.842
n-Propanol	2.345	155.315

Case: [REDACTED] User: pkosecki 4/17/2017

Scottsdale Police Department Crime Lab Volatiles Analysis

Sample: [REDACTED] Item number: 1113460
Injection date: 4/17/2017 2:32:39 PM Vial: 29
Method: ethanol quant.M Sequence: 17Apr17
Instrument: US14173023 CN14160045 Analyst: Kosecki
Data file: C:\Chem32\17Data\17Apr17\29.D

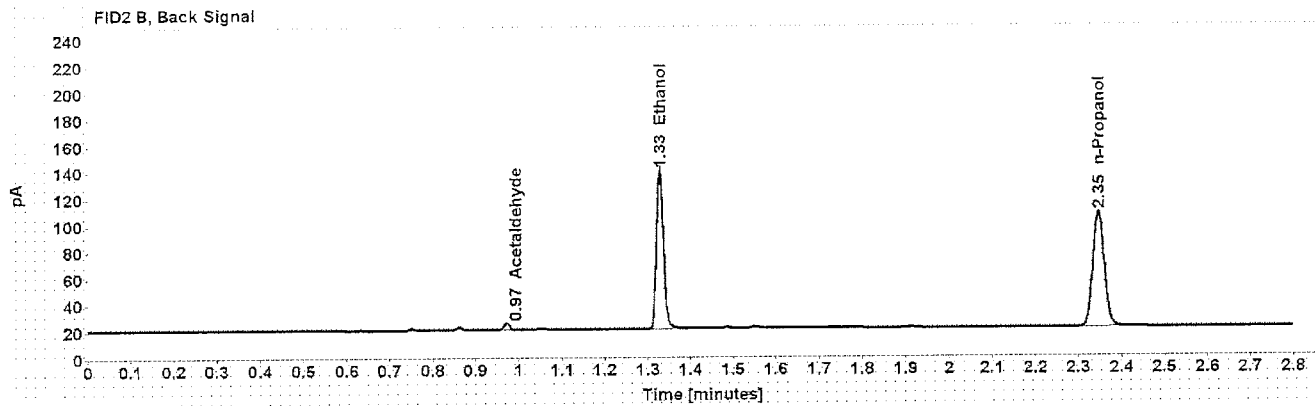
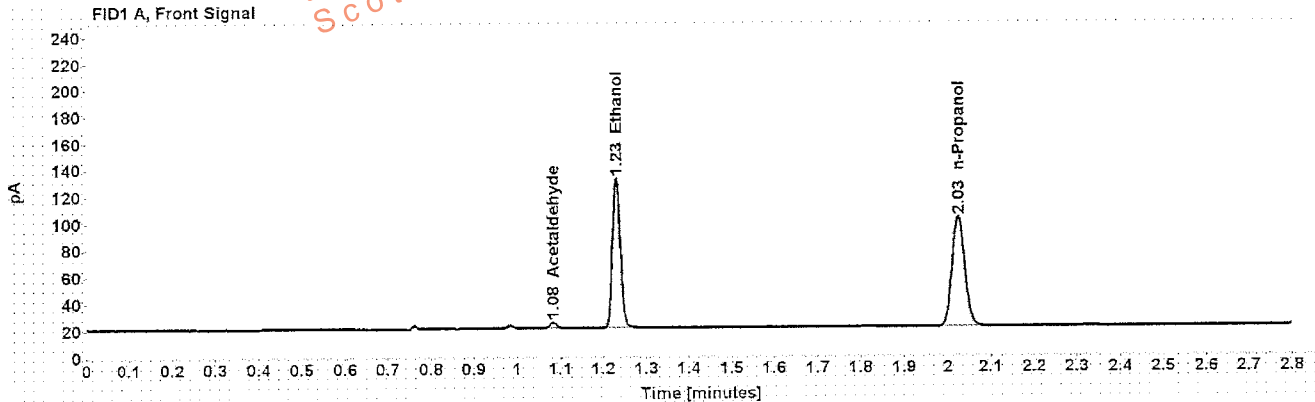


Table 1: FID 1 A (column DB-ALC1)

Compound	Amount (g/100mL)	Time (min)	Peak Area
Acetaldehyde	-----	1.084	4.673
>Ethanol	0.2315	1.231	144.250
n-Propanol	-----	2.026	168.365

Table 2: FID 2 B (column DB-ALC2)

Compound	Time (min)	Peak Area
Acetaldehyde	0.973	4.526
Ethanol	1.328	138.645
n-Propanol	2.346	160.852

Case: [REDACTED] User: pkosecki 4/17/2017

Scottsdale Police Department Crime Lab Volatiles Analysis

Sample: [REDACTED] Item number: 1113460
Injection date: 4/17/2017 2:36:39 PM Vial: 30
Method: ethanol quant.M Sequence: 17Apr17
Instrument: US14173023 CN14160045 Analyst: Kosecki
Data file: C:\Chem321\Data\17Apr17\30.D

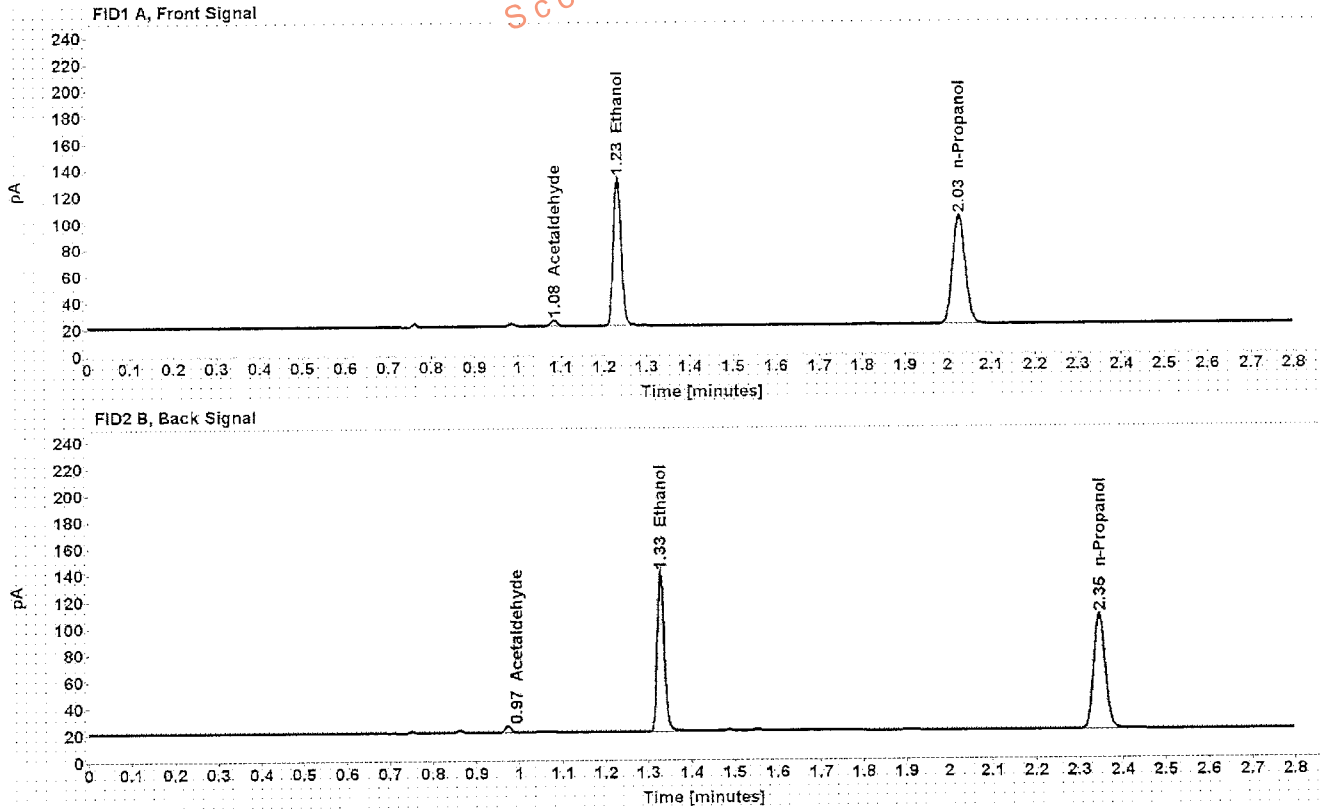


Table 1: FID 1 A (column DB-ALC1)

Compound	Amount (g/100mL)	Time (min)	Peak Area
Acetaldehyde	-----	1.084	4.569
>Ethanol	0.2324	1.231	144.285
n-Propanol	-----	2.026	167.718

Table 2: FID 2 B (column DB-ALC2)

Compound	Time (min)	Peak Area
Acetaldehyde	0.973	4.435
Ethanol	1.328	139.497
n-Propanol	2.346	161.119

Scottsdale Police Department Crime Lab Volatiles Analysis

Sample: [REDACTED]	Item number: 1111435
Injection date: 4/17/2017 2:44:54 PM	Vial: 32
Method: ethanol quant.M	Sequence: 17Apr17
Instrument: US14173023 CN14160045	Analyst: Kosecki
Data file: C:\Chem3211\Data\17Apr17\32.D	

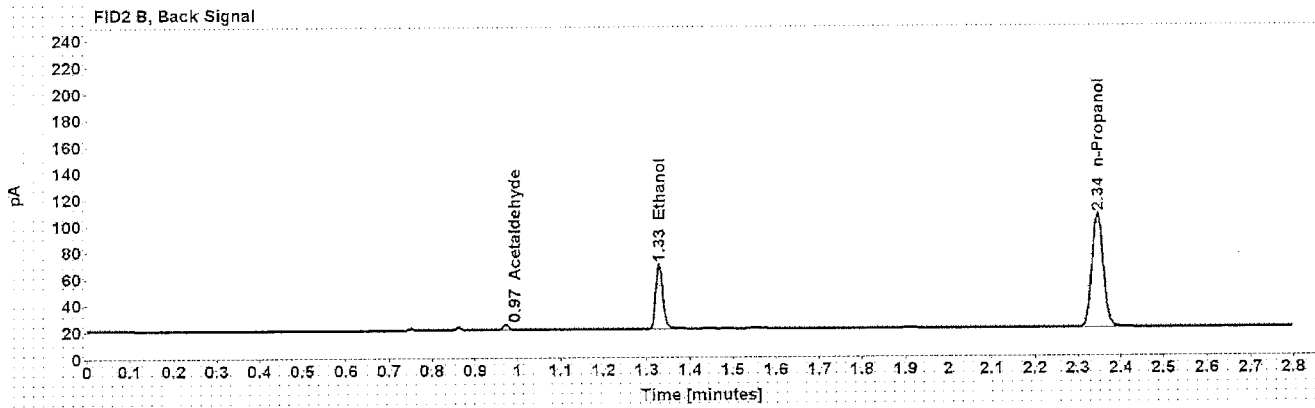
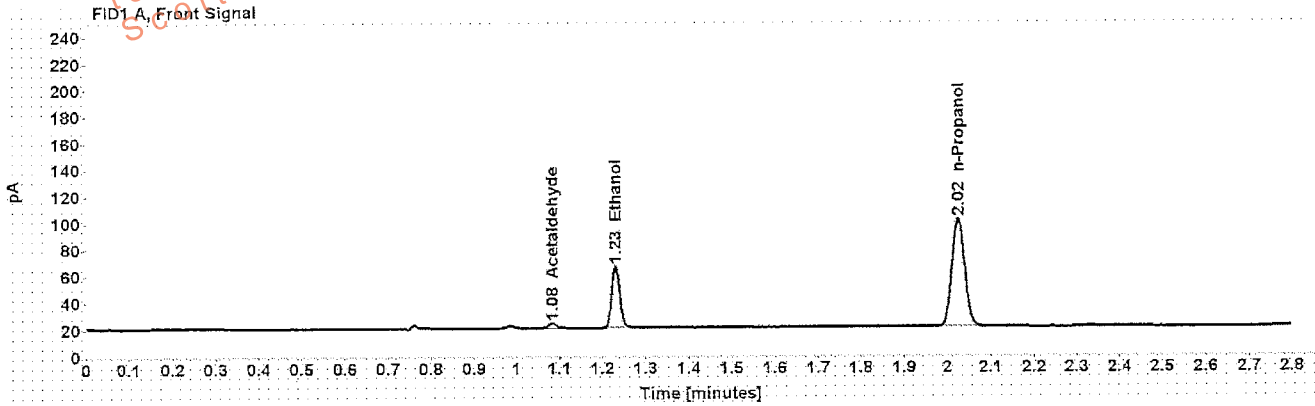


Table 1: FID 1 A (column DB-ALC1)

Compound	Amount (g/100mL)	Time (min)	Peak Area
Acetaldehyde	-----	1.083	3.962
>Ethanol	0.0974	1.231	59.416
n-Propanol	-----	2.025	165.492

Table 2: FID 2 B (column DB-ALC2)

Compound	Time (min)	Peak Area
Acetaldehyde	0.972	3.959
Ethanol	1.328	57.114
n-Propanol	2.345	159.240

Scottsdale Police Department Crime Lab Volatiles Analysis

Sample: [REDACTED]	Item number: 1111435
Injection date: 4/17/2017 2:48:54 PM	Vial: 33
Method: ethanol quant.M	Sequence: 17Apr17
Instrument: US14173023 CN14160045	Analyst: Kosecki
Data file: C:\Chem3211\Data\17Apr17\33.D	

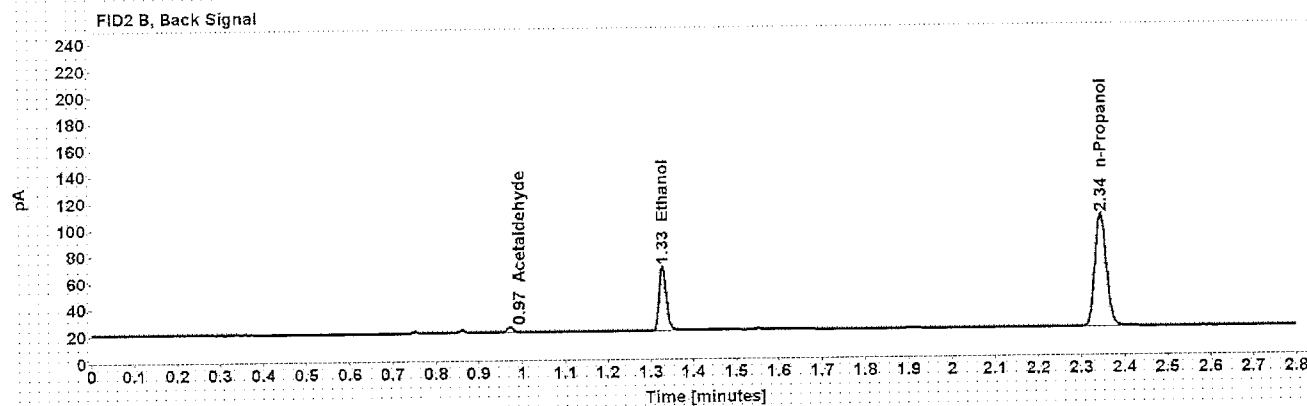
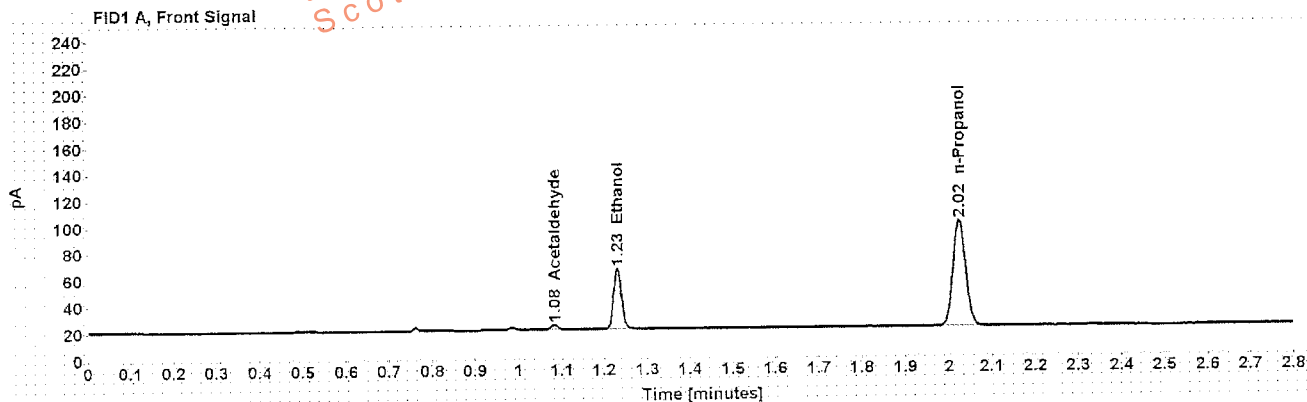


Table 1: FID 1 A (column DB-ALC1)

Compound	Amount (g/100mL)	Time (min)	Peak Area
Acetaldehyde	-----	1.083	3.938
>Ethanol	0.0974	1.231	58.646
n-Propanol	-----	2.025	163.421

Table 2: FID 2 B (column DB-ALC2)

Compound	Time (min)	Peak Area
Acetaldehyde	0.972	3.933
Ethanol	1.328	56.177
n-Propanol	2.345	157.257

Scottsdale Police Department Crime Lab Volatiles Analysis

Sample: [REDACTED]	Item number: 112815
Injection date: 4/17/2017 2:52:54 PM	Vial: 34
Method: ethanol quant.M	Sequence: 17Apr17
Instrument: US14173023 CN14160045	Analyst: Kosecki
Data file: C:\Chem32\1\Data\17Apr17\34.D	

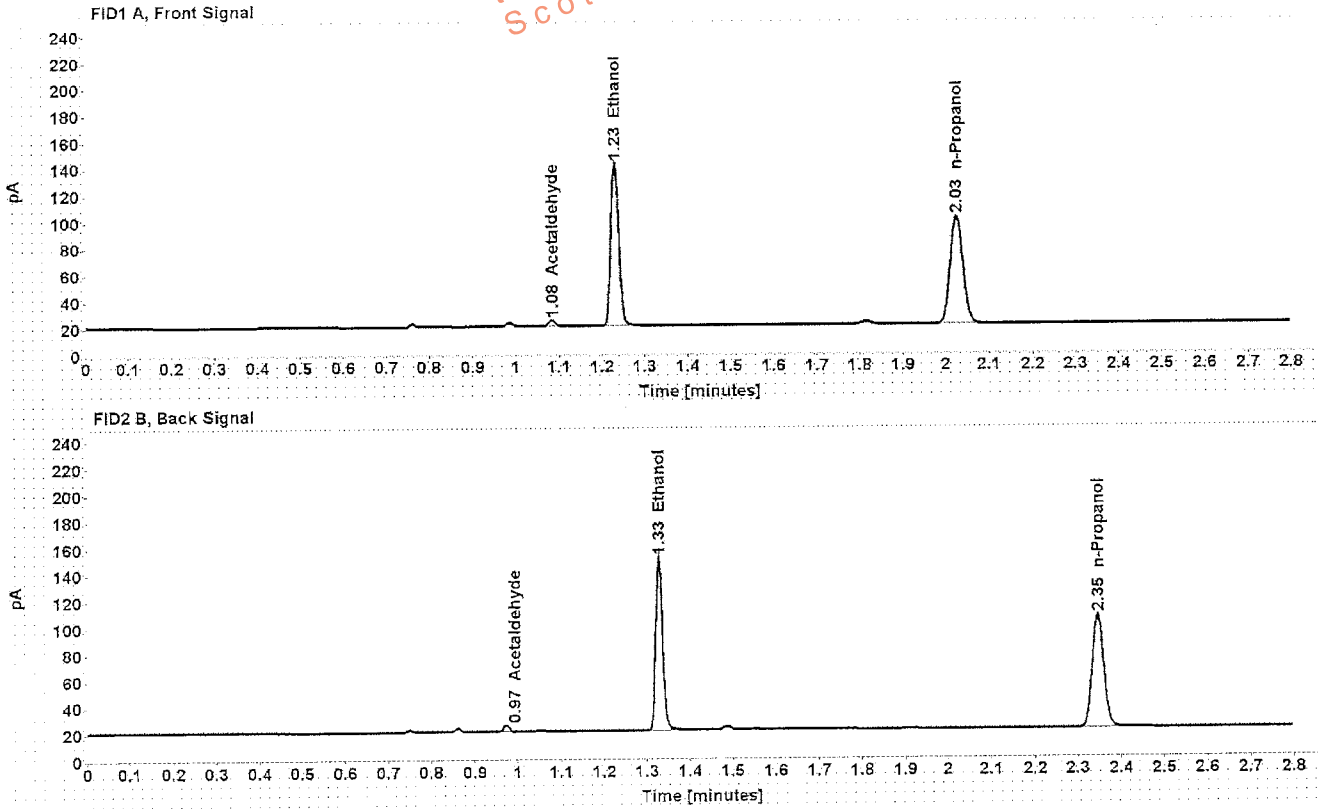


Table 1: FID 1 A (column DB-ALC1)

Compound	Amount (g/100mL)	Time (min)	Peak Area
Acetaldehyde	-----	1.084	4.684
>Ethanol	0.2579	1.231	158.128
n-Propanol	-----	2.026	165.574

Table 2: FID 2 B (column DB-ALC2)

Compound	Time (min)	Peak Area
Acetaldehyde	0.973	4.512
Ethanol	1.328	152.118
n-Propanol	2.346	159.045

Scottsdale Police Department Crime Lab Volatiles Analysis

Sample: [REDACTED]	Item number: 1112815
Injection date: 4/17/2017 2:56:55 PM	Vial: 35
Method: ethanol quant.M	Sequence: 17Apr17
Instrument: US14173023 CN14160045	Analyst: Kosecki
Data file: C:\Chem3211\Data\17Apr17\35.D	

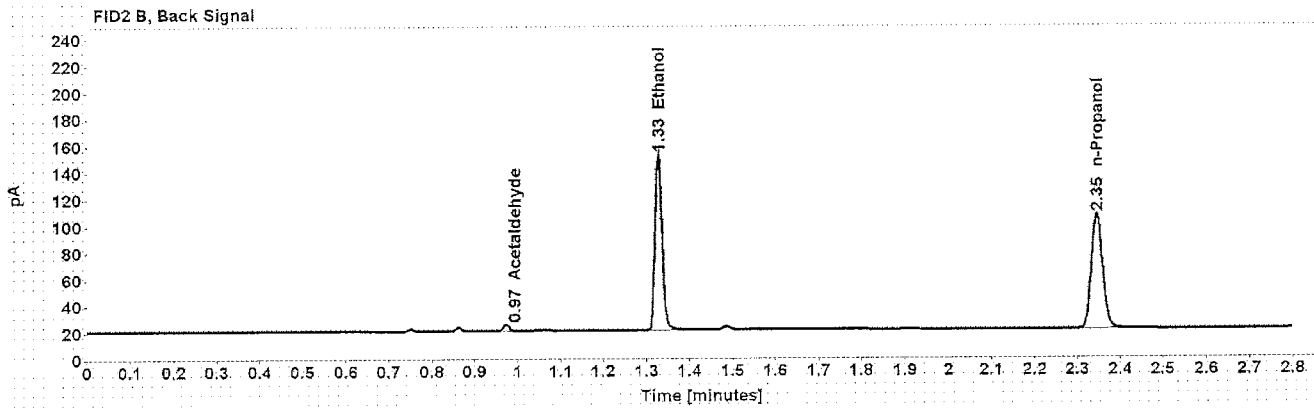
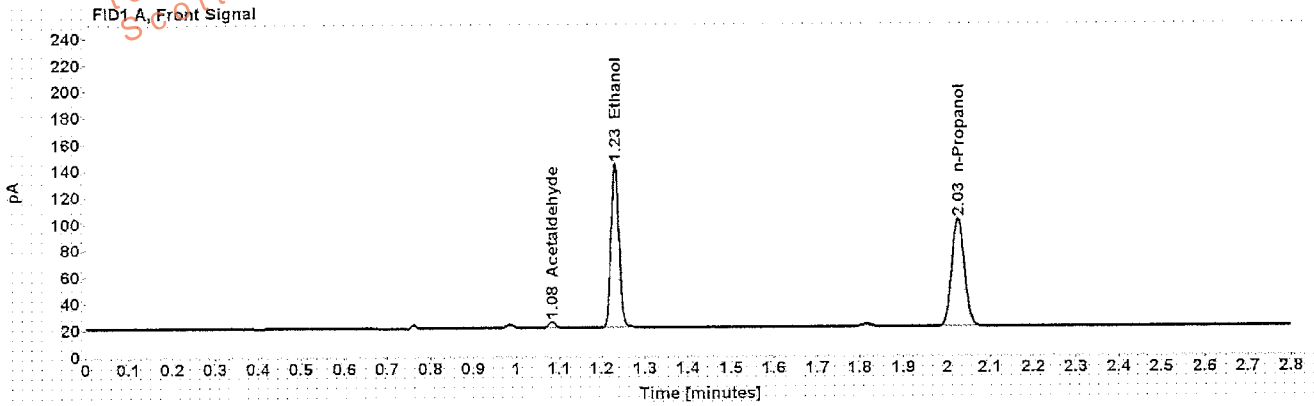


Table 1: FID 1 A (column DB-ALC1)

Compound	Amount (g/100mL)	Time (min)	Peak Area
Acetaldehyde	-----	1.084	4.689
>Ethanol	0.2581	1.231	158.656
n-Propanol	-----	2.026	166.040

Table 2: FID 2 B (column DB-ALC2)

Compound	Time (min)	Peak Area
Acetaldehyde	0.973	4.552
Ethanol	1.328	152.710
n-Propanol	2.346	159.380

Scottsdale Police Department Crime Lab Volatiles Analysis

Sample: [REDACTED]	Item number: 1118687
Injection date: 4/17/2017 3:00:54 PM	Vial: 36
Method: ethanol quant.M	Sequence: 17Apr17
Instrument: US14173023-CN14160045	Analyst: Kosecki
Data file: C:\Chem3211\Data\17Apr17\36.D	

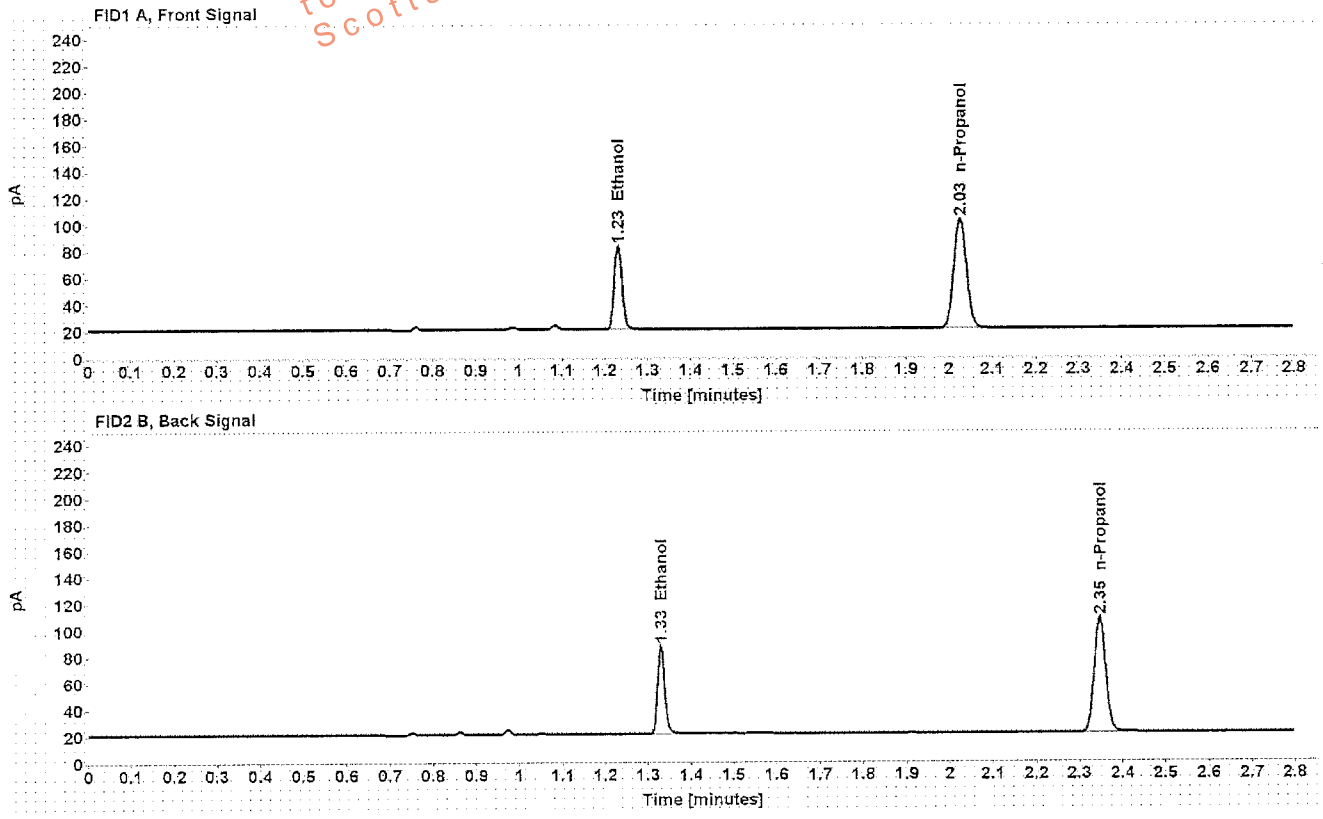


Table 1: FID 1 A (column DB-ALC1)

Compound	Amount (g/100mL)	Time (min)	Peak Area
>Ethanol	0.1304	1.231	81.151
n-Propanol	-----	2.026	168.534

Table 2: FID 2 B (column DB-ALC2)

Compound	Time (min)	Peak Area
Ethanol	1.329	77.795
n-Propanol	2.346	162.040

Scottsdale Police Department Crime Lab Volatiles Analysis

Sample: [REDACTED]	Item number: 1118687
Injection date: 4/17/2017 3:05:09 PM	Vial: 37
Method: ethanol quant.M	Sequence: 17Apr17
Instrument: US14173023 CN14160045	Analyst: Kosecki
Data file: C:\Chem32\1\Data\17Apr17\137.D	

Dissemination is restricted to Criminal Justice Agencies and authorized agencies. Secondary dissemination to unauthorized agencies is PROHIBITED.
Scottsdale City Prosecutor's Office

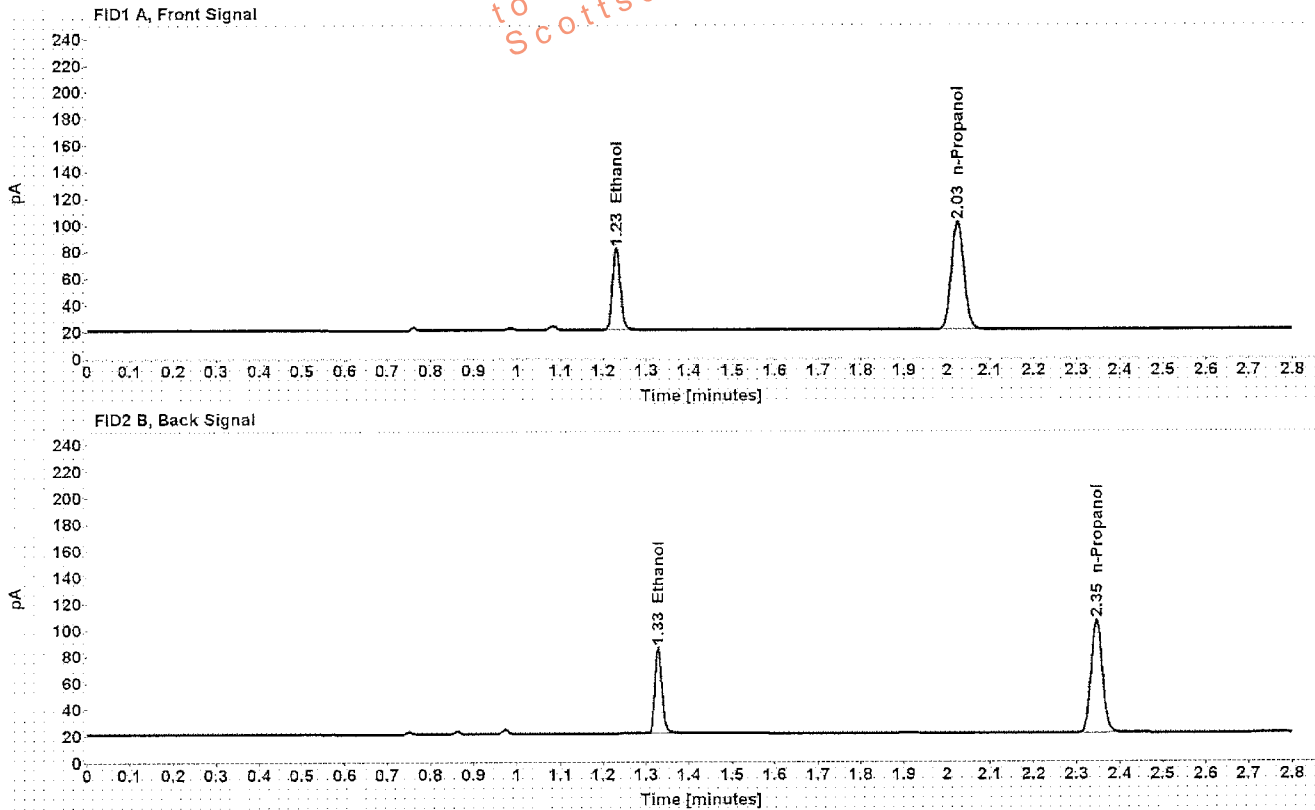


Table 1: FID 1 A (column DB-ALC1)

Compound	Amount (g/100mL)	Time (min)	Peak Area
>Ethanol	0.1292	1.231	78.823
n-Propanol	-----	2.025	165.200

Table 2: FID 2 B (column DB-ALC2)

Compound	Time (min)	Peak Area
Ethanol	1.328	75.609
n-Propanol	2.345	158.907

Scottsdale Police Department Crime Lab Volatiles Analysis

Sample: [REDACTED]	Item number: 1120416
Injection date: 4/17/2017 3:09:09 PM	Vial: 38
Method: ethanol quant.M	Sequence: 17Apr17
Instrument: US14173023 CN14160045	Analyst: Kosecki
Data file: C:\Chem32\11\Data\17Apr17\38.D	

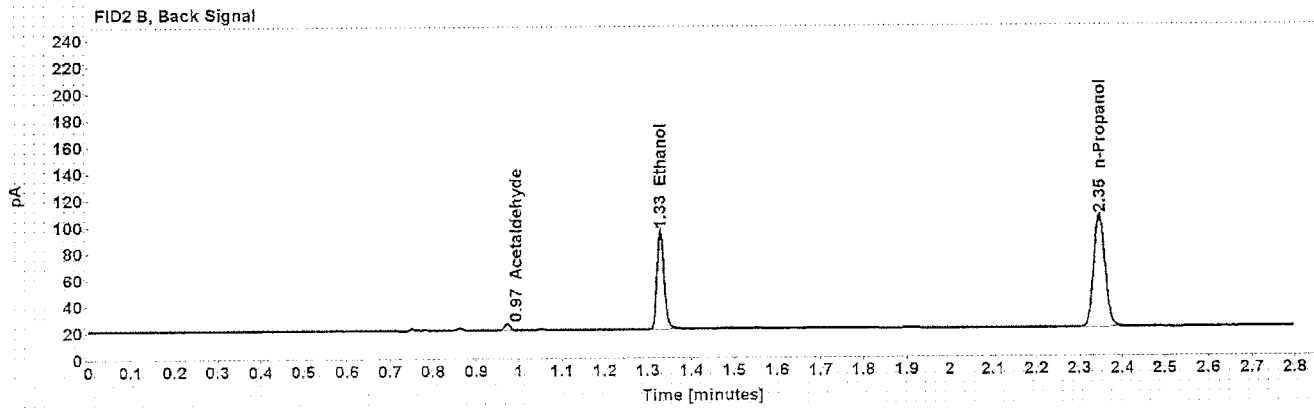
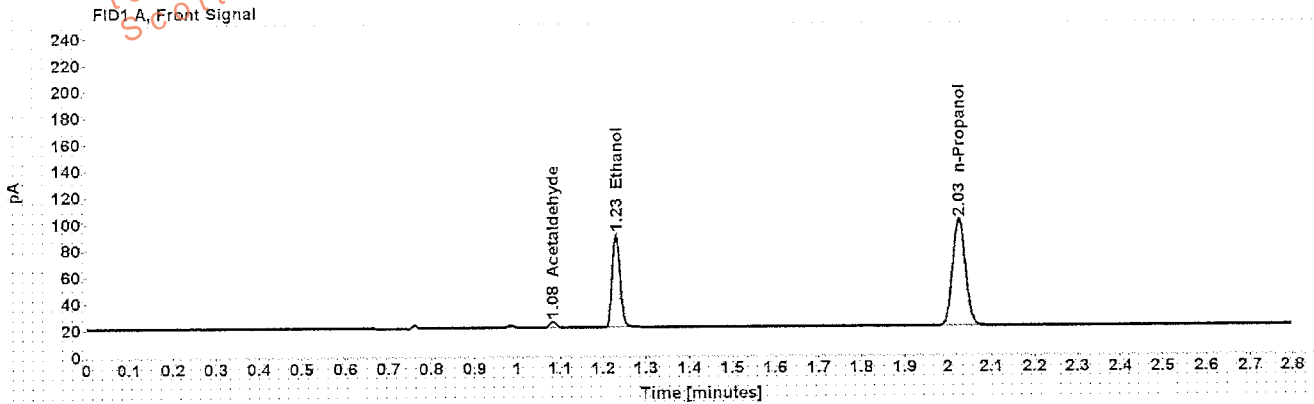


Table 1: FID 1 A (column DB-ALC1)

Compound	Amount (g/100mL)	Time (min)	Peak Area
Acetaldehyde	-----	1.084	4.628
>Ethanol	0.1490	1.231	90.223
n-Propanol	-----	2.026	163.865

Table 2: FID 2 B (column DB-ALC2)

Compound	Time (min)	Peak Area
Acetaldehyde	0.973	4.631
Ethanol	1.328	86.577
n-Propanol	2.346	157.409

Scottsdale Police Department Crime Lab Volatiles Analysis

Sample: [REDACTED]	Item number: 1120416
Injection date: 4/17/2017 3:13:09 PM	Vial: 39
Method: ethanol quant.M	Sequence: 17Apr17
Instrument: US14173023-CN14160045	Analyst: Kosecki
Data file: C:\Chem3211\Data\17Apr17\39.D	

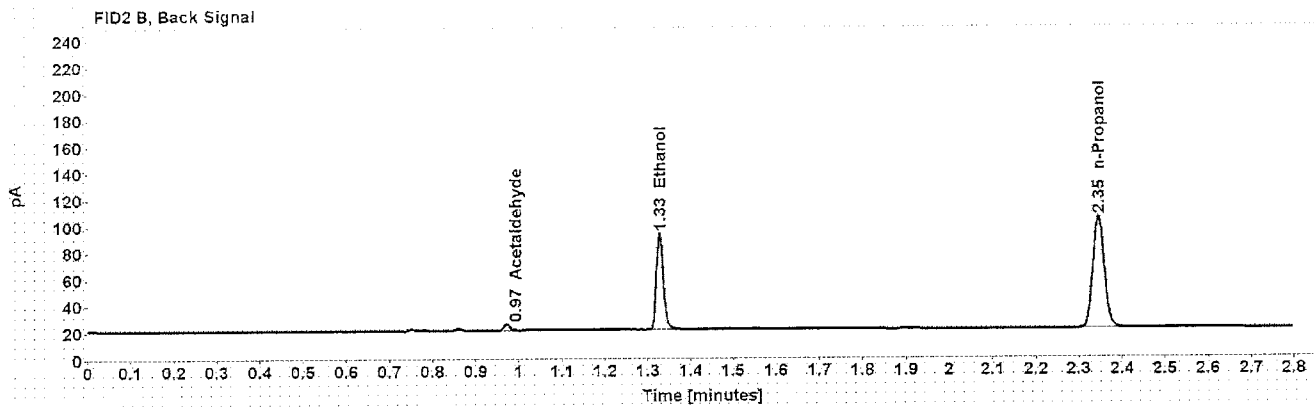
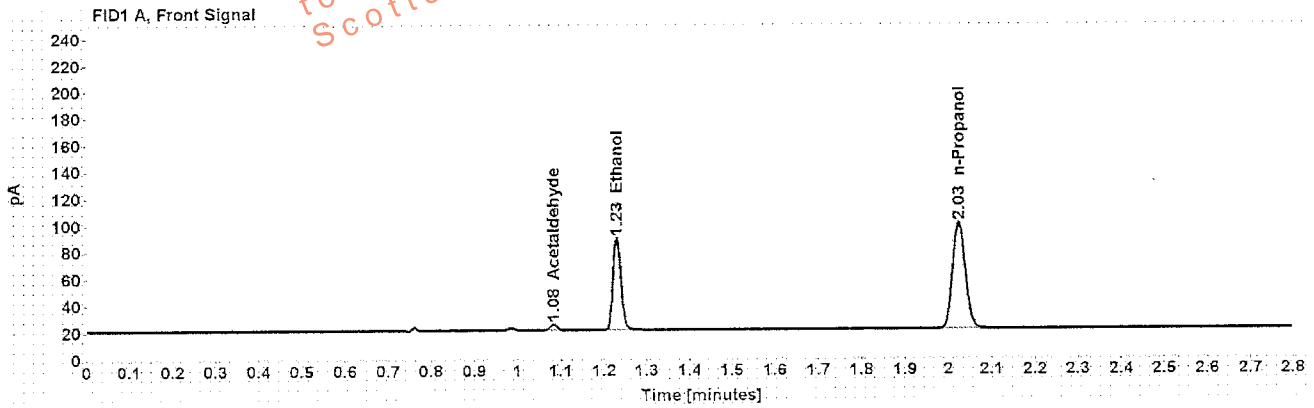


Table 1: FID 1 A (column DB-ALC1)

Compound	Amount (g/100mL)	Time (min)	Peak Area
Acetaldehyde	-----	1.083	4.595
>Ethanol	0.1475	1.231	88.620
n-Propanol	-----	2.025	162.570

Table 2: FID 2 B (column DB-ALC2)

Compound	Time (min)	Peak Area
Acetaldehyde	0.972	4.510
Ethanol	1.328	85.069
n-Propanol	2.345	156.319

Scottsdale Police Department Crime Lab Volatiles Analysis

Sample: [REDACTED]	Item number: 1118483
Injection date: 4/17/2017 3:17:09 PM	Vial: 40
Method: ethanol quant.M	Sequence: 17Apr17
Instrument: US14173023 CN14160045	Analyst: Kosecki
Data file: C:\Chem32\1\Data\17Apr17\40.D	

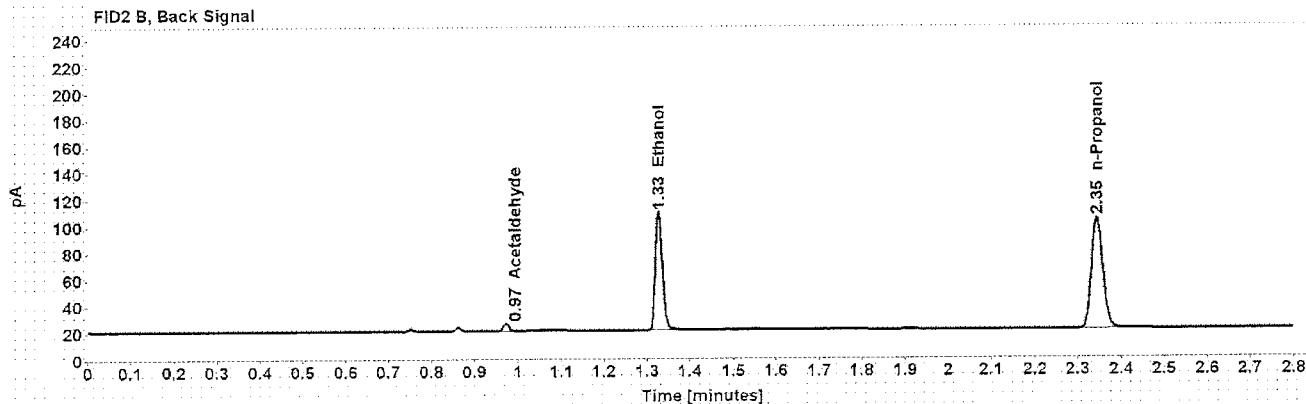
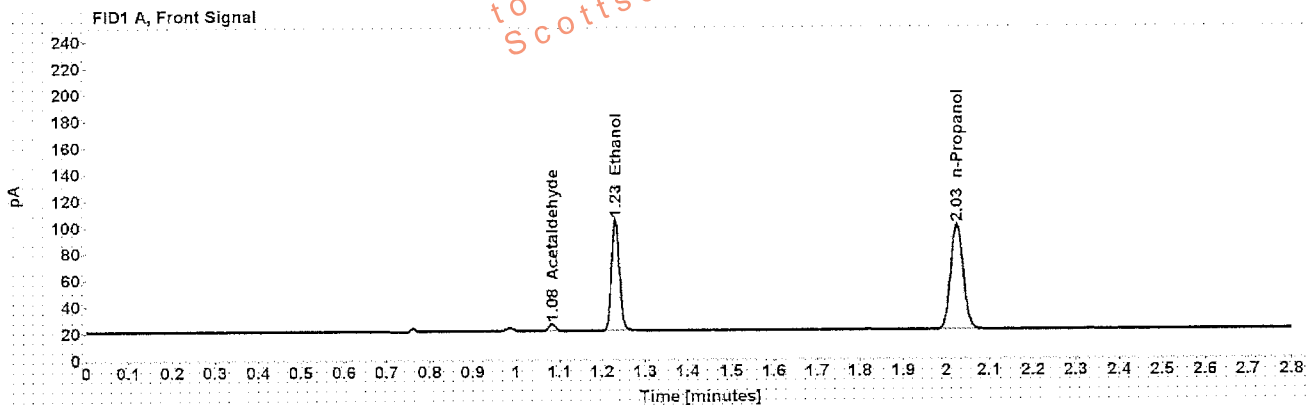


Table 1: FID 1 A (column DB-ALC1)

Compound	Amount (g/100mL)	Time (min)	Peak Area
Acetaldehyde	-----	1.083	5.409
>Ethanol	0.1807	1.231	107.803
n-Propanol	-----	2.025	161.358

Table 2: FID 2 B (column DB-ALC2)

Compound	Time (min)	Peak Area
Acetaldehyde	0.972	5.454
Ethanol	1.327	103.466
n-Propanol	2.345	155.134

Scottsdale Police Department Crime Lab Volatiles Analysis

Sample: [REDACTED]	Item number: 1118483
Injection date: 4/17/2017 3:21:10 PM	Vial: 41
Method: ethanol quant.M	Sequence: 17Apr17
Instrument: US14173023 CN14160045	Analyst: Kosecki
Data file: C:\Chem32\11\Data\17Apr17\41.D	

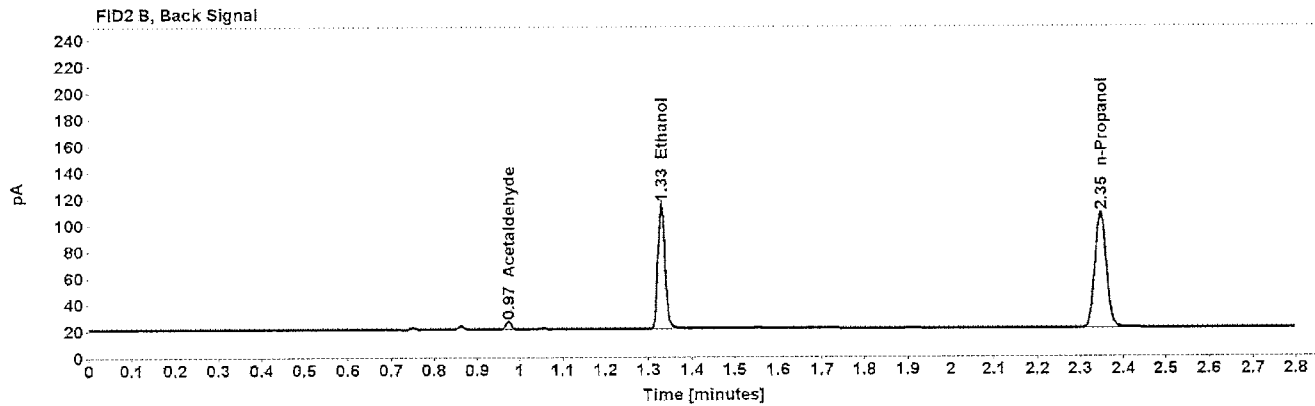
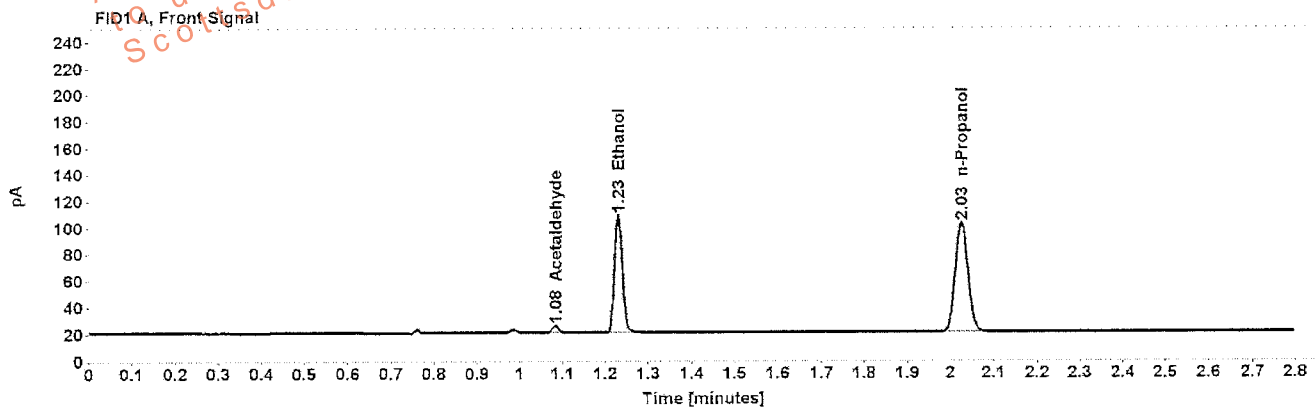


Table 1: FID 1 A (column DB-ALC1)

Compound	Amount (g/100mL)	Time (min)	Peak Area
Acetaldehyde	-----	1.084	5.469
>Ethanol	0.1829	1.231	113.700
n-Propanol	-----	2.026	168.120

Table 2: FID 2 B (column DB-ALC2)

Compound	Time (min)	Peak Area
Acetaldehyde	0.973	5.420
Ethanol	1.328	109.305
n-Propanol	2.346	161.819

Scottsdale Police Department Crime Lab Volatiles Analysis

Sample: [REDACTED]	Item number: 1122190
Injection date: 4/17/2017 3:29:24 PM	Vial: 43
Method: ethanol quant.M	Sequence: 17Apr17
Instrument: US14173023 CN14160045	Analyst: Kosecki
Data file: C:\Chem32\11\Data\17Apr17\43.D	

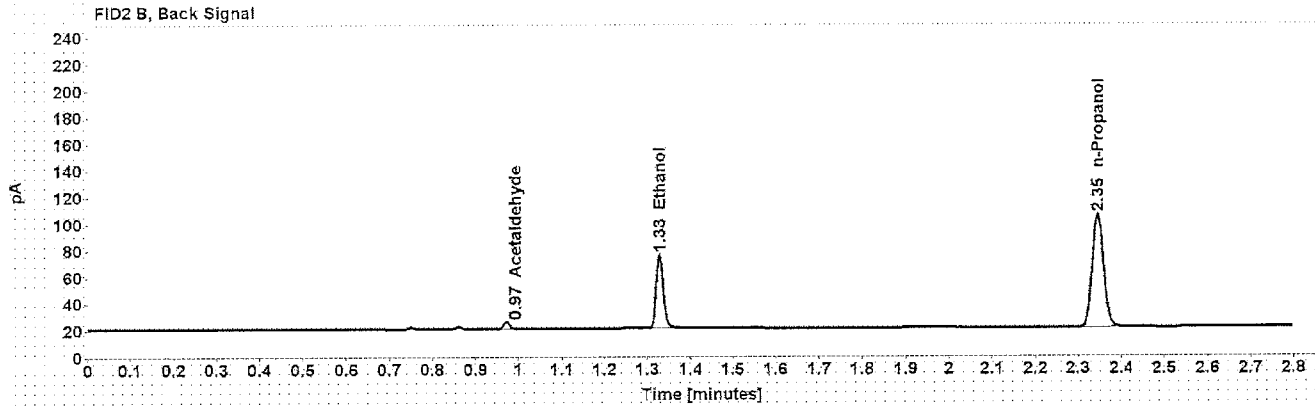
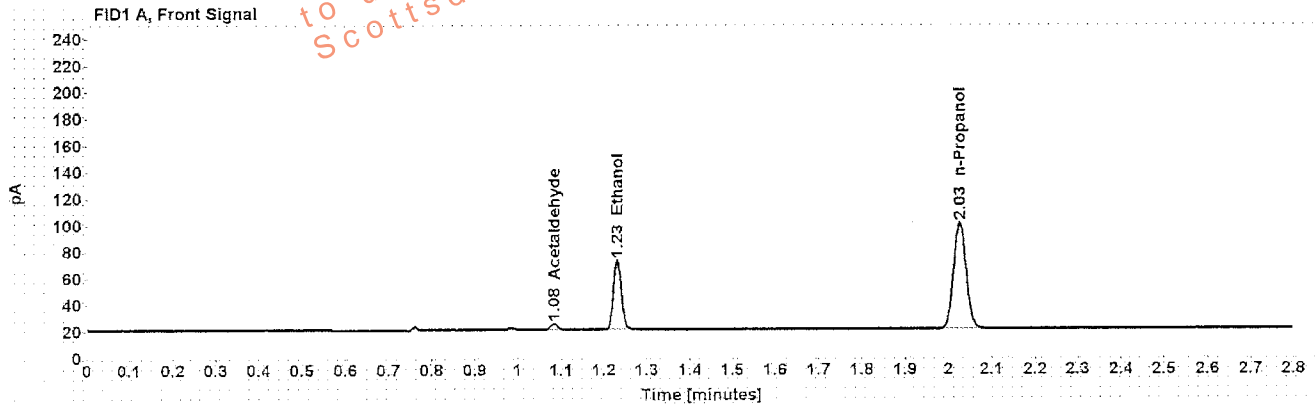


Table 1: FID 1 A (column DB-ALC1)

Compound	Amount (g/100mL)	Time (min)	Peak Area
Acetaldehyde	-----	1.083	5.015
>Ethanol	0.1115	1.231	67.336
n-Propanol	-----	2.025	163.750

Table 2: FID 2 B (column DB-ALC2)

Compound	Time (min)	Peak Area
Acetaldehyde	0.972	5.039
Ethanol	1.328	64.500
n-Propanol	2.345	157.371

Scottsdale Police Department Crime Lab Volatiles Analysis

Sample: [REDACTED]	Item number: 1122190
Injection date: 4/17/2017 3:33:25 PM	Vial: 44
Method: ethanol quant.M	Sequence: 17Apr17
Instrument: US14173023 CN14160045	Analyst: Kosecki
Data file: C:\Chem32\1\Data\17Apr17\44.D	

Dissemination is restricted to Criminal Justice Agencies and authorized personnel only. Secondary dissemination to unauthorized agencies is PROHIBITED. Scottsdale City Prosecutor's Office

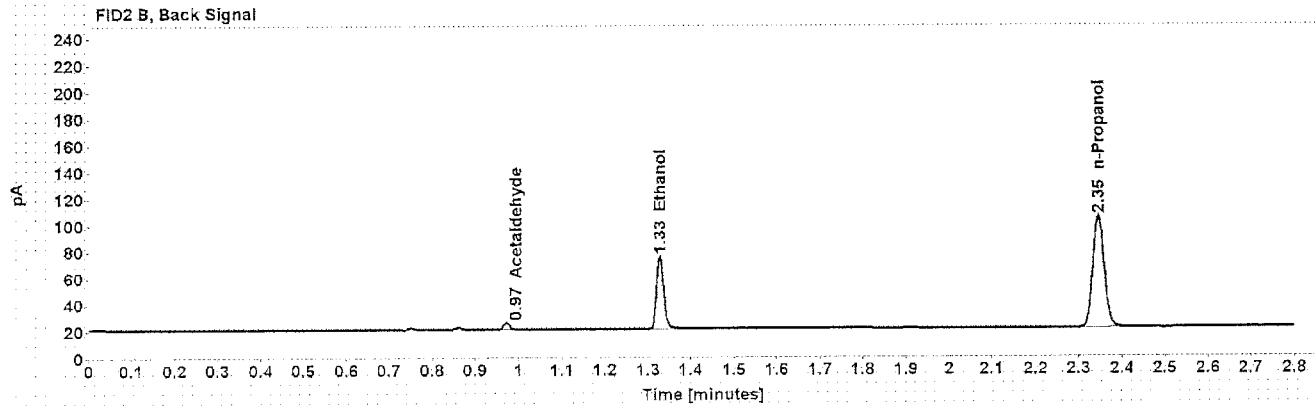
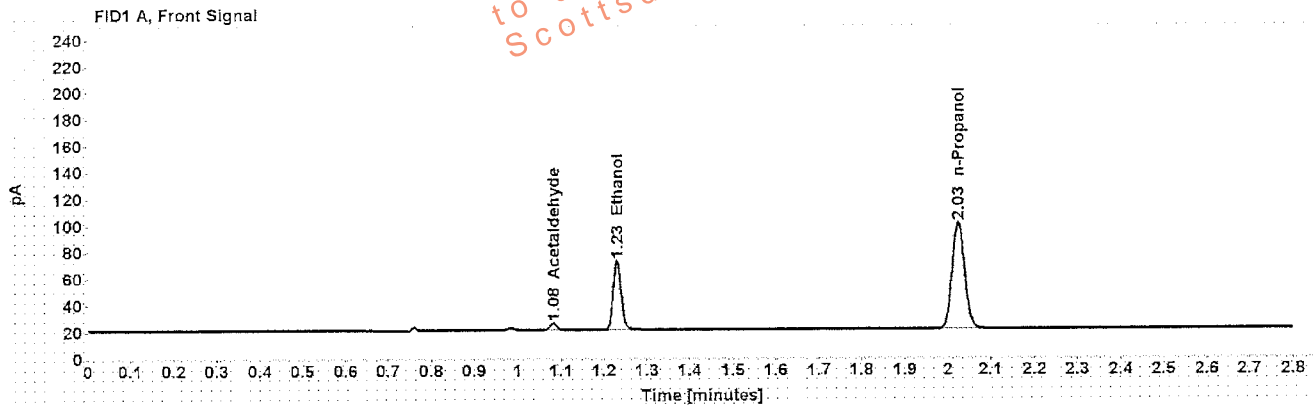


Table 1: FID 1 A (column DB-ALC1)

Compound	Amount (g/100mL)	Time (min)	Peak Area
Acetaldehyde	-----	1.083	4.945
>Ethanol	0.1113	1.231	66.756
n-Propanol	-----	2.025	162.663

Table 2: FID 2 B (column DB-ALC2)

Compound	Time (min)	Peak Area
Acetaldehyde	0.972	4.908
Ethanol	1.328	63.741
n-Propanol	2.345	156.250

Scottsdale Police Department Crime Lab Volatiles Analysis

Sample: [REDACTED]	Item number: 1123071
Injection date: 4/17/2017 3:37:25 PM	Vial: 45
Method: ethano quant.M	Sequence: 17Apr17
Instrument: US14173023 CN14160045	Analyst: Kosecki
Data file: C:\Chem32\1\Data\17Apr17\45.D	

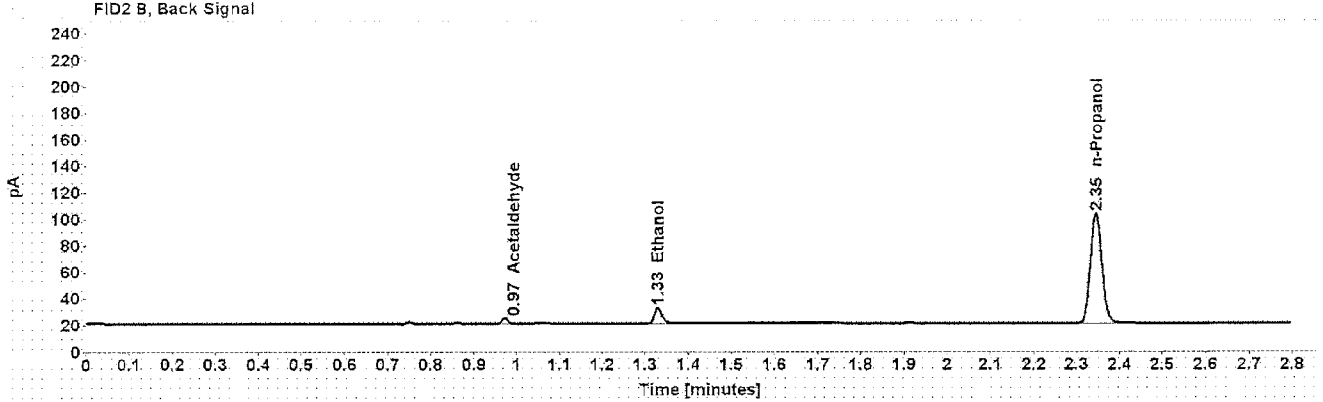
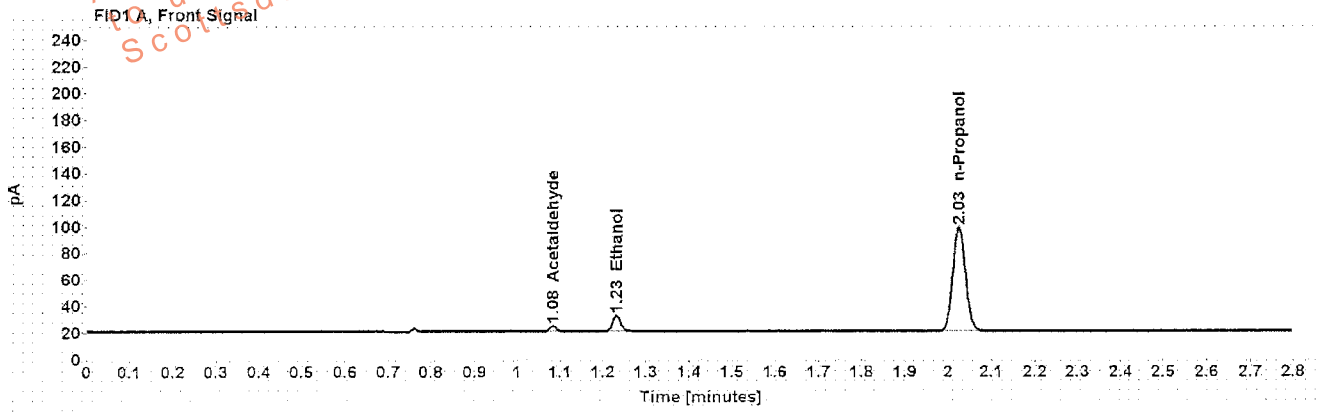


Table 1: FID 1 A (column DB-ALC1)

Compound	Amount (g/100mL)	Time (min)	Peak Area
Acetaldehyde	-----	1.083	4.219
>Ethanol	0.0261	1.232	15.150
n-Propanol	-----	2.025	160.630

Table 2: FID 2 B (column DB-ALC2)

Compound	Time (min)	Peak Area
Acetaldehyde	0.972	4.160
Ethanol	1.329	14.657
n-Propanol	2.345	154.568

Scottsdale Police Department Crime Lab Volatiles Analysis

Sample: [REDACTED]	Item number: 1123071
Injection date: 4/17/2017 3:41:24 PM	Vial: 46
Method: ethanol quant.M	Sequence: 17Apr17
Instrument: US14173023.CN14160045	Analyst: Kosecki
Data file: C:\Chem32\11\Data\17Apr17\46.D	

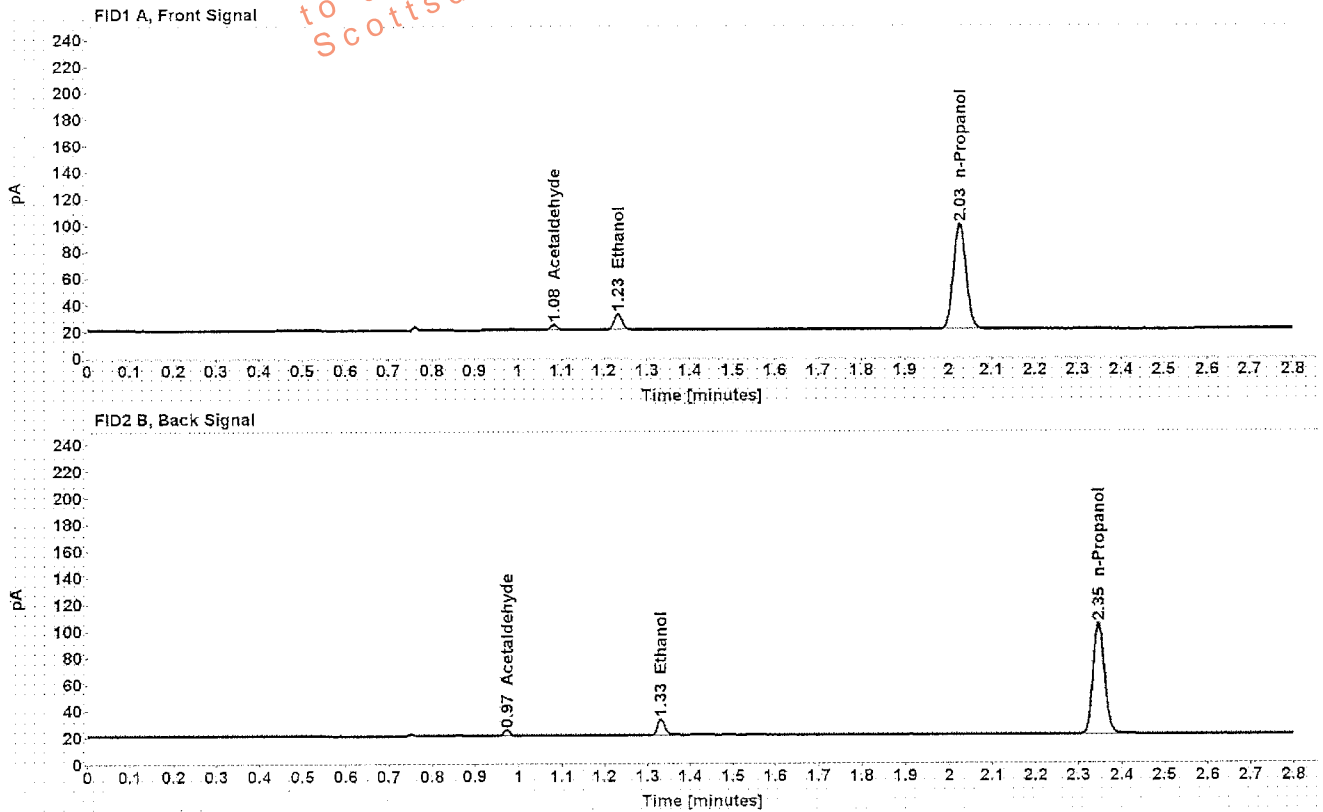


Table 1: FID 1 A (column DB-ALC1)

Compound	Amount (g/100mL)	Time (min)	Peak Area
Acetaldehyde	-----	1.084	4.207
>Ethanol	0.0261	1.233	15.209
n-Propanol	-----	2.026	161.335

Table 2: FID 2 B (column DB-ALC2)

Compound	Time (min)	Peak Area
Acetaldehyde	0.973	4.062
Ethanol	1.331	14.700
n-Propanol	2.346	155.224

Scottsdale Police Department Crime Lab Volatiles Analysis

Sample: [REDACTED]	Item number: 1120951
Injection date: 4/17/2017 3:45:24 PM	Vial: 47
Method: ethanol quant.M	Sequence: 17Apr17
Instrument: US14173023 CN14160045	Analyst: Kosecki
Data file: C:\Chem32\1\Data\17Apr17\147.D	

Dissemination is restricted to Criminal Justice Agencies and authorized personnel only. Secondary dissemination to unauthorized agencies is PROHIBITED.
Scottsdale City Prosecutor's Office

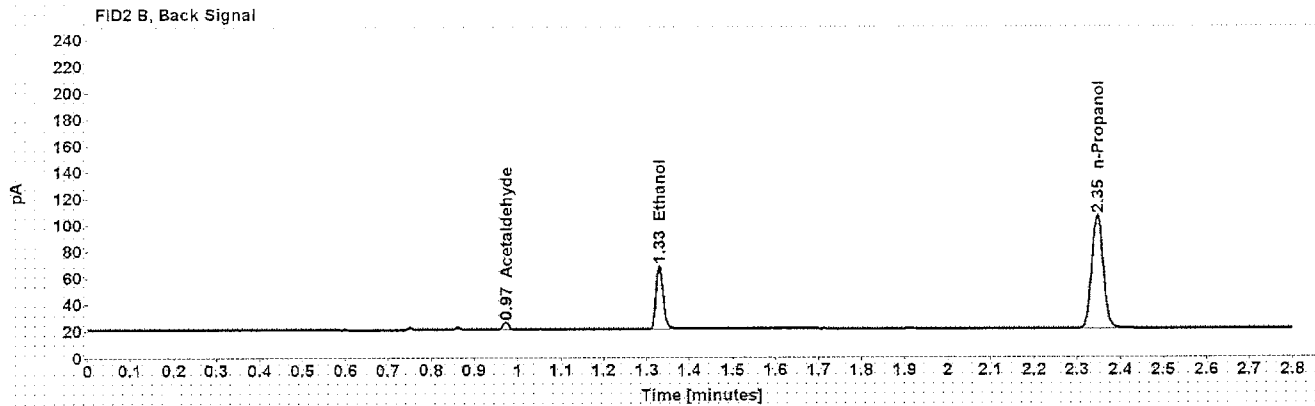
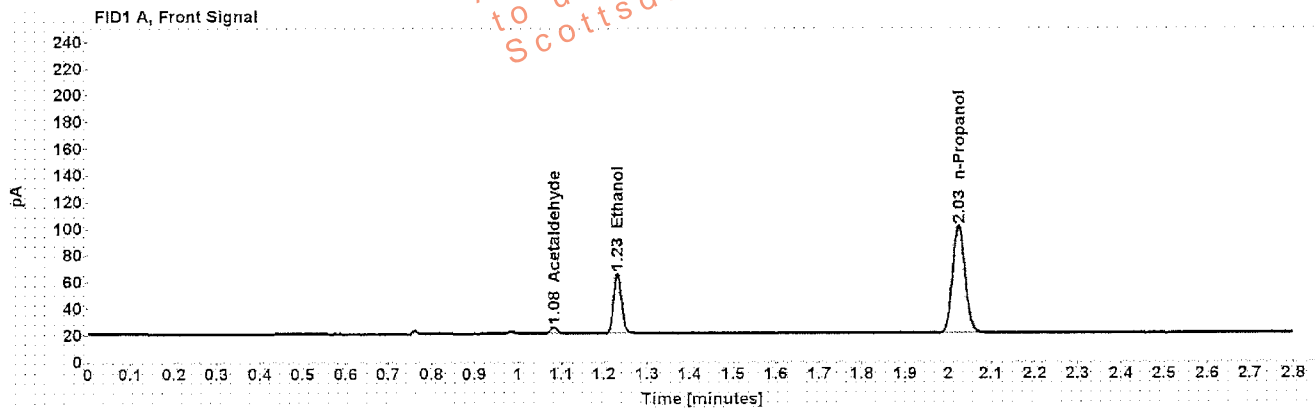


Table 1: FID 1 A (column DB-ALC1)

Compound	Amount (g/100mL)	Time (min)	Peak Area
Acetaldehyde	-----	1.084	5.086
>Ethanol	0.0959	1.231	58.142
n-Propanol	-----	2.026	164.493

Table 2: FID 2 B (column DB-ALC2)

Compound	Time (min)	Peak Area
Acetaldehyde	0.973	5.001
Ethanol	1.329	55.482
n-Propanol	2.346	158.070

Scottsdale Police Department Crime Lab Volatiles Analysis

Sample: [REDACTED]	Item number: 1120951
Injection date: 4/17/2017 3:49:24 PM	Vial: 48
Method: ethanol quant.M	Sequence: 17Apr17
Instrument: US14173023 CN14160045	Analyst: Kosecki
Data file: C:\Chem3211\Data\17Apr17\48.D	

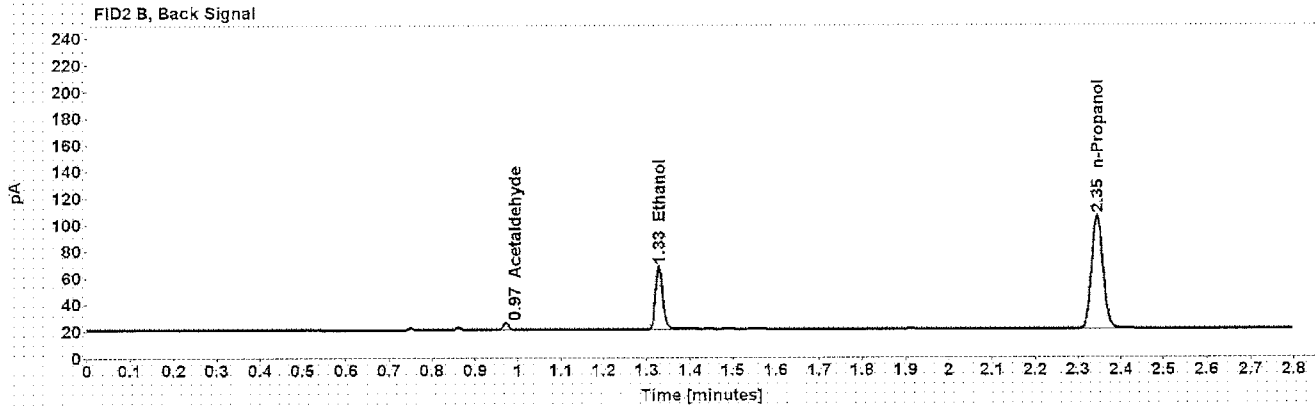
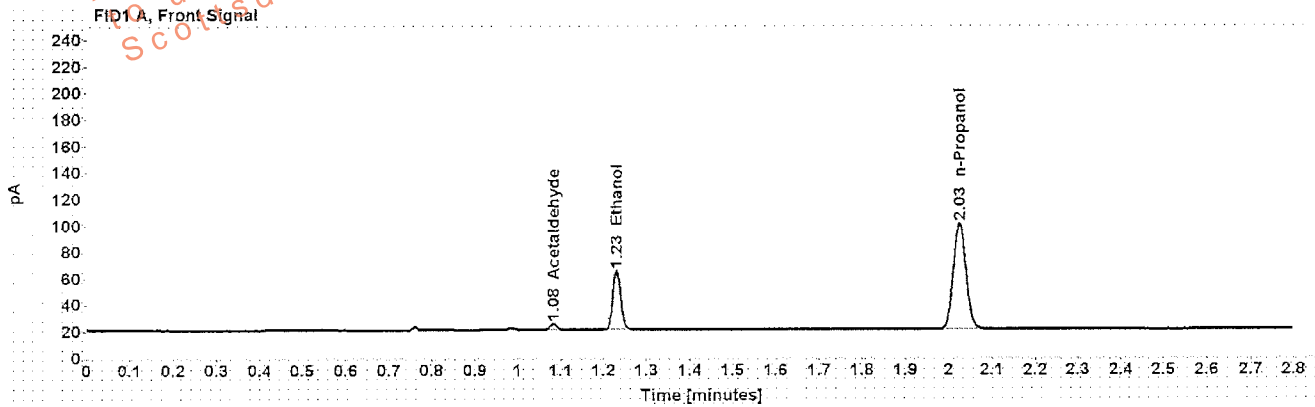


Table 1: FID 1 A (column DB-ALC1)

Compound	Amount (g/100mL)	Time (min)	Peak Area
Acetaldehyde	-----	1.083	5.072
>Ethanol	0.0954	1.231	57.804
n-Propanol	-----	2.025	164.399

Table 2: FID 2 B (column DB-ALC2)

Compound	Time (min)	Peak Area
Acetaldehyde	0.972	4.971
Ethanol	1.328	55.309
n-Propanol	2.345	158.025

Scottsdale Police Department Crime Lab Volatiles Analysis

Sample: [REDACTED]	Item number: 1120935
Injection date: 4/17/2017 3:53:40 PM	Vial: 49
Method: ethanol quant.M	Sequence: 17Apr17
Instrument: US14173023.CN14160045	Analyst: Kosecki
Data file: C:\Chem32\11\Data\17Apr17\49.D	

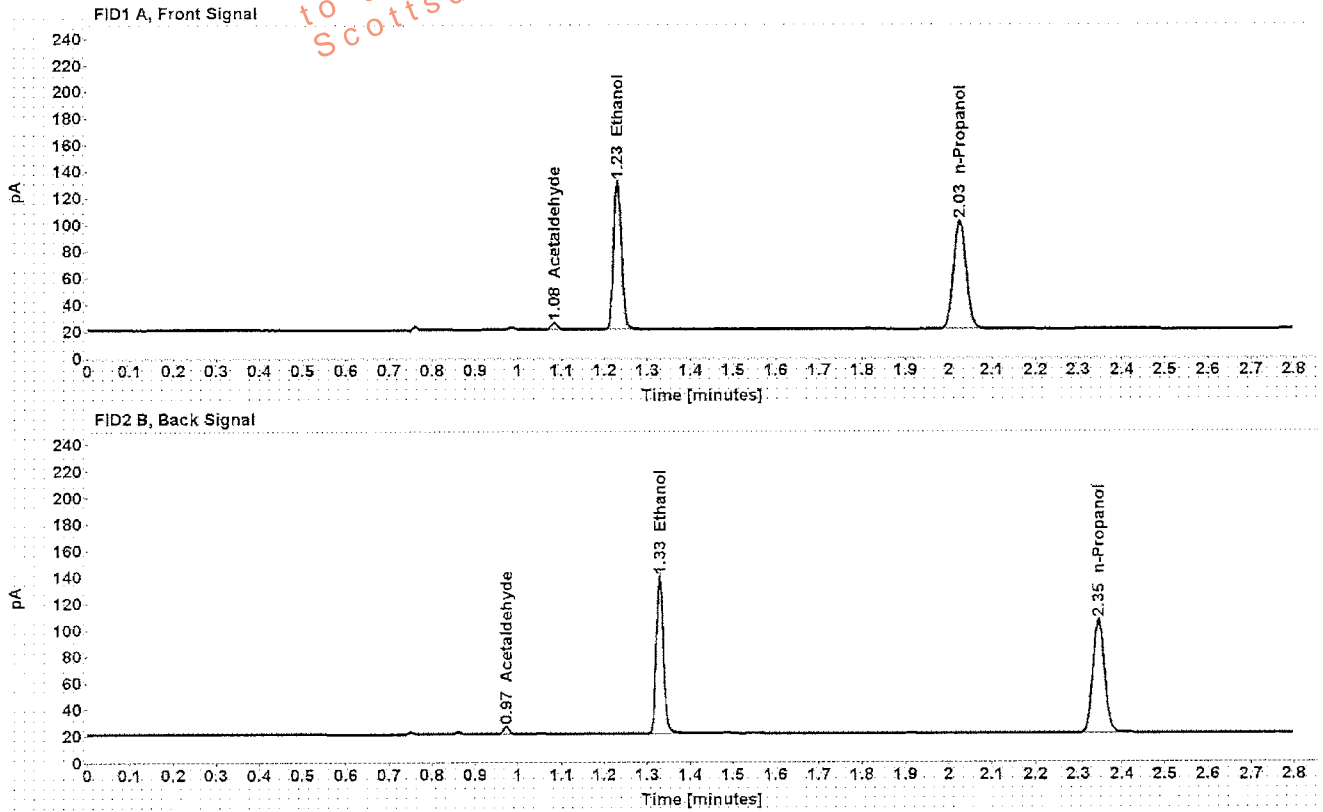


Table 1: FID 1 A (column DB-ALC1)

Compound	Amount (g/100mL)	Time (min)	Peak Area
Acetaldehyde	-----	1.084	5.261
>Ethanol	0.2336	1.231	143.184
n-Propanol	-----	2.025	165.613

Table 2: FID 2 B (column DB-ALC2)

Compound	Time (min)	Peak Area
Acetaldehyde	0.973	5.266
Ethanol	1.328	137.746
n-Propanol	2.346	159.233

Scottsdale Police Department Crime Lab Volatiles Analysis

Sample: [REDACTED]	Item number: 1120935
Injection date: 4/17/2017 3:57:40 PM	Vial: 50
Method: ethanol quant.M	Sequence: 17Apr17
Instrument: US14173023 CN14160045	Analyst: Kosecki
Data file: C:\Chem32\1\Data\17Apr17\50.D	

Dissemination is restricted to Criminal Justice Agencies and authorized personnel only. Secondary dissemination to unauthorized agencies is PROHIBITED.
 Scottsdale City Prosecutor's Office

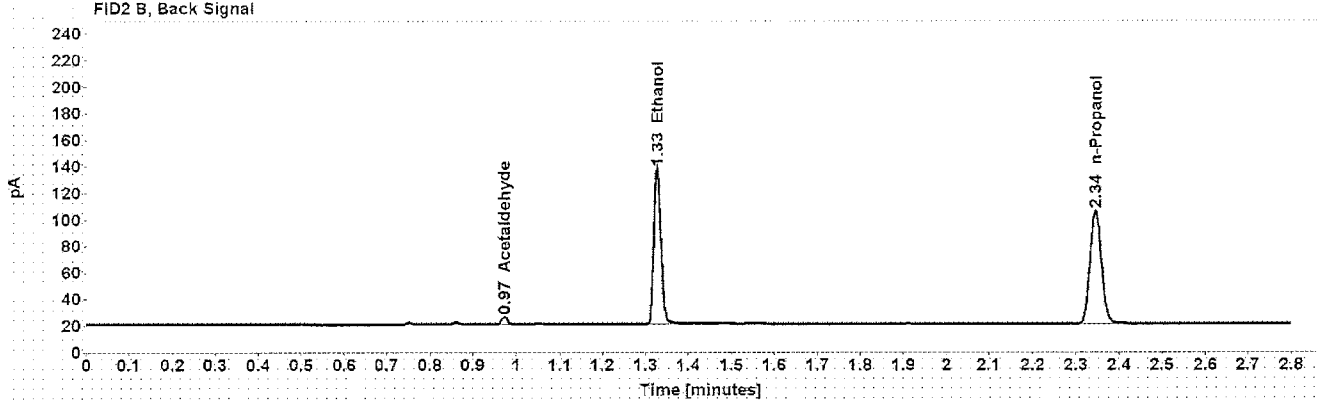
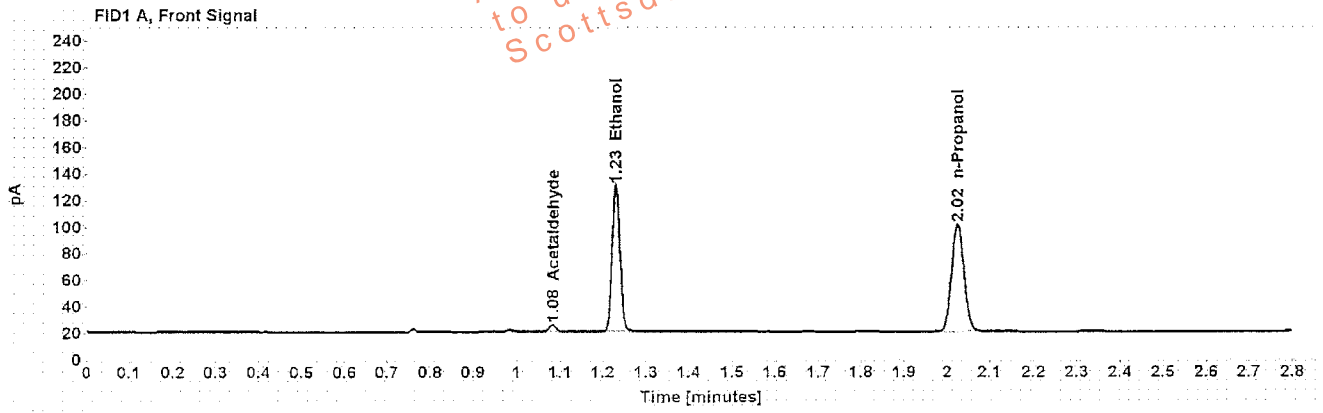


Table 1: FID 1 A (column DB-ALC1)

Compound	Amount (g/100mL)	Time (min)	Peak Area
Acetaldehyde	-----	1.083	5.375
>Ethanol	0.2315	1.230	141.540
n-Propanol	-----	2.025	165.171

Table 2: FID 2 B (column DB-ALC2)

Compound	Time (min)	Peak Area
Acetaldehyde	0.972	5.362
Ethanol	1.327	136.033
n-Propanol	2.345	158.831

Scottsdale Police Department Crime Lab Volatiles Analysis

Sample: [REDACTED]	Item number: 1123256
Injection date: 4/17/2017 4:01:39 PM	Vial: 51
Method: ethanol quant.M	Sequence: 17Apr17
Instrument: US14173023 CN14160045	Analyst: Kosecki
Data file: C:\Chem32\1\Data\17Apr17\51.D	

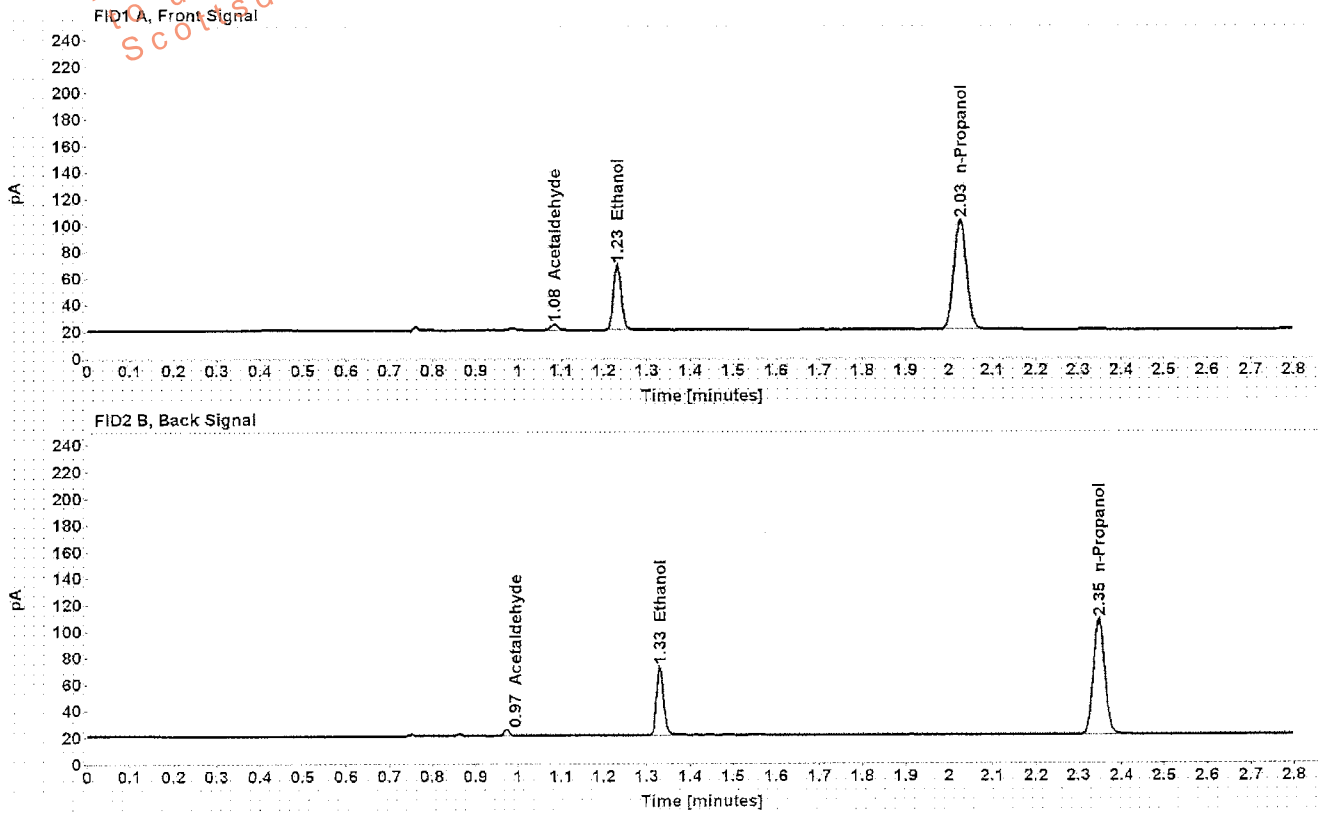


Table 1: FID 1 A (column DB-ALC1)

Compound	Amount (g/100mL)	Time (min)	Peak Area
Acetaldehyde	-----	1.084	4.491
>Ethanol	0.1013	1.231	63.049
n-Propanol	-----	2.026	168.864

Table 2: FID 2 B (column DB-ALC2)

Compound	Time (min)	Peak Area
Acetaldehyde	0.973	4.304
Ethanol	1.329	60.381
n-Propanol	2.346	162.373

Scottsdale Police Department Crime Lab Volatiles Analysis

Sample:	[REDACTED]	Item number:	1123256
Injection date:	4/17/2017 4:05:40 PM	Vial:	52
Method:	ethanol quant.M	Sequence:	17Apr17
Instrument:	US14173023 CN14160045	Analyst:	Kosecki
Data file:	C:\Chem3211\Data\17Apr17\52.D		

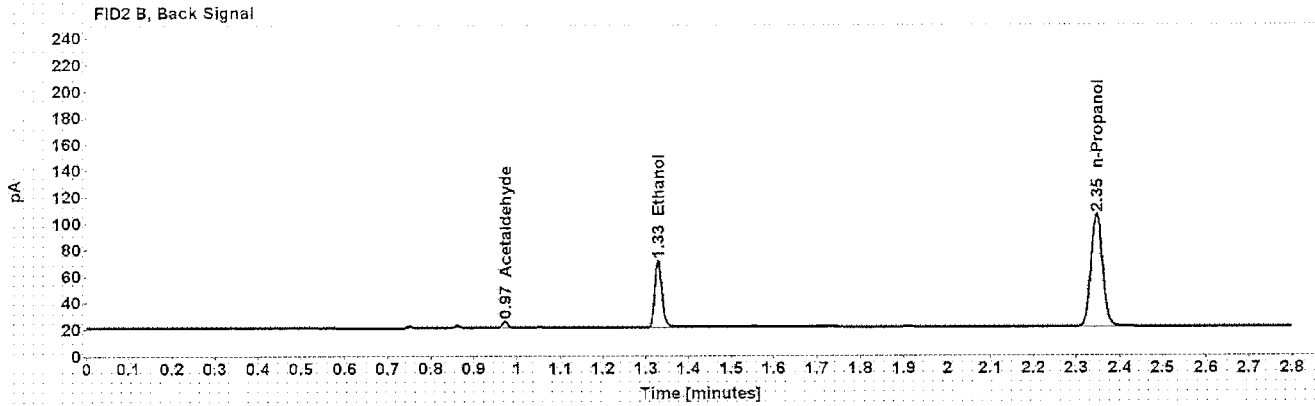
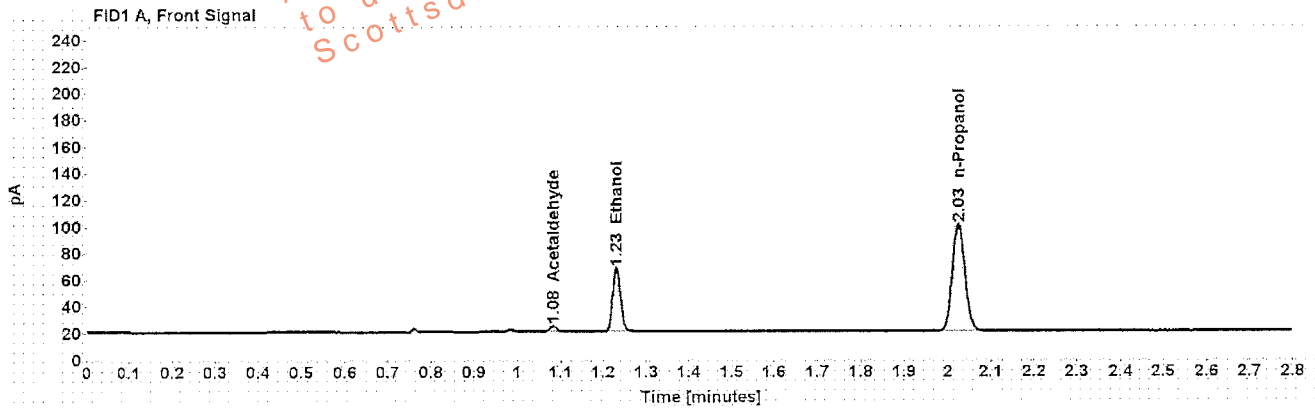


Table 1: FID 1 A (column DB-ALC1)

Compound	Amount (g/100mL)	Time (min)	Peak Area
Acetaldehyde	-----	1.084	4.466
>Ethanol	0.1013	1.231	61.313
n-Propanol	-----	2.026	164.239

Table 2: FID 2 B (column DB-ALC2)

Compound	Time (min)	Peak Area
Acetaldehyde	0.973	4.399
Ethanol	1.329	59.068
n-Propanol	2.346	158.055

Scottsdale Police Department Crime Lab Volatiles Analysis

Sample: [REDACTED]	Item number: 1122016
Injection date: 4/17/2017 4:13:39 PM	Vial: 54
Method: ethanol quant.M	Sequence: 17Apr17
Instrument: US14173023 CN14160045	Analyst: Kosecki
Data file: C:\Chem32\1\Data\17Apr17\54.D	

Dissemination is restricted to Criminal Justice Agencies and authorized dissemination to unlicensed agencies is PROHIBITED. Scottsdale City Prosecutor's Office

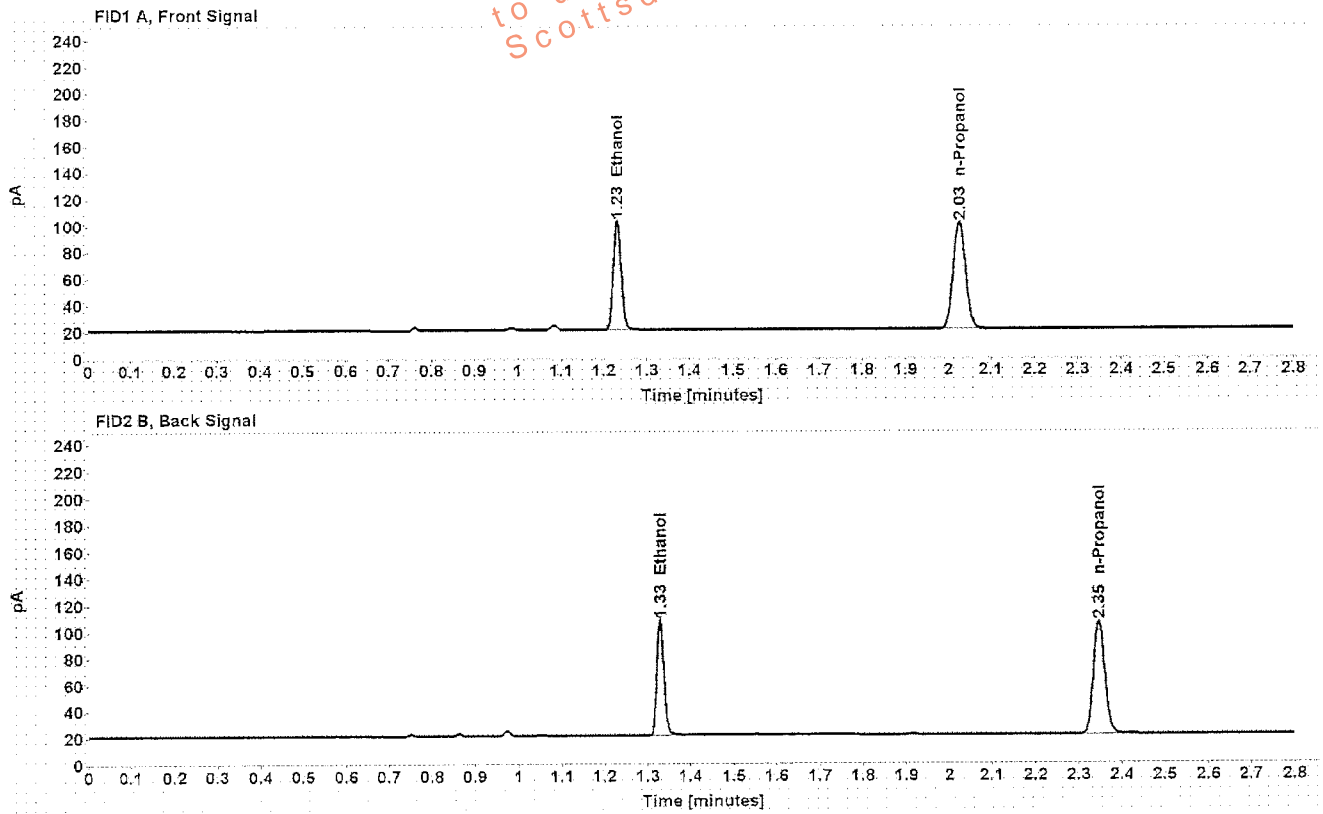


Table 1: FID 1 A (column DB-ALC1)

Compound	Amount (g/100mL)	Time (min)	Peak Area
>Ethanol	0.1737	1.231	105.542
n-Propanol	-----	2.026	164.330

Table 2: FID 2 B (column DB-ALC2)

Compound	Time (min)	Peak Area
Ethanol	1.328	101.132
n-Propanol	2.346	157.927

Scottsdale Police Department Crime Lab Volatiles Analysis

Sample: [REDACTED]	Item number: 1122016
Injection date: 4/17/2017 4:17:55 PM	Vial: 55
Method: ethanol quant.M	Sequence: 17Apr17
Instrument: US14173023 CN14160045	Analyst: Kosecki
Data file: C:\Chem3211\Data\17Apr17\55.D	

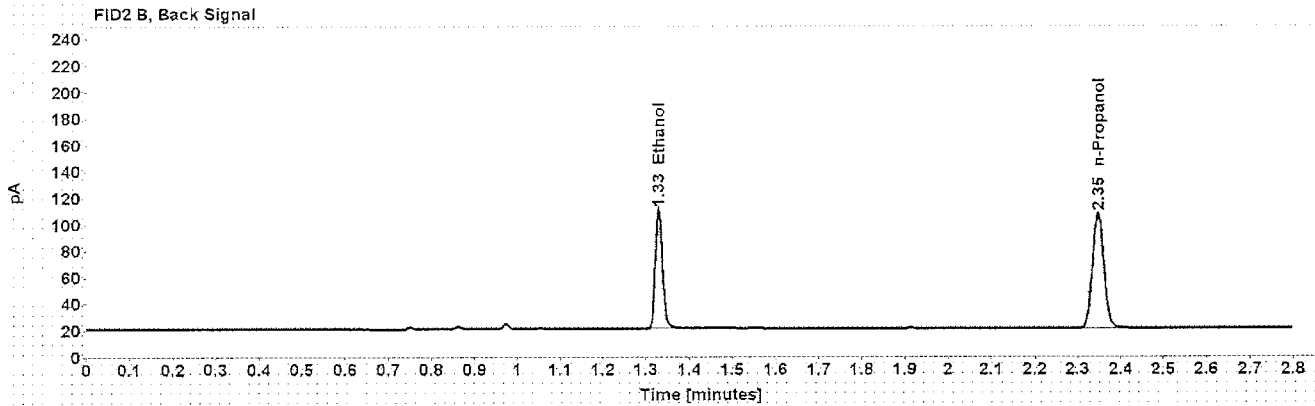
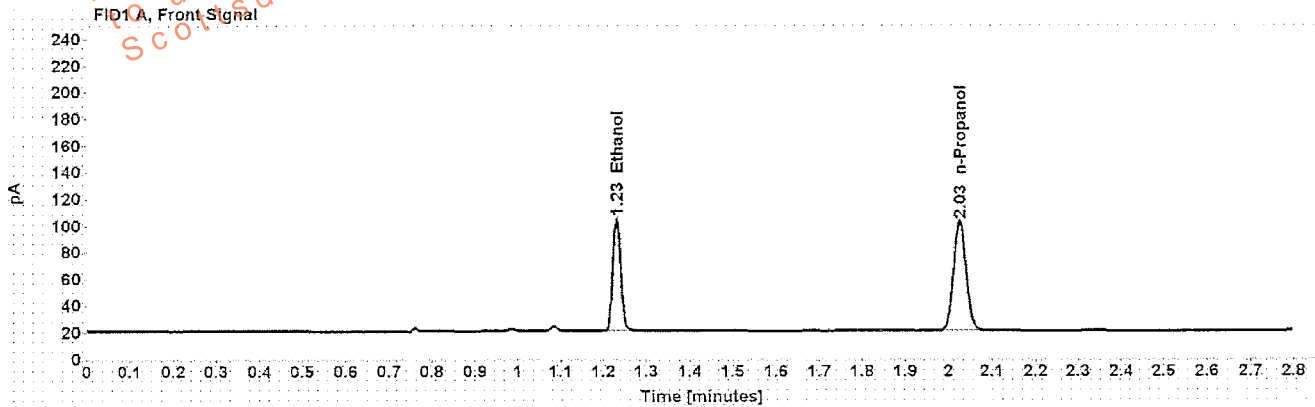


Table 1: FID 1 A (column DB-ALC1)

Compound	Amount (g/100mL)	Time (min)	Peak Area
>Ethanol	0.1754	1.231	108.902
n-Propanol	---	2.026	167.951

Table 2: FID 2 B (column DB-ALC2)

Compound	Time (min)	Peak Area
Ethanol	1.329	104.709
n-Propanol	2.346	161.796

Scottsdale Police Department Crime Lab Volatiles Analysis

Sample: [REDACTED]	Item number: 1122096
Injection date: 4/17/2017 4:21:55 PM	Vial: 56
Method: ethanol quant.M	Sequence: 17Apr17
Instrument: US14173023 CN14160045	Analyst: Kosecki
Data file: C:\Chem32\11\Data\17Apr17\56.D	

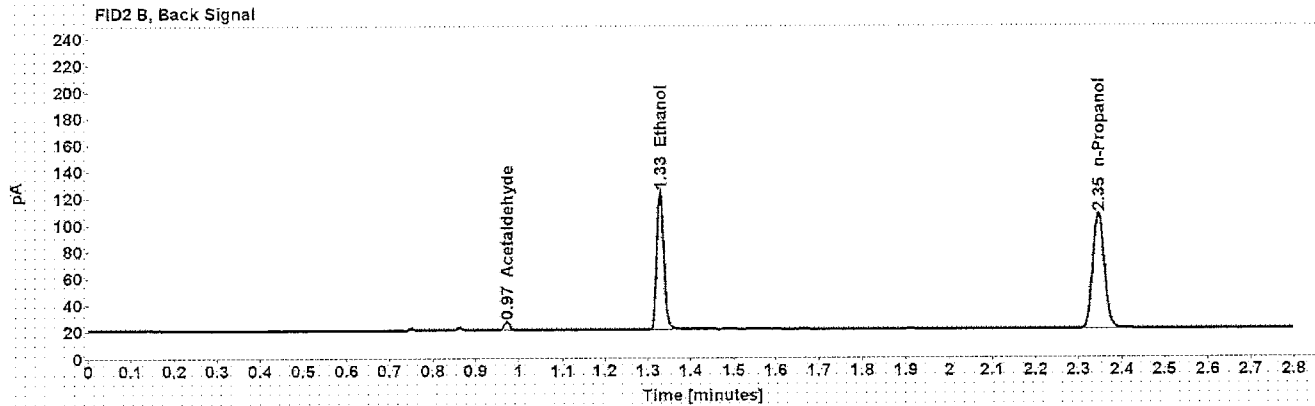
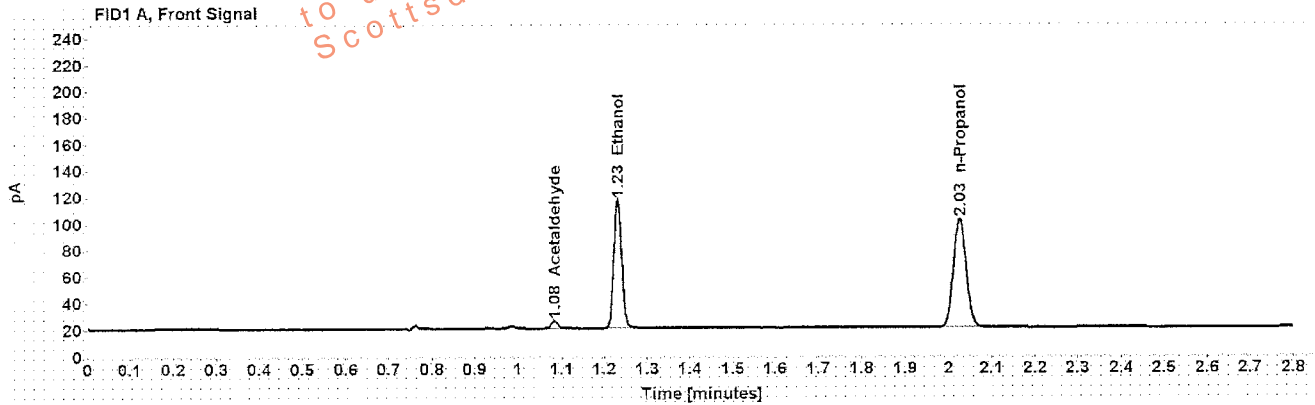


Table 1: FID 1 A (column DB-ALC1)

Compound	Amount (g/100mL)	Time (min)	Peak Area
Acetaldehyde	-----	1.084	5.931
>Ethanol	0.2020	1.231	124.504
n-Propanol	-----	2.026	166.605

Table 2: FID 2 B (column DB-ALC2)

Compound	Time (min)	Peak Area
Acetaldehyde	0.973	5.872
Ethanol	1.328	119.822
n-Propanol	2.346	160.207

Scottsdale Police Department Crime Lab Volatiles Analysis

Sample: [REDACTED]	Item number: 1122096
Injection date: 4/17/2017 4:25:54 PM	Vial: 57
Method: ethanol quant.M	Sequence: 17Apr17
Instrument: US14173023 CN14160045	Analyst: Kosecki
Data file: C:\Chem32\1\Data\17Apr17\57.D	

Dissemination is restricted to Criminal Justice Agencies and authorized personnel only. Secondary dissemination to unauthorized agencies is PROHIBITED.
 Scottsdale City Prosecutor's Office

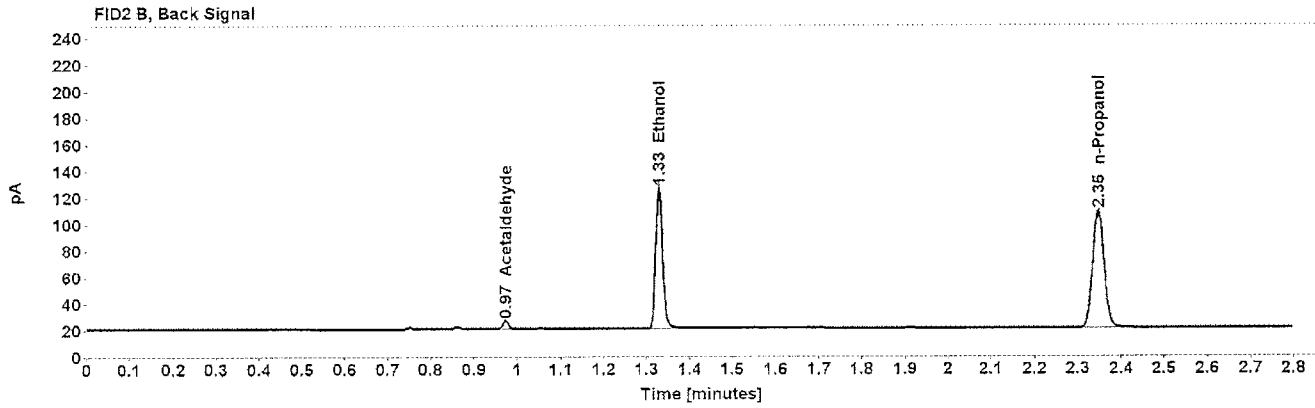
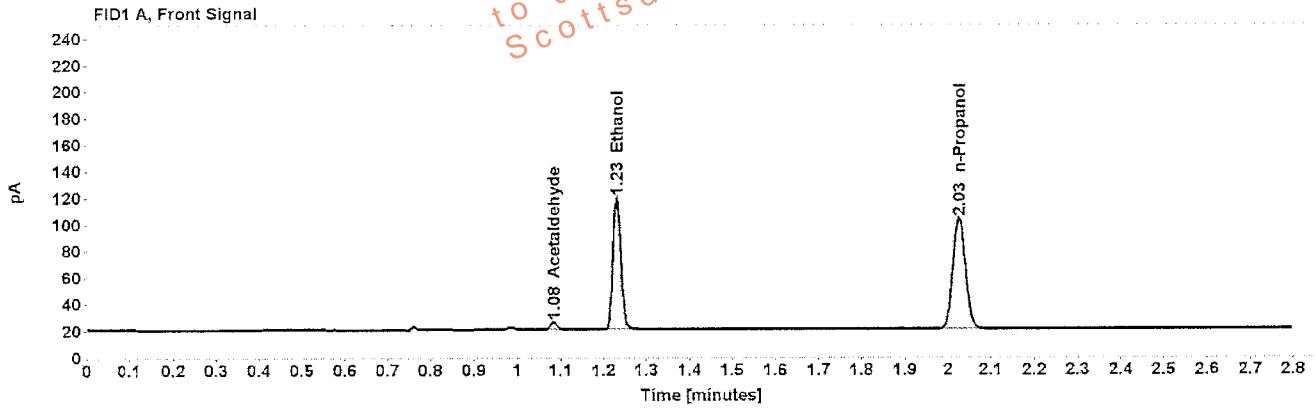


Table 1: FID 1 A (column DB-ALC1)

Compound	Amount (g/100mL)	Time (min)	Peak Area
Acetaldehyde	-----	1.084	5.844
>Ethanol	0.2029	1.231	127.995
n-Propanol	-----	2.026	170.522

Table 2: FID 2 B (column DB-ALC2)

Compound	Time (min)	Peak Area
Acetaldehyde	0.973	5.735
Ethanol	1.328	123.099
n-Propanol	2.346	164.061

Scottsdale Police Department Crime Lab Volatiles Analysis

Sample: [REDACTED]	Item number: 1124499
Injection date: 4/17/2017 4:29:54 PM	Vial: 58
Method: ethanol quant.M	Sequence: 17Apr17
Instrument: US14173023 CN14160045	Analyst: Kosecki
Data file: C:\Chem3211\Data\17Apr17\58.D	

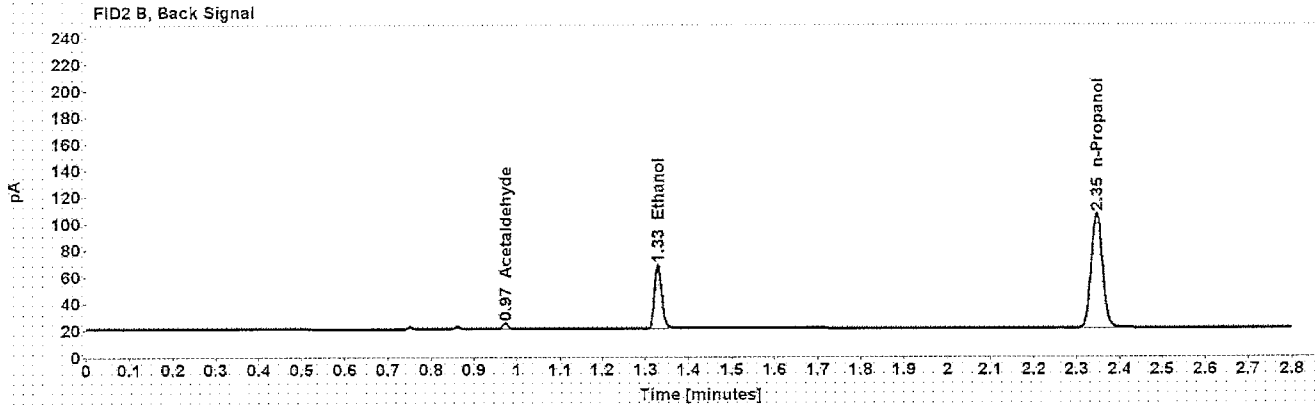
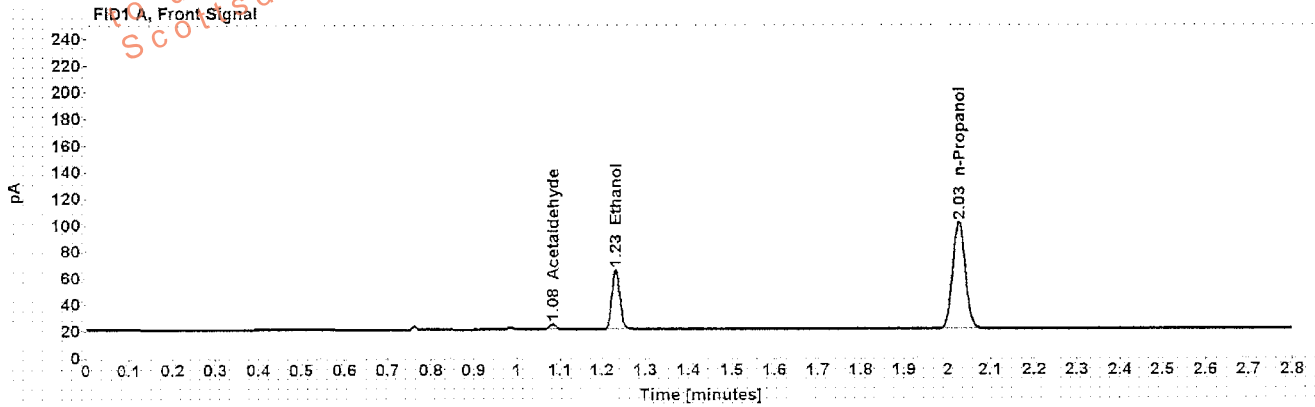


Table 1: FID 1 A (column DB-ALC1)

Compound	Amount (g/100mL)	Time (min)	Peak Area
Acetaldehyde	-----	1.084	4.104
>Ethanol	0.0950	1.232	57.977
n-Propanol	-----	2.026	165.627

Table 2: FID 2 B (column DB-ALC2)

Compound	Time (min)	Peak Area
Acetaldehyde	0.973	3.969
Ethanol	1.329	55.378
n-Propanol	2.346	159.289

Scottsdale Police Department Crime Lab Volatiles Analysis

Sample: [REDACTED]	Item number: 1124499
Injection date: 4/17/2017 4:33:55 PM	Vial: 59
Method: ethanol quant.M	Sequence: 17Apr17
Instrument: US14173023 CN14160045	Analyst: Kosecki
Data file: C:\Chem32\11\Data\17Apr17\59.D	

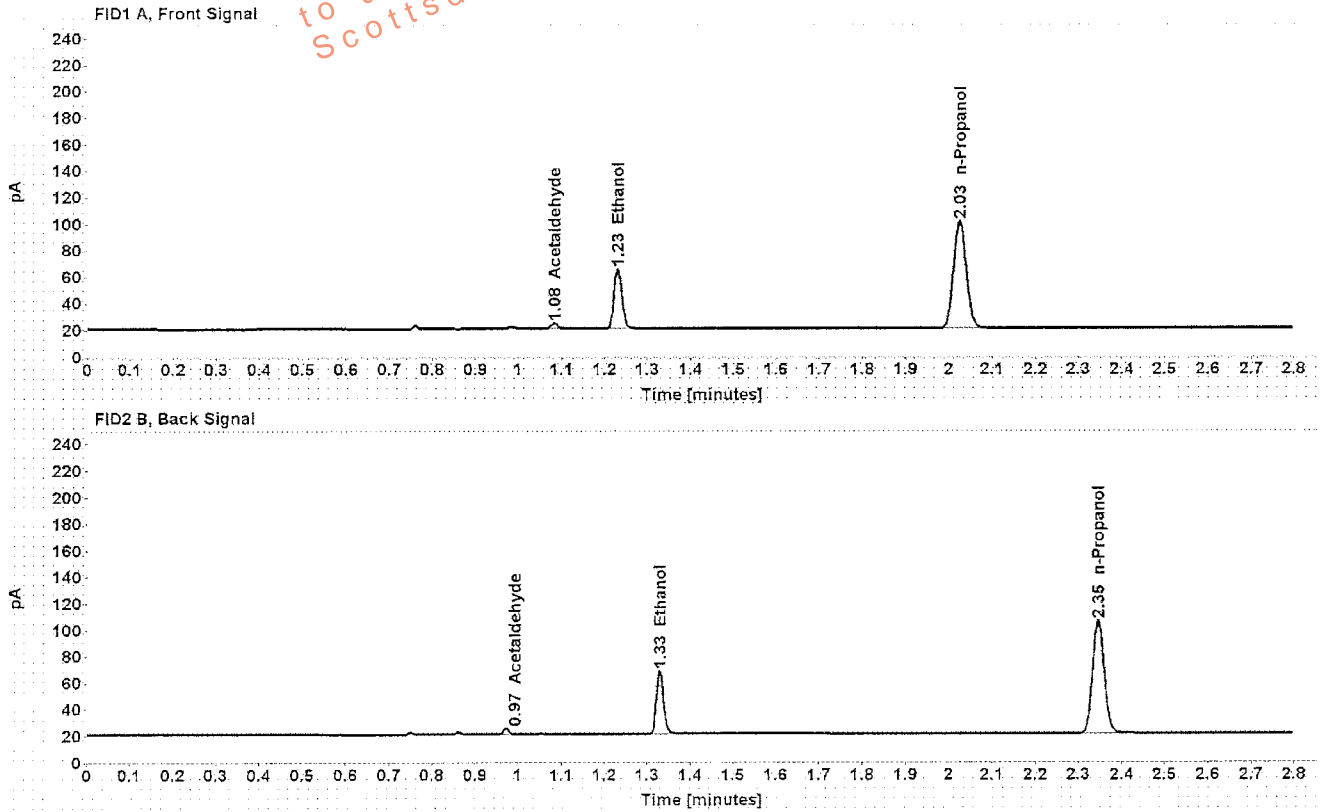


Table 1: FID 1 A (column DB-ALC1)

Compound	Amount (g/100mL)	Time (min)	Peak Area
Acetaldehyde	-----	1.084	4.148
>Ethanol	0.0949	1.231	57.838
n-Propanol	-----	2.026	165.345

Table 2: FID 2 B (column DB-ALC2)

Compound	Time (min)	Peak Area
Acetaldehyde	0.973	4.279
Ethanol	1.329	55.261
n-Propanol	2.346	158.627

Scottsdale Police Department Crime Lab Volatiles Analysis

Sample: [REDACTED]	Item number: 1124535
Injection date: 4/17/2017 4:37:54 PM	Vial: 60
Method: ethanol quant.M	Sequence: 17Apr17
Instrument: US14173023 CN14160045	Analyst: Kosecki
Data file: C:\Chem32\1\Data\17Apr17\60.D	

Dissemination is restricted to Criminal Justice Agencies and authorized personnel only. Secondary dissemination to unauthorized agencies is PROHIBITED.
 Scottsdale City Prosecutor's Office

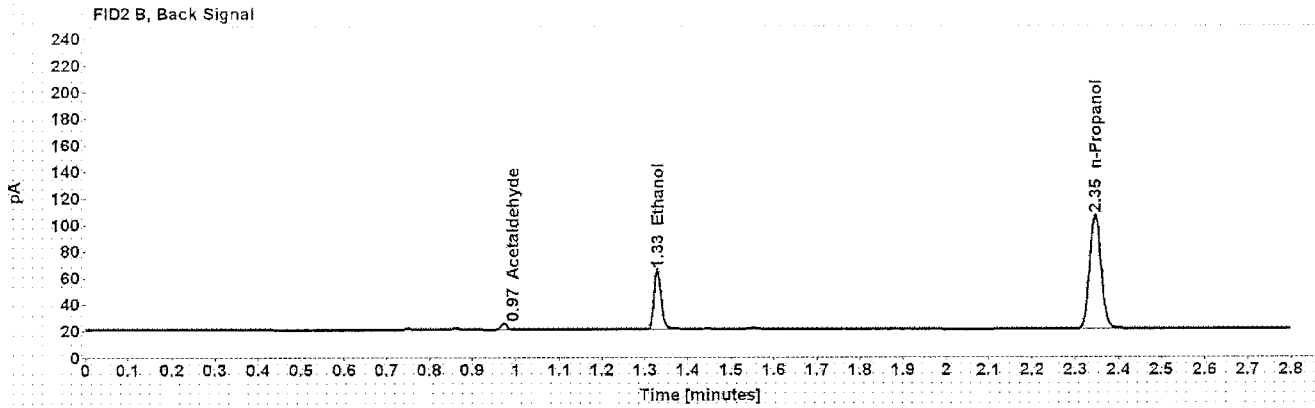
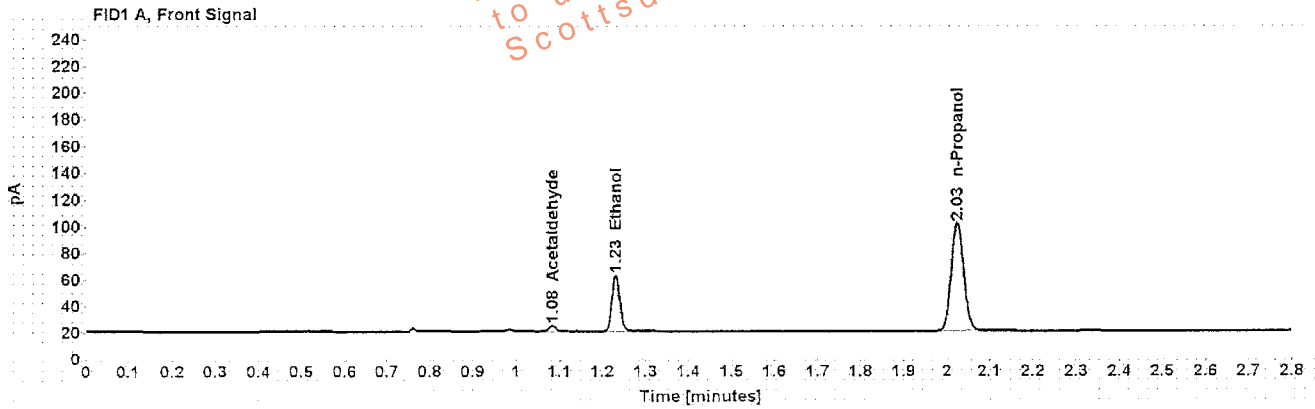


Table 1: FID 1 A (column DB-ALC1)

Compound	Amount (g/100mL)	Time (min)	Peak Area
Acetaldehyde	-----	1.084	4.476
>Ethanol	0.0891	1.231	54.417
n-Propanol	-----	2.025	165.852

Table 2: FID 2 B (column DB-ALC2)

Compound	Time (min)	Peak Area
Acetaldehyde	0.973	4.512
Ethanol	1.329	52.087
n-Propanol	2.346	159.745

Scottsdale Police Department Crime Lab Volatiles Analysis

Sample: [REDACTED]	Item number: 1124535
Injection date: 4/17/2017 4:42:09 PM	Vial: 61
Method: ethanol quant.M	Sequence: 17Apr17
Instrument: US14173023 CN14160045	Analyst: Kosecki
Data file: C:\Chem32\1\Data\17Apr17\61.D	

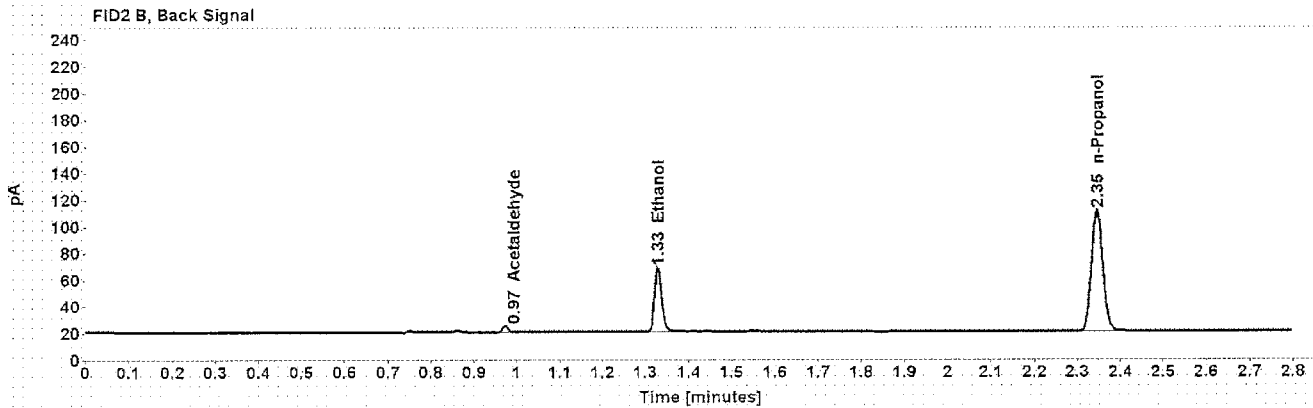
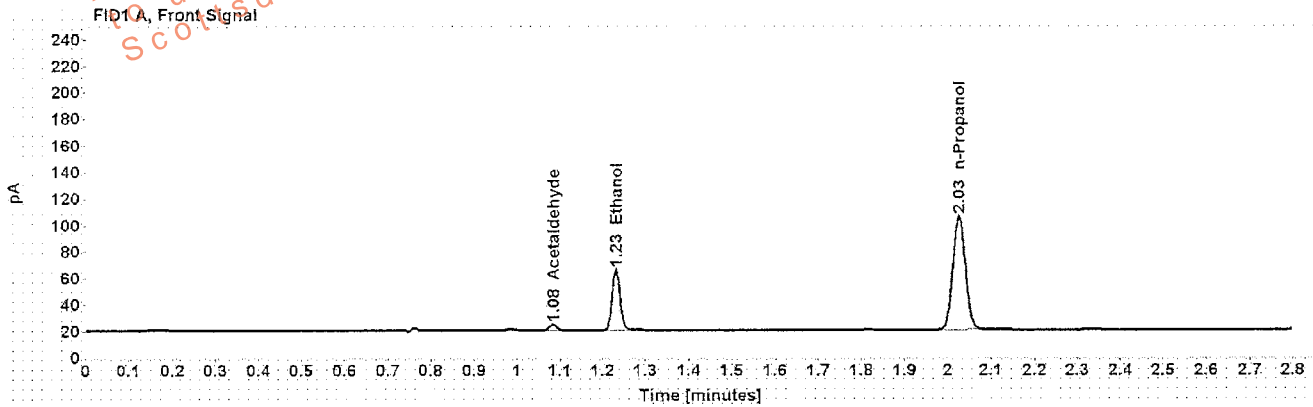


Table 1: FID 1 A (column DB-ALC1)

Compound	Amount (g/100mL)	Time (min)	Peak Area
Acetaldehyde	-----	1.084	4.527
>Ethanol	0.0906	1.231	58.505
n-Propanol	-----	2.026	175.396

Table 2: FID 2 B (column DB-ALC2)

Compound	Time (min)	Peak Area
Acetaldehyde	0.973	4.504
Ethanol	1.329	56.019
n-Propanol	2.346	168.993