


City of
Scottsdale

ANNUAL BUDGET

1964 - 1965




APPROVED

We will never bring disgrace to this, our city, by any act of dishonesty or cowardice, we will fight for the ideals and sacred things of the city, both alone and with many; we will revere and obey the city's laws and do our best to incite a like respect in those above us who are prone to annul or set them at naught; we will strive unceasingly to quicken the public's sense of civic duty, thus in all these ways we will transmit this city not only not less, but greater, and more beautiful than it was transmitted to us.

This oath was taken about 2200 years ago by the youth of Greece when they entered government service.

City of Scottsdale, Arizona



ANNUAL BUDGET

Fiscal Year: July 1, 1964 - June 30, 1965

C. W. "BILL" CLAYTON MAYOR

MEMBERS OF THE CITY COUNCIL

G. HERB CAYWOOD

LEONARD D. JOHNSON

JOHN L. SENINI, JR.

JOSEPH C. MEIER

B. L. TIMS, O. D.

R. M. AUXIER

RICHARD MALCOLM, CITY MANAGER

THOMAS L. COCHRAN, Asst. City Manager

DONALD M. VANDYKE, Finance Director

OSMUND BURTON, JR. City Attorney

AGNES LICKLIDER, City Treasurer

WHAT IS THE MUNICIPAL BUDGET?

Too often the municipal budget is construed as merely another document inspired by the first of March, adopted by the first of July, rescued by the third of November when the first tax installments come in, and retired by the thirtieth of June. Lewis Carroll of "Alice in Wonderland" fame is once reputed to have subtly defined a budget as a "midget which grew larger and larger . . . until it became a budget."

Actually, the annual municipal budget is a living document which translates human energies into human objectives. More specifically, it is a plan -- a financial transliteration of community goals. Or as one writer has suggested: "It is the City's work program with a dollar sign in front of it." Historically, the word "budget" though obscure in its origin, is probably derived from the Middle English bouget, meaning bag or wallet; it presumably applied to a leather bag in which the King's Chancellor of the Exchequer carried documents explaining the country's needs and resources.

Notwithstanding its essential character as a midget, a living document, a financial plan or a leather bag, no official city document is of greater importance to the welfare of the City of Scottsdale. Within its covers is represented the City's intended municipal standard of living. This homely document, which unfortunately is unread by or unfamiliar to nine out of ten Scottsdalians, can, through its intrinsic ambivalent nature, mean the difference between: (1) kids playing kick-the-can in the streets or a well-organized, properly supervised recreation program on our parks and playgrounds; (2) higher crime and fire rates or effective around-the-clock protection of your family and property 365 days a year; (3) a catch-as-catch-can refuse collection service or an efficient, mechanically up-to-date refuse system which enhances not only the public health and sanitation, but also the scenic qualities of our community; (4) narrow, congested, unkempt streets or broad, well-paved, beautifully landscaped avenues permitting safe passage for the City's 20,000 or more motor vehicles.


In a word, the municipal budget represents the people's hopes for a better community, the City Council's "book of the day, month and year" for realizing those hopes, and the "management Bible" for objectifying them. Aside from the more prosaic passages that

characterize every number-spangled document, it truly has its adventurous overtones. In one sense, it represents an action-packed human drama that no Hollywood screen writer could portray in his greatest fiction; yet, it is as real as a new park or street sweeper, as real as a new refuse truck, as real as the people who do the work and the people who are served by its purposes --

Your 1964-65 budget document, respectfully, here it is.

May 5, 1964	Formal presentation of recommended budget to City Council.
May 12, 1964	Public hearing and tentative adoption under State Law.
May 20, 1964	First legal advertisement in local Newspaper.
May 27, 1964	Second legal advertisement in local Newspaper.
June 2, 1964	Final adoption under State Law and City Charter.
June 9, 1964	Adoption of tax levy ordinance.
June 16, 1964	Certified copies of tax levy ordinance sent to Maricopa County.
July 1, 1964	1964-65 budget goes into effect.

From The City Manager
City of Scottsdale, Arizona
"The West's Most Western Town"



TO: The Honorable Mayor
and City Council
City of Scottsdale
Scottsdale, Arizona

City Manager's Letter of Transmittal



CITY OF SCOTTSDALE
"The West's Most Western Town"
SCOTTSDALE, ARIZONA

September 25, 1964

COUNCILMEN
G. Herb Caywood
C. W. Bill Clayton
Leonard D. Johnson
Joseph C. Meier
John L. Smith, Jr.
B. L. Tims, O. D.

Gentlemen:

Pursuant to Article 3, Section 3, Paragraph 3 of the Charter of the City of Scottsdale, Arizona, submitted with is the 1964-65 Annual Budget as adopted by your Honorable Body on June 11, 1964

Presented this year as an integral part of the budget document are:

1. A Budget Message, containing trends in municipal affairs during the past five years, a Council statement of the City's current problems, needs and objectives and a summation of the municipal work program for the year ahead;
2. Several budget summaries and schedules, reflecting the City's financial position in terms of anticipated revenues, expenditures and fund balances; and
3. A review and report, department by department, of the City's organizational structure, its functional responsibilities and the personnel forces assigned to accomplish municipal goals.

Even at this early point in my tenure as your City Manager, I wish to commend and compliment the citizens of Scottsdale and also an outstanding group of officers and employees for the high standards they are creating for their city government and for the considerable enthusiasm and effort they are exerting in combatting the many problems confronting our community.

And to your Honorable Body, may I submit with this document my deep appreciation for your continued zeal and leadership in the interest of better government for the City of Scottsdale.

Very truly yours,
Richard Malcolm
Richard Malcolm

Contents

City of Scottsdale, Arizona
Annual Budget
1964-65

	<u>Page</u>
What is the Municipal Budget?	ii
City Manager's Letter of Transmittal	iii
 PART I - 1964-65 BUDGET MESSAGE 	
Budget Perspectives, 1964-65	1
Prologue of Facts About Scottsdale	3
The Scottsdale Trend	5
Of Problems, Needs and Objectives	9
The Year Ahead	13
 PART II - 1964-65 BUDGET SUMMARIES AND SCHEDULES 	
Schedule 1. General Budget Summary - All Operating Funds	20
Schedule 2. Summary of Governmental Operations	21
Schedule 3. Comparison of 1964-65 Appropriations with Prior Years' Expenditures, By Function, Department and Division	23
Schedule 4. Summary of 1964-65 Budget by Function, Department, Division and Character of Expense	25
Schedule 5. Property Tax Revenue Analysis	28
Schedule 6. Estimated Revenues, 1964-65	30

Contents

City of Scottsdale, Arizona
Annual Budget
1964-65

PART III - 1964-65 ANNUAL BUDGET, DETAIL OF ESTIMATES

	<u>Page</u>
Section 1. Legislative and Administrative Services	35
G.C. Mayor and City Council	36-40
G.C. City Manager	41-44
G.C. City Clerk	45-48
G.C. City Magistrate	49-52
G.C. City Attorney	53-56
F City Treasurer	57-59
F Finance Department	61-67
Planning and Zoning Department	68-72
Section 2. Public Works	73
Public Works Department - Summary	75-76
Office of the Director	77-80
Engineering Division	81-90
Street Division	91-98
M.S. Equipment Maintenance Division	99-102
Building Inspection Division	103-106
Refuse Collection Division	107-114
Sewer Maintenance Division	115-120
Section 3. Public Safety	121
PS Police Department	123-126
PS Fire Services	127-128
PS Civil Defense	129-130
PS Animal Control Service	131-132
Section 4. Parks, Recreation and Library Services	133
PR Parks and Recreation Department	134-138
GS Library	139-142

Contents

City of Scottsdale, Arizona
Annual Budget
1964-65

PART III - 1964-65 ANNUAL BUDGET, DETAIL OF ESTIMATES

Page

Section 5. General Government	143
Community Promotion	144
Debt Service	145
Contingencies	146

PART IV - MUNICIPAL FUND SUMMARIES, 1964-65

Schedule A. General Fund	149
Schedule B. Parks and Recreation Fund	150
Schedule C. Library	151
Schedule D. Gasoline Tax	152
Schedule E. Major Streets and Highways	153
Schedule F. Sanitary Sewer Revenue	154
Schedule G. Public Works Reserve	155
Schedule H. Debt Service	156

PART V - APPENDICES

Appendix A. City of Scottsdale Resolution 339, Adopting 1964-65 Annual Budget	159
Appendix B. City of Scottsdale Ordinance 205A, Levying City Tax Rate	163
Appendix C. City of Scottsdale, Arizona, 1964-65 Expenditure 10% Limit Check	166
Appendix D. City of Scottsdale, Arizona, 1964-65 Tax Levy 10% Limit Check	167
Appendix E. City of Scottsdale Schedule of Extended Salary Ranges	168
Appendix F. City of Scottsdale, Job Classifications By Pay Range	172
Appendix G. City of Scottsdale, Distribution of 1964-65 Capital Outlay by Classification, Department and Activity	176
Appendix H. City of Scottsdale, Directory of City Officials, October 1, 1964	181

PART I

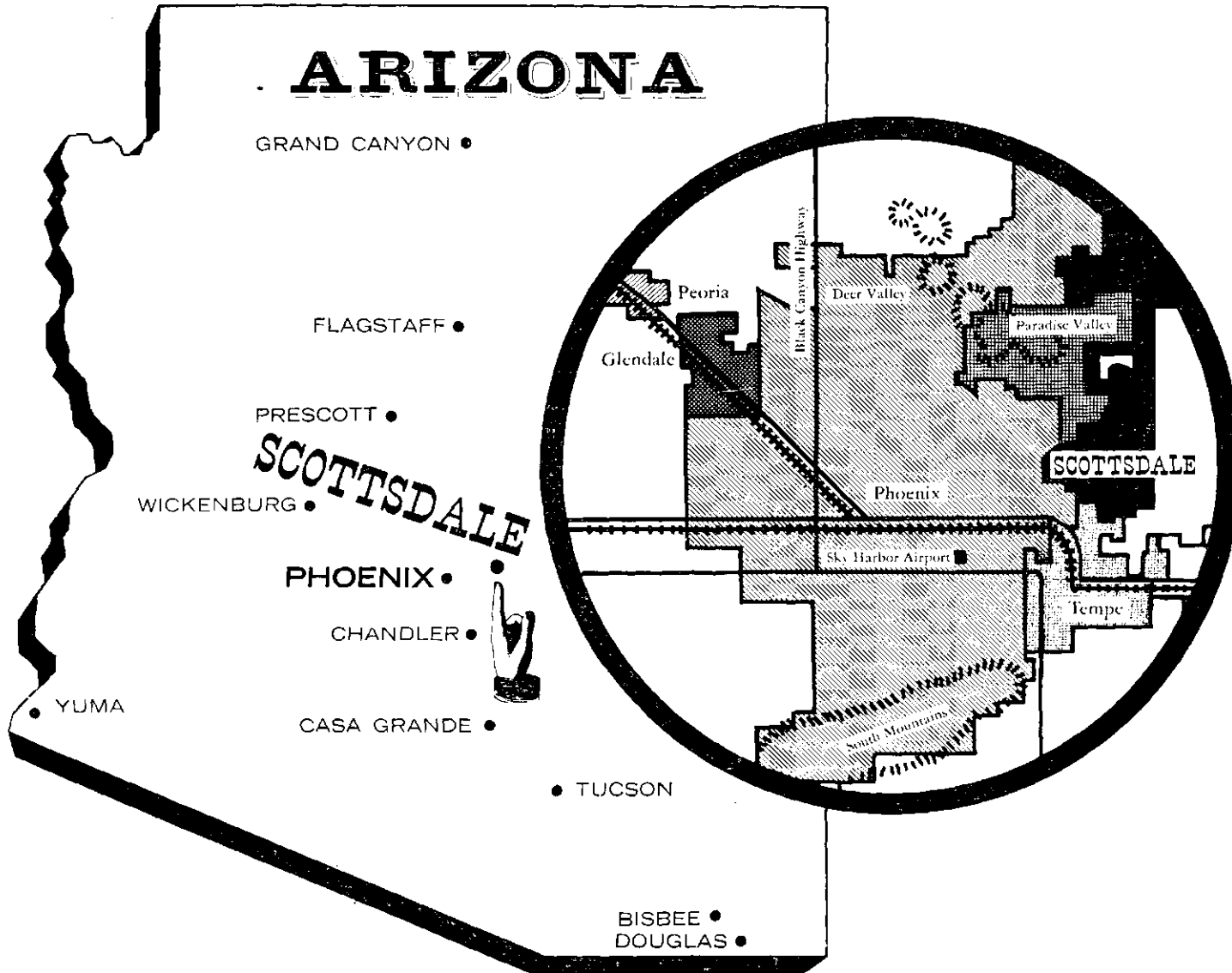
1964-65 BUDGET MESSAGE

PERSPECTIVES

1. The Scottsdale Trend
2. "Of Problems, Needs and Objectives"
3. The Year Ahead

SCOTTSDALE

ARIZONA



PROLOGUE OF FACTS ... ABOUT SCOTTSDALE



THE CITY

The Town of Scottsdale was incorporated on June 25, 1951, with an area of .62 acres and a population of 2,032. Scottsdale was incorporated as "The West's Most Western Town" and that inscription is carried on the city seal. It retains its own home-rule charter, adopted in 1961, and operates under the Council-Manager form of government.

From its beginnings, Scottsdale has grown to an area of approximately 66 square miles and an estimated population of 45,000; its plans are geared to a city ultimately approaching 200,000 population. This startling growth has occurred in the brief period of 13 years. Scottsdale has crossed many bridges in that interval. For example, a comprehensive zoning ordinance has been adopted; subdivision control is exercised; police, fire, and the normal range of municipal services are offered to the citizens of Scottsdale. Scottsdale is a good place to live.

THE NEW AND THE OLD

As a high quality residential community in the Phoenix metropolitan complex of cities, Scottsdale retains ready access to all modern services and conveniences. Many residents are employed in local commerce and industry and that of surrounding communities. The commercial sector, Old Scottsdale, emphasizes the traditional aspects of the Far West, and includes a large number of specialty shops serving a rich and thriving residential and tourist market. We are served by a fully modern public school system, 30 churches of various denominations, and three hospitals, as well as our own public library, two newspapers and other extensive communicative media. Scottsdale is the winter training home of the Boston Red Sox and the city offers many attractions to visitors and tourists the year around.



PROLOGUE OF FACTS ... ABOUT SCOTTSDALE

THE PEOPLE

But Scottsdale is really something more than a city -- it is a way of life. And behind this way of life as reflected in Scottsdale's beautiful homes, its reputable schools, its many churches, its flourishing commercial and industrial makeup, and its municipal government, are its people -- Scottsdale's greatest asset.

In 1910, Chaplain Winfield Scott, the founder of this community, advised his friends and neighbors as follows: "I leave to you my work in Scottsdale. If you take this work and do it, and enlarge it as God gives you strength, you will receive my blessing and His, the blessing which maketh rich, and God hadeth no sorrow with it."

This display of civic spirit may well serve as our example for the future, a future that will demand even greater and more responsible participation by the people of Scottsdale in their City government. And in the best tradition of the founders of this community who built upon a firm foundation, it is felt that we too can move forward with the assurance that no problem will be too big to solve and no challenge will be left unmet.



Every morning when we wake up, we are faced with a new and different Scottsdale -- the sum of many small changes -- a new subdivision up north, new sewers on Hayden Road, a new high school in Indian Bend Wash, a new specialty shop on Fifth Avenue, a new airport where once there had been arid, endless desert, all changes adding up to a broad transformation of our lives.

1. The Scottsdale Trend

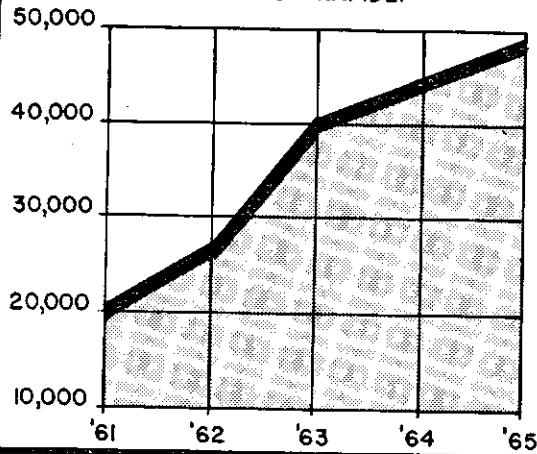
The magnitude of such changes has been fantastic. Since 1960, only a few short years ago --

- Our population has increased five-fold;
- Our construction activity has continued at a breakneck pace, far ahead of most jurisdictions in the State and averaging in excess of \$15 million a year;
- Our assessed property valuations have jumped seven-fold;
- Our property tax rate has leveled off at \$1.07, a comparatively low figure in light of the fact that the City receives less than nine cents of every property tax dollar paid;
- Property tax receipts have climbed eleven-fold and governmental costs which have risen steadily will probably continue to do so with growth;
- Capital outlays are unprecedented in the City's history, have increased six-fold since 1960.
- Cost of living figures are edging upward -- at the rate of one or two per cent per year;
- State-shared subventions and grants have continued to mount nearly 1000 per cent;
- Sales tax receipts are up six times over, representing annual sales volumes approaching \$80 million; none the less returns from business license fees and permits, though increasing, are increasing at a regressive rate.



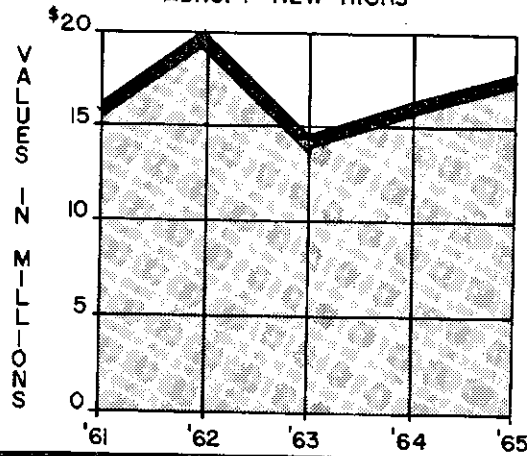
POPULATION

— GROWING RAPIDLY



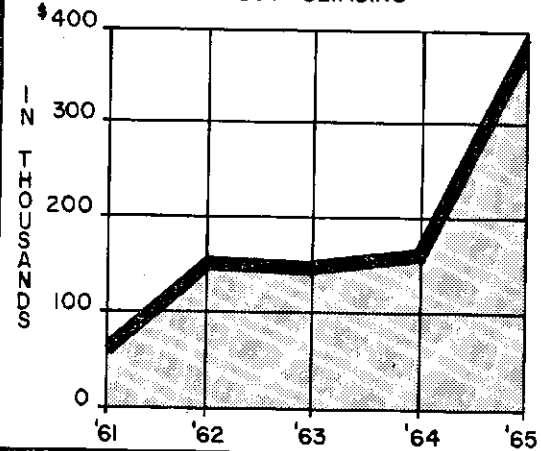
CONSTRUCTION ACTIVITY

— ABRUPT NEW HIGHS



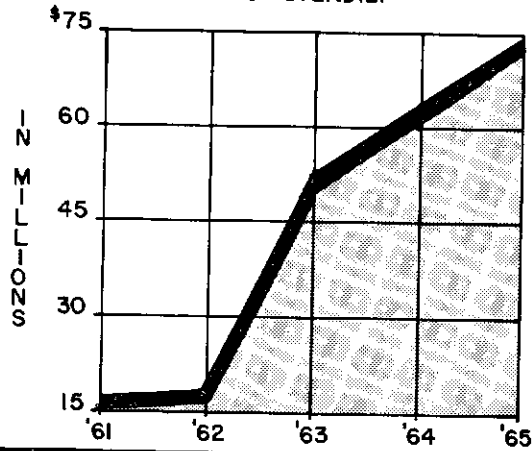
BONDED DEBT SERVICE

— LOW BUT CLIMBING



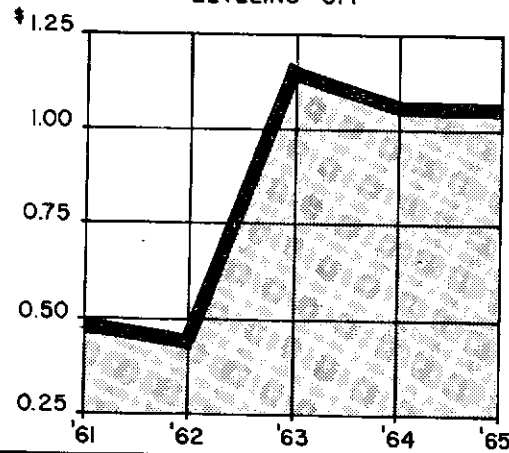
ASSESSED VALUATIONS

— RISING STEADILY



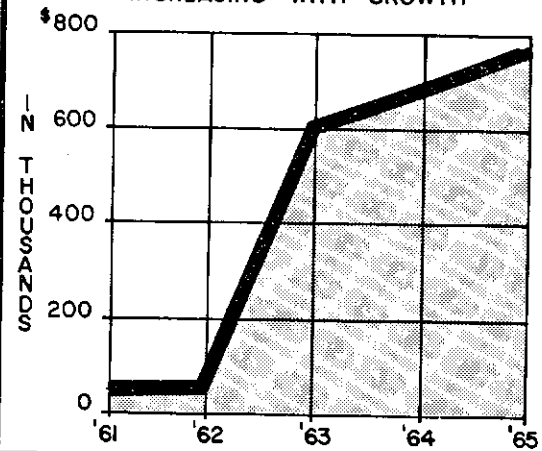
TAX RATE (PER \$100 VALUATION)

— LEVELING OFF



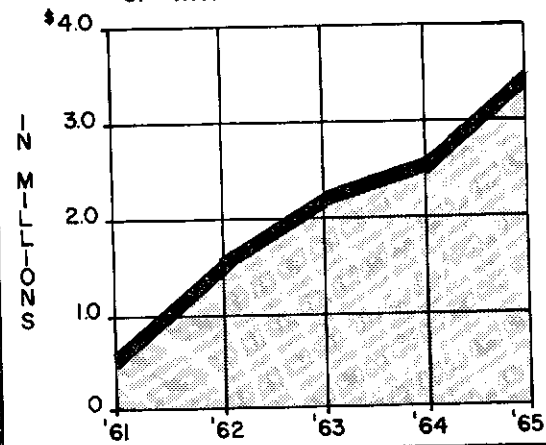
TAX RECEIPTS

— INCREASING WITH GROWTH



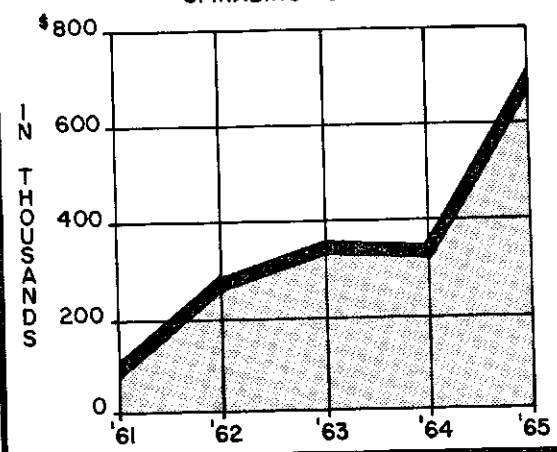
COSTS OF GOVERNMENT

—UP WITH SERVICE DEMANDS



CAPITAL IMPROVEMENTS

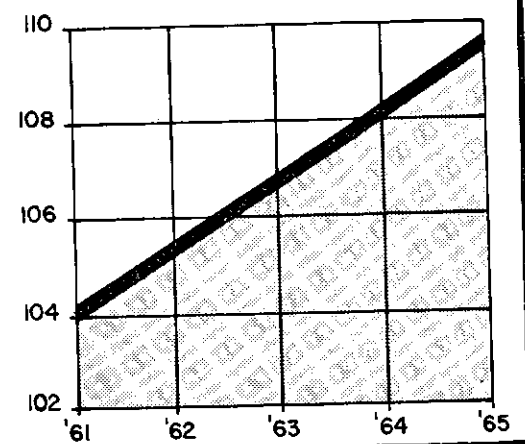
—SPIRALING UPWARD



COST OF LIVING

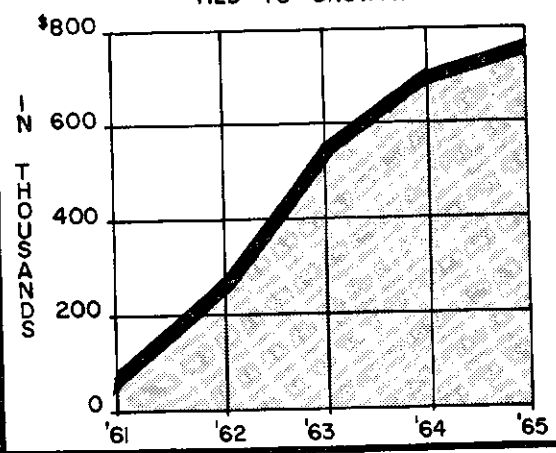
1957-59 = 100

—CONTINUOUS UPSURGE



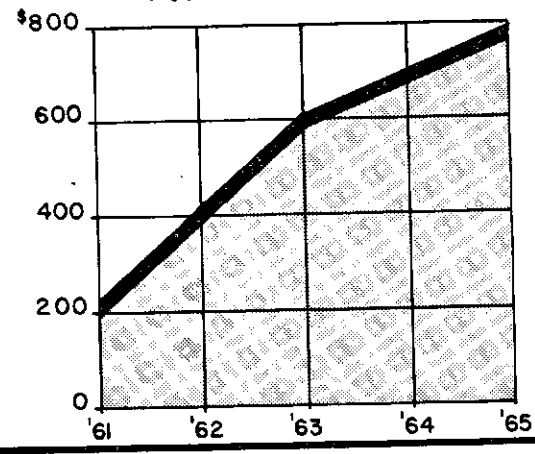
SUBVENTIONS AND GRANTS

—TIED TO GROWTH



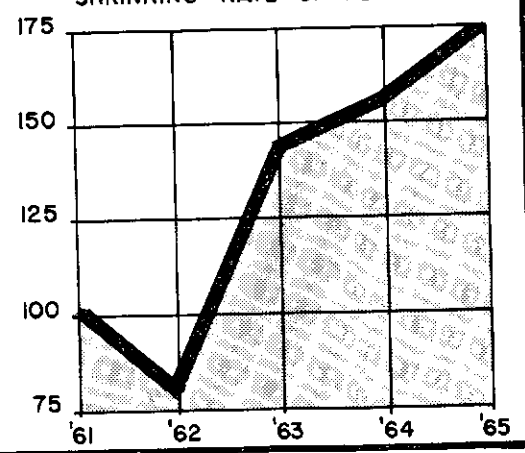
SALES TAX RECEIPTS

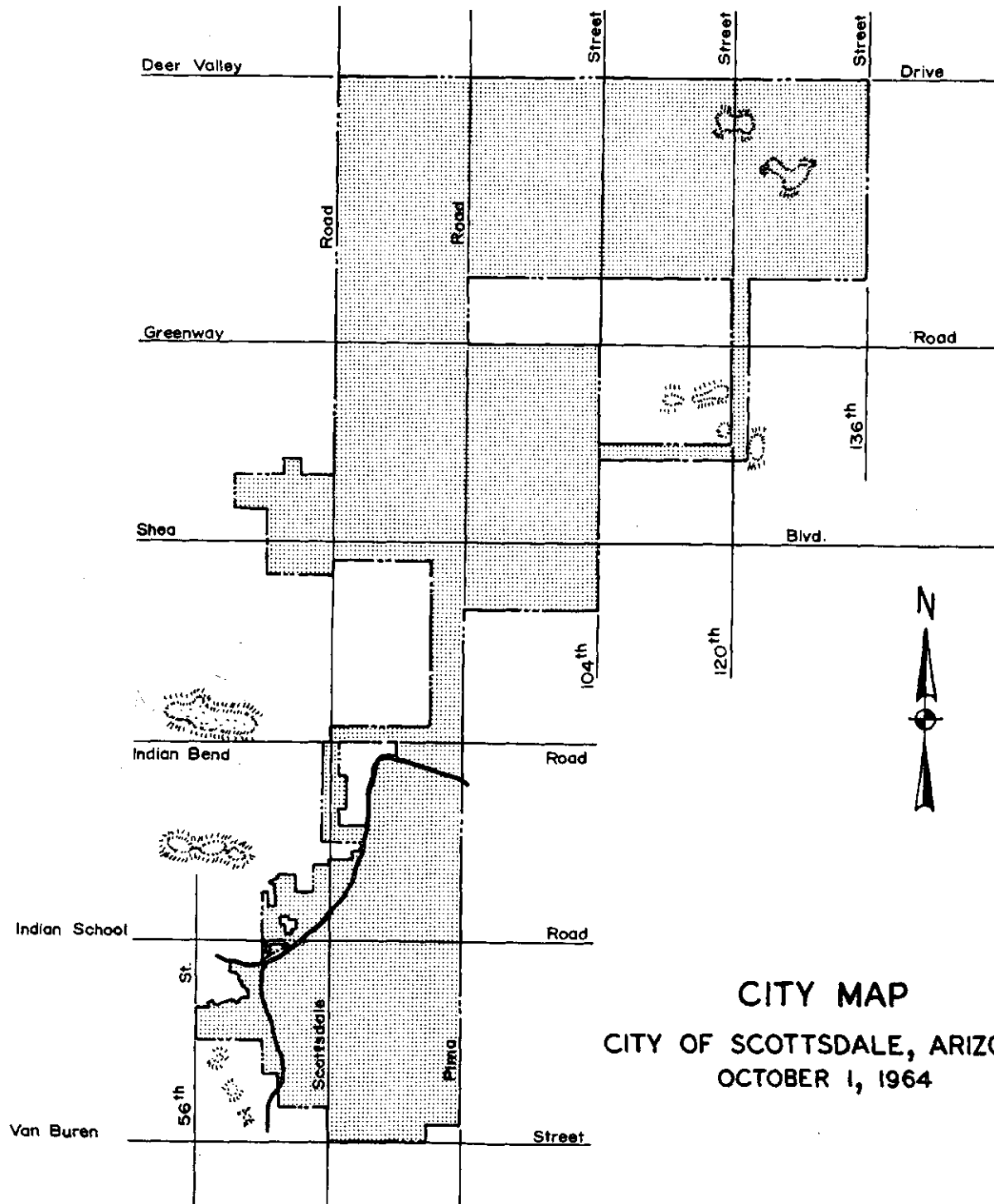
—MOUNTING ANNUALLY




BUSINESS LICENSE FEES

—SHRINKING RATE OF RETURN





CITY MAP
CITY OF SCOTTSDALE, ARIZONA
OCTOBER 1, 1964



Bewildering growth has obviously keynoted the recent Scottsdale Trend. Not too long ago, Scottsdale was a quiet, little town, surrounded on one side by bountiful citrus groves and on the other by expansive desert. Today, Scottsdale within the short span of a decade has grown twenty-fold. And its City government is planning for a population of 150,000 (or more) in an area of 75 square miles. Our paramount task will be to guide our growth and change, for although change appears inevitable, change for a better Scottsdale will be a full-time job.

2. "Of Problems, Needs and Objectives"

Toward building a better Scottsdale, the City Council has set forth what it now considers the foremost problems, needs and objectives of the community.


STATING THE PROBLEM

Foremost among the multiplicity of problems confronting Scottsdale, as seen by the Council, are the following:

A. Community Pride and Identity

Scottsdale's exceedingly rapid growth has brought with it thousands of newcomers representing all cross sections of life. Understandably, this has not contributed materially to social and political cohesiveness in the community. New residents, by nature, tend initially to be reticent or too busy to participate in municipal affairs or other phases of community life and, thus, fail to identify themselves readily with the City. Moreover, "Oldtimers" tend to retreat in despair and nostalgia against the overwhelming onslaught of many, new people, new and diverse ideas and new ways. To help engender greater community pride, more and better communication between City Hall and the citizenry appears warranted.

OF PROBLEMS, NEEDS AND OBJECTIVES



B. Planning for the Community

In the face of Scottsdale's intense population growth, another significant problem emerges as to "how best to guide and control the development of the community". Hence, land use -- both public and private -- along with the proper development of streets and freeways, water, parks, sewers, civic center, airport facilities, and other public improvements pose as specific problems. A further need is to extend and continue a city-wide beautification program.

C. Promoting Economic Health

High quality commercial undertakings in an increasingly healthy business environment and more garden-type industrial development appear to be necessary "to help spread the tax burden" and provide the necessary financial means to attain community goals. Corollary to the pursuit of a healthy business environment are questions, yet to be answered, as to whether pending legislation relating to signs and "high rise" will have the desired effect.


D. Other Emerging Problems

Annexed territories -- now under litigation, flood control, animal control, public sanitation, and rising adult and youth crime rates -- constitute other municipal problems demanding increased attention.

GENERAL COMMUNITY NEEDS

Paramount among the broader needs of the City are:

- A. An intensified arterial street program
- B. A comprehensive park land acquisition and development program
- C. A city-owned water system
- D. An increasingly healthy business district and
- E. An extensive, continuous, city-wide beautification program



OF PROBLEMS , NEEDS AND OBJECTIVES

Fundamental to the aforesaid needs are continuous planning and the further need to develop "a closer identification" on the part of the citizenry "with the City government". If residents are not made to feel that they are a part of Scottsdale, it will be much more difficult to foster and promote the orderly development of the community to the detriment of all. Progress through proper planning; civic action through citizen participation are essential if broader needs are to be fulfilled.

ADMINISTRATIVE AND ORGANIZATIONAL NEEDS --

Besides the pronounced desire for better communications between commissions and the Council and the Council and the people, the City's primary administrative and organizational needs may be classified under three main headings:


A. A New Civic Center

Civic Center facilities are urgently needed to enhance the City's capacity for performance; but, also, to provide an identifiable municipal headquarters around which citizens may rally in support of their highest hopes for this community. A City Hall-Civic Center complex should be functional and promote the aesthetic qualities befitting this community.

B. Upgrading Personnel at all Levels

City personnel should be made to feel and acknowledge that they are working for the best outfit of its kind anywhere. Increasing professionalization in the City Service can be obtained only through the recruitment, proper training, advancement and retention of the most qualified people. We must thus provide highly competitive salaries and benefits; we must insist on and get better service; and we must build a "service team" based upon the highest and best public personnel standards.

OF PROBLEMS, NEEDS AND OBJECTIVES



C. Better Internal Organization

The City of Scottsdale is growing fast. As municipal functions expand and become increasingly complex, new administrative needs are bound to emerge. And, if the City government is to meet those needs and render its services more effectively, the governmental organization must be continuously and appropriately adapted to conditions induced by rapid growth, change of personnel, change of leadership, changing programs and new municipal obligations.

D. OBJECTIVES

Scottsdale is on the threshold of a great, new era of growth and development. Even though much has been accomplished, not all prospects are rosy. Explosive growth and attendant municipal problems will require new solutions, shifts in program emphasis and, in some instances, onerous delays. Planning--previously conspicuous by its absence--is a case in point. The continuous establishment and enforcement of high development standards is warranted in shaping the character of the community.

Ideally, the community makeup should be a balanced one, primarily residential in nature but at once "bustling and sophisticated" in its commercial and industrial activity. Greater stress should be placed upon the development of potentially great cultural and recreational aspects. Further efforts should be exerted to retain as much of the old atmosphere in developing the new.

"We have before us a unique opportunity" to build "the most unique town in the West". An intensely interested, energetic and well-informed citizenry is the key; it can give great impetus to the development of Scottsdale "not as . . . just another City, but as a very special place in which to live, work and play".

~~~~~  
What is the city but the people.

Shakespeare

~~~~~

Growing With Scottsdale...



Twelve years ago almost to the day, the Honorable Malcolm White, first Mayor of Scottsdale, climaxed a June Council meeting with a brisk rap of the gavel which gave official order and form to the City's first comprehensive budget. That budget comprised estimated expenditures of \$32,209.19.

It is almost certain that neither the City's first Mayor nor any of his fellow councilmen could have foreseen by the wildest stretch of the imagination that only a decade or so later their official counterparts would be called upon (by the force of events) to adopt a municipal budget more than a hundred-fold greater in size. But, that in essence and in fact is the Scottsdale fiscal story -- a bigger city -- and a bigger budget!


3. The Year Ahead

Representing the City's pocket-book, bank-book and hole in the mattress all wrapped together in a single document, the 1964-65 Annual Budget calls for appropriations of \$3,386,219. Historically, it is the largest Scottsdale budget every adopted. But, a consolatory note should be added here. The current budget, despite its magnitude, also subscribes to what may be referred to as contemporary Micawberism, at least that side of Wilkens Micawber that advised David Copperfield on the desirability of living within one's means. Consequently, it is a balanced budget; it involves no financial deficit. And, what is more, it contemplates no increase in the municipal tax rate.

A box-score version of the budget - which appears elsewhere - indicates that this year's appropriation is higher than last year's corresponding figure by \$746,183 or 28.3 per cent. Substantial increases are reflected in the following sectors: Personal Services - \$266,343 or 26.8%; Commodities - \$111,130 or 74.9%; Capital Outlay - \$214,951 or 55.1%; Debt Service - \$216,181 or 120.7%.

THE YEAR AHEAD

	<u>1963-64</u> <u>BUDGET</u>	<u>ESTIMATED</u> <u>EXPENDITURES</u> <u>1963-64</u>	<u>FINAL</u> <u>BUDGET</u> <u>1964-65</u>	<u>CHANGE FROM</u> <u>1963-64 BUDGET</u>
Personal Services	\$ 993,914	\$ 947,020	\$1,260,257	+26.8%
Contractual Services	782,698	893,096	626,887	-19.9%
Commodities	148,327	163,300	259,457	+74.9%
Capital Outlay	390,062	375,177	605,013	+55.1%
Work Order Credits	<u>(23,048)</u>	<u>(13,604)</u>	-	
Subtotal - Operating	\$ 2,291,953	\$2,364,989	\$2,751,884	+20.7%
Debt Service	179,099	179,099	395,280	+120.7%
Contingencies	<u>168,974</u>	<u>-</u>	<u>239,055</u>	<u>+ 41.5%</u>
Total - All Funds	<u>\$2,640,026</u>	<u>\$2,544,088</u>	<u>\$3,386,219</u>	<u>+ 28.3%</u>



THE YEAR AHEAD

Such figures bear indelible testimony to the relentless growth and development now confronting an area which may be described as one of "the most incredibly varied, productive, and dynamic" cities in the West. Once the sleepy backyard of Arizona's Valley of the Sun, today's Scottsdale has been rudely awakened by a "nightmare of numbers".

The following desiderata not only reinforce that fact; they further testify to the real forces and factors giving impact to the impending budget.



Population Growth. Although founded at the turn of the century, Scottsdale has only recently been discovered. Its natural, cultural, commercial and residential climate along with the forces of social mobility are figuratively sending streams of people into this valley like they were played out of a high-pressured fire nozzle. In 1960, Scottsdale was a quiet, sun-splashed residential community of 10,000; by the end of this year, its population will approach 50,000. Within the next few months alone, if current projections are indicative, we will grow in population as much as the entire Scottsdale community grew during the first half-century of its existence! What is more, the growth rate is increasing progressively.



Construction Activity. Scottsdale's dramatic population growth is reflected in other spheres - new homes, commercial development, industrial activity. In 1963-64, building valuations boomed upward to \$16.5 million; and they are expected to surge even beyond that level to \$17.5 million during the impending fiscal year.

Area Growth. Since 1960, 46.7 square miles have been added to the City of Scottsdale through annexation. Annexations involving 27.2 square miles net were consummated in 1963 alone; others are being processed or pending litigation at this writing. Scottsdale's annexation program has been motivated as much by the promotion of orderly planning and high development standards as by the "quest for bigness". Nevertheless, we are living in an era and area of "conspicuous growth and development".



THE YEAR AHEAD



GENERAL FEATURES OF THE 1964-65 BUDGET

1. *Emphasis on Public Works and Improvements*

To help meet the challenge of precipitous growth, the current budget lays particular stress on the public works function, including --

- A. An intensified sanitary sewer improvement program revolving primarily around the formation of the joint Five-City Sewer Project;
- B. Participation in Street Improvement Districts relating to Thomas Road, Ballpark Plaza and Winfield Scott Plaza;
- C. Extension and improvement of Camelback Road and Osborn Road;
- D. Activation and development of a comprehensive City equipment maintenance program;
- E. Establishment of a specialized right-of-way acquisition program;
- F. Broader traffic safety and street lighting services, including the installation of new traffic signals at four intersections;
- G. The resurfacing and resealing of at least seven street miles throughout the City;
- H. The installation of street name signs, City entrance markers and the painting of house numbers on curbs;
- I. Additional refuse collection equipment concomitant with community growth; and
- J. An expanded weed and pest control program.

2. *Other Major Capital Improvements*

Among the other salient features of the 1964-65 Annual Budget pertaining specifically to capital improvements are the following:

- A. Building expansion for Police Services and the City Court;
- B. Installation of at least 30 new fire hydrants;
- C. Acquisition of additional park lands and their development as resources provide; and
- D. Intensification of the City's tree planting and beautification program.

THE YEAR AHEAD

3. Planning for the Shape of the Future

With the contemplated retention of additional professional personnel and consulting services, 1964-65 will see the full-flowering of the planning function in the City of Scottsdale. This will be climaxed with the formulation of a much-needed City Master Plan. It is also anticipated that extensive research and plans will be forthcoming in the following areas:

- A. Airport
- B. Public utilities, including water supply
- C. Parks and recreation
- D. Parkways and street trees
- E. Drainage
- F. Civic center
- G. Traffic control
- H. Central business district
 - I. Photogrammetric studies
 - J. Administration and organization

Government and civic affairs will also be notably enriched during the current year with the formation of a Citizens' Committee to study future capital improvement needs. Organized on a "task force" basis, the said committee will work with City officials and outside consultants to establish a broad program and guidelines for community self-improvement based on need, priority, financial feasibility and other related factors. It is anticipated that the committee will complete its studies early in 1965, in time sufficient to incorporate proposed capital improvements as an integral part of next year's budget.



Order is Heaven's first task.

Alexander Pope

4. Mechanization and Modernization of Work Program

With growth—both current and contemplated—the organizational and "housekeeping" functions must keep pace if the City is to do the job expected of it. Accordingly, "retooling" in certain areas is warranted with recommended recourse to:

- Data Processing Methods, to be gradually applied to all departments as resources and schedules permit;
- Base-to-Field Radio Communications, equipping all key vehicles and areas with radio and recording devices to foster savings and efficiencies, especially in Public Works, Parks and Recreation as well as the Police Department;
- Central Duplicating, Forms Control, Mailing and Messenger Services, to eliminate unnecessary, overlapping work; and
- Up-to-Date Equipment and new labor-saving devices as needed in all departments.

5. Manpower Increases

The City's most valuable asset is its human resources, the working force that gets the job done. In appreciation of the City Council's recently promulgated policies and objectives, the City's personnel program is in fairly sound condition. Generally speaking, salaries are consistent with prevailing rates, but will be continuously reviewed. The Classification Plan must be restudied in the light of rapidly changing work volumes, specifications and responsibilities. The Personnel Rules warrant further examination and updating. Diversified training programs are progressing with unprecedented intensity and with great value to our employees and the City. But for the everlasting lack of space and facilities, working conditions and fringe benefits appear comparable with those of other nearby or similar jurisdictions. And employee morale is generally good.

THE YEAR AHEAD

Our principal deficiency, however, is the quantity of manpower itself. In spite of the great in-migration of new residents and mounting work volumes, our studies show that the number of City employees per capita hardly compares in a favorable light with other jurisdictions. Scottsdale, for example, boasts approximately four employees per 1,000 population; the City of Phoenix, by contrast, retains over eight employees per thousand. Of course, the introduction of labor-saving devices and techniques has enabled the City of Scottsdale to provide fairly high standards of service, but such measures can only be stretched so far without delimiting the City's capacity for performance.

Thus, to help foster better service, the 1964-65 Budget has provided for the retention of additional personnel, distributed among many understaffed departments as follows:

Office of City Attorney. One Clerk-Typist.

Planning and Zoning Division. One Associate Planner and one Planning Aide.

Engineering Division. One Engineering Aide II.

Equipment Maintenance Division. Two Automotive Servicemen

Building Inspection Division. One General Inspector and one Plans Engineer

Police Department. One Police Lieutenant, one Police Patrolman, one Parking Checker and four Radio Operators.

Parks and Recreation Department. Three Maintenance Men (along with a reduction in force of four full-time recreational personnel and a net increase of ten part-time recreational assistants).

Library. Two Librarians I and two Library Aides (offset by a staff reduction of one full-time Librarian III and three part-time Library classifications).

Summarily, throughout the entire budgetary process, every effort has been made to meet certain, significant criteria, among them:



1. To present a clear, comprehensive and reliable fiscal program for one of the largest enterprises in the community;
2. To provide the highest standard of service within the resources available; and
3. To practice thrift wherever possible in government.

To be sure, a characteristic peculiar to all budgets is that they limit even as they provide. In our hearts we know that in Scottsdale larger horizons are opened up even as we cross the horizon already in sight; we know that Scottsdale's promise is staggering in its richness; we know that its people champ impatiently for better things now.

We know, too, that budgets are not magic formulae; they cannot, in all practicality, match the highest hopes, the richest promise or the demonstrated public enthusiasm in a lifetime's single year.

Even a record-breaking budget, such as Scottsdale's budget this year, can only do so much. Comprising estimated expenditures of \$3,386,219, it represents a municipal work program under which approximately 200 employees will serve an area of nearly 75 square miles and a population approaching 50,000. Twenty-four hours a day, 365 days a year, this will be no mean task. It will demand a well-planned, responsible and realistic approach to governmental operations. The 1964-65 Budget, it is felt, meets those criteria.

PART II

1964-65 BUDGET SUMMARIES AND SCHEDULES

Schedule 1
 City of Scottsdale, Arizona
 GENERAL BUDGET SUMMARY - ALL OPERATING FUNDS
 Fiscal Year: 1964-65

<u>Estimated Requirements</u>	<u>Estimated Resources</u>
Operating Expenses: Personal Services \$1,260,527 Contractual Services 626,677 Commodities 259,667 \$2,146,871 Capital Outlay 605,013 Contingencies 239,055 Debt Service 395,280	Current Revenues: Property Tax \$779,577 Other Local Taxes 813,000 Shared Taxes 749,500 \$2,342,077 Service Charges 171,000 Utility Charges 268,000 All Other Revenues 200,500 Non-Revenue Receipts 98,249 Total Current Resources 3,079,826 Prior Year's Receipts \$549,542 3,629,368 Less: Estimated Surplus June 30, 1965 <u>243,149</u>
<u>TOTAL REQUIREMENTS</u> <u>\$3,386,219</u>	<u>AVAILABLE FOR APPROPRIATION</u> <u>\$3,386,219</u>

Schedule 2
City of Scottsdale, Arizona
SUMMARY OF GOVERNMENTAL OPERATIONS
Distribution by Fund, Fiscal Year - 1964-65

<u>Estimated Requirements</u>	<u>Fund</u>	<u>Beginning Balance July 1, 1964</u>	<u>Estimated Receipts 1964-65</u>	<u>Interfund Transfers</u>		<u>Estimated Ending Balance June 30, 1965</u>
				<u>To</u>	<u>From</u>	
\$ 1,926,595	General Fund	\$ 24,846	\$2,201,830	--	\$300,015	--
153,124	Parks and Recreation Fund	--	30,500	\$127,624	--	--
81,573	Library Fund	--	6,300	75,273	--	--
137,522	Gasoline Tax Fund	59,542	81,340	--	3,360	--
202,671	Major Streets and Highway Fund	89,871	112,800	--	--	--
393,407	Public Works Reserve Fund	284,268	262,288	--	--	\$ 153,149
96,081	Sanitary Sewer Fund	91,015	242,000	--	146,934	90,000
<u>395,280</u>	<u>Debt Service Fund</u>	<u>--</u>	<u>142,868</u>	<u>252,412</u>	<u>--</u>	<u>--</u>
<u>\$ 3,386,219</u>		<u>\$ 549,542</u>	<u>\$3,079,826</u>	<u>\$450,309</u>	<u>\$450,309</u>	<u>\$ 243,149</u>

SCHEDULE 3
City of Scottsdale, Arizona
COMPARISON OF 1964-65 APPROPRIATIONS WITH PRIOR YEARS' EXPENDITURES
BY FUNCTION, DEPARTMENT AND DIVISION

<u>Department and Division</u>	<u>Actual</u> 1961--62	<u>Expenditures</u> 1962--63	<u>Estimated</u> <u>Expenditures</u> 1963--64	<u>Appropriation</u> 1964--65	<u>% Increase</u> 84-65 App. over 63-64 Est.	<u>% of Total</u> Budget 1964--65
<u>LEGISLATIVE & ADMINISTRATIVE SERVICES</u>						
Mayor and Council	\$ 5,351	\$ 8,671	\$ 22,059	\$ 25,863	17.24	.76
City Manager						
Office of Manager	30,355	26,644	35,028	41,576	14.55	1.23
Personnel	--	--	--	1,000		.03
Sub-Total	\$ 30,355	\$ 26,644	\$ 35,028	\$ 42,576	21.55	1.26
City Clerk						
Office of Clerk	\$ 18,686	\$ 15,155	\$ 18,356	\$ 32,889	79.17	.97
Elections	7,964	--	6,514	--	--	--
Sub-Total	\$ 26,650	\$ 15,155	\$ 24,870	\$ 32,889	32.24	.97
City Court	\$ 11,633	\$ 17,412	\$ 28,754	\$ 38,475	33.81	1.14
City Attorney	14,519	47,586	39,603	34,467	12.97	1.02
City Treasurer	--	--	8,944	8,280	7.42	.24
Finance Department						
Director's Office	\$ --	24,514	15,879	16,482	3.80	.49
Accounts Division	15,656	29,840	56,248	47,395	15.74	1.40
Purchasing Division	--	--	17,819	19,287	8.23	.57
Duplicating Division	--	--	--	--	--	--
Sub-Total	\$ 15,656	\$ 54,354	\$ 89,946	\$ 83,164	7.54	2.46
Planning and Zoning	\$ 3,567	\$ 6,707	\$ 27,023	\$ 45,634	68.87	1.34
SUB-TOTAL: LEGISLATIVE & ADMINISTRATIVE SERVICES	\$ 107,731	\$ 176,529	\$ 276,227	\$ 311,348	26.45	9.19

SCHEDULE 3 - (Page 2 - Cont'd.)
 City of Scottsdale, Arizona
 COMPARISON OF 1964-65 APPROPRIATIONS WITH PRIOR YEARS' EXPENDITURES
 BY FUNCTION, DEPARTMENT AND DIVISION

<u>Department and Division</u>	<u>Actual 1961--62</u>	<u>Expenditures 1962--63</u>	<u>Estimated Expenditures 1963--64</u>	<u>Appropriation 1964--65</u>	<u>% Increase 64-65 App. over 63-64 Est.</u>	<u>% of Total Budget 1964--65</u>
<u>PUBLIC WORKS</u>						
Director's Office	\$ --	\$ 12,591	\$ 21,743	\$ 25,328	16.49	.75
Engineering Division	36,106	66,849	343,010	412,807	69.87	12.19
Streets Division	55,531	256,097	216,673	372,361	71.85	11.00
Equipment Maint. Div.	--	--	22,833	30,845	35.09	.90
Bl'dg. Inspection Div.	31,403	47,578	69,752	91,624	31.36	2.71
Refuse Collection Div.	325,954	454,366	614,102	447,037	27.20	13.20
Sewer & Pest Control Div.	95,294	58,994	85,240	112,031	31.43	3.31
SUB-TOTAL: PUBLIC WORKS	<u>\$ 544,288</u>	<u>\$ 896,576</u>	<u>\$1,273,353</u>	<u>\$1,492,033</u>	<u>17.17</u>	<u>44.06</u>
<u>PUBLIC SAFETY</u>						
Police Department	\$ 228,809	\$ 351,508	\$ 501,352	\$ 572,036	14.10	16.89
Fire Protection	27,465	41,804	89,258	80,400	9.92	2.37
Civil Defense	46	--	7,000	2,500	64.29	.08
Animal Control	--	--	--	5,000	--	.15
SUB-TOTAL: PUBLIC SAFETY	<u>\$ 256,320</u>	<u>\$ 393,312</u>	<u>\$ 597,610</u>	<u>\$ 659,936</u>	<u>10.43</u>	<u>19.49</u>
<u>PARKS, RECREATION AND LIBRARY SERVICES</u>						
Parks & Rec. Dept.	\$ 74,655	\$ 88,048	\$ 134,354	\$ 175,292	30.47	5.18
Library	20,899	31,848	61,442	83,275	33.76	2.46
SUB-TOTAL: PARKS, RECREATION AND LIBRARY SERVICES	<u>\$ 95,554</u>	<u>\$ 119,896</u>	<u>\$ 195,796</u>	<u>\$ 258,567</u>	<u>32.00</u>	<u>7.64</u>

SCHEDULE 3 - (Page 3 - Cont'd.)
City of Scottsdale, Arizona
COMPARISON OF 1964-65 APPROPRIATIONS WITH PRIOR YEARS' EXPENDITURES
BY FUNCTION, DEPARTMENT AND DIVISION

<u>Department and Division</u>	<u>Actual 1961--62</u>	<u>Expenditures 1962--63</u>	<u>Estimated Expenditures 1963--64</u>	<u>Appropriation 1964--65</u>	<u>% Increase 64-65 App. over 63-64 Est.</u>	<u>% of Total Budget 1964--65</u>
<u>GENERAL GOVERNMENT</u>						
Community Promotion	\$ 6,244	\$ 19,550	\$ 22,003	\$ 30,000	36.35	.89
Debt Service	146,256	202,075	179,099	395,280	120.70	11.67
Contingencies	--	--	--	239,055	--	7.06
SUB-TOTAL: GENERAL GOVT.	<u>\$ 152,500</u>	<u>\$ 221,625</u>	<u>\$ 201,102</u>	<u>\$ 664,335</u>	<u>230.35</u>	<u>19.62</u>
<u>OTHER</u>						
Public Works Reserve	\$ 107,177	\$ --	--	--	--	--
Gasoline Tax	34,341	--	--	--	--	--
Miscellaneous	67,824	182,135	--	--	--	--
SUB-TOTAL: OTHER	<u>\$ 209,342</u>	<u>\$ 182,135</u>	<u> </u>	<u> </u>	<u> </u>	<u> </u>
GRAND TOTAL - ALL FUNDS	<u>\$1,365,735</u>	<u>\$1,989,972</u>	<u>\$2,544,088</u>	<u>\$ 3,386,219</u>	<u>33.14</u>	<u>100.00</u>

Schedule 4
City of Scottsdale, Arizona
SUMMARY OF 1964-65 BUDGET BY FUNCTION, DEPARTMENT, DIVISION AND CHARACTER OF EXPENSE

<u>Department and Division</u>	<u>Personal Services</u>	<u>Contractual Services</u>	<u>Commodities</u>	<u>Capital Outlay</u>	<u>Total</u>
<u>LEGISLATIVE & ADMINISTRATIVE SERVICES</u>					
Mayor and Council	\$ 19,442	\$ 5,771	\$ 650	\$ --	\$ 25,863
City Manager					t
Office of Manager	31,713	8,598	1,265	--	41,576
Personnel	--	900	100	--	100
Sub-Total	\$ 31,713	\$ 9,498	\$ 1,365	\$ --	\$ 42,576
City Clerk					
Office of the Clerk	\$ 11,535	\$ 20,402	\$ 550	\$ 402	\$ 32,889
Elections	--	--	--	--	--
Sub-Total	\$ 11,535	\$ 20,402	\$ 550	\$ 402	\$ 32,889
City Court	\$ 27,297	\$ 2,758	\$ 900	\$ 7,520	\$ 38,475
City Attorney	\$ 28,454	\$ 3,305	\$ 1,035	\$ 1,673	\$ 34,467
City Treasurer	\$ 7,113	\$ 1,057	\$ 110	\$ --	\$ 8,280
Finance Department					
Director's Office	\$ 15,116	\$ 826	\$ 250	\$ 290	\$ 16,482
Accounts Division	25,770	16,345	4,250	1,030	47,395
Purchasing Division	13,071	1,010	4,650	556	19,287
Duplicating Division	--	--	--	--	--
	\$ 53,957	\$ 18,181	\$ 9,150	\$ 1,876	\$ 83,164
Planning & Zoning Dept.	\$ 35,856	\$ 8,463	\$ 950	\$ 365	\$ 45,634
SUB-TOTAL: LEGISLATIVE & ADMINISTRATIVE SERVICES	\$ 215,367	\$ 69,435	\$ 14,710	\$ 11,836	\$ 311,348

Schedule 4 - (Page 2 - Cont'd.)
City of Scottsdale, Arizona

SUMMARY OF 1964-65 BUDGET BY FUNCTION, DEPARTMENT, DIVISION AND CHARACTER OF EXPENSE

<u>Department and Division</u>	<u>Personal Services</u>	<u>Contractual Services</u>	<u>Commodities</u>	<u>Capital Outlay</u>	<u>Total</u>
<u>PUBLIC WORKS</u>					
Director's Office	\$ 22,851	\$ 1,657	\$ 740	\$ 80	\$ 25,328
Engineering Division	62,964	166,650	6,276	176,917	412,807
Street Division	97,084	70,215	132,994	72,068	372,361
Equipment Maint. Div.	--	--	--	30,845	30,845
Bldg. Inspection Div.	73,412	9,452	4,050	4,710	91,624
Refuse Collection Div.	126,330	89,428	17,083	214,196	447,037
Sewer & Pest Control Div.	34,486	41,518	19,270	16,757	112,031
SUB-TOTAL: PUBLIC WORKS	\$ 417,127	\$ 378,920	\$ 180,413	\$ 515,573	\$ 1,492,033
<u>PUBLIC SAFETY</u>					
Police Department	\$ 461,534	\$ 50,342	\$ 46,070	\$ 14,090	\$ 572,036
Fire Protection	--	61,500	--	18,900	80,400
Civil Defense	--	2,500	--	--	2,500
Animal Control	--	5,000	--	--	5,000
SUB-TOTAL: PUBLIC SAFETY	\$ 461,534	\$ 119,342	\$ 46,070	\$ 32,990	\$ 659,936
<u>PARKS, RECREATION AND LIBRARY SERVICES</u>					
Parks & Recreation Dept.	\$ 114,641	\$ 21,020	\$ 14,559	\$ 25,072	\$ 175,292
Library	51,858	8,170	3,705	19,542	83,275
SUB-TOTAL: PARKS, RECREATION AND LIBRARY SERVICES	\$ 166,499	\$ 29,190	\$ 18,264	\$ 44,614	\$ 258,567

Schedule 4 - (Page 3 - Cont'd.)

City of Scottsdale, Arizona

SUMMARY OF 1964-65 BUDGET BY FUNCTION, DEPARTMENT, DIVISION AND CHARACTER OF EXPENSE

<u>Department and Division</u>	<u>Personal Services</u>	<u>Contractual Services</u>	<u>Commodities</u>	<u>Capital Outlay</u>	<u>Total</u>
<u>GENERAL GOVERNMENT</u>					
Community Promotion	\$ --	\$ 30,000	\$ --	\$ --	\$ 30,000
Debt Service	--	--	--	--	395,280
Contingencies	--	--	--	--	239,055
SUB-TOTAL: GENERAL GOVT.	\$ --	\$ 30,000	\$ --	\$ --	\$ 664,335
GRAND TOTAL - ALL FUNDS	<u>\$ 1,260,527</u>	<u>\$ 626,887</u>	<u>\$ 259,457</u>	<u>\$ 605,013</u>	<u>\$ 3,386,219</u>

Schedule 5
City of Scottsdale, Arizona
PROPERTY TAX REVENUE ANALYSIS

	<u>Actual 1960-61</u>	<u>Actual 1961-62</u>	<u>Actual 1962-63</u>	<u>Estimated 1963-64</u>	<u>Budget 1964-65</u>
<u>Property Tax Receipts</u>					
Public Works Reserve Fund	\$ 52,250	\$ --	\$ --	\$ 233,710	\$ 262,288
Debt Service Fund	15,579	396	70,281	103,770	142,868
General Fund	<u>--</u>	<u>72,553</u>	<u>535,344</u>	<u>340,383</u>	<u>374,421</u>
Total: All Funds	<u>\$ 67,829</u>	<u>\$ 72,949</u>	<u>\$ 603,625</u>	<u>\$ 677,863</u>	<u>\$ 779,577</u>
<u>Assessed Valuations</u>					
Real Estate	\$ 1,177,205	\$ 1,403,125	\$ 4,448,430	\$ 5,513,980	\$ 6,393,520
Improvements	10,676,290	13,179,150	41,117,985	47,795,265	55,419,145
Personality	2,329,875	2,994,105	6,188,535	7,868,370	9,123,471
Utilities	<u>947,713</u>	<u>1,267,534</u>	<u>1,995,101</u>	<u>3,648,746</u>	<u>4,230,761</u>
Gross Valuations	\$ 15,131,083	\$ 18,843,914	\$ 53,750,051	\$ 64,826,361	\$ 75,166,897
Less Exemptions	<u>452,930</u>	<u>519,885</u>	<u>1,784,220</u>	<u>1,991,575</u>	<u>2,309,253</u>
Net Total: Taxable Valuations	<u>\$ 14,678,153</u>	<u>\$ 18,324,089</u>	<u>\$ 51,965,831</u>	<u>\$ 62,834,786</u>	<u>\$ 72,857,664</u>
Percentage of Gross Value Exempted	<u>2.99%</u>	<u>2.76%</u>	<u>3.32%</u>	<u>3.07%</u>	<u>3.07%</u>

Schedule 5 - (Page 2 - Cont'd.)
 City of Scottsdale, Arizona
 PROPERTY TAX REVENUE ANALYSIS

	Actual 1960-61	Actual 1961-62	Actual 1962-63	Estimated 1963-64	Budget 1964-65
<u>Tax Rate</u>					
General Fund	\$ --	\$ 0.36	\$ 1.04	\$ 0.54	\$ 0.51
Debt Service Fund	0.11	0.02	0.14	0.16	0.20
Public Works Reserve Fund	<u>0.37</u>	<u>--</u>	<u>--</u>	<u>0.37</u>	<u>0.36</u>
Total: City Tax Rate	<u>\$ 0.48</u>	<u>\$ 0.38</u>	<u>\$ 1.18</u>	<u>\$ 1.07</u>	<u>\$ 1.07</u>
<u>Other Jurisdictions</u>					
State of Arizona	\$ 1.32	\$ 1.44	\$ 1.80	\$ 1.55	\$ 1.35
Maricopa County	.90	1.45	1.45	1.59	1.59
Scottsdale Schools	6.18	6.93	6.63	6.42	6.52
Jr. College District	--	--	--	0.26	0.26
Flood Control District	<u>--</u>	<u>.05</u>	<u>.02</u>	<u>.02</u>	<u>.02</u>
COMBINED TAX RATE: ALL JURISDICTIONS	<u>\$ 8.88</u>	<u>\$ 10.25</u>	<u>\$ 11.08</u>	<u>\$ 10.91</u>	<u>\$ 10.81</u>

Schedule 6
City of Scottsdale, Arizona
ESTIMATED REVENUES - 1964-65 BUDGET

SOURCE	Actual Receipts		Estimated 1963-64	Proposed 1964-65	% of Total Estimated Budget 1964-65
	1961-62	1962-63			
<u>LOCAL TAXES</u>					
Property Tax	\$ 72,949	\$ 605,616	\$ 677,863	\$ 779,577	21.48
Privilege License Tax	421,815	605,745	709,592	780,000	21.49
Light and Power Franchise	22,588	27,452	31,695	33,000	.91
Sub-Total Local Taxes	<u>\$ 517,352</u>	<u>\$ 1,238,813</u>	<u>\$ 1,419,150</u>	<u>\$ 1,592,577</u>	<u>43.88</u>
<u>REVENUE FROM OTHER AGENCIES</u>					
Auto License Tax	\$ 50,882	\$ 95,780	\$ 106,519	\$ 117,360	3.23
State Shared Sales Tax	177,084	365,638	382,936	432,000	11.90
Bank Tax	5,192	4,405	5,147	6,000	.17
Motor Vehicle Fuel Tax	32,402	62,703	163,645	81,340	2.24
Major Streets Fuel Tax	--	--	--	112,800	3.11
Sub-Total Local Taxes	<u>\$ 265,560</u>	<u>\$ 528,526</u>	<u>\$ 658,247</u>	<u>\$ 749,500</u>	<u>20.65</u>
<u>LICENSE FEES</u>					
Liquor License Fees	\$ --	\$ 3,045	\$ 27,486	\$ 20,000	.55
Business License Fees	9,186	15,258	17,219	22,000	.61
Privilege License Fees	--	--	--	--	--
Contractors' License Fees	10,267	13,256 13,522	11,170	11,000	.30
Bicycle License Fees	1,105	245	1,469	1,200	.03
Sub-Total Licenses	<u>\$ 20,558</u>	<u>\$ 32,074</u>	<u>\$ 57,344</u>	<u>\$ 54,200</u>	<u>1.49</u>
<u>CHARGES FOR CURRENT SERVICES</u>					
Building & Related Permits	\$ 61,897	\$ 108,101	\$ 105,254	\$ 121,700	3.35
Sign Permits	508	1,636	1,726	1,800	.05
Plan Check Fees	--	--	--	--	--
Sub-Total Building	<u>\$ 62,405</u>	<u>\$ 109,737</u>	<u>\$ 106,980</u>	<u>\$ 123,500</u>	<u>3.40</u>

Schedule 6 - (Page 2 - Cont'd.)
 City of Scottsdale, Arizona
 ESTIMATED REVENUES - 1964-65 BUDGET

SOURCE	Actual Receipts 1961-62	Actual Receipts 1962-63	Estimated 1963-64	Proposed 1964-65	% of Total Estimated Budget 1964-65
Parks and Recreation Fees					
Swimming Pool					
Recreation					
Sub-Total Parks	\$ 15,808	\$ 20,476	\$ 19,385	\$ 30,500	.84
Miscellaneous Service Charges					
Permits and Other Fees					
Sale of Documents					
Book Rental					
Sub-Total Miscellaneous	\$ 7,528	\$ 10,149	\$ 16,794	\$ 17,000	.47
Total: Service Charges	\$ 85,741	\$ 140,362	\$ 143,159	\$ 171,000	4.71
<u>FINES AND FORFEITURES</u>					
Traffic					
Moving Vehicle	\$ 67,387	\$ 75,343	\$ 104,287	\$ 110,000	3.03
Parking	5,056	4,931	9,954	9,000	.25
Bond Forfeitures					
Sub-Total Traffic	\$ 72,443	\$ 80,274	\$ 114,241	\$ 119,000	3.28
Miscellaneous Court Fines					
Sub-Total Court Fines	\$ 72,443	\$ 80,274	\$ 114,241	\$ 119,000	3.28
Library Fines	\$ 3,113	\$ 4,778	\$ 6,122	\$ 6,300	.17
Sub-Total Fines & Fort.	\$ 75,556	\$ 85,052	\$ 120,363	\$ 125,300	3.45

Schedule 6 - (Page 3 - Cont'd.)
 City of Scottsdale, Arizona
 ESTIMATED REVENUES - 1964-65 BUDGET

SOURCE	Actual Receipts 1961-62	1962-63	Estimated 1963-64	Proposed 1964-65	% of Total Estimated Budget 1964-65
<u>UTILITY SERVICE CHARGES</u>					
Sewer					
Service Charges	\$ 152,272	\$ 198,258	\$ 218,075	\$ 242,000	6.67
Connection Charges	2,219	944	907	2,000	.06
Sub-Total Sewer	<u>\$ 154,491</u>	<u>\$ 199,202</u>	<u>\$ 218,982</u>	<u>\$ 244,000</u>	<u>6.73</u>
Refuse Collection Charges	\$ 189,645	\$ 15,770	\$ 33,360	\$ 24,000	.66
Sub-Total Utility	<u>\$ 344,136</u>	<u>\$ 214,972</u>	<u>\$ 252,342</u>	<u>\$ 268,000</u>	<u>7.39</u>
<u>USE OF MONEY AND PROPERTY</u>					
Interest on Investments	\$ --	\$ 16,556	\$ 35,622	\$ 21,000	.58
Rental of Property Concessions	-----	-----	-----	-----	-----
Sub-Total Use of Money and Property	<u>\$ --</u>	<u>\$ 16,556</u>	<u>\$ 35,622</u>	<u>\$ 21,000</u>	<u>.58</u>
<u>NON-REVENUE RECEIPTS</u>					
Improvement District Incidentals	\$ --	--	\$ 35,855	\$ 98,249	2.71
Insurance Recoveries					
Reimbursement for Loss or Damage					
Recovery of Prior Year's Expense					
Donations					
Sub-Total Non-Revenue Receipts	<u>\$ --</u>	<u>\$ --</u>	<u>\$ 35,855</u>	<u>\$ 98,249</u>	<u>2.71</u>
GRAND TOTAL - ALL RECEIPTS	\$ 1,308,903	\$ 2,256,355	\$ 2,722,082	\$ 3,079,826	84.86
AVAILABLE FROM PREVIOUS YEARS	<u>77,702</u>	<u>75,688</u>	<u>288,317</u>	<u>549,542</u>	<u>15.14</u>
SUB-TOTAL ALL RESOURCES	<u>\$ 1,386,605</u>	<u>\$ 2,322,043</u>	<u>\$ 3,010,399</u>	<u>\$ 3,629,368</u>	<u>100.00</u>

Division of the Tax Dollar

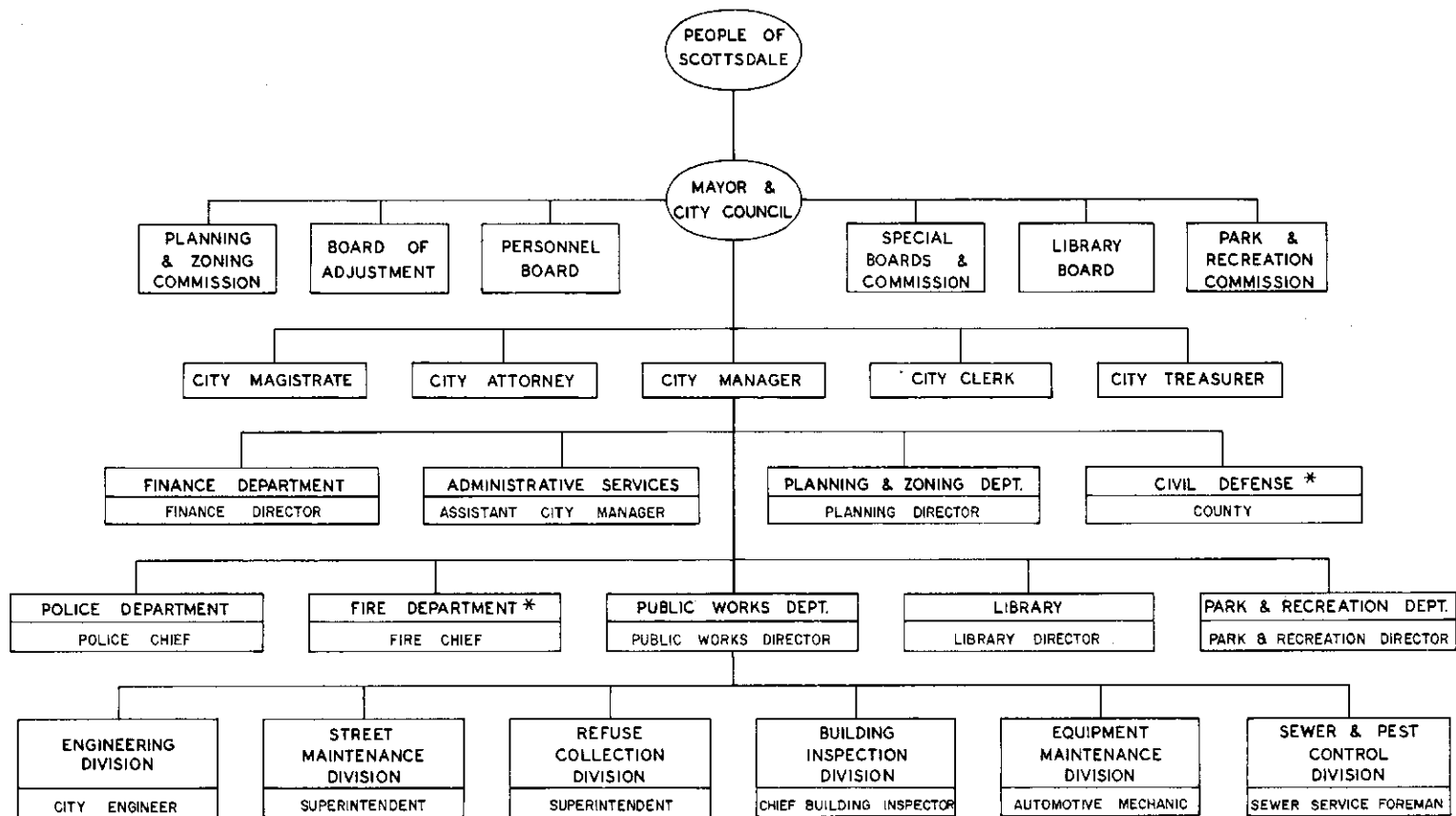


State of Arizona
12.6%

City of Scottsdale
9.9%

Schools & Junior College
62.5%

Maricopa County
15.0%



* CONTRACTUAL ARRANGEMENTS

PART III

1964-65 ANNUAL BUDGET, DETAIL OF ESTIMATES

SECTION I

LEGISLATIVE AND ADMINISTRATIVE SERVICES

Function: Formulation of municipal policy through appropriate legislative action, the recordation, execution and enforcement of such policy through administrative direction and the planned management of government finances, personnel and facilities, all within the legal framework of policy so established.




C. W. "Bill" CLAYTON
Mayor

YOUR REPRESENTATIVES

MAYOR AND...

Politics is the practical exercise of the art of self-government and somebody must attend to it if we are to have self-government.... The principal ground for reproach against any American citizen should be that he is not a politician.

Elihu Root



G. HERB CAYWOOD
Councilman



LEONARD D. JOHNSON
Councilman



JOSEPH C. MEIER
Councilman



ARCHITECTS OF CITY POLICY

The Council of the City of Scottsdale is the governing body of your City. Together, the Mayor and six councilmen, all elected from the City at large, devote many hours to the study of plans and research for the coordinated growth and progress of the City.

In their effort to make the Scottsdale way of life increasingly better -- they enact ordinances, resolutions and hundreds of other policy actions.

They adopt the City's Annual Budget as reflected in this document, and levy taxes to finance the work program.

They appoint public officials responsible for getting the job done -- the City Manager, the City Attorney, the City Magistrate, the City Clerk and the City Treasurer.

They make appointments to the several advisory boards and commissions.


They meet regularly on the first and third Tuesday of each month to hear the wishes of their constituents, to study the City's needs, to inquire of the facts and factors surrounding a problem, and then to decide ---

In a word, they are the architects of City policy.

CITY COUNCIL



*JOHN L. SENINI, JR.
Councilman*



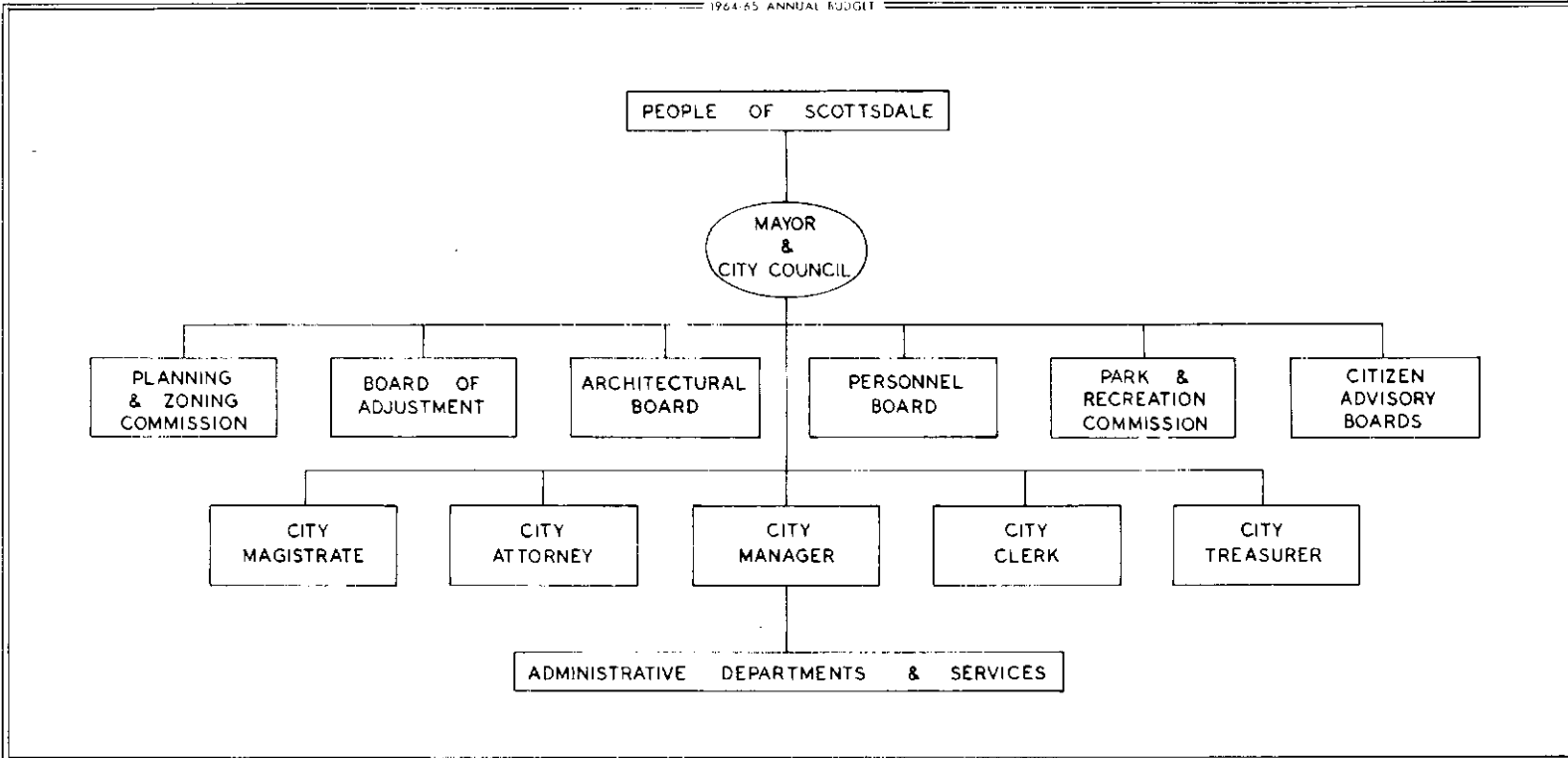
*B. L. TIMS, O.D.
Councilman*



*R. M. AUXIER
Councilman*



*JOHN WOUDEBERG,
Mayor
Resigned September 28,
1964*



SUMMARY

FUNCTION	DEPARTMENT	FUND	ACCOUNT NUMBER		
Legislative & Administrative	Mayor and Council	General	11-01-01-01		
CLASSIFICATION	ACTUAL EXPENDITURES		ESTIMATED	REQUESTED	ALLOWED
	1961-62	1962-63	1963-64	1964-65	1964-65
PERSONAL SERVICES	--	738	8,949	19,442	19,442
CONTRACTUAL SERVICES	2,133	5,200	7,508	5,499	5,771
COMMODITIES	284	205	784	650	650
CAPITAL OUTLAYS	53	175	4,818	2,850	--
MISCELLANEOUS	2,881	2,353	--	--	--
TOTAL	5,351	8,671	22,059	28,441	25,863

CITY OF SCOTTSDALE, ARIZONA

PERSONAL SERVICES

FUNCTION		DEPARTMENT			FUND		ACCOUNT NUMBER	
Legislative & Administrative		Mayor and Council			General		11-01-01-01	
POSITION TITLE	NUMBER OF PERSONNEL				SALARY RANGE MIN - MAX	ESTIMATED 1963-64 EXPENDITURES	FINAL 1964-65 ALLOWANCE	
	1963-64	REQUEST	ALLOWED	NO				
Mayor	1	1	1	-	\$400 month	\$2,100	\$4,800	
Councilman	6	6	6	-	200 month	6,300	14,400	
Total positions	7	7	7					
TOTAL SALARIES AND WAGES						\$8,400	\$19,200	
STATE RETIREMENT								
SOCIAL SECURITY								
INDUSTRIAL INSURANCE						549	242	
HEALTH, MEDICAL, OTHER								
SUB-TOTAL BENEFITS						549	242	
TOTAL PERSONAL SERVICES						\$8,949	\$19,442	

Ordinance 197 - Updating City Electrical Code

Ordinance 203 - Updating City Building Code

Ordinance 205A - Levying \$1.07 Tax Rate

Ordinance 206 - Annexing Thomas Rd. area to city

Ordinance 207 - Regulating use of Sewers

Ordinance 209 - Establishing High Rise District

Resolution 330 - Ordering work on Ball Park Plaza Improvement Aides

Resolution 334 - Adopting 1964-65 Annual Budget

Resolution 337 - Providing for the Insurance of \$7,500.00 Sewer Revenue Bonds and Sale of Series 1964 Bonds in Principal Amounts of \$1,750,000

Resolution 345 - Ordering work on Thomas Road Improvement District

RECENT HIGHLIGHTS



THE CITY MANAGER




RICHARD MALCOLM
City Manager

Richard Malcolm is Scottsdale's new City Manager, having succeeded Kenneth Williams on June 15, 1964. Malcolm obtained a B.A. degree with distinction in Government from Pomona College and a Master's degree in Public Administration from Wayne University.

He has brought with him a record of sixteen years' experience in governmental research and administration, including seven years as City Manager of Claremont, California and over five years as Assistant in Riverside and San Bernardino. He has also served as Executive Secretary to the Committee of Mayors of the Cities of Los Angeles County for the past seven years. He has taken an active role in Chamber of Commerce work in Los Angeles and Claremont and in Rotary.

He is married and the father of three daughters and a son.



THOMAS L. COCHRAN
Asst. City Manager

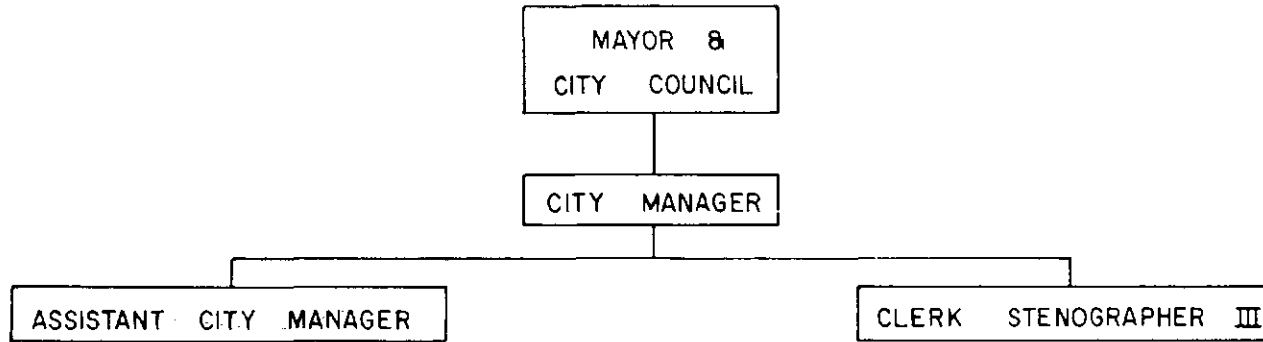
Thomas L. Cochran, as Scottsdale's Assistant City Manager, represents "the other eyes, ears and legs" of the City Manager. He obtained his B.A. degree in Economics, English and History from Ohio Wesleyan University and M.P.A. degree in City Management from Cornell University. He boasts four years of experience in governmental administration, research and finance. He is a member of the International City Managers' Association. He is married and the father of a son and daughter.

SERVANTS OF POLICY

Government in Scottsdale is a matter of teamwork. Once policy has been established, it becomes the responsibility of the City Manager, through the several Administrative Departments, to get the job done --- to direct and coordinate the day-to-day activities of the City ---to enforce the law---to provide the necessary services---to plan, organize and staff the program -- and to find better ways to do things at lower cost. Working closely with the City Manager and the City's two hundred employees in the execution of policy are the City Clerk who records that policy, the City Attorney who often interprets it and the City Treasurer who underwrites it.

The opportunity for lasting accomplishment is the noblest assignment within the power of the people.

OFFICE OF CITY MANAGER



SUMMARY

FUNCTION	DEPARTMENT	FUND	ACCOUNT NUMBER		
Legislative & Administrative	Office of City Manager	General	11-02-02-03		
CLASSIFICATION	ACTUAL EXPENDITURES		ESTIMATED	REQUESTED	ALLOWED
	1961-62	1962-63	1963-64	1964-65	1964-65
PERSONAL SERVICES	21,733	22,030	23,721	37,609	31,713
CONTRACTUAL SERVICES	490	5	7,336	11,638	9,498
COMMODITIES	3,732	3,921	1,209	1,915	1,365
CAPITAL OUTLAYS	1,778	688	4,865	310	0
MISCELLANEOUS	2,662	--	--	--	--
GROSS TOTAL			37,131	51,472	42,576
LESS WORK ORDER CREDITS			2,103	2,861	
TOTAL	30,355	26,644	35,028	48,611	42,576

CITY OF SCOTTSDALE ARIZONA

SUMMARY

FUNCTION		DEPARTMENT		ACTIVITY		FUND		ACCOUNT NUMBER	
Legislative & Administrative		City Manager		Executive		General		11-02-02-03	
CLASSIFICATION	ACTUAL EXPENDITURES		ESTIMATED	REQUESTED	ALLOWED				
	1961-62	1962-63	1963-64	1964-65	1964-65				
PERSONAL SERVICES	\$21,733	22,030	23,721	37,609	31,713				
CONTRACTUAL SERVICES	490	5	7,336	9,288	8,598				
COMMODITIES	3,732	3,921	1,209	1,265	1,265				
CAPITAL OUTLAYS	1,778	688	4,865	310	--				
MISCELLANEOUS	--	--	--	--	--				
Sub-Total	--	--	37,131	48,472	--				
Less: Work Order Credits	--	--	2,103	2,861	--				
TOTAL	\$30,355	26,644	35,028	45,611	41,576				

PERSONAL SERVICES

POSITION TITLE	NUMBER OF PERSONNEL			SALARY RANGE		ESTIMATED 1963-64 EXPENDITURES	FINAL 1964-65 ALLOWANCE
	1963-64	REQUEST	ALLOWED	NO	MIN - MAX		
City Manager	1	1	1	-	\$1,542 mo.		\$15,419
Assistant City Manager	1	1	1	29	660-796 mo.		9,120
Administrative Intern	0	1	0	19	420-500 mo.		--
Clerk-Stenographer III	1	1	1	17	380-460 mo.		4,680
Total Positions	3	4	3				
TOTAL SALARIES AND WAGES						\$21,701	\$29,219
STATE RETIREMENT						721	1,035
SOCIAL SECURITY						498	520
INDUSTRIAL INSURANCE						340	376
HEALTH, MEDICAL, OTHER						461	563
SUB-TOTAL BENEFITS						2,020	2,494
TOTAL PERSONAL SERVICES						\$23,721	\$31,713

SUMMARY

FUNCTION	DEPARTMENT	ACTIVITY	FUND	ACCOUNT NUMBER	
Legislative & Administrative	City Manager	Personnel	General	11-02-02-04	
CLASSIFICATION	ACTUAL EXPENDITURES		ESTIMATED	REQUESTED	ALLOWED
	1961-62	1962-63	1963-64	1964-65	1964-65
PERSONAL SERVICES	--	--	--	--	--
CONTRACTUAL SERVICES	--	--	--	2,350	900
COMMODITIES	--	--	--	650	100
CAPITAL OUTLAYS	--	--	--	--	--
MISCELLANEOUS	--	--	--	--	--
TOTAL				3,000	1,000

DETAIL

Empty area for detailed budget breakdown					
--	--	--	--	--	--



FERN ANDERSON
City Clerk

Born in Forsythe, Montana

Attended North Idaho Junior College, Associate of Arts Degree in History and Literature, with honors

Five years' secretarial and clerical experience

Married, one son

PROFESSIONAL AFFILIATIONS

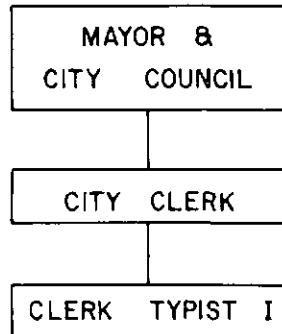
International Institute of Municipal Clerks
Arizona City Clerks' Association

THE CITY CLERK

Answering questions is but one of the many duties of the City Clerk who with City records dating back to the incorporation of the City is well-qualified to do so. The Clerk keeps the minutes of all meetings of the City Council and all other records of official City business.

This office is the depository for all City Ordinances and the headquarters for City elections. Advertising and the opening of bids for public work and equipment is done by the City Clerk for the City Manager. This office also is the custodian of the City Seal and offers a variety of services to the public, such as administering oaths, registering voters, and making certified copies of official documents.

OFFICE OF CITY CLERK



SUMMARY

FUNCTION	DEPARTMENT	FUND	ACCOUNT NUMBER		
Legislative & Administrative	Office of City Clerk	General	11-03-03-06		
CLASSIFICATION	ACTUAL EXPENDITURES		ESTIMATED	REQUESTED	ALLOWED
	1961-62	1962-63	1963-64	1964-65	1964-65
PERSONAL SERVICES	17,450	13,344	12,781	12,208	11,535
CONTRACTUAL SERVICES	5,746	--	10,952	22,116	20,402
COMMODITIES	2,350	1,208	674	875	550
CAPITAL OUTLAYS	923	603	463	402	402
MISCELLANEOUS	181	--	--	--	--
TOTAL	26,650	15,155	24,870	35,601	32,889

CITY OF SCOTTSDALE, ARIZONA

SUMMARY

FUNCTION	DEPARTMENT	ACTIVITY	FUND	ACCOUNT NUMBER	
Legislative & Administrative	City Clerk	Clerical	General	11-03-06	
CLASSIFICATION	ACTUAL EXPENDITURES		ESTIMATED	REQUESTED	ALLOWED
	1961-62	1962-63	1963-64	1964-65	1964-65
PERSONAL SERVICES	\$15,806	13,344	10,476	11,651	11,535
CONTRACTUAL SERVICES	294	--	6,917	20,451	20,402
COMMODITIES	1,482	1,208	500	800	550
CAPITAL OUTLAYS	181	603	463	402	402
MISCELLANEOUS	923	--	--	--	--
TOTAL	18,686	15,155	18,356	33,304	32,889

PERSONAL SERVICES

POSITION TITLE	NUMBER OF PERSONNEL			SALARY RANGE		ESTIMATED 1963-64 EXPENDITURES	FINAL 1964-65 ALLOWANCE
	1963-64	REQUEST	ALLOWED	NO	MIN - MAX		
City Clerk	1	1	1	23	\$500-600 mo.		\$6,600
Clerk-Stenographer II	1	0	0	14	330-400 mo.		--
Clerk Typist I	.5	.5	.5	9	264-316 mo.		3,792
Total Positions	2.5	1.5	1.5				
					TOTAL SALARIES AND WAGES	\$9,539	\$10,392
					STATE RETIREMENT	302	369
					SOCIAL SECURITY	342	382
					INDUSTRIAL INSURANCE	162	188
					HEALTH / MEDICAL / OTHER	131	204
					SUB TOTAL BENEFITS	936	1,143
						\$10,476	\$11,535

CAPITAL OUTLAYS

File, 4 Drawer, Legal	\$352
Books	<u>50</u>
Total	<u>\$402</u>

SUMMARY

FUNCTION Legislative & Administrative		DEPARTMENT City Clerk		ACTIVITY Elections		FUND General		ACCOUNT NUMBER 11-03-03-07	
CLASSIFICATION	ACTUAL EXPENDITURES		ESTIMATED	REQUESTED	ALLOWED				
	1961-62	1962-63	1963-64	1964-65	1964-65				
PERSONAL SERVICES	1,644	--	2,305	557	--				
CONTRACTUAL SERVICES	5,452	--	4,035	1,665	--				
COMMODITIES	868	--	174	75	--				
CAPITAL OUTLAYS	--	--	--	--	--				
MISCELLANEOUS	--	--	--	--	--				
TOTAL	7,964	--	6,514	2,297	--				

DETAIL



THOMAS FELKE
City Magistrate

Born in Chicago, Illinois

Obtained an A.B. degree in Political Science and Law from the University of Illinois and an L.L.B. degree from St. Louis University

Seven years' experience in law

Married, two sons and a daughter

PROFESSIONAL AFFILIATIONS

Licensed to practice law in Arizona, Missouri and the U.S. Federal District Court

THE CITY COURT

The City Court is charged with the administration of justice in the enforcement of City Ordinances and local and state traffic regulations. By Charter, The City Magistrate must be a member of the State Bar of Arizona. During the 1963-64 fiscal year, the City Court considered approximately 564 trial cases, and this number is expected to increase in the coming fiscal year. Many of these trials involve a full day or more in Court with a jury present to hear the testimony and render a verdict.

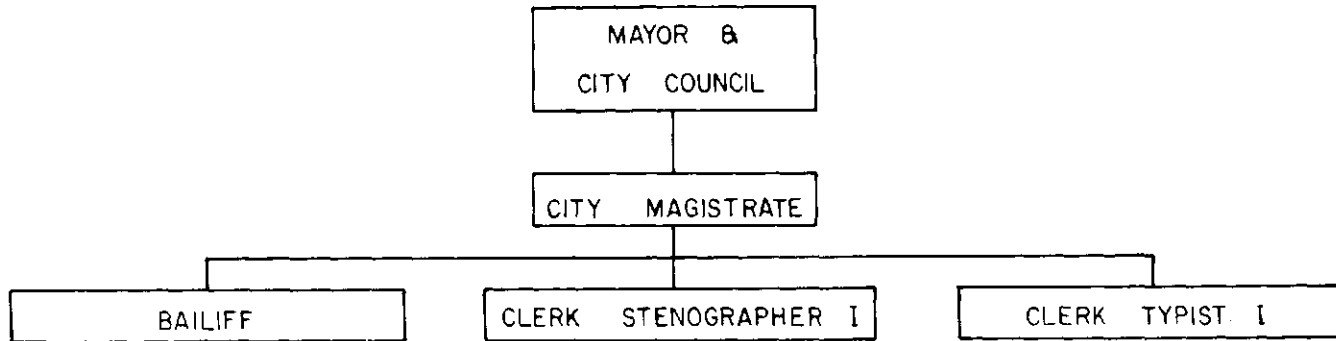
One judicial innovation accomplished during 1963-64 was the formation of a "Teen Age Jury" to judge and impose punishment on their peers who were apprehended for traffic violations by Police. During the course of the Teen Age Jury activities, an average of 56 cases were heard each month. All cases were handled by the Teen Age Jury with the City Magistrate acting as Juvenile Referee.

Court cases are expected to increase during the coming fiscal year with continued active enforcement of City Ordinances and Traffic Laws.

Judges ought to be more learned than witty, more reverent than plausible, and more advised than confident. Above all things, integrity is their portion and proper virtue.

Francis Bacon

CITY COURT



SUMMARY

FUNCTION	DEPARTMENT	FUND	ACCOUNT NUMBER		
Legislative & Administrative	City Court	General	11-04-04-11		
CLASSIFICATION	ACTUAL EXPENDITURES		EST. MATED	REQUESTED	ALLOWED
	1961-62	1962-63	1963-64	1964-65	1964-65
PERSONAL SERVICES	8,577	14,880	23,073	27,297	27,297
CONTRACTUAL SERVICES	137	1,684	4,213	2,758	2,758
COMMODITIES	2,155	812	674	900	900
CAPITAL OUTLAYS	754	36	794	7,520	7,520
MISCELLANEOUS	10	--	--	--	--
TOTAL	11,633	17,412	28,754	38,475	38,475


CITY OF SCOTTSDALE, ARIZONA

PERSONAL SERVICES

FUNCTION		DEPARTMENT			FUND		ACCOUNT NUMBER	
Legislative & Administrative		City Court			General		11-04-04-11	
POSITION TITLE	NUMBER OF PERSONNEL			SALARY RANGE		ESTIMATED 1963-64	FINAL 1964-65	
	1963-64	REQUEST	ALLOWED	NO	MIN - MAX	EXPENDITURES	ALLOWANCE	
City Magistrate	1	1	1	-	\$ 850 mo.		\$10,200	
Bailiff	.5	.5	.5	18	400-480 mo.		2,860	
Clerk-Stenographer I	1	1	1	11	288-346 mo.		3,806	
Clerk-Typist II	1	1	1	11	288-346 mo.		4,152	
Total positions	3.5	3.5	3.5					
Jury Fees						\$4,292	4,224	
TOTAL SALARIES AND WAGES						\$21,520	\$25,242	
STATE RETIREMENT						447	736	
SOCIAL SECURITY						624	762	
INDUSTRIAL INSURANCE						312	265	
HEALTH / MEDICAL / OTHER						170	292	
SUB TOTAL BENEFITS						1,553	2,055	
TOTAL PERSONAL SERVICES						\$23,073	\$27,297	

CAPITAL OUTLAYS

FUNCTION	DEPARTMENT	FUND	ACCOUNT NUMBER																								
Legislative & Administrative	City Court	General	11-04-04-11																								
<table> <tr> <td data-bbox="674 576 1102 609">Desk, Single Pedestal</td> <td data-bbox="1102 576 1224 609">\$ 120</td> <td colspan="2"></td> </tr> <tr> <td data-bbox="674 609 1102 641">Desk, Executive</td> <td data-bbox="1102 609 1224 641">200</td> <td colspan="2"></td> </tr> <tr> <td data-bbox="674 641 1102 673">Chair, Side, With Arms</td> <td data-bbox="1102 641 1224 673">80</td> <td colspan="2"></td> </tr> <tr> <td data-bbox="674 673 1102 706">Repaint Court Room</td> <td data-bbox="1102 673 1224 706">120</td> <td colspan="2"></td> </tr> <tr> <td data-bbox="674 706 1102 738">Building Addition</td> <td data-bbox="1102 706 1224 738"><u>7,000</u></td> <td colspan="2"></td> </tr> <tr> <td data-bbox="766 763 1102 795">Total Capital</td> <td data-bbox="1102 763 1224 795"><u>\$7,520</u></td> <td colspan="2"></td> </tr> </table>				Desk, Single Pedestal	\$ 120			Desk, Executive	200			Chair, Side, With Arms	80			Repaint Court Room	120			Building Addition	<u>7,000</u>			Total Capital	<u>\$7,520</u>		
Desk, Single Pedestal	\$ 120																										
Desk, Executive	200																										
Chair, Side, With Arms	80																										
Repaint Court Room	120																										
Building Addition	<u>7,000</u>																										
Total Capital	<u>\$7,520</u>																										



OSMOND BURTON Jr.
City Attorney

Born 1934 in Tucson, Arizona
Obtained an L.L.B. degree from
the University of Arizona Col-
lege of Law


Four years' experience in civil
and municipal law

Married, one daughter and one
son

PROFESSIONAL AFFILI-
ATIONS

State Bar of Arizona
Vice President, Scottsdale Bar
Association
National Institute of Municipal
Law Officers
Arizona City Attorneys' Asso-
ciation

THE CITY ATTORNEY



C. LOUIS CROWDER
Assistant City Attorney

Born 1939 in Missoula, Mon-
tana

B.A. degree in Business Ad-
ministration and an L.L.B. de-
gree from the University of
Arizona College of Law.

Legal internship, one year

PROFESSIONAL AFFILI-
ATIONS

Phi Delta Phi
National Legal Fraternity
State Bar of Arizona
President, Student Bar, Uni-
versity of Arizona
U. S. Senate Intern and Staff
Club Member

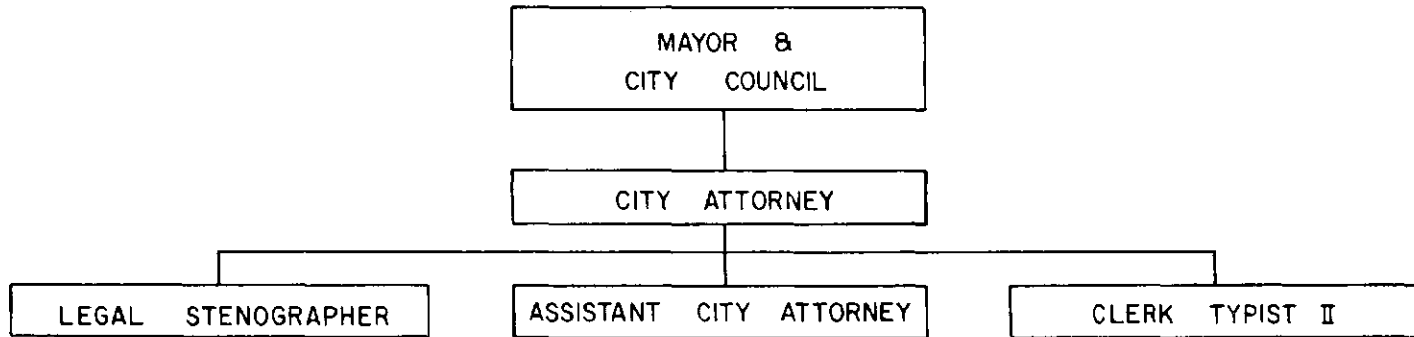
Safeguarding the legal rights
of the City government, the
Office of the City Attorney is
responsible for advising City
Officials on matters of law
and legal procedure, for pre-
paring ordinances, resolutions
and contracts and prosecuting
violations of municipal ordi-
nances. The City Attorney at-
tends all Council meetings and
provides legal services for the
City Planning Commission, the
Board of Adjustment and other
City departments and agencies.

In addition, this office repre-
sents the opinion of the City
government in all hearings be-
fore State and Federal Agencies
and Boards and defends the
City's interest in matters of
litigation.

Where law ends, tyranny begins.

William Pitt

OFFICE OF CITY ATTORNEY



SUMMARY

FUNCTION	DEPARTMENT	FUND	ACCOUNT NUMBER		
Legislative & Administrative	Office of City Attorney	General	11-05-05-14		
CLASSIFICATION	ACTUAL EXPENDITURES		ESTIMATED	REQUESTED	ALLOWED
	1961-62	1962-63	1963-64	1964-65	1964-65
PERSONAL SERVICES	4,050	15,332	23,510	38,498	31,171
CONTRACTUAL SERVICES	8,626	26,725	9,270	4,605	3,305
COMMODITIES	379	2,614	589	2,750	1,035
CAPITAL OUTLAYS	456	2,915	6,234	3,448	1,673
MISCELLANEOUS	1,008	--	--	--	--
SUB-TOTAL					37,184
LESS WORK ORDER CREDITS					2,717
TOTAL	14,519	47,586	39,603	49,341	34,467

CITY OF SCOTTSDALE, ARIZONA

1964-65 ANNUAL BUDGET

PERSONAL SERVICES

FUNCTION		DEPARTMENT			FUND		ACCOUNT NUMBER	
Legislative & Administrative		City Attorney			General		11-05-05-14	
POSITION TITLE	NUMBER OF PERSONNEL			NO	SALARY RANGE MIN - MAX	ESTIMATED 1963 64 EXPENDITURES	FINAL 1964 65 ALLOWANCE	
	1963-64	REQUEST	ALLOWED					
City Attorney	1	1	1	-	\$ 1,106 mo.		\$13,272	
Assistant City Attorney II	1	1	0	27	600-726 mo.		--	
Assistant City Attorney I	0	1	1	23	500-600 mo.		6,800	
Legal Stenographer	1	1	1	17	380-460 mo.		5,203	
Clerk-Typist I	0	1	1	9	264-316 mo.		<u>3,528</u>	
Total Positions	3	5	4			Sub-Total	\$28,803	
Less Work Order Credits						921	2,717	
TOTAL SALARIES AND WAGES						\$21,595	\$26,086	
STATE RETIREMENT						784	1,007	
SOCIAL SECURITY						604	644	
INDUSTRIAL INSURANCE						346	363	
HEALTH / MEDICAL / OTHER						181	354	
SUB TOTAL BENEFITS						1,915	2,368	
TOTAL PERSONAL SERVICES						\$23,510	\$28,454	

CITY OF SCOTTSDALE, ARIZONA

CAPITAL OUTLAYS

FUNCTION	DEPARTMENT	FUND	ACCOUNT NUMBER
Legislative & Administrative	City Attorney	General	11-05-05-14
Law Books \$ 600			
Dictation Equipment 415			
Typewriter, Electric 428			
Desk, Stenographer 175			
Chair, Stenographer <u>55</u>			
Total <u>\$1,673</u>			

THE CITY TREASURER



AGNES LICKLIDER
City Treasurer

Born in St. Louis, Missouri

B.A. degree and L.L.B. degree from Washington U.
and M.A. degree from the University of Chicago.

A son and a daughter

PROFESSIONAL AFFILIATIONS

American Institute of Certified Public Accountants
Arizona Society of Certified Public Accountants

❦

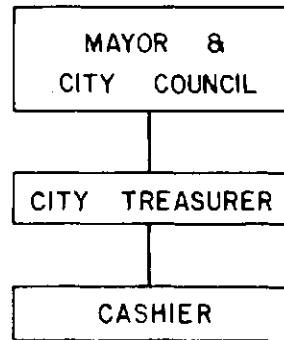
The City Treasurer is the official custodian and banker of all City funds. In addition, this office provides collection services for license fees, assessments, sewer rentals, refuse service charges and other payments to the City; it redeems all City warrants, handles all securities and other collateral belonging to the City and administers the City's investment program.

❦

Trust in God does not supersede
the employment of prudent names.

Pasquier Quesnel

OFFICE OF CITY TREASURER



SUMMARY

FUNCTION	DEPARTMENT	FUND	ACCOUNT NUMBER		
Legislative & Administrative	Office of City Treasurer	General	11-07-14-22		
CLASSIFICATION	ACTUAL EXPENDITURES		ESTIMATED	REQUESTED	ALLOWED
	1961-62	1962-63	1963-64	1964-65	1964-65
PERSONAL SERVICES	Combined with City		6,764	7,185	7,113
CONTRACTUAL SERVICES	Clerk and Finance		1,457	1,057	1,057
COMMODITIES	Department during		301	110	110
CAPITAL OUTLAYS	these years. Accurate		422	350	--
MISCELLANEOUS	breakdown not avail- able.		--	--	--
TOTAL			8,944	8,702	8,280

PERSONAL SERVICES


FUNCTION		DEPARTMENT			FUND		ACCOUNT NUMBER	
Legislative & Administrative		City Treasurer			General		11-07-14-22	
POSITION TITLE	NUMBER OF PERSONNEL			NO	SALARY RANGE MIN - MAX	ESTIMATED 1963-64 EXPENDITURES	FINAL 1964-65 ALLOWANCE	
	1963-64	REQUEST	ALLOWED					
City Treasurer	.25	.25	.25	-	\$ 200 mo.	\$2,400	\$2,400	
Cashier	1	1	1	11	288-346 mo.	3,827	4,084	
TOTAL SALARIES AND WAGES						\$6,227	\$6,484	
STATE RETIREMENT						138	227	
SOCIAL SECURITY						226	236	
INDUSTRIAL INSURANCE						127	82	
HEALTH / MEDICAL / OTHER						46	84	
SUB TOTAL BENEFITS						537	629	
TOTAL PERSONAL SERVICES						\$6,764	\$7,113	

FISCAL SERVICES

Rising tax bills for the average Scottsdale property owner make it difficult to believe that for the past two years there has been no tax rate increase for City operations while local services have been greatly expanded. The answer is that certain taxes, not under control of the City, have been increased.

As the chief financial advisor to the City Manager, the Finance Director is largely responsible for seeing to it that the City operates within its resources through (1) sound fiscal planning and administration; (2) assistance in the preparation and control of the annual budget; and (3) the proper accountability of municipal funds.

In performing these responsibilities, the Finance Director retains at his disposal the services of three divisions; (1) The Accounting Division; (2) the Purchasing and Stores Division; and (3) the Data Processing Division.



FISCAL SERVICES



VIC SNYDER
ACCOUNTANT

DIVISION OF ACCOUNTS

The Division of Accounts records all financial transactions of the City. This Division is also

responsible for enforcement of the business and privilege license tax ordinances in addition to other miscellaneous duties. The City's books are audited annually by an independent firm of Certified Public Accountants.

DID YOU KNOW THAT
In 1963-64 over 4,100 claims for payment were processed??



JOHN ARMSTRONG
BUYER

DIVISION OF PURCHASING

It is the job of the Purchasing Division to obtain supplies, materials and equipment required by the various City Departments and divisions at the lowest possible cost. When approved, requisitions are processed, specifications written, and purchase orders issued within the policy framework established by the City Charter and the City Council. In addition, the Purchasing Department is responsible for a small central store which permits all purchase of items which are easily stored.



MARILYN AUSTIN
ACCOUNTANT

DIVISION OF DATA PROCESSING

This division was established during the current fiscal year and uses punch card equipment to perform more work formerly done by hand. Quarterly sewer billing and internal financial reports have been processed by this Division for some time. Payroll and all City checks have recently been converted to this process. It is expected that other applications such as police statistics will be activated with the help of this Division.

DID YOU KNOW THAT
Almost 260,000 punched cards were processed in 1963-64.

GENERAL ACTIVITIES . . . (1963-64)

Pieces of Mail Received	138,800
Sewer Bills Processed	51,459
Billing Changes	1,706
New Business Licenses	426
Checks written	3,483
Phone Calls Received	117,000



DONALD M. VAN DYKE
Finance Director

Born in 1932 in Raton, New Mexico

Attended New Mexico State University and Hiram College; obtained B.A. with Distinction in Political Science and Master's Degree in Public Administration from Arizona State University.

Six years' experience in governmental administration, research and finance.

Married, two sons.

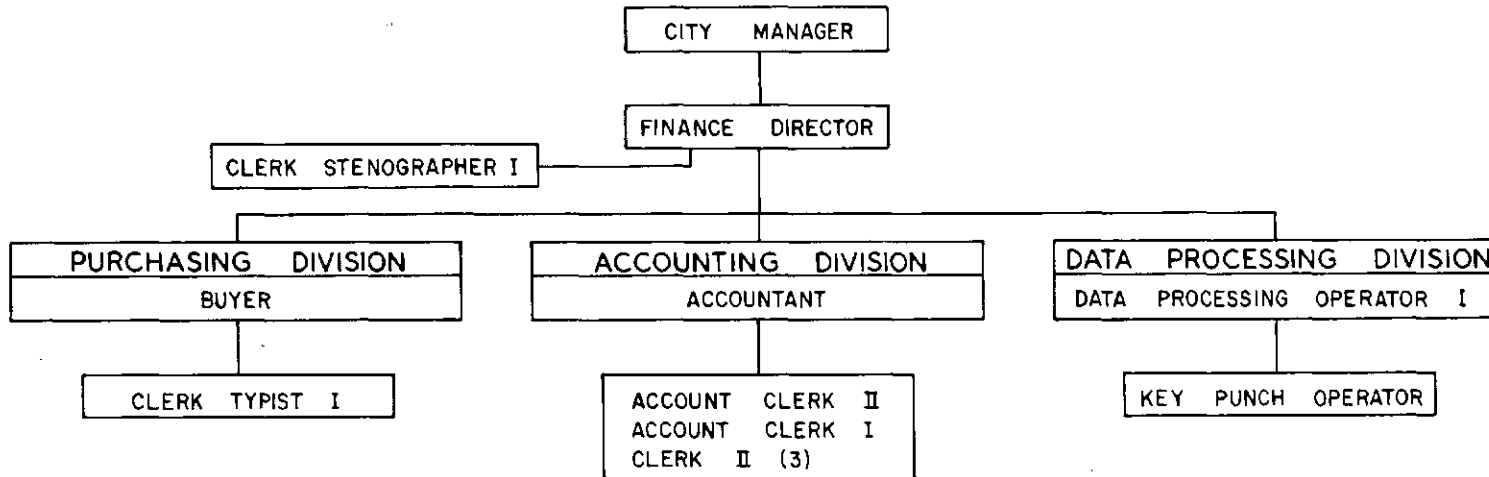
Professional Affiliations

Municipal Finance Officers' Association

Member, Joint Committee in Municipal Accounting for the League of Arizona Cities and Towns.

DID YOU KNOW THAT
2,184 Requisitions were processed last year.

FINANCE DEPARTMENT

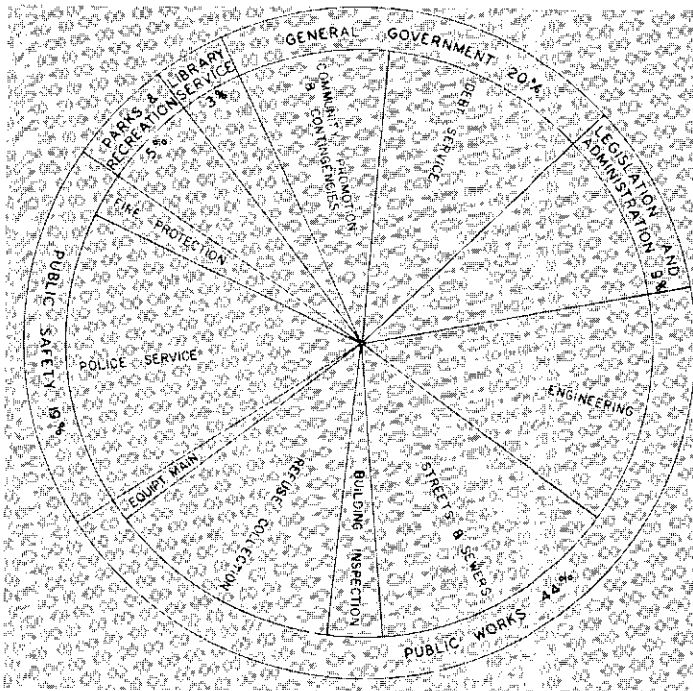


SUMMARY

FUNCTION	DEPARTMENT	FUND	ACCOUNT NUMBER		
Legislative & Administrative	Finance Department	General	Summary		
CLASSIFICATION	ACTUAL EXPENDITURES		ESTIMATED	REQUESTED	ALLOWED
	1961-62	1962-63	1963-64	1964-65	1964-65
PERSONAL SERVICES	\$11,526	\$40,794	\$62,410	\$87,359	\$67,242
CONTRACTUAL SERVICES	--	7,112	26,108	32,374	29,691
COMMODITIES	2,462	3,720	11,563	19,650	9,150
CAPITAL OUTLAYS	105	2,728	1,366	13,315	1,876
MISCELLANEOUS	1,563	--	--	--	--
SUB-TOTAL			101,447	152,689	107,959
LESS WORK ORDER CREDITS			11,501	29,503	24,795
TOTAL	\$15,656	\$54,354	\$89,946	\$123,186	\$83,164

CITY OF SCOTTSDALE, ARIZONA

BUDGET DOLLAR

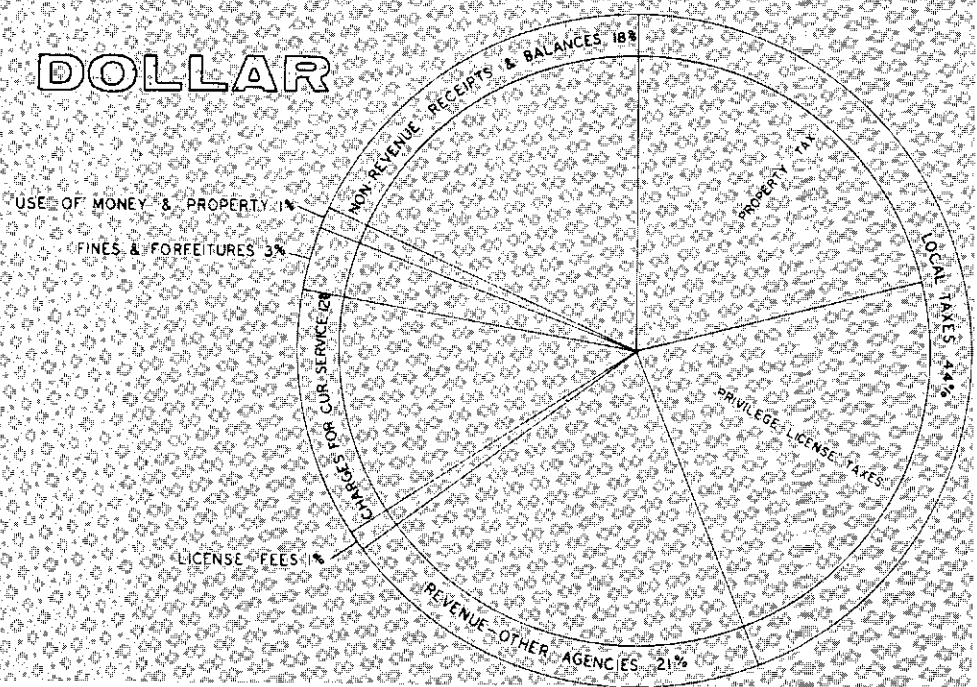


Estimated 1963-64
\$ 276,227
1,273,353
597,610
195,796
201,102
<u>\$ 2,544,088</u>

	Proposed 1964-65
Legislative and Administrative Services	\$ 311,348
Public Works	1,492,033
Public Safety	659,936
Parks, Recreation and Library Services	258,567
General Government	664,335
TOTALS	<u>\$3,386,219</u>

REVENUE DOLLAR

Estimated 1963-64		Proposed 1964-65
\$ 1,419,150	Local Taxes	\$ 1,592,577
658,247	Revenue - Other Agencies	749,500
57,344	License Fees	54,200
395,501	Charges for Current Services	439,000
120,363	Fines and Forfeitures	125,300
35,622	Use of Money and Property	21,000
35,855	Non-Revenue Receipts and Balances	98,249
<u>\$ 2,722,082</u>	GRAND TOTAL - ALL RECEIPTS	<u>\$ 3,079,826</u>
288,317	Available from Previous Years	549,542
<u>\$ 3,010,399</u>		<u>\$ 3,629,368</u>



SUMMARY

FUNCTION	DEPARTMENT	ACTIVITY	FUND	ACCOUNT NUMBER	
Legislative & Administrative	Finance	Director's Off	General	11-08-15-23	
CLASSIFICATION	ACTUAL EXPENDITURES		ESTIMATED	REQUESTED	ALLOWED
	1961-62	1962-63	1963-64	1964-65	1964-65
PERSONAL SERVICES	Not estab- lished as an activity in 1961-62	\$14,270	\$15,016	\$15,476	\$15,116
CONTRACTUAL SERVICES		7,088	676	2,626	826
COMMODITIES		1,196	187	250	250
CAPITAL OUTLAYS		1,960	--	290	290
MISCELLANEOUS		--	--	--	--
TOTAL		\$24,514	\$15,879	\$18,633	\$16,482

PERSONAL SERVICES

POSITION TITLE	NUMBER OF PERSONNEL			SALARY RANGE		ESTIMATED 1963-64 EXPENDITURES	FINAL 1964-65 ALLOWANCE
	1963-64	REQUEST	ALLOWED	NO	MIN - MAX		
Finance Director	1	1	1	30.5	\$708-856 mo.		\$10,192
Clerk-Stenographer I	1	1	1	11	288-346		3,745
Total Positions	2	2	2				
TOTAL SALARIES AND WAGES						\$13,823	\$13,937
STATE RETIREMENT						423	488
SOCIAL SECURITY						450	309
INDUSTRIAL INSURANCE						213	175
HEALTH / MEDICAL / OTHER						107	207
SUB TOTAL BENEFITS						1,193	1,179
						\$15,016	\$15,116

CAPITAL OUTLAYS

Adding Machine, 10 Key,
Electric \$290

SUMMARY

FUNCTION	DEPARTMENT	ACTIVITY	FUND	ACCOUNT NUMBER	
Legislative & Administrative	Finance	Accounts	General	11-08-16-24	
CLASSIFICATION	ACTUAL EXPENDITURES		ESTIMATED	REQUESTED	ALLOWED
	1961-62	1962-63	1963-64	1964-65	1964-65
PERSONAL SERVICES	\$11,526	\$26,524	\$36,325	\$51,029	\$39,055
CONTRACTUAL SERVICES	--	24	24,444	27,980	27,855
COMMODITIES	2,462	2,524	5,751	4,250	4,250
CAPITAL OUTLAYS	105	768	1,229	2,000	1,030
MISCELLANEOUS	1,563	--	--	--	--
Sub-Total	--	29,840	67,749	85,259	72,190
Less: Work Order Credits	--	--	11,501	19,795	24,795
TOTAL	\$15,656	\$29,840	\$56,248	\$65,464	\$47,395

PERSONAL SERVICES

POSITION TITLE	NUMBER OF PERSONNEL			SALARY RANGE		ESTIMATED 1963-64	FINAL 1964-65	
	1963-64	REQUEST	ALLOWED	NO	MIN - MAX	EXPENDIT. RES	ALLOWANCE	
Accountant	1	1	1	21	\$460-550 mo.		\$ 6,234	
Account Clerk II	1	1	1	19	420-500 mo.		6,000	
Account Clerk I	1	1	1	12	300-360 mo.		3,820	
Clerk II	3	3	3	11	288-346 mo.		10,456	
Clerk I	2.5	.5	0	9	264-316 mo.		--	
Data Processing Operator II	0	1	0	19	420-500 mo.		--	
Data Processing Operator I	0	1	1	13.5	323-390 mo.		4,680	
Key Punch Operator	0	1	1	12.6	282-360 mo.		4,076	
Total	8.5	9.5	8					
Less: Work Order Credits						\$11,501	\$ 13,285	
TOTAL SALARIES AND WAGES						\$21,295	\$21,981	
STATE RETIREMENT							1,353	
SOCIAL SECURITY							1,258	
INDUSTRIAL INSURANCE							472	
HEALTH / MEDICAL / OTHER							706	
SUB TOTAL BENEFITS							3,789	
TOTAL PERSONAL SERVICES								\$25,770

SUMMARY

CLASSIFICATION	ACTUAL EXPENDITURES		ESTIMATED	REQUESTED	ALLOWED
	1961-62	1962-63	1963-64	1964-65	1964-65
PERSONAL SERVICES	Not established as an activity until April, 1963.		\$11,069	\$16,404	\$11,750
CONTRACTUAL SERVICES			988	1,010	1,010
COMMODITIES			5,625	10,650	5,971
CAPITAL OUTLAYS			137	6,375	556
MISCELLANEOUS			--	--	--
TOTAL			\$17,819	\$34,439	\$19,287

PERSONAL SERVICES

POSITION TITLE	NUMBER OF PERSONNEL			SALARY RANGE		ESTIMATED 1963-64 EXPENDITURES	FINAL 1964-65 ALLOWANCE
	1963-64	REQUEST	ALLOWED	NO	MIN - MAX		
Buyer	1	1	1	21	\$460-550 mo.		\$6,600
Stores Clerk II	0	1	0	16	360-440		--
Stores Clerk I	0	1	0	13	316-380		--
Clerk Typist I	1	0	1	9	264-316		3,792
Total	2	3	2				
TOTAL SALARIES AND WAGES						\$10,181	\$10,392
STATE RETIREMENT						289	470
SOCIAL SECURITY						359	456
INDUSTRIAL INSURANCE						147	181
HEALTH / MED CAL / OTHER						93	251
SUB TOTAL BENEFITS						888	1,358
TOTAL PERSONAL SERVICES						\$11,069	\$11,750

CAPITAL OUTLAYS

Desk with typewriter attachment \$195
 File, 4 Drawer, Legal 80
 Typewriter, Electric (trade-in) 281
\$556

SUMMARY

FUNCTION	DEPARTMENT	ACTIVITY	FUND	ACCOUNT NUMBER	
Legislative & Administrative	Finance	Duplicating	General	11-08-17-25	
CLASSIFICATION	ACTUAL EXPENDITURES		ESTIMATED	REQUESTED	ALLOWED
	1961-62	1962-63	1963-64	1964-65	1964-65
PERSONAL SERVICES				\$ 4,450	
CONTRACTUAL SERVICES				758	
COMMODITIES				4,500	
CAPITAL OUTLAYS				4,650	
MISCELLANEOUS				--	
SUB-TOTAL				14,358	
				9,708	
TOTAL				\$ 4,650	

PERSONAL SERVICES

No allowance for 1964-65



CAPITAL OUTLAYS

FUNCTION	DEPARTMENT	FUND	ACCOUNT NUMBER
Legislative & Administrative	Finance	General	11-08-16-24
<p>Tabulating Equipment Control Panels \$ 520</p> <p>File, Legal 290</p> <p>Tabulating Card Files 170</p> <p>Table, Metal 50</p> <p style="text-align: right;"><u>Total</u> <u>\$1,030</u></p>			


BOARD OF ADJUSTMENT

"Zoning regulation should not merely prevent the worst from happening... it should encourage positive action to provide esthetic opportunity for the present and future while preserving the history of the past."


Stewart L. Udall




MATTHEW SHANNON
Chairman




KENT HUSON



WM. HANSMEYER




FORREST KOHN



HAROLD KENNEDY

Not Pictured, ROBERT ZUMSTEIN and one vacancy.

PLANNING AND ZONING



GEORGE FRETZ
Planning Director

Born 1924 in DeKalb County, Indiana

Attended Purdue University and Iowa State University; obtained B.S. degree in Landscape Architecture and City Planning from University of California.

Eleven years' experience in planning and zoning administration.

Married, 3 sons and a daughter.

Professional Affiliations


American Institute of Planners

Intelligent current and long range planning is a necessity in the growing community of Scottsdale. One of the highlights of the past fiscal year is the inception of a long range comprehensive plan, which is to be completed in approximately 24 months. In the coming year an interim short range capital improvement program will be undertaken to "tide us over" until completion of the comprehensive general plan. Perhaps the most significant advance in the planning field during the past year was the employment of a competent, experienced Planning Director to give professional guidance to the many groups concerned with community planning and development.


The Planning Commission is charged with the responsibility of recommending to the City Council in the areas of both current and long range planning. The Planning Commission considered 48 re-zoning requests during the past fiscal year. The Planning Commission is also charged with the responsibility of studying long range planning considerations and relating these studies to current planning.

The Board of Adjustment is responsible for assisting in interpretation of the Zoning Ordinance, for hearing and deciding on requests for special exceptions to the Zoning Ordinance designated as Use Permits, and to hear and decide upon requests for minor variances from the terms of the Zoning Ordinance. During 1963-64 the Board of Adjustment considered a total of 207 Use Permit and variance cases. This body is another planning arm of your local government.


PLANNING AND ZONING COMMISSION



ED KEGAN
Chairman




RICHARD THIEL




ROBERT DAVIS



WM. ARTHUR



BARRY BURTON



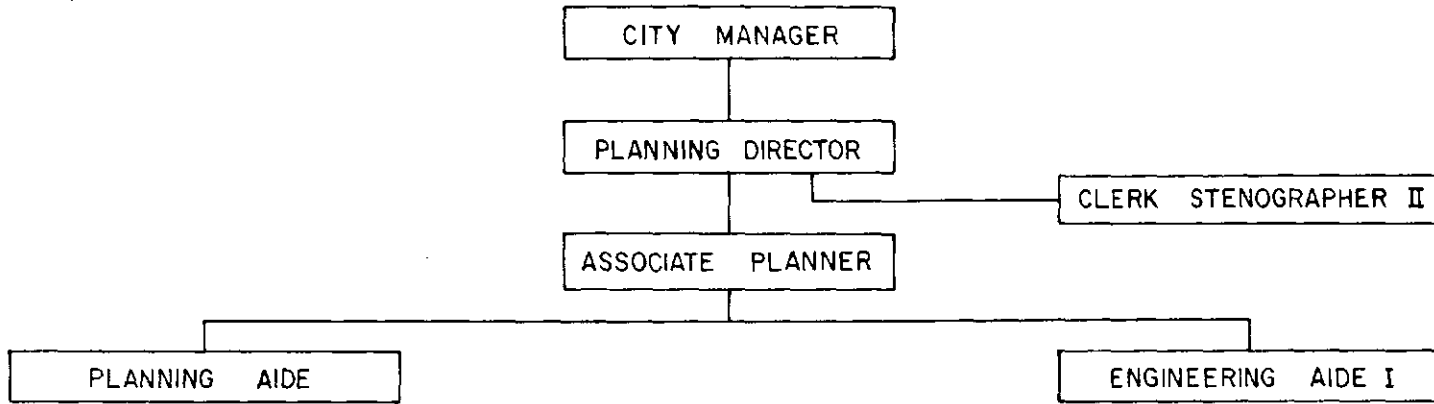
KERMIT KEELEY



FRANK LOGAN
Deceased
(Aug. 23, 1964)

Not Pictured, Harry Hartley and Tilton M. Keefe, resigned 9-28-64.

PLANNING & ZONING DEPARTMENT



SUMMARY

FUNCTION	DEPARTMENT	FUND	ACCOUNT NUMBER		
Legislative & Administrative	Planning & Zoning	General	11-20-43-63		
CLASSIFICATION	ACTUAL EXPENDITURES		ESTIMATED	REQUESTED	ALLOWED
	1961-62	1962-63	1963-64	1964-65	1964-65
PERSONAL SERVICES	\$1,988	\$5,160	\$19,369	\$36,218	\$35,856
CONTRACTUAL SERVICES	287	--	3,586	15,368	8,463
COMMODITIES	291	1,293	1,528	1,010	950
CAPITAL OUTLAYS	90	254	2,540	365	365
MISCELLANEOUS	911	--	--	--	--
TOTAL	\$3,567	\$6,707	\$27,023	\$52,961	\$45,634

CITY OF SCOTTSDALE, ARIZONA

PERSONAL SERVICES

FUNCTION		DEPARTMENT			FUND		ACCOUNT NUMBER	
Legislative and Administrative		Planning and Zoning					11-20-43-63	
POSITION TITLE	NUMBER OF PERSONNEL			SALARY RANGE		ESTIMATED 1963 64	FINAL 1964 65	
	'63-64	REQUEST	ALLOWED	NO	MIN-MAX	EXPENDITURES	ALLOWANCE	
Planning Director	1	1	1	32.5	\$778-936		\$ 11,232	
Planner I	0	1	1	24	526-630		6,456	
Planning Aide	1	1	1	17	380-460		5,119	
Engineering Aide I	1	1	1	17	380-460		5,119	
Clerk-Stenographer II	1	1	1	14	330-440		4,440	
TOTALS	4	5	5					
Sub-Total						\$ 16,922		
Overtime						962		
TOTAL SALARIES AND WAGES						\$ 17,884	\$ 32,366	
STATE RETIREMENT						523	1,146	
SOCIAL SECURITY						573	1,186	
INDUSTRIAL INSURANCE						268	732	
HEALTH / MEDICAL / OTHER						119	426	
SUB TOTAL BENEFITS						1,486	3,490	
TOTAL PERSONAL SERVICES						\$ 19,369	\$ 35,856	

CAPITAL OUTLAYS

FUNCTION

Legislative & Administrative

DEPARTMENT

Planning and Zoning

FUND

ACCOUNT NUMBER

11-20-43-63

Desk, Executive	\$120
Chair, Executive	55
Table	145
Stool	<u>45</u>
Total	<u>\$365</u>

SECTION 2

PUBLIC WORKS

FUNCTION: Direction and coordination of diversified public works including essential engineering, design, construction and maintenance activities relating to streets and sewers along with upkeep of building standards and refuse collection and disposal.

**CITY OF SCOTTSDALE
PUBLIC WORKS DEPARTMENT
FY 64-65 PROJECT SCHEDULE**

	JULY	AUG.	SEPT.	OCT.	NOV.	DEC.	JAN.	FEB.	MAR.	APR.	MAY	JUNE
STREET CONSTRUCTION												
CAMELBACK ROAD CONSTRUCTION												
OSBORN ROAD CONSTRUCTION												
IMPROVEMENT DISTRICT CONSTRUCTION												
THOMAS ROAD												
BALL PARK PLAZA												
EAST MAIN												
WINFELD SCOTT												
SEWER IMPROVEMENT DISTRICTS												
INFORMAL HEARING												
CALL FOR BID												
COMPLETE CONSTRUCTION												
STREET DIVISION PROJECTS												
ALLEY CLEANING												
LIBRARY & P.D. REMODLING												
LINESTRIPING												
STREET CONSTRUCTION												
RESURFACING												
MASS PATCHING												
SHOLDER REPAIR												
STREET SIGNING												
TRAFFIC SIGNAL CONSTRUCTION												
GRANITE REEF & MCDOWELL												
82nd & MCDOWELL												
68th & THOMAS												
MILLER & CAMELBACK												
70th & MCDOWELL												
HAYDEN & MCDOWELL												
SCOTTSDALE & MCDOWELL												
TELEMETERING SYSTEM												
CONSTRUCT HAYDEN ROAD MAIN												
CONSTRUCT WEST SIDE MAIN												
CONSTRUCT MCDONALD ROAD MAIN												
LOWER PONDS BY-PASS												
HAYDEN ROAD LIFT STATION TIE-INS												
CONSTRUCT EQUIPMENT REPAIR SHOP												



ADMINISTRATION



ENGINEERING



STREETS



REFUSE



BUILDING INSPECTION



SEWERS



EQUIPMENT MAINTENANCE

PUBLIC WORKS SERVICES



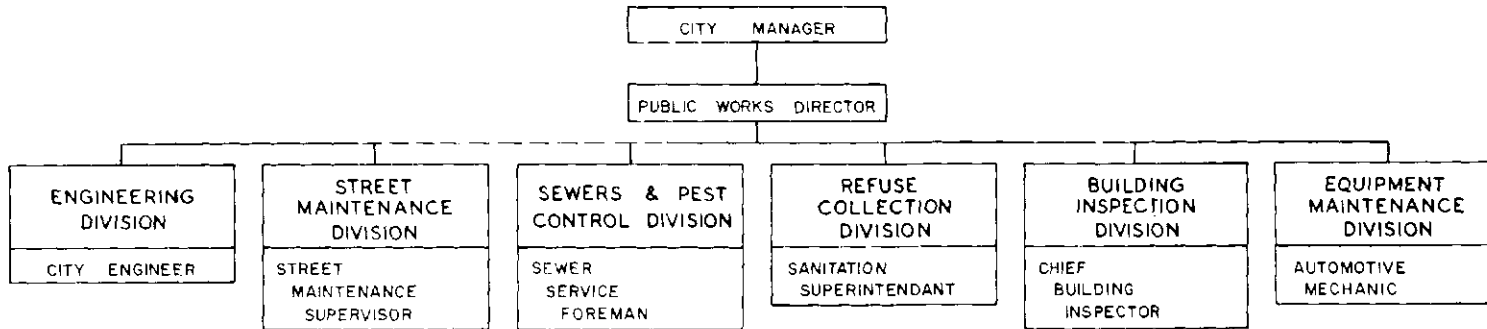
The primary mission of the Public Works Department is to provide the residents of Scottsdale with those physical facilities and services generally affecting their health, safety and welfare which they as individuals would find difficult to provide for themselves.

Although organized into several divisions, sections and activities, the Department operates as a single coordinated unit under the Director of Public Works. The major divisions include:

- The Engineering Division
- The Streets Division
- The Refuse Collection Division
- The Building Inspection Division
- The Sewer and Pest Control Division
- The Equipment Division



PUBLIC WORKS DEPARTMENT



SUMMARY

FUNCTION	DEPARTMENT	FUND	ACCOUNT NUMBER		
Public Works	Public Works	Combined	Summary		
CLASSIFICATION	ACTUAL EXPENDITURES		ESTIMATED	REQUESTED	ALLOWED
	1961-62	1962-63	1963-64	1964-65	1964-65
PERSONAL SERVICES	\$ 92,303	\$115,464	\$262,818	\$434,480	\$443,927
CONTRACTUAL SERVICES	319,295	492,002	681,258	518,687	394,510
COMMODITIES	29,757	17,833	101,039	214,948	182,548
CAPITAL OUTLAYS	39,264	10,460	228,231	1,587,281	515,573
MISCELLANEOUS	55,794	130,391	--	--	--
SUB-TOTAL					1,536,558
LESS: WORK ORDER CREDITS					44,525
TOTAL	\$536,413	\$766,678	\$1,273,353	\$2,755,936	\$1,492,033

CITY OF SCOTTSDALE, ARIZONA

PUBLIC WORKS SERVICES



MARC G. STRAGIER
Director of Public Works

Born 1932, in Fairbanks, Alaska

Attended Pomona College; obtained B.S. in Engineering and M.S. in Engineering and Management from U.C.L.A.


Eight years' experience in public works and engineering.

Married, three daughters and a son.

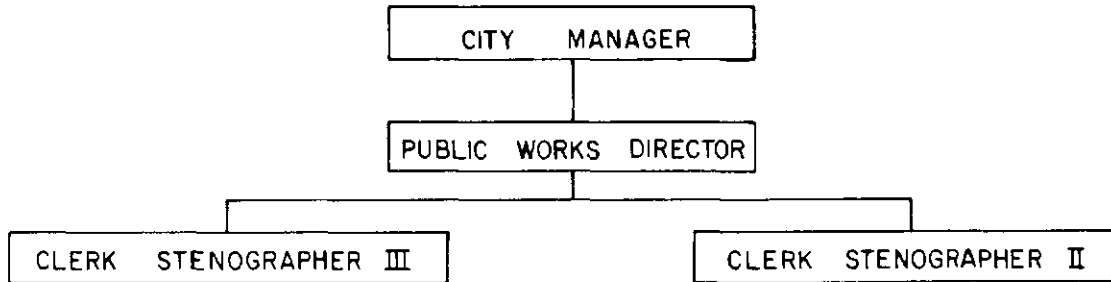
Professional Affiliations

Member of American Public Works Association
Member of American Society of Civil Engineers

Registered Engineer - States of Arizona and California.



OFFICE OF PUBLIC WORKS DIRECTOR



SUMMARY

FUNCTION	DEPARTMENT	FUND	ACCOUNT NUMBER		
Public Works	Office of Public Works Director		15-18-21-30		
CLASSIFICATION	ACTUAL EXPENDITURES		ESTIMATED	REQUESTED	ALLOWED
	1961-62	1962-63	1963-64	1964-65	1964-65
PERSONAL SERVICES	Not record-	\$11,310	\$15,904	\$23,343	\$22,851
CONTRACTUAL SERVICES	ed as an	--	1,865	1,772	1,657
COMMODITIES	individual	450	623	640	740
CAPITAL OUTLAYS	activity in	831	3,351	80	80
MISCELLANEOUS	1961-62	--	--	--	--
TOTAL	--	\$12,591	\$21,743	\$25,835	\$25,328

CITY OF SCOTTSDALE, ARIZONA

PERSONAL SERVICES

FUNCTION		DEPARTMENT			FUND		ACCOUNT NUMBER	
Public Works		Public Works Director					15-18-21-30	
POSITION TITLE	NUMBER OF PERSONNEL			NO.	SALARY RANGE MIN - MAX	ESTIMATED 1963-64 EXPENDITURES	FINAL 1964-65 ALLOWANCE	
	1963-64	REQUEST	ALLOWED					
Public Works Director	1	1	1	34	\$836-1,000 mo.		\$12,000	
Clerk-Stenographer III	1	1	1	17	380-460 mo.		4,547	
Clerk-Stenographer II	1	1	1	14	330-400 mo.		4,560	
Total	3	3	3					
TOTAL SALARIES AND WAGES						\$14,729	\$21,107	
STATE RETIREMENT						410	738	
SOCIAL SECURITY						406	507	
INDUSTRIAL INSURANCE						231	266	
HEALTH, MEDICAL, & OTHER						128	233	
SUB-TOTAL BENEFITS						1,175	1,744	
TOTAL PERSONAL SERVICES						\$15,904	\$22,851	

CAPITAL OUTLAYS

FUNCTION Public Works	DEPARTMENT Public Works Director	FUND	ACCOUNT NUMBER 15-18-21-30
--------------------------	-------------------------------------	------	-------------------------------

File, 4 Drawer, Legal \$80

KENNETH McDONALD
City Engineer

City Engineer Ken McDonald has been with the City over 4 years and as a registered civil engineer has contributed materially to the realization of many construction projects for the betterment of Scottsdale. Ken and his wife, Ann, have 6 children who seem to keep them busy in off hours. He is a graduate of the University of Detroit and served with the City of Phoenix Engineering Division prior to coming to Scottsdale.



RICHARD BROWN
Traffic Maintenance Supervisor

Dick Brown came to the City as Traffic Maintenance Supervisor in February, 1963, after 4 years in a similar position with the Arizona Highway Department Traffic Engineering Division. Dick is responsible for the maintenance and installation of all traffic signals, the installation of cross-walks and the design of all traffic control devices. In his spare time, Dick is an outdoorsman and enjoys hunting and fishing. He also holds a private pilot's license.



ENGINEERING DIVISION

RICHARD PEARCE
Assistant City Engineer

As a registered Civil Engineer, Dick Pearce has been Assistant City Engineer for approximately 2-1/2 years. He is a graduate of the University of Arizona and worked with consulting engineers prior to employment with the City. Dick enjoys outdoors sports both as participant and an observer. He has recently completed a course in Supervisory Personnel Development at Phoenix College.

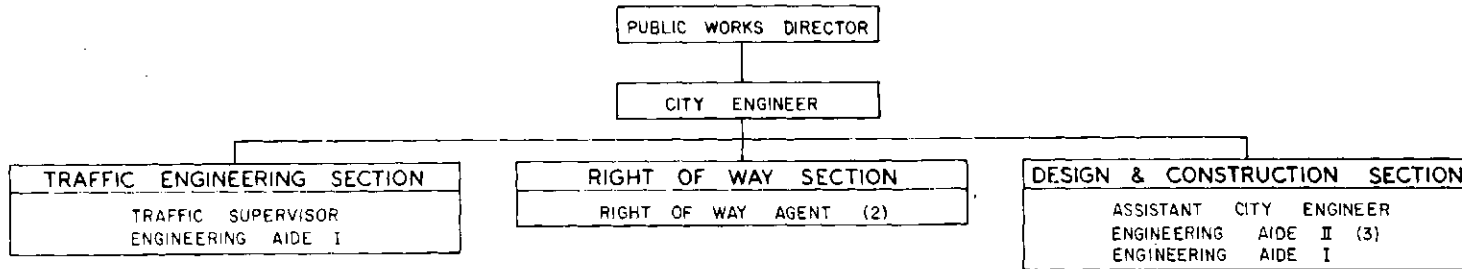


The Engineering Division is composed of four sections: Design, Traffic, Right-of-Way, and Survey and Inspection. In addition, this division checks plans drawn by consulting engineers under contract to design various City projects.

A few representative statistics illustrate the activity of this division. For example, in 1963-64 a total of 29 subdivision plans were reviewed, in addition to 83 commercial building plot plans. The right-of-way section obtained 183 parcels of right-of-way for City projects. The traffic section acted upon 173 emergency calls during 1963-64. Paving permits issued for street construction in City right-of-way by private enterprise totaled 77 during the past fiscal year.

Again, it is expected that these activities, as well as the development of improvement districts and comprehensive major improvements will be expanded during the coming fiscal year.

ENGINEERING DIVISION



SUMMARY

FUNCTION	DEPARTMENT	ACTUAL EXPENDITURES		ESTIMATED	REQUESTED	ACCOUNT NUMBER
Public Works	Engineering Division	1961-62	1962-63	1963-64	1964-65	Summary
CLASSIFICATION		1961-62	1962-63	1963-64	1964-65	1964-65
PERSONAL SERVICES		\$ 24,403	\$ 28,662	\$ 54,857	\$ 77,319	\$ 71,964
CONTRACTUAL SERVICES		2,212	30,661	89,433	311,582	172,650
COMMODITIES		4,483	1,725	23,826	6,276	6,276
CAPITAL OUTLAYS		2,929	1,710	74,894	592,352	176,917
MISCELLANEOUS		2,079	4,091	--	--	--
SUB-TOTAL						427,807
LESS WORK ORDER CREDITS						15,000
TOTAL		\$ 36,106	\$ 66,849	\$ 243,010	\$ 987,529	\$ 412,807

CITY OF SCOTTSDALE, ARIZONA

PERSONAL SERVICES

FUNCTION		DEPARTMENT			FUND		ACCOUNT NUMBER	
Public Works		Engineering Division			Combined		Summary	
POSITION TITLE	NUMBER OF PERSONNEL			SALARY RANGE		ESTIMATED 1963-64	FINAL 1964-65	
	1963-64	REQUEST	ALLOWED	NO	MIN - MAX	EXPENDITURES	ALLOWANCE	
CONSOLIDATED PERSONNEL SCHEDULE								
City Engineer	1	1	1	30.5	\$708-856 mo.		\$10,272	
Assistant City Engineer	1	1	1	26	576-690 mo.		8,280	
Engineering Aide II	2	3	3	22	480-576 mo.		17,449	
Engineering Aide I	2	2	2	17	380-460 mo.		10,280	
Right-of-Way Agent	2	2	2	21	460-550 mo.		12,730	
Traffic Maintenance Supervisor	1	1	1	26	576-690 mo.		7,710	
Total	9	10	10					
Less Work Order Credits							9,000	
TOTAL SALARIES AND WAGES						\$50,711	\$57,721	
STATE RETIREMENT						1,614	2,116	
SOCIAL SECURITY						1,385	1,524	
INDUSTRIAL INSURANCE						721	762	
HEALTH / MEDICAL / OTHER						426	841	
SUB-TOTAL BENEFITS						4,146	5,243	
TOTAL PERSONAL SERVICES						\$54,857	\$62,964	

CAPITAL OUTLAYS

FUNCTION	DEPARTMENT	FUND	ACCOUNT NUMBER
Public Works	Engineering Division	Combined	Summary
<u>CONSOLIDATED CAPITAL OUTLAY SCHEDULE</u>			
<u>General Engineering</u>		<u>Improvement Districts</u>	
Drafting Equipment	\$ 400	Assessments on City	
Map File	100	Property	\$10,772
Book Case	50	Aid to Districts:	
Calculator	800	Thomas Road	\$45,195
Furniture	300	Ball Park Plaza	51,000
Transit & Survey Equipment	800	Winfield Scott	5,000
Sedan, Compact	<u>1,700</u>	Haydon Road	10,000
Sub-Total	\$4,150	Camelback Road	10,000
		Osborn Road	<u>5,000</u>
			<u>126,195</u>
		Sub-Total	\$136,967
<u>Right-of-Way</u>			
Office Equipment & Furn.	\$ 500		
Purchase of right-of-way	<u>35,300</u>		
Sub-Total	\$35,800		
<u>Traffic Engineering</u>		GRAND TOTAL	<u>\$176,917</u>
None			
<u>Street Lighting</u>			
None			

SUMMARY

FUNCTION	DEPARTMENT	ACTIVITY	FUND	ACCOUNT NUMBER	
Public Works	Engrg. Div.	Gen. Engrg		05-18-22-31	
CLASSIFICATION	ACTUAL EXPENDITURES		ESTIMATED	REQUESTED	ALLOWED
	1961-62	1962-63	1963-64	1964-65	1964-65
PERSONAL SERVICES	\$24,403	\$28,662	\$54,857	\$49,227	\$48,827
CONTRACTUAL SERVICES	200	18,155	22,583	51,228	19,738
COMMODITIES	3,822	1,725	23,826	3,396	3,396
CAPITAL OUTLAYS	2,471	1,710	36,500	6,390	4,150
MISCELLANEOUS	2,079	4,091	--	--	--
Sub-Total					76,111
Less: Work Order Credits					15,000
TOTAL	\$32,975	\$54,343	\$137,766*	\$110,241	\$61,111

DETAIL

See Consolidated Personal Schedule - Page

See Consolidated Capital Outlay Schedule - Page

* This amount covers expenditures for General Engineering, Right-of-Way and Traffic Engineering. These are shown as individual items in the 1964-65 appropriations.

SUMMARY

FUNCTION		DEPARTMENT	ACTIVITY	FUND	ACCOUNT NUMBER	
Public Works		Engrg. Div.	Right-of-Way		05-18-22-32	
CLASSIFICATION	ACTUAL EXPENDITURES		ESTIMATED	REQUESTED	ALLOWED	
	1961-62	1962-63	1963-64	1964-65	1964-65	
PERSONAL SERVICES	Not shown as individual			\$15,142	\$12,572	
CONTRACTUAL SERVICES	activity during these			3,221	3,221	
COMMODITIES	years			1,000	1,000	
CAPITAL OUTLAYS				45,800	35,800	
MISCELLANFOUS				--	--	
TOTAL				\$65,163	\$ 52,593	

PERSONAL SERVICES

See Consolidated Personal Schedule - Page

See Consolidated Capital Outlay Schedule - Page

SUMMARY

FUNCTION		DEPARTMENT	ACTIVITY	FUND	ACCOUNT NUMBER	
Public Works		Engrg. Div.	Improve. Dists.		15-18-22-33	
CLASSIFICATION	ACTUAL EXPENDITURES		ESTIMATED	REQUESTED	ALLOWED	
	1961-62	1962-63	1963-64	1964-65	1964-65	
PERSONAL SERVICES	Not available for these		--	--	--	
CONTRACTUAL SERVICES	years		\$49,142	\$162,000	\$98,800	
COMMODITIES			--	--	--	
CAPITAL OUTLAYS			38,394	539,412	136,967	
MISCELLANEOUS			--	--	--	
TOTAL			\$87,536	\$701,412	\$235,767	

PERSONAL SERVICES

See Consolidated Capital Outlay Schedule - Page

SUMMARY

FUNCTION Public Works	DEPARTMENT Engrg. Div.	ACTIVITY Traffic Engrg.	FUND	ACCOUNT NUMBER 15-18-22-34	
CLASSIFICATION	ACTUAL EXPENDITURES		ESTIMATED	REQUESTED	ALLOWED
	1961-62	1962-63	1963-64	1964-65	1964-65
PERSONAL SERVICES	Included in General Engineering			\$12,950	\$10,565
CONTRACTUAL SERVICES	during these years.			793	793
COMMODITIES				1,880	1,880
CAPITAL OUTLAYS				750	--
MISCELLANEOUS				--	--
TOTAL				\$16,373	\$13,238

PERSONAL SERVICES

See Consolidated Personal Service Schedule - Page

SUMMARY

FUNCTION	DEPARTMENT	ACTIVITY	FUND	ACCOUNT NUMBER	
Public Works	Engrg. Div.	Street Lighting		03-18-22-35	
CLASSIFICATION	ACTUAL EXPENDITURES		ESTIMATED	REQUESTED	ALLOWED
	1961-62	1962-63	1963-64	1964-65	1964-65
PERSONAL SERVICES	--	--	--	--	--
CONTRACTUAL SERVICES	\$2,012	\$12,506	\$17,708	\$94,340	\$50,098
COMMODITIES	661	--	--	--	--
CAPITAL OUTLAYS	458	--	--	--	--
MISCELLANEOUS	--	--	--	--	--
TOTAL	\$3,131	\$12,506	\$17,708	\$94,340	\$50,098

PERSONAL SERVICES

No Personal Services or Capital Outlays Required.




STREET MAINTENANCE DIVISION

The Street Maintenance Division consists of two sections: Street Maintenance and Traffic Control. The street maintenance section deals with maintenance of the public right-of-way while the traffic control section is responsible for installation of controls for vehicular and pedestrian traffic.






During 1963-64, the street maintenance section swept 9,939 miles of City streets, and graded and cleaned a total of 426 miles of alleys, streets, and street shoulders.

The traffic control section painted a total of 118 crosswalks, as well as 81 miles of traffic control line stripes. The street name sign installation program was virtually completed with the installation of 579 new street name signs.



JACK BUSHNELL
Street Superintendent

Street Maintenance Superintendent Jack Bushnell has been with the City since July, 1963. Jack is responsible for all City street maintenance work and uses extensively his long experience in the street construction and maintenance field. In addition, he is responsible for the manufacture, installation, and maintenance of all street name and traffic control signs throughout the City. The traffic line striping activity is also a part of this division.



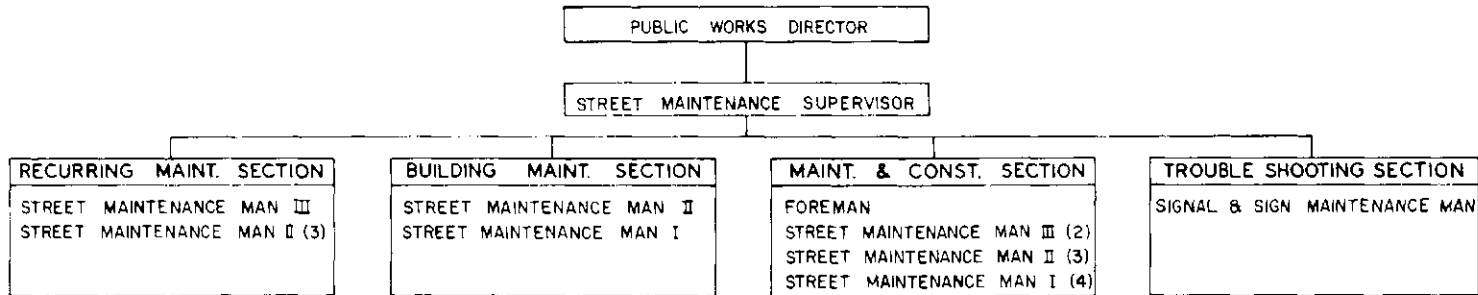
1. STREET MAINTENANCE
2. STREET CLEANING
3. STREET CONSTRUCTION
4. TRAFFIC SIGNALS
5. SIGNS AND STRIPES
6. STORM DRAINS
7. BUILDING AND GROUNDS



Perhaps the most important physical asset of any municipality is its system of public streets. The street system represents not only the largest single capital asset in financial terms, but it receives wider use and is more subject to public scrutiny than any other public facility.

James S. Baker

STREET MAINTENANCE DIVISION



SUMMARY

FUNCTION	DEPARTMENT	FUND	ACCOUNT NUMBER		
Public Works	Street Division	Combined	Summary		
CLASSIFICATION	ACTUAL EXPENDITURES		ESTIMATED	REQUESTED	ALLOWED
	1961-62	1962-63	1963-64	1964-65	1964-65
PERSONAL SERVICES	See note on page		\$66,193	\$101,306	\$99,584
CONTRACTUAL SERVICES			71,746	68,735	77,115
COMMODITIES			56,977	164,234	132,994
CAPITAL OUTLAYS			21,757	269,341	72,068
MISCELLANEOUS	\$55,531	\$256,097	--	--	--
SUB-TOTAL					381,761
LESS WORK ORDER CREDITS					9,400
TOTAL	\$55,531	\$256,097	\$216,673	\$603,616	\$372,361

CITY OF SCOTTSDALE, ARIZONA

PERSONAL SERVICES

FUNCTION		DEPARTMENT			FUND		ACCOUNT NUMBER	
Public Works		Street Division			Combined		Summary	
POSITION TITLE	NUMBER OF PERSONNEL			NO	SALARY RANGE MIN - MAX	ESTIMATED 1963-64 EXPENDITURES	FINAL 1964-65 ALLOWANCE	
	1963-64	REQUEST	ALLOWED					
CONSOLIDATED PERSONNEL SCHEDULE								
Street Maintenance Superintendent	1	1	1	24	\$526-630 mo.		\$ 7,560	
Street Foreman	1	1	1	20	440-526 mo.		6,312	
Street Maintenance Man III	1	3	3	17	380-460 mo.		16,560	
Street Maintenance Man II	5	7	7	15	346-420 mo.		35,280	
Street Maintenance Man I	8	4	4	13	316-380 mo.		18,240	
Laborer	1	0	0	12	300-360 mo.		--	
Signal and Sign Maintenance Man	1	1	1	17	380-460 mo.		5,520	
Building Maintenance Man	.5	.5	.5	18	400-480 mo.		1,200	
Total	18.5	17.5	17.5					
Less Work Order Credits							\$ 1,158	
TOTAL SALARIES AND WAGES						\$60,531	\$89,514	
STATE RETIREMENT						1,608	3,187	
SOCIAL SECURITY						2,277	3,088	
INDUSTRIAL INSURANCE						953	1,147	
HEALTH / MEDICAL / OTHER						824	1,548	
SUB-TOTAL BENEFITS						5,662	8,970	
TOTAL PERSONAL SERVICES						\$66,193	\$98,484	

CAPITAL OUTLAYS

FUNCTION	DEPARTMENT	FUND	ACCOUNT NUMBER
Public Works	Street Division	Combined	Summary
<u>CONSOLIDATED CAPITAL OUTLAY SCHEDULE</u>			
<u>Maintenance</u>		<u>Traffic Signals</u>	
Slurry Seal, 60,000 sq. yds.	\$ 9,000	Testing Equipment	\$ 596
Curb, Gutter & Sidewalk	625	New Signals:	
Truck, Pickup (2)	4,000	Granite Reef & McDowell	\$4,150
Map Rack	80	68th St. & Thomas	6,600
Roller, Small	3,200	Miller & Camelback	4,150
Welding Equipment	1,300	70th St. & McDowell	6,600
Spreaders, Tailgate	1,000	Signal Modification:	\$21,500
Compressor	5,100	Hayden & McDowell	4,200
Lease Purchase (3 years)		Scottsdale & McDowell	4,000
Roller, Pneumatic		Conduit	8,200
Grader			<u>500</u>
Truck, Pump		Total	\$30,796
Loader, Front End.	<u>16,367</u>		
Total	\$40,672		
		GRAND TOTAL	<u>\$72,068</u>
<u>Street Construction</u>			
Curbs and Gutters	\$ 600		

SUMMARY

FUNCTION		DEPARTMENT	ACTIVITY	FUND	ACCOUNT NUMBER	
Public Works		Street Div.	Maintenance		03-18-24-37	
CLASSIFICATION	ACTUAL EXPENDITURES		ESTIMATED	REQUESTED	ALLOWED	
	1961-62	1962-63	1963-64	1964-65	1964-65	
PERSONAL SERVICES	*	*	\$64,813	\$52,303	\$49,330	
CONTRACTUAL SERVICES			25,931	15,910	19,490	
COMMODITIES			56,264	78,780	57,640	
CAPITAL OUTLAYS			20,727	123,995	40,672	
MISCELLANEOUS			--	--	--	
TOTAL	\$55,531	\$203,141	\$167,735	\$270,988	\$167,432	

DETAIL

See Consolidated Personal Services Schedule - Page 93

See Consolidated Capital Outlays Schedule - Page 94

* This activity was financed from several accounts during these years and a complete breakdown is not available.

SUMMARY

FUNCTION		DEPARTMENT	ACTIVITY	FUND	ACCOUNT NUMBER	
Public Works		Street Div.	Street Cleaning		03-18-24-38	
CLASSIFICATION	ACTUAL EXPENDITURES		ESTIMATED	REQUESTED	ALLOWED	
	1961-62	1962-63	1963-64	1964-65	1964-65	
PERSONAL SERVICES	New activity in 1964-65			\$11,559	\$11,824	
CONTRACTUAL SERVICES				3,950	3,950	
COMMODITIES				9,300	9,300	
CAPITAL OUTLAYS				17,000	--	
MISCELLANEOUS				--	--	
TOTAL				\$41,809	\$25,074	

DETAIL

See Consolidated Personal Services Schedule - Page 93

SUMMARY

FUNCTION		DEPARTMENT	ACTIVITY	FUND	ACCOUNT NUMBER	
Public Works		Street Div.	Street Const.		03-18-24-39	
CLASSIFICATION	ACTUAL EXPENDITURES		ESTIMATED	REQUESTED	ALLOWED	
	1961-62	1962-63	1963-64	1964-65	1964-65	
PERSONAL SERVICES	New activity in 1964-65			\$6,453	\$6,571	
CONTRACTUAL SERVICES				2,000	2,000	
COMMODITIES				50,000	39,000	
CAPITAL OUTLAYS				600	600	
MISCELLANEOUS				--	--	
TOTAL				\$59,053	\$48,171	

DETAIL

See Consolidated Personal Services Schedule - Page 93

See Consolidated Capital Outlay Schedule - Page 94

SUMMARY

FUNCTION Public Works		DEPARTMENT Street Div.		ACTIVITY Traffic Signals		FUND	ACCOUNT NUMBER 03-18-24-40	
CLASSIFICATION	ACTUAL EXPENDITURES		ESTIMATED	REQUESTED	ALLOWED			
	1961-62	1962-63	1963-64	1964-65	1964-65			
PERSONAL SERVICES	New activity in 1964-65			\$5,819	\$6,063			
CONTRACTUAL SERVICES				8,875	8,875			
COMMODITIES				6,310	5,810			
CAPITAL OUTLAYS				81,946	39,796			
MISCELLANEOUS				--	--			
TOTAL				\$102,950	\$51,544			

DETAIL

See Consolidated Personal Services Schedule - Page 93

See Consolidated Capital Outlays Schedule - Page 94

SUMMARY

FUNCTION Public Works		DEPARTMENT Street Div.		ACTIVITY Signs & Stripes		FUND	ACCOUNT NUMBER 03-18-24-41	
CLASSIFICATION	ACTUAL EXPENDITURES		ESTIMATED	REQUESTED	ALLOWED			
	1961-62	1962-63	1963-64	1964-65	1964-65			
PERSONAL SERVICES	New activity in 1964-65			\$12,825	\$13,036			
CONTRACTUAL SERVICES				950	950			
COMMODITIES				17,732	19,732			
CAPITAL OUTLAYS				--	--			
MISCELLANEOUS				--	--			
TOTAL				\$31,507	\$33,718			

DETAIL

See Consolidated Personal Services Schedule - Page 93

SUMMARY

FUNCTION	DEPARTMENT	ACTIVITY	FUND	ACCOUNT NUMBER	
Public Works	Street Div.	Storm Drains		04-18-24-42	
CLASSIFICATION	ACTUAL EXPENDITURES		ESTIMATED	REQUESTED	ALLOWED
	1961-62	1962-63	1963-64	1964-65	1964-65
PERSONAL SERVICES	New activity in 1964-65			\$5,269	\$5,559
CONTRACTUAL SERVICES				--	--
COMMODITIES				600	--
CAPITAL OUTLAYS				7,000	--
MISCELLANEOUS				--	--
TOTAL				\$12,869	\$5,559

DETAIL

See Consolidated Personal Services Schedule - Page 93

SUMMARY

FUNCTION	DEPARTMENT	ACTIVITY	FUND	ACCOUNT NUMBER	
Public Works	Street Div.	Bldgs. & Grounds		11-18-24-58	
CLASSIFICATION	ACTUAL EXPENDITURES		ESTIMATED	REQUESTED	ALLOWED
	1961-62	1962-63	1963-64	1964-65	1964-65
PERSONAL SERVICES	New activity in		\$1,380	\$7,078	\$7,201
CONTRACTUAL SERVICES	1962-63		45,815	37,050	41,850
COMMODITIES			713	1,512	1,512
CAPITAL OUTLAYS			1,030	38,800	--
MISCELLANEOUS			--	--	--
SUB-TOTAL					50,563
LESS WORK ORDER CREDITS					9,400
TOTAL	\$52,956		\$48,938	\$84,440	\$41,163

DETAIL

See Consolidated Personal Services Schedule - Page 93

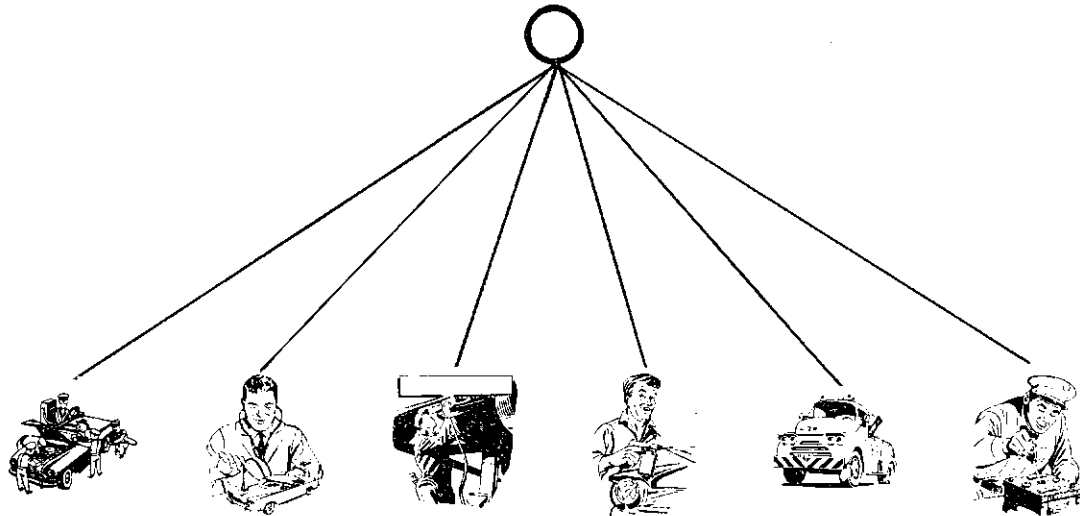
EQUIPMENT MAINTENANCE DIVISION



VIRGIL WATKINS
Automotive Mechanic

Virgil Watkins, as Automotive Mechanic, is in charge of the equipment maintenance function for all City rolling stock. Virgil started with the City as a sewer maintenance man in early 1962, and as a result of competitive examinations earned his present position in April of this year. The equipment maintenance activity has become increasingly important with the advent of City-operated refuse collection service as well as the increase of City-owned vehicles concomitant with our growth.

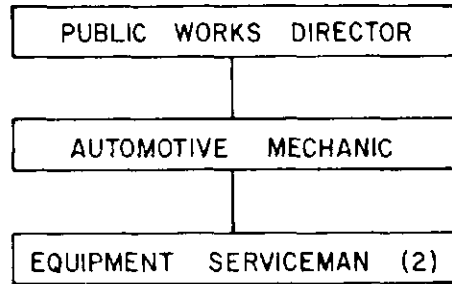
The Equipment Maintenance Division was created to service the growing fleet of automotive vehicles now operated by the City. These vehicles range from administrative cars to 30 cubic yard refuse collection vehicles to motor graders. Preventive maintenance on all City vehicles is or will be handled by this division, with major repair work being contracted to private shops which are equipped to do such work. This is a new division and, as such, is still in its formative stages. Much of this division's work is accomplished at night and on weekends when most of the City vehicles are not in use. Creation of this division is another example of an economy move to provide better service at lower cost.



"The existence of a complete stock of tractor parts in a warehouse of itself produces little result; their assembly into a tractor with all parts working together does produce an effective machine. Similarly, the overall effectiveness of public works operations depends in no small part upon how the components are assembled through organization and made operative through administration."

Herman G. Pope

EQUIPMENT MAINTENANCE DIVISION



SUMMARY

FUNCTION	DEPARTMENT	FUND	ACCOUNT NUMBER		
Public Works	Equipment Maintenance Division		05-18-42-62		
CLASSIFICATION	ACTUAL EXPENDITURES		ESTIMATED	REQUESTED	ALLOWED
	1961-62	1962-63	1963-64	1964-65	1964-65
PERSONAL SERVICES			\$ 2,108	\$11,743	\$15,300
CONTRACTUAL SERVICES			591	13,200	2,690
COMMODITIES			3,223	3,395	2,135
CAPITAL OUTLAYS			16,911	150,645	30,845
MISCELLANEOUS			--	--	--
SUB-TOTAL					50,970
LESS WORK ORDER CREDITS					20,125
TOTAL			\$22,833	\$178,983	\$30,845

CITY OF SCOTTSDALE, ARIZONA

PERSONAL SERVICES

FUNCTION Public Works		DEPARTMENT Equipment Maintenance			FUND		ACCOUNT NUMBER 05-18-42-62	
POSITION TITLE	NUMBER OF PERSONNEL				SALARY RANGE MIN - MAX	ESTIMATED 1963-64 EXPENDITURES	FINAL 1964-65 ALLOWANCE	
	1963-64	REQUEST	ALLOWED	NO				
Automotive Mechanic	1	1	1	20	\$440-526 mo.		\$ 5,591	
Automotive Service Man	0	2	2	14	330-400 mo.		8,472	
Total	1	3	3					
NOTE: All Personal Service Costs will be charged to using activities on a work order basis.								
						TOTAL SALARIES AND WAGES	\$14,063	
						STATE RETIREMENT	325	
						SOCIAL SECURITY	481	
						INDUSTRIAL INSURANCE	179	
						HEALTH / MEDICAL / OTHER	252	
						SUB TOTAL BENEFITS	1,237	
TOTAL PERSONAL SERVICES							\$15,300*	

CAPITAL OUTLAYS

FUNCTION	DEPARTMENT	FUND	ACCOUNT NUMBER																												
Public Works	Equipment Maintenance		05-18-42-62																												
<table> <tbody> <tr> <td data-bbox="680 591 1045 615">Desk</td> <td data-bbox="1075 591 1192 615">\$ 135</td> <td colspan="2"></td> </tr> <tr> <td data-bbox="680 623 1045 647">Chair</td> <td data-bbox="1150 623 1192 647">55</td> <td colspan="2"></td> </tr> <tr> <td data-bbox="680 656 1045 680">File</td> <td data-bbox="1150 656 1192 680">80</td> <td colspan="2"></td> </tr> <tr> <td data-bbox="680 688 1045 712">Shop Building</td> <td data-bbox="1108 688 1192 712">9,150</td> <td colspan="2"></td> </tr> <tr> <td data-bbox="680 721 1045 745">Gasoline Tank and Pumps</td> <td data-bbox="1087 721 1192 745">10,000</td> <td colspan="2"></td> </tr> <tr> <td data-bbox="680 753 1045 777">Shop Equipment</td> <td data-bbox="1087 753 1192 777"><u>11,425</u></td> <td colspan="2"></td> </tr> <tr> <td data-bbox="764 818 1045 842">Total</td> <td data-bbox="1075 818 1192 842"><u>\$30,845</u></td> <td colspan="2"></td> </tr> </tbody> </table>				Desk	\$ 135			Chair	55			File	80			Shop Building	9,150			Gasoline Tank and Pumps	10,000			Shop Equipment	<u>11,425</u>			Total	<u>\$30,845</u>		
Desk	\$ 135																														
Chair	55																														
File	80																														
Shop Building	9,150																														
Gasoline Tank and Pumps	10,000																														
Shop Equipment	<u>11,425</u>																														
Total	<u>\$30,845</u>																														

BUILDING INSPECTION DIVISION





THEO SCHEELE
Chief Building Inspector

Theo Scheele came to the City of Scottsdale in June, 1963 after 7 years' experience as a building inspection supervisor for the City of Los Angeles Department of Building and Safety. He worked for many years previous to that as a carpenter on various types of construction projects. Theo was born in St. Johns, Arizona.

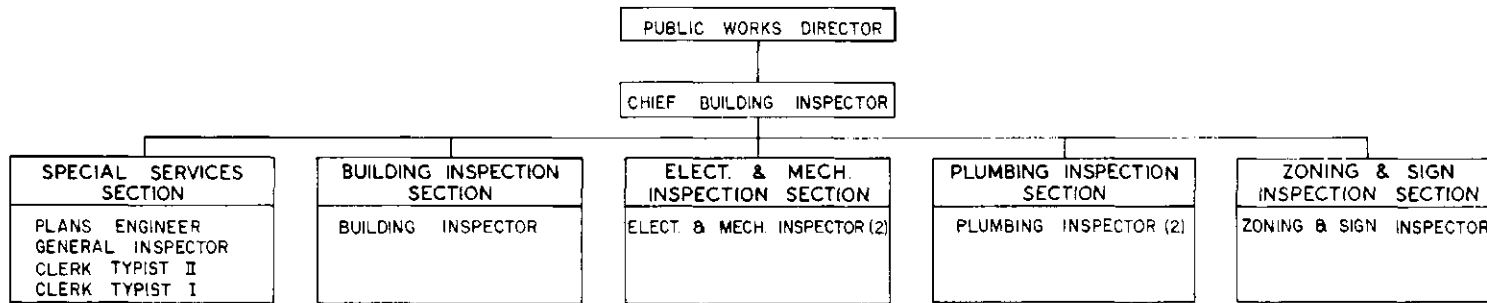
The Building Inspection Division enforces the various construction codes as well as the City Zoning Ordinance. During 1963-64, a total of 16,779 inspections were performed by personnel of this division to enforce the City's construction codes. In addition, 3,004 sign inspections were made during 1963-64 to enforce the sign provisions of the zoning ordinance. The valuation of building permits during last year totaled approximately \$16,544,000.00.

It is expected that the level of service in this division will be improved substantially during 1964-65, since the budget provides for employment of a General Inspector, who would be capable of performing all types of inspections as well as answering questions and checking complaints in the field. In addition, the position of Plans Engineer is provided in the new budget. Plans for commercial and multi-story buildings will be checked by this new member of the City staff for compliance with the various construction codes, as well as for structural soundness.

Both building activity and the level of service in this area are expected to improve considerably during the coming year.



BUILDING INSPECTION DIVISION



SUMMARY

FUNCTION	DEPARTMENT	FUND	ACCOUNT NUMBER		
Public Works	Building Inspection Division		12-18-33-44		
CLASSIFICATION	ACTUAL EXPENDITURES		ESTIMATED	REQUESTED	ALLOWED
	1961-62	1962-63	1963-64	1964-65	1964-65
PERSONAL SERVICES	\$ 26,026	\$ 33,599	\$ 50,266	\$ 65,514	\$ 73,412
CONTRACTUAL SERVICES	--	5,899	15,106	12,452	9,452
COMMODITIES	2,490	5,991	1,004	4,050	4,050
CAPITAL OUTLAYS	168	2,089	3,376	4,710	4,710
MISCELLANEOUS	2,719	--	--	--	--
TOTAL	\$ 31,403	\$ 47,578	\$ 69,752	\$ 86,726	\$ 91,624

CITY OF SCOTTSDALE, ARIZONA


PERSONAL SERVICES

FUNCTION		DEPARTMENT			FUND		ACCOUNT NUMBER	
Public Works		Building Inspection					12-18-33-44	
POSITION TITLE	NUMBER OF PERSONNEL			NO	SALARY RANGE MIN - MAX	ESTIMATED 1963-64 EXPENDITURES	FINAL 1964-65 ALLOWANCE	
	1963-64	REQUEST	ALLOWED					
Chief Building Officer	1	1	1	26	\$576-690 mo.		\$ 7,950	
General Inspector	0	1	1	23	500-600 mo.		6,130	
Plans Engineer	0	0	1	29	660-796 mo.		8,349	
Building Inspector	1	1	1	22	480-576 mo.		6,912	
Plumbing Inspector	2	2	2	22	480-576 mo.		12,172	
Electric Inspector	2	2	2	22	480-576 mo.		13,824	
Sign Inspector	1	1	1	17	380-460 mo.		5,520	
Clerk Typist II	2	2	2	11	288-346 mo.		7,232	
Total	9	10	11					
TOTAL SALARIES AND WAGES						\$46,190	\$68,089	
STATE RETIREMENT						1,406	1,995	
SOCIAL SECURITY						1,518	1,654	
INDUSTRIAL INSURANCE						681	753	
HEALTH (MEDICAL) OTHER						471	921	
SUB TOTAL BENEFITS						4,076	5,323	
TOTAL PERSONAL SERVICES						\$50,266	\$73,412	

CAPITAL OUTLAYS

FUNCTION	DEPARTMENT	FUND	ACCOUNT NUMBER								
Public Works	Building Inspection		12-18-33-44								
<table style="width: 100%; border: none;"> <tr> <td style="width: 80%;">Sedan, Compact (2)</td> <td style="width: 20%; text-align: right;">\$3,550</td> </tr> <tr> <td>Radio, Mobile (2)</td> <td style="text-align: right;">920</td> </tr> <tr> <td>Desk, Single Pedestal (2)</td> <td style="text-align: right;"><u>240</u></td> </tr> <tr> <td style="padding-left: 40px;">Total</td> <td style="text-align: right;"><u>\$4,710</u></td> </tr> </table>				Sedan, Compact (2)	\$3,550	Radio, Mobile (2)	920	Desk, Single Pedestal (2)	<u>240</u>	Total	<u>\$4,710</u>
Sedan, Compact (2)	\$3,550										
Radio, Mobile (2)	920										
Desk, Single Pedestal (2)	<u>240</u>										
Total	<u>\$4,710</u>										

REFUSE COLLECTION DIVISION




*HERMAN DEHNER
Refuse Superintendent*

Superintendent Herman Dehner started with the City in October, 1963 as Sanitation Inspector. As a result of an examination, he was promoted to Refuse Collection Superintendent in early 1964. He had been Sanitation Inspector for the City of Phoenix for approximately 7 years prior to coming to Scottsdale. In addition to 26 Refuse Wranglers, calves, cows, and bulls, Herman and his wife are responsible for 8 children.

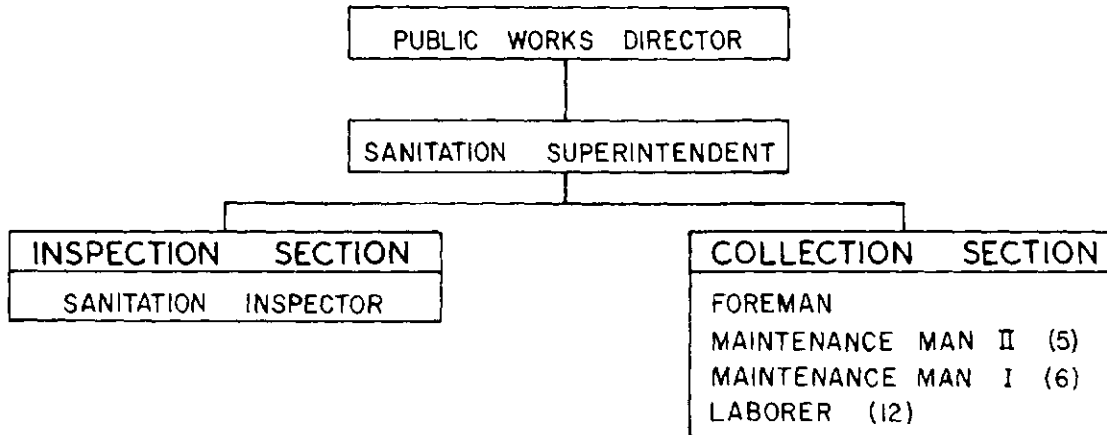
The Refuse Collection Division began municipal refuse collection service on April 8, 1964. During the time between April 8th and June 30th, the Refuse Wranglers hauled a total of 27,020 cubic yards of refuse from residential, commercial, and industrial properties inside the City.

Prior to the City's initiation of its own refuse collection, a sanitation inspection program was under way. During the last fiscal year, a total of 435 litter violations in alleys and on vacant properties were reported and remedied. In addition, 519 defective refuse containers were tagged and replaced by property owners.

The smooth-running refuse collection system has received nationwide publicity and many compliments from residents of the City. It is expected that a brush chipper, to be purchased during the coming fiscal year, will improve the level of service in terms of removal of palm tree trimmings and other bulky refuse items.



REFUSE COLLECTION DIVISION



SUMMARY

FUNCTION	DEPARTMENT	FUNG	ACCOUNT NUMBER		
Public Works	Refuse Collection Division	General	Summary		
CLASSIFICATION	ACTUAL EXPENDITURES		ESTIMATED	REQUESTED	ALLOWED
	1961-62	1962-63	1963-64	1964-65	1964-65
PERSONAL SERVICES	\$ 8,156	\$ 5,189	\$40,660	\$127,555	\$126,330
CONTRACTUAL SERVICES	310,146	447,401	475,437	89,428	89,428
COMMODITIES	5,784	40	8,562	17,083	17,083
CAPITAL OUTLAYS	877	1,208	89,443	214,196	214,196
MISCELLANEOUS	991	--	--	--	--
TOTAL	\$ 325,954	\$ 454,838	\$ 614,102	\$ 448,262	\$ 447,037

CITY OF SCOTTSDALE ARIZONA

PERSONAL SERVICES

FUNCTION		DEPARTMENT			FUND		ACCOUNT NUMBER	
Public Works		Refuse Collection Division			General		Summary	
POSITION TITLE	NUMBER OF PERSONNEL				SALARY RANGE MIN - MAX	ESTIMATED 1963-64 EXPENDITURES	FINAL 1964-65 ALLOWANCE	
	1963-64	REQUEST	ALLOWED	NO				
CONSOLIDATED PERSONAL SERVICE SCHEDULE								
Sanitation Superintendent	1	1	1	26	\$576-690 mo.		\$ 7,326	
Sanitation Foreman	1	1	1	20	440-526 mo.		5,520	
Sanitation Inspector	1	1	1	17	380-460 mo.		4,800	
Equipment Operator III	1	0	0	17	380-460 mo.		--	
Equipment Operator II	5	5	5	15	346-420 mo.		22,322	
Equipment Operator I	6	6	6	13	316-380 mo.		23,766	
Laborer	12	12	12	12	300-360 mo.		44,097	
Total	27	26	26					
Sub-Total						\$27,107	\$107,831	
Overtime						7,280	6,800	
* Refuse collection was on a contractual basis until April 7, 1964.								
TOTAL SALARIES AND WAGES						\$34,387	\$114,631	
STATE RETIREMENT						108	3,840	
SOCIAL SECURITY						1,242	4,201	
INDUSTRIAL INSURANCE						450	1,461	
HEALTH / MEDICAL / OTHER						336	2,197	
SUB TOTAL BENEFITS						2,136	11,669	
TOTAL PERSONAL SERVICES						\$36,523*	\$126,330	

CAPITAL OUTLAYS

FUNCTION	DEPARTMENT	FUND	ACCOUNT NUMBER
Public Works	Refuse Collection Division	General	Summary
CONSOLIDATED CAPITAL OUTLAYS SCHEDULE			
	Pickup	\$ 1,800	
	Sedan, Compact	1,800	
	Cabinet, Metal	80	
	Desk, Single Pedestal	120	
	Chair, Executive	55	
	Radio, Mobile (3)	1,500	
	Brush Chipper	7,500	
	Truck, Dump	10,000	
	Containers, Refuse	63,000	
	Truck, Compactor	21,000	
	Pickup, 4 Wheel Drive	2,400	
	Trailers, Refuse, Train Type	5,300	
	Payments on Present Equipment	<u>99,641</u>	
	Total	<u>\$214,196</u>	

SUMMARY

FUNCTION Public Works	DEPARTMENT Refuse Coll.		ACTIVITY Administration	FUND	ACCOUNT NUMBER 14-18-37-53	
CLASSIFICATION	ACTUAL EXPENDITURES		ESTIMATED 1963-64	REQUESTED 1964-65	ALLOWED 1964-65	
	1961-62	1962-63				
PERSONAL SERVICES	Not carried as individual			\$19,991	\$19,841	
CONTRACTUAL SERVICES	activity in these years			20,713	20,713	
COMMODITIES				688	688	
CAPITAL OUTLAYS				3,855	3,855	
MISCELLANEOUS				--	--	
TOTAL				\$45,247	\$45,097	

DETAIL

See Consolidated Personal Service Schedule - Page 109
 See Consolidated Capital Outlays Schedule - Page 110

SUMMARY

FUNCTION		DEPARTMENT	ACTIVITY	FUND	ACCOUNT NUMBER	
Public Works		Refuse Coll.	Residential Coll.		14-18-37-54	
CLASSIFICATION	ACTUAL EXPENDITURES		ESTIMATED	REQUESTED	ALLOWED	
	1961-62	1962-63	1963-64	1964-65	1964-65	
PERSONAL SERVICES	Not recorded as individual			\$91,744	\$90,827	
CONTRACTUAL SERVICES	activity during these years			12,850	12,850	
COMMODITIES				10,110	10,110	
CAPITAL OUTLAYS				18,000	18,000	
MISCELLANEOUS				--	--	
TOTAL				\$132,704	\$131,787	

DETAIL

See Consolidated Personal Services Schedule - Page 109
 See Consolidated Personal Services Schedule - Page 110

SUMMARY

FUNCTION	DEPARTMENT	ACTIVITY	FUND	ACCOUNT NUMBER	
Public Works	Refuse Coll.	Commercial Refuse		14-18-37-55	
CLASSIFICATION	ACTUAL EXPENDITURES		ESTIMATED	REQUESTED	ALLOWED
	1961-62	1962-63	1963-64	1964-65	1964-65
PERSONAL SERVICES	Not shown as individual			\$15,820	\$5,662
CONTRACTUAL SERVICES	activity during these years			15,865	15,865
COMMODITIES				6,285	6,285
CAPITAL OUTLAYS				192,341	192,341
MISCELLANEOUS				--	--
TOTAL				\$230,311	\$230,153

DETAIL

See Consolidated Personal Services Schedule - Page 109

See Consolidated Capital Outlays Schedule - Page 110

SUMMARY

FUNCTION Public Works		DEPARTMENT Refuse Coll.		ACTIVITY Land Fill		FUND	ACCOUNT NUMBER 14-18-37-56	
CLASSIFICATION	ACTUAL EXPENDITURES		ESTIMATED	REQUESTED	ALLOWED			
	1961-62	1962-63	1963-64	1964-65	1964-65			
PERSONAL SERVICES				--	--			
CONTRACTUAL SERVICES				\$40,000	\$40,000			
COMMODITIES				--	--			
CAPITAL OUTLAYS				--	--			
MISCELLANEOUS				--	--			
TOTAL				\$40,000	\$40,000			

DETAIL

No Personal Services or Capital Outlays Required




SEWER MAINTENANCE & PEST CONTROL DIVISION



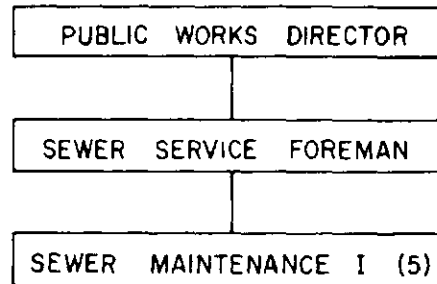
CARL OLSON
Sewer Service Foreman

Carl Olson, Foreman of the Sewer Maintenance and Pest Control Division, has been in that position with the City of Scottsdale for over 7 years, and as such is an employee with one of the longest records of service with our City. Carl served with the Cities of Prescott and Mesa in similar capacities prior to his service with Scottsdale. Carl is responsible for the cleaning and maintenance of all sewer lines in the public right-of-way, as well as the City's mosquito and pest control activity.

Among the duties of this division are cleaning and repairing all sanitary sewer lines and manholes, mosquito control, and weed control. To keep sewer lines free from obstructions, a ball-type machine is used, which enabled this division to clean over 104,000 feet of sewer lines during the 1963-64 fiscal year. Acquisition of a large spray fogger during the latter part of 1963-64 has permitted the City to provide a higher level of service in the insect control field and to replace the part time unit previously provided by Maricopa County. In addition to being used for City of Scottsdale mosquito control, the unit has been loaned to other governmental agencies in order to avert potential emergency situations. With the acquisition of this labor-saving equipment, the City is able to provide a higher level of service at the same or less cost to the citizens of Scottsdale.



SEWER MAINTENANCE & PEST CONTROL DIVISION



SUMMARY

FUNCTION	DEPARTMENT	ESTIMATED	REQUESTED	ALLOWED	
Public Works	Sewer & Pest Control Division	1963-64	1964-65	1964-65	
CLASSIFICATION	ACTUAL EXPENDITURES		ESTIMATED	REQUESTED	ALLOWED
	1961-62	1962-63	1963-64	1964-65	1964-65
PERSONAL SERVICES	\$33,718	\$36,704	\$32,840	\$27,700	\$34,486
CONTRACTUAL SERVICES	6,937	8,041	27,070	21,518	41,518
COMMODITIES	17,000	9,627	6,824	19,270	19,270
CAPITAL OUTLAYS	35,290	4,622	18,506	355,957	16,757
MISCELLANEOUS	2,349	--	--	--	--
TOTAL	\$95,294	\$58,994	\$85,240	\$424,445	\$112,031

CITY OF SCOTTSDALE, ARIZONA

PERSONAL SERVICES

FUNCTION Public Works		DEPARTMENT Sewer and Pest Control			FUND Combined		ACCOUNT NUMBER Summary	
POSITION TITLE	NUMBER OF PERSONNEL				SALARY RANGE MIN - MAX	ESTIMATED 1963-64 EXPENDITURES	FINAL 1964-65 ALLOWANCE	
	1963-64	REQUEST	ALLOWED	NO				
CONSOLIDATED PERSONAL SERVICE SCHEDULE								
Sewer Service Foreman	1	1	1	20	\$440-526 mo.		\$ 6,312	
Sewer Service Man	5	5	5	14	330-400 mo.		22,836	
Total	6	6	6					
Sub-Total						\$28,229	\$29,148	
Overtime						1,828	2,300	
TOTAL SALARIES AND WAGES						\$30,057	\$31,448	
STATE RETIREMENT						908	1,113	
SOCIAL SECURITY						1,026	1,008	
INDUSTRIAL INSURANCE						479	400	
HEALTH ; MEDICAL ; OTHER						370	517	
SUB TOTAL BENEFITS						2,783	3,038	
TOTAL PERSONAL SERVICES						\$32,840	\$34,486	

CAPITAL OUTLAYS

FUNCTION Public Works	DEPARTMENT Sewer and Pest Control	FUND Combined	ACCOUNT NUMBER Summary
Consolidated Capital Outlays Schedule			
<u>Sewer Maintenance</u>			
Truck, Water	\$12,000		
Sewer Equipment - 4 City System	2,100		
Pipe Cutter	100		
Restroom	660		
Pipe Finder	<u>250</u>		
Sub-Total	\$15,110		
<u>Weed Control</u>			
Mower, Side bar	\$ 1,147		
<u>Insect Control</u>			
Radio, Mobile	\$ 500		
GRAND TOTAL	<u><u>\$16,757</u></u>		

SUMMARY

FUNCTION		DEPARTMENT	ACTIVITY	FUND	ACCOUNT NUMBER	
Public Works		Sewer	Sewer Maint		94-18-34-48	
CLASSIFICATION	ACTUAL EXPENDITURES		ESTIMATED	REQUESTED	ALLOWED	
	1961-62	1962-63	1963-64	1964-65	1964-65	
PERSONAL SERVICES	\$33,718	\$36,704	\$32,840	\$23,122	\$30,003	
CONTRACTUAL SERVICES	6,937	8,041	27,070	20,793	40,793	
COMMODITIES	17,000	9,627	6,824	10,175	10,175	
CAPITAL OUTLAYS	35,290	4,662	18,506	348,310	15,110	
MISCELLANEOUS	2,349	--	--	--	--	
TOTAL	\$95,294	\$58,994	\$85,240*	\$402,400**	\$96,081	

DETAIL

See Consolidated Personal Service Schedule - Page 117

See Consolidated Capital Outlays Schedule - Page 118

* Includes weed and insect control costs

** Includes \$333,200 in bond fund construction projects

SUMMARY

FUNCTION	DEPARTMENT	ACTIVITY	FUND	ACCOUNT NUMBER	
Public Works	Sewer	Weed Control		14-18-34-49	
CLASSIFICATION	ACTUAL EXPENDITURES		ESTIMATED	REQUESTED	ALLOWED
	1961-62	1962-63	1963-64	1964-65	1964-65
PERSONAL SERVICES	New activity in 1964-65			\$2,661	\$2,621
CONTRACTUAL SERVICES				--	--
COMMODITIES				4,010	4,010
CAPITAL OUTLAYS				1,147	1,147
MISCELLANEOUS				--	--
TOTAL				\$7,818	\$7,778

DETAIL

See Consolidated Personal Service Schedule - Page 117

See Consolidated Capital Outlays Schedule - Page 118

SUMMARY

FUNCTION	DEPARTMENT	ACTIVITY	FUND	ACCOUNT NUMBER	
Public Works	Sewer	Insect Control		14-18-34-50	
CLASSIFICATION	ACTUAL EXPENDITURES		ESTIMATED	REQUESTED	ALLOWED
	1961-62	1962-63	1963-64	1964-65	1964-65
PERSONAL SERVICES	New activity in 1964-65			\$1,917	\$1,862
CONTRACTUAL SERVICES				725	725
COMMODITIES				5,085	5,085
CAPITAL OUTLAYS				6,500	500
MISCELLANEOUS				--	--
TOTAL				\$14,227	\$8,172

DETAIL




See Consolidated Personal Services Schedule - Page 117

See Consolidated Capital Outlays Schedule - Page 118

SECTION 3

PUBLIC SAFETY

FUNCTION: Preservation of life and property through law enforcement, crime prevention, fire protection, animal control and civil defense.



POLICE SERVICES



WALTER C. NEMETZ
Chief of Police

Born 1918 in New York City,
New York

B.S. degree in Police Science
and Public Administration from
the University of Southern Cal-
ifornia

Twenty-three years' exper-
ience in law enforcement and
police administration

Married, two sons and two
daughters

Professional Affiliations

International Association of
Chiefs of Police

Arizona Chiefs of Police As-
sociation

Pi Sigma Alpha, Public Admin-
istration Fraternity

The Scottsdale Police Department initiated many changes in procedures during 1963-64 in the primary interest of simplification and efficiency. Training of all Police personnel on a continuing basis was also instituted, along with basic Police recruit training at the Phoenix Police Academy. In an effort to keep pace with the City's rapidly expanding population, sixteen new employees were added to the Police Department during 1963-64.

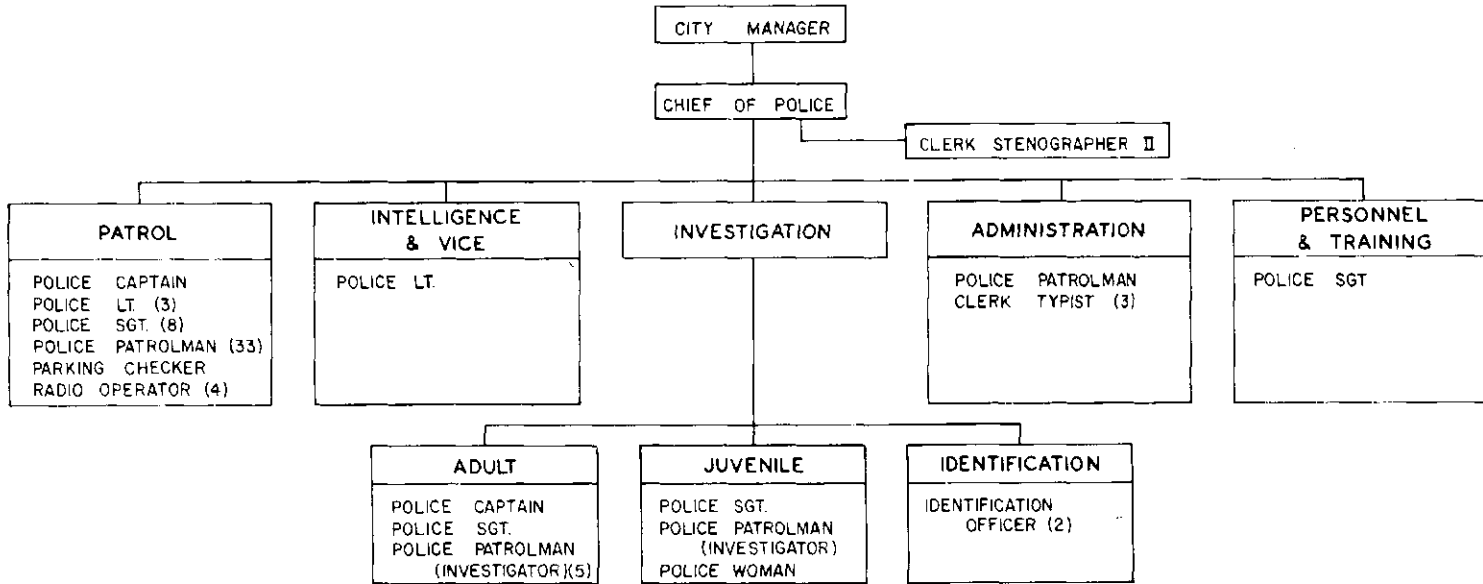
Part 1 - (Major) Crime increased over 1962-63, 13.8%. Arrests in the same category increased 30% over 1962-63. Cities across the country in Scottsdale's population class experienced an average increase of 20% in Part 1 crimes for the 1963-64 fiscal year over the 1962-63 year. In providing Police services and preventing crime, the department fleet was driven almost 500,000 miles.

It is apparent that an increasing public awareness of the effectiveness of our Police Department and its services has contributed materially to the reduction of all violations.

You may have a government more of laws and less of men, or vice versa, but you cannot have an auto-administration of the Golden Rule. Sooner or later you come to a man... at a desk in an office or in a blue coat and brass buttons - and then, to a considerable extent, the question of how far ours is a government of laws or men depends upon him.

Arthur Train

POLICE DEPARTMENT



SUMMARY

FUNCTION	DEPARTMENT	FUND	ACCOUNT NUMBER		
Public Safety	Police	General	12-21-47-67		
CLASSIFICATION	ACTUAL EXPENDITURES		ESTIMATED	REQUESTED	ALLOWED
	1961-62	1962-63	1963-64	1964-65	1964-65
PERSONAL SERVICES	\$155,387	\$259,813	\$385,231	\$540,555	\$461,534
CONTRACTUAL SERVICES	11,387	11,818	44,428	50,642	50,342
COMMODITIES	34,570	51,504	27,855	45,720	46,070
CAPITAL OUTLAYS	18,600	28,373	43,838	46,704	14,090
MISCELLANEOUS	8,865	--	--	--	--
TOTAL	\$228,809	\$351,508	\$501,352	\$683,621	\$572,036

CITY OF SCOTTSDALE, ARIZONA

PERSONAL SERVICES

FUNCTION		DEPARTMENT			FUND		ACCOUNT NUMBER	
Public Safety		Police					12-21-47-67	
POSITION TITLE	NUMBER OF PERSONNEL			SALARY RANGE		ESTIMATED 1963-64	FINAL 1964-65	
	1963-64	REQUEST	ALLOWED	NO	MIN - MAX	EXPENDITURES	ALLOWANCE	
Police Chief	1	1	1	34	\$836-1,000mo.		\$ 12,000	
Police Captain	2	2	2	26	576-690 mo.		16,560	
Police Lieutenant	3	4	4	24	526-630 mo.		28,692	
Police Sergeant	11	11	11	22	480-576 mo.		74,096	
Police Patrolman	40	52	41	19.5	430-513 mo.		230,051	
Policewoman	1	2	1	19.5	430-513 mo.		6,156	
Identification Officer	1	1	1	22	480-576 mo.		6,912	
Parking Checker	0	1	1	11	288-346 mo.		3,528	
Radio Operator	0	4	4	11	288-346 mo.		14,616	
Clerk-Stenographer II	2	2	2	14	330-400 mo.		8,456	
Clerk-Typist II	3	5	3	11	288-346 mo.		11,572	
Total	64	85	71					
Overtime						838		
Sub-Total						\$346,722		
Less Work Order Credits						1,885		
TOTAL SALARIES AND WAGES						\$344,837	\$412,639	
STATE RETIREMENT						10,997	14,495	
SOCIAL SECURITY						10,937	11,809	
INDUSTRIAL INSURANCE						5,207	5,279	
HEALTH / MEDICAL / OTHER						13,253 *	17,312 *	
SUB TOTAL BENEFITS						40,394	48,895	
TOTAL PERSONAL SERVICES						\$385,231	\$461,534	

* Includes \$3,459 for health insurance and \$9,794 for uniform allowance.

** Includes \$6,374 for health insurance and \$10,938 for uniform allowance.

CAPITAL OUTLAYS

FUNCTION	DEPARTMENT	FUND	ACCOUNT NUMBER
Public Safety	Police		12-21-47-67

Building Expansion	\$10,000
Patrol Car	3,670
Projector, 16 mm and screen	<u>420</u>
Total	<u>\$14,090</u>

FIRE SERVICES



LOUIS A. WITZEMAN
Fire Chief

Born 1924, in Akron, Ohio

Attended Dartmouth College. Received B.A. degree in journalism from University of Arizona, 1947.

Several years' experience in journalism as reporter and City Editor. Organized Rural Fire Protection Company in 1948, which now operates seven stations in two Arizona counties.

Married, two sons and two daughters.

Professional Affiliations

International Association of Fire Chiefs

National Fire Protection Association



Arizona State Firemens' Association

Fire services for the City are provided on a contract basis with Rural Fire Protection Company, also known as the Scottsdale Fire Department. The installation of fire hydrants, 63 of which are being installed currently, along with the Fire Department, has earned the City, in hydranted areas, a regrading by the National Board of Fire Underwriters. The N.B.F.U. evaluation of overall fire protection determines fire insurance rates paid by property owners. Hydranted areas now carry an N.B.F.U. Class 6, compared with non-hydranted areas, which carry an N.B.F.U. Classification 9. In addition to the hydrant installation program, fire hydrants are installed as part of paving improvement districts as a matter of course.

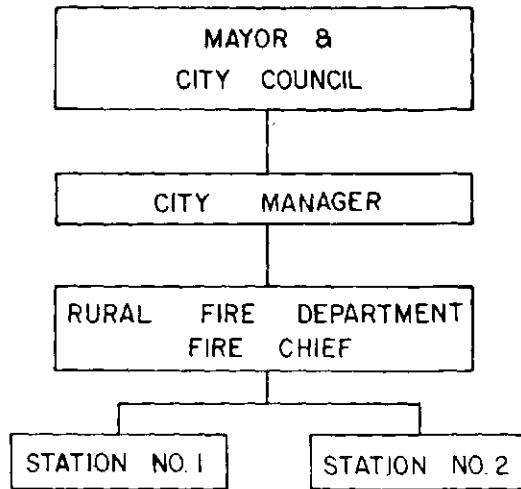
Our Fire Department, during 1963-64, experienced a 27% increase in the number of total fire alarms compared to \$75,040 or \$1.71 per capita. This compares very favorably with the national average of \$5.42 per capita.

For the 1963-64 fiscal year, the per capita cost of the City's fire protection was \$1.16, compared with a national average for cities of Scottsdale's size of \$9.01.

Highlights of the coming year are more intensive inspection and installation of fire hydrants in various paving improvement districts.



FIRE PROTECTION



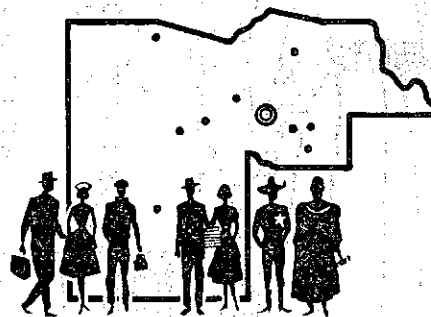
SUMMARY

FUNCTION	DEPARTMENT	FUND	ACCOUNT NUMBER		
Public Safety	Fire Protection		12-23-53-73		
CLASSIFICATION	ACTUAL EXPENDITURES		ESTIMATED	REQUESTED	ALLOWED
	1961-62	1962-63	1963-64	1964-65	1964-65
PERSONAL SERVICES	--	--	--	--	--
CONTRACTUAL SERVICES	--	\$41,804	\$47,258	\$61,500	\$61,500
COMMODITIES	--	--	--	--	--
CAPITAL OUTLAYS	27,465	--	42,000	38,500	18,900
MISCELLANEOUS	--	--	--	--	--
TOTAL	\$27,465	\$41,804	\$89,258	\$100,000	\$80,400

CITY OF SCOTTSDALE, ARIZONA

CIVIL DEFENSE SERVICES

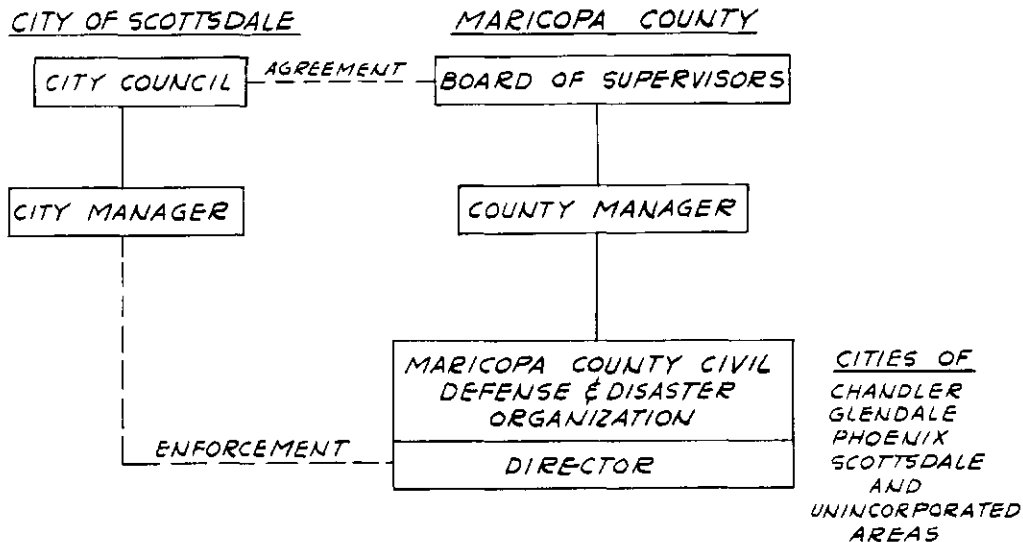
Maricopa



During 1963-64 fiscal year, the City Council authorized an agreement with Maricopa County for the county to provide civil defense and disaster planning services for the City of Scottsdale. Other cities which utilize the county for these services are Glendale, Chandler, and Phoenix.

Planning for manmade and natural disaster occurrences is now under way and plans for the operation of various departments during disasters are being prepared. It is hoped that through this planning process, the City will be in a position to provide smooth reaction to any disaster which may occur.

CIVIL DEFENSE AND DISASTER SERVICES




SUMMARY

FUNCTION	DEPARTMENT	FUND	ACCOUNT NUMBER		
Public Safety	Civil Defense	General	12-25-55-73		
CLASSIFICATION	ACTUAL EXPENDITURES		ESTIMATED	REQUESTED	ALLOWED
	1961-62	1962-63	1963-64	1964-65	1964-65
PERSONAL SERVICES	-	-	-	-	-
CONTRACTUAL SERVICES	-	-	\$3,200	\$4,000	\$2,500
COMMODITIES	\$16	-	-	-	-
CAPITAL OUTLAYS	-	-	3,800	-	-
MISCELLANEOUS	30	-	-	-	-
TOTAL	\$46		\$7,000	\$4,000	\$2,500

CITY OF SCOTTSDALE, ARIZONA

ANIMAL CONTROL SERVICES

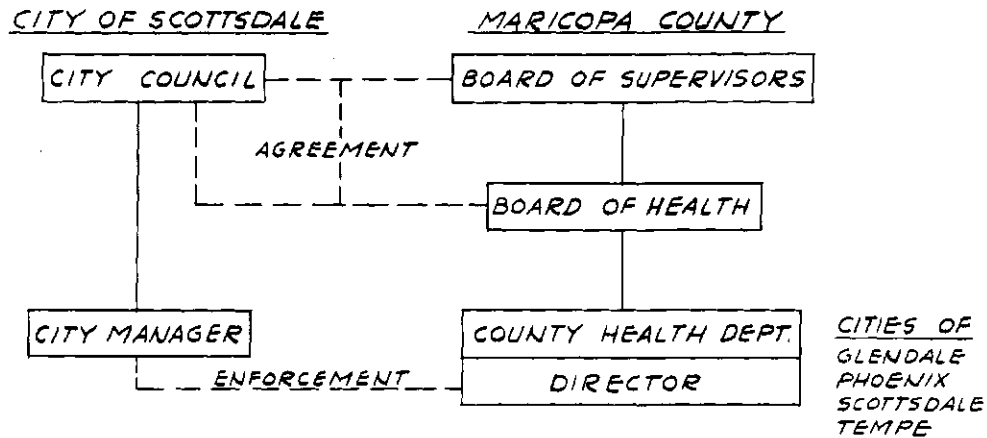
Maricopa



During the budget preparation process, the City Council requested that the amount below be set aside for enforcement of a dog control ordinance. Such an ordinance is presently under consideration by the City Council. It is contemplated that, should the Council adopt the proposed ordinance, the Maricopa County Health Department will enforce this ordinance for the City.

A dog control ordinance is a logical extension of the rabies control program now administered on a county-wide basis by the County Health Department. The cities of Tempe, Glendale and Phoenix have already enacted such ordinances in the recent past and the County Health Department will enforce these ordinances, beginning on January 1, 1965.

ANIMAL CONTROL



SUMMARY


FUNCTION	DEPARTMENT	FUND	ACCOUNT NUMBER		
Public Safety	Animal Control	General	11-24-55-75		
CLASSIFICATION	ACTUAL EXPENDITURES		ESTIMATED	REQUESTED	ALLOWED
	1961-62	1962-63	1963-64	1964-65	1964-65
PERSONAL SERVICES			-	-	-
CONTRACTUAL SERVICES			-	-	\$5,000
COMMODITIES			-	-	-
CAPITAL OUTLAYS			-	-	-
MISCELLANEOUS			-	-	-
TOTAL					\$5,000

CITY OF SCOTTSDALE, ARIZONA

SECTION 4

PARKS, RECREATION AND LIBRARY SERVICES

FUNCTION: Beautification of the City through the improvement and upkeep of public places, parks, parkways and promotion of healthful and constructive leisure-time activity for all ages through available recreational and cultural facilities.



PARKS AND RECREATION DEPARTMENT


The wide range of playground activities, city-wide sports, arts and crafts, swimming, as well as park maintenance and beautification provide leisure-time growth for the citizens of Scottsdale. Over 600,000 people participated in these diversified activities in 1963-64. A substantial increase in this number is expected during the 1964-65 year, due to increased programming and to the anticipated opening of two new five acre park sites to supplement the 12 school areas and the Community Center.

Over 1,400 people per day used the Olympic-sized pool, diving tank and wading pool, during the summer season. These swimming facilities are among the most modern public facilities in the United States, and, as is noted above, receives considerable use.

Arts and crafts activities provide leisure-time recreation for a multitude of special interest groups which range from oil painting to ceramic instruction. Courses are scheduled for the convenience of the class.

Maintenance activity includes eighteen median islands and several baseball diamonds. In addition, the Scottsdale Stadium is maintained at all times to accommodate the Boston Red Sox, the Los Angeles Angels rookie team, and local baseball teams. The Community Center grounds, and the new palm tree beautification program are also under this division's responsibility.

This department has undertaken to make the best of limited facilities and park areas by improvising and meeting many requests for service which have been heretofore unmet.



*L. B. SPACEWATER
Parks & Recreation Director*

Born 1937 in Hot Springs, Arkansas

Attended Oklahoma A. and M. College and obtained B.A. degree in Physical Education and History from Arizona State University

Five years' experience in youth work and Parks and Recreation Administration

Married, two daughters

Professional Associations

Arizona Parks and Recreation Association, Registered Secretary - Treasurer, Parks and Recreation Department League of Arizona Cities and Towns

PARKS AND

RECREATION

SERVICES

PARKS AND RECREATION COMMISSION




*GLENN CRISP
Chairman*




VIRGINIA ALBANY



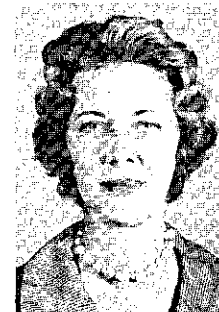
MARIE LEVANG




LESTER MATLOCK



GAIL SHAULIS

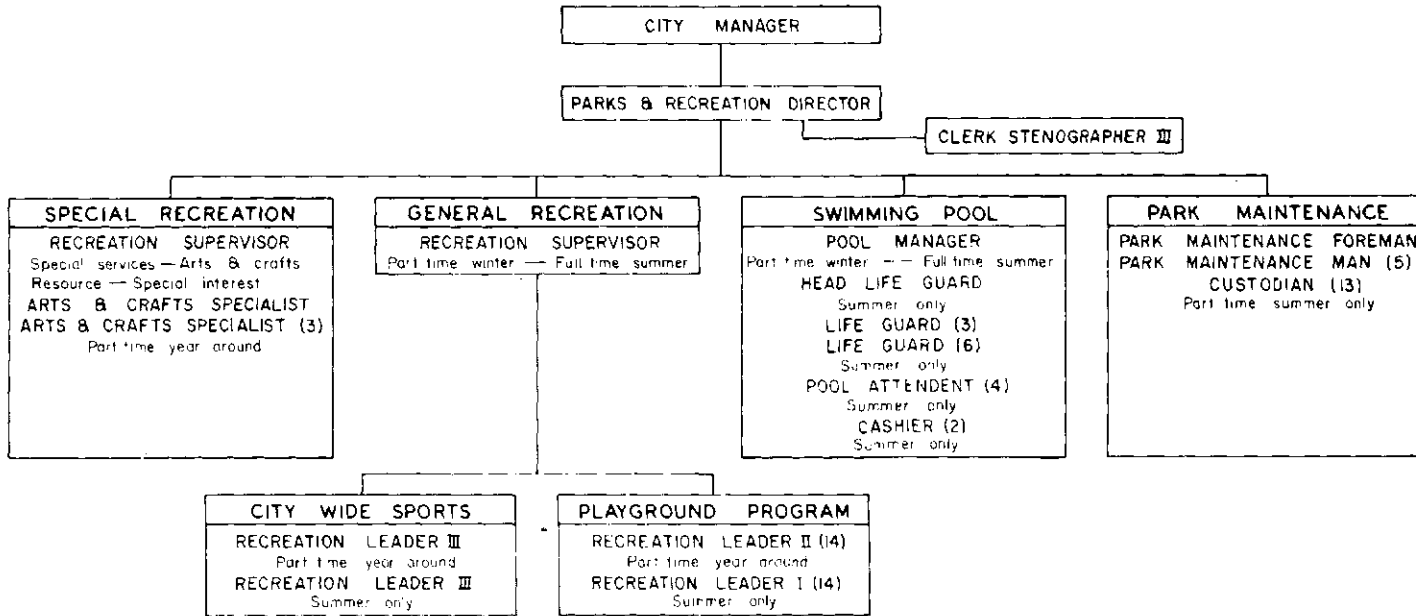


PAULINE SMITH



JOHN THOMAS

PARKS & RECREATION DEPARTMENT



SUMMARY

FUNCTION	DEPARTMENT	FUND	ACCOUNT NUMBER		
Parks, Recreation & Library	Parks and Recreation	Combined	26-29-65-85		
CLASSIFICATION	ACTUAL EXPENDITURES		ESTIMATED	REQUESTED	ALLOWED
	1961-62	1962-63	1963-64	1964-65	1964-65
PERSONAL SERVICES	\$58,556	\$61,111	\$90,200	\$139,136	\$114,641
CONTRACTUAL SERVICES	6,707	9,911	16,870	27,700	21,020
COMMODITIES	8,084	11,169	13,134	26,950	14,559
CAPITAL OUTLAYS	808	857	14,150	165,067	25,072
MISCELLANEOUS	499	--	--	--	--
TOTAL	\$74,655	\$88,048	\$134,354	\$358,853	\$175,292


CITY OF SCOTTSDALE, ARIZONA

83048

PERSONAL SERVICES

FUNCTION Parks, Recreation & Library		DEPARTMENT Parks		FUND		ACCOUNT NUMBER 26-29-65-85	
POSITION TITLE	NUMBER OF PERSONNEL			SALARY RANGE		ESTIMATED 1963-64	FINAL 1964-65
	1963-64	REQUEST	ALLOWED	NO	MIN - MAX	EXPENDITURES	ALLOWANCE
<u>FULL TIME</u>							
Parks & Recreation Director	1	1	1	26		\$576-690 mo.	\$ 8,250
Clerk-Stenographer I	1	1	1	11		288-346 mo.	4,560
Park Foreman	1	1	1	18		400-480 mo.	5,340
Park Maintenance Man I	2	6	5	13		316-380 mo.	16,684
Recreation Supervisor	1	2	1	20		440-526 mo.	5,880
Recreation Leader III	1	0	0	18		400-480 mo.	--
Recreation Leader II	4	1	1	15		346-420 mo.	4,236
Total Full Time Positions	11	12	10				\$44,950
<u>PART TIME</u>							
Clerk-Typist I	0	1	0			\$ --	\$ --
Recreation Supervisor	2	2	2			2.54 hr.	6,600
Recreation Leader III	2	2	2			2.31 hr.	3,960
Recreation Leader II	12	18	17			2.00 hr.	25,297
Recreation Leader I	12	15	15			1.66 hr.	10,278
Lifeguards	10	11	11			1.26 hr.	9,900
Cashier	2	2	2			1.52 hr.	1,200
Pool Attendants	3	4	4			1.26 hr.	1,664
Umpires	5	0	0			1.26 hr.	--
Custodian	11	13	13			2.19 hr.	1,300
Maintenance Man	2	0	0			1.73 hr.	--
Maintenance Man (Teen Age Program)	8	8	8			1.00 hr.	1,500
Total Part Time Positions	69	76	74			--	\$61,699
Sub-Total Overtime						82,894	--
TOTAL SALARIES AND WAGES						1,599	--
						\$84,493	\$106,649
STATE RETIREMENT						1,123	1,710
SOCIAL SECURITY						2,928	4,091
INDUSTRIAL INSURANCE						1,274	1,422
HEALTH / MEDICAL / OTHER						382	769
SUB TOTAL BENEFITS						5,707	7,992
TOTAL PERSONAL SERVICES						\$90,200	\$114,641

LIBRARY SERVICE



M. EUGENE WRIGHT Jr.
Librarian

Born 1936 in Alexandria, Louisiana

Attended Northwestern State College and obtained B.A. degree in Political Science and English; obtained M.S. degree in Library Science from Louisiana State University.

Four years' experience in library science and teaching

Married

Professional Affiliations


New York State and Louisiana State Certification
American Library Association
Arizona State Library Association

The Scottsdale Community Library opened 1963-64 in a new and larger location at 133 East Main Street, adjacent to the Police and City Court Building. The new location enabled more borrowers to have easier access to a larger book stock. The total book stock as of June 30, 1964 was 26,995 volumes or a 31% increase over the 20,628 volumes available for circulation as of June 30, 1963. The number of active borrowers increased almost 30% during 1963-64 over the previous fiscal year.

The library's book stock will continue to expand during 1964-65 in order to offer higher levels of service in this field. The new fiscal year began with the addition of a children's librarian to assist and organize that important section of our library. It is expected that other increases in levels of service will take place in all other library functions during 1964-65.



Edna Hostetter
Chairman



Mr. Richard Hopper




Mr. Lyman Tiff



Mrs. Joyce Creede



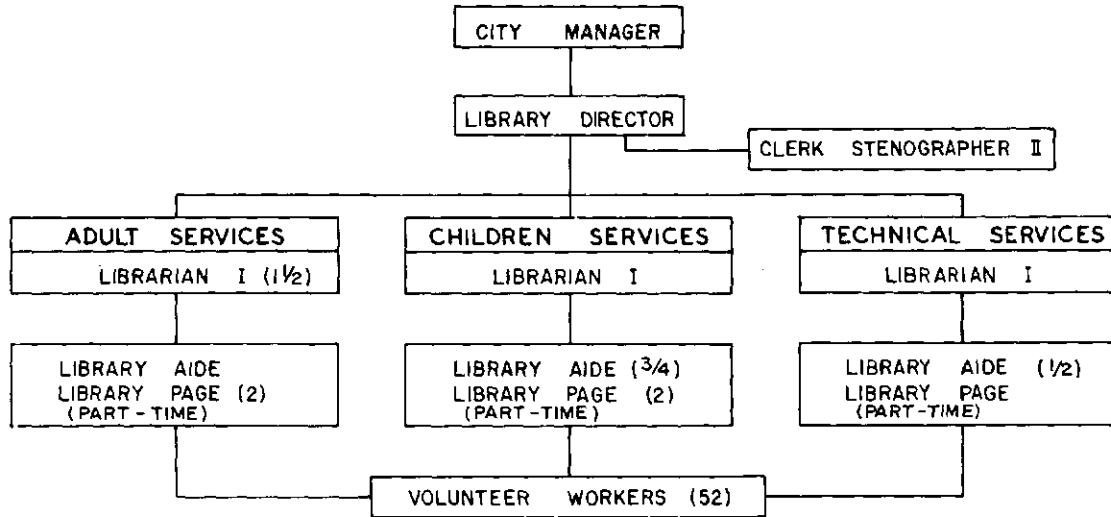
Mr. Joe Wong



Mr. Montague Machell

Not Pictured
WARREN A. AUSTIN

LIBRARY



SUMMARY

FUNCTION	DEPARTMENT	FUND	ACCOUNT NUMBER		
Parks, Recreation & Library	Library	Combined	36-27-60-80		
CLASSIFICATION	ACTUAL EXPENDITURES		ESTIMATED	REQUESTED	ALLOWED
	1961-62	1962-63	1963-64	1964-65	1964-65
PERSONAL SERVICES	\$9,337	\$17,447	\$28,187	\$79,409	\$51,858
CONTRACTUAL SERVICES	1,175	1,535	7,649	8,821	8,170
COMMODITIES	4,832	4,812	3,950	4,615	3,705
CAPITAL OUTLAYS	5,350	8,054	21,656	52,872	19,542
MISCELLANEOUS	205	--	--	--	--
TOTAL	\$20,889	\$31,848	\$61,442	\$145,717	\$83,275

CITY OF SCOTTSDALE, ARIZONA

PERSONAL SERVICES

FUNCTION		DEPARTMENT			FUND		ACCOUNT NUMBER	
Parks, Recreation & Library		Library			Combined		36-27-60-80	
POSITION TITLE	NUMBER OF PERSONNEL			SALARY RANGE		ESTIMATED 1963-64	FINAL 1964-65	
	1963-64	REQUEST	ALLOWED	NO.	MIN - MAX	EXPENDITURES	ALLOWANCE	
<u>FULL TIME</u>								
Library Director	1	1	1	29.5	\$675-816 mo.		\$ 8,741	
Librarian III	1	0	0	23	500-600 mo.		--	
Librarian I	2	5	4	20	440-526 mo.		16,885	
Library Aide	0	8	2	14	330-400 mo.		8,112	
Clerk-Stenographer II	1	1	1	14	330-400 mo.		<u>4,236</u>	
Total Full Time	5	15	8				\$37,974	
<u>PART TIME</u>								
Librarian I	1	1	1		\$2.54 hr.		2,641	
Library Clerk	4	0	0		1.24 hr.		--	
Library Page	0	6	5		1.00 hr.		5,122	
Library Aide	0	1	1		1.90 hr.		<u>1,000</u>	
Total Part Time	5	8	7				\$ 8,763	
TOTAL SALARIES AND WAGES						\$26,033	\$46,737	
STATE RETIREMENT						497	1,810	
SOCIAL SECURITY						945	1,975	
INDUSTRIAL INSURANCE						369	651	
HEALTH / MEDICAL / OTHER						343	685	
SUB TOTAL BENEFITS						2,154	5,121	
TOTAL PERSONAL SERVICES						\$28,187	\$51,858	

CAPITAL OUTLAYS

FUNCTION

Parks, Recreation & Library

DEPARTMENT

Library

FUND

ACCOUNT NUMBER

36-27-60-80

Building Repairs	\$ 1,702
Typewriter	275
Chairs (2)	160
Water Heater	75
Books	17,000
Table	120
Filing Cabinet	<u>210</u>
Total	<u>\$19,542</u>

SECTION 5

GENERAL GOVERNMENT FUNCTION

FUNCTION: To provide certain essential services of a general nature, including community promotion, debt service and other activities.

--	--

SUMMARY

FUNCTION General Government	DEPARTMENT Community Promotion	FUND	ACCOUNT NUMBER 11-70-69-89		
CLASSIFICATION	ACTUAL EXPENDITURES		ESTIMATED	REQUESTED	ALLOWED
	1961-62	1962-63	1963-64	1964-65	1964-65
PERSONAL SERVICES CONTRACTUAL SERVICES COMMODITIES CAPITAL OUTLAYS MISCELLANEOUS	\$6,244	\$19,550	\$22,003	\$30,000	\$30,000
TOTAL	\$6,244	\$19,550	\$22,003	\$30,000	\$30,000

CITY OF SCOTTSDALE, ARIZONA

City of Scottsdale, Arizona
DEBT SERVICE ANALYSIS
Fiscal Year: 1964-65

	Interest Due July 1, 1964	Principal Due July 1, 1964	Interest Due July 1, 1965	Interest Due July 1, 1965	Interest Due July 1, 1965	Total Interest	Total Principal	Total Principal and Interest
<u>Revenue Bonds</u>								
Motor Vehicle Fuel Tax	\$ 722	\$ 2,000	\$ 680	\$ 680	\$ 2,000	2,082	4,000	6,082
1957 Sewer Revenue	4,357	10,000	4,143	4,144	10,000	12,644	20,000	32,644
1961 Sewer Revenue	13,875	15,000	13,575	13,475	15,000	41,025	30,000	71,025
1964 Sewer Revenue	--	--	35,000	35,000	25,000	70,000	25,000	95,000
Total Revenue	\$ 18,954	27,000	53,398	53,399	\$ 52,000	125,751	79,000	204,751
<u>General Obligation Bonds</u>								
1957 Sewer	\$ 6,750	15,000	6,469	6,469	\$ 15,000	19,688	30,000	49,688
1960 Sewer (S1)	600	15,000	300	300	15,000	1,200	30,000	31,200
1960 Public Works (P1)	960	4,000	880	880	4,000	2,720	8,000	10,720
1960 Public Works (P3)	2,800	10,000	2,600	2,600	10,000	8,000	20,000	28,000
1961 Sewer	13,775	10,000	13,525	13,525	10,000	40,825	20,000	60,825
Community Center Contract	5,150	25,000	5,400	5,400	30,000	16,950	55,000	71,950
Total General Obligation	\$ 31,035	79,000	29,174	29,174	\$ 84,000	89,383	163,000	252,383
GRAND TOTAL								457,134
Less: Earnings of Trust Fund for 1957 & 1961 Sewer Rev. Bonds								61,854
NET APPROPRIATION								\$ 395,280

SUMMARY

FUNCTION	DEPARTMENT	FUND	ACCOUNT NUMBER		
General Government	Debt Service	Debt Service	87-80-80-90		
CLASSIFICATION	ACTUAL EXPENDITURES		ESTIMATED	REQUESTED	ALLOWED
	1961-62	1962-63	1963-64	1964-65	1964-65
PERSONAL SERVICES	--	--	--	--	--
CONTRACTUAL SERVICES	\$146,256	\$202,075	\$179,099	\$442,000	\$395,280
COMMODITIES	--	--	--	--	--
CAPITAL OUTLAYS	--	--	--	--	--
MISCELLANEOUS	--	--	--	--	--
TOTAL	--	--	--	--	\$395,280

CITY OF SCOTTSDALE, ARIZONA

This allocation is set aside to meet emergencies or unanticipated requirements which occur during the year. Funds can be transferred from the contingency allocations to the various activities only by approval of the City Council.

SUMMARY

FUNCTION	DEPARTMENT Contingencies		FUND	ACCOUNT NUMBER 00-90-99-99	
CLASSIFICATION	ACTUAL EXPENDITURES		EST. MAT'D	REQUESTED	ALLOWED
	1961-62	1962-63	1963-64	1964-65	1964-65
PERSONAL SERVICES CONTRACTUAL SERVICES COMMODITIES CAPITAL OUTLAYS MISCELLANEOUS					
TOTAL					\$ 239,055

PART IV
MUNICIPAL FUND SUMMARIES



Schedule A
 City of Scottsdale, Arizona
 GENERAL FUND SUMMARY
 Fiscal Year 1964-65

AVAILABLE FOR APPROPRIATION

Estimated Revenues:		
General Property Tax		\$ 374,421
Taxes Other than Property	\$813,000	
Licenses and Permits	54,200	
Fines and Forfeits	119,000	
Revenues from Other Agencies	555,360	
Current Services	166,500	
Interest on Investments	21,000	
Non-Revenue Receipts	98,249	
TOTAL CURRENT REVENUES		<u>1,827,309</u>
Prior Year's Revenue		<u>\$2,201,730</u>
TOTAL REVENUES		<u>24,846</u>
		<u>\$2,226,576</u>
Less Inter-Fund Transfers:		
Library Fund	\$ 79,673	
Parks and Recreation Fund	127,624	
Debt Service Fund	102,118	
TOTAL AVAILABLE FOR APPROPRIATION		<u>\$ 309,415</u>
		<u>\$1,917,161</u>
 ESTIMATED REQUIREMENTS		
Ordinary Expenses		
Estimated Requirement		\$1,817,513
Contingencies		45,648
TOTAL ESTIMATED REQUIREMENTS		<u>\$1,917,161</u>

Schedule B
 City of Scottsdale, Arizona
 PARKS AND RECREATION FUND SUMMARY
 Fiscal Year 1964-65

AVAILABLE FOR APPROPRIATION

Estimated Revenues:

Parks Revenue

\$ 30,500

\$ 30,500

TOTAL CURRENT REVENUE

Inter-fund Transfers:

General Fund

122,624

TOTAL AVAILABLE FOR APPROPRIATION

\$153,124

ESTIMATED REQUIREMENTS

TOTAL ESTIMATED REQUIREMENTS

\$153,124

Schedule C
City of Scottsdale, Arizona
LIBRARY FUND SUMMARY
Fiscal Year 1964-65

AVAILABLE FOR APPROPRIATION

Estimated Revenues:

Fines

\$ 6,300

\$ 6,300

TOTAL CURRENT REVENUES

Plus Inter-Fund Transfers:

General Fund

75,273

TOTAL AVAILABLE FOR APPROPRIATION

\$ 81,573

ESTIMATED REQUIREMENTS

TOTAL ESTIMATED REQUIREMENTS

\$ 81,573

Schedule D
City of Scottsdale, Arizona
GASOLINE TAX FUND SUMMARY
Fiscal Year 1964-65

AVAILABLE FOR APPROPRIATION

Estimated Revenues:		
Revenues from Agencies	<u>\$ 81,340</u>	\$ 81,340
TOTAL CURRENT REVENUE		59,542
Prior Years Revenue		<u>\$140,882</u>
TOTAL RESOURCES		
Less Inter-Fund Transfers:		
Debt Service		<u>\$ 3,360</u>
TOTAL AVAILABLE FOR APPROPRIATION		<u>\$137,522</u>
ESTIMATED REQUIREMENTS		
Operating Expense		<u>\$137,522</u>
TOTAL ESTIMATED REQUIREMENTS		\$137,522

Schedule E
 City of Scottsdale, Arizona
 MAJOR STREETS AND HIGHWAYS FUND SUMMARY
 Fiscal Year 1964-65

AVAILABLE FOR APPROPRIATION

Estimated Revenues		
Revenues from Other Agencies	<u>\$112,800</u>	
TOTAL CURRENT REVENUE		\$112,800
Prior Year's Revenue		<u>89,871</u>
TOTAL AVAILABLE FOR APPROPRIATION		\$202,671
ESTIMATED REQUIREMENTS		
Capital Outlay		<u>\$202,671</u>
TOTAL ESTIMATED REQUIREMENTS		\$202,671

Schedule F
 City of Scottsdale, Arizona
 SANITARY SEWER REVENUE FUND SUMMARY
 Fiscal Year 1964-65

AVAILABLE FOR APPROPRIATION

Estimated Revenues		
Sewer Rentals	<u>\$242,000</u>	
TOTAL CURRENT REVENUES		\$242,000
Prior Year's Revenues		<u>91,015</u>
TOTAL RESOURCES		\$333,015
Less Inter-Fund Transfers		
Debt Service		<u>\$146,934</u>
		\$186,081
Less Estimated Balance June 30, 1965		<u>90,000</u>
TOTAL AVAILABLE FOR APPROPRIATION		\$ 96,081
ESTIMATED REQUIREMENTS		
TOTAL ESTIMATED REQUIREMENTS		\$ 96,081

Schedule G
 City of Scottsdale, Arizona
 PUBLIC WORKS RESERVE FUND SUMMARY
 Fiscal Year 1964-65

AVAILABLE FOR APPROPRIATION

Estimated Revenues		
General Property Tax		
TOTAL CURRENT REVENUE	<u>\$262,288</u>	\$262,288
Prior Year's Revenue		<u>284,268</u>
TOTAL RESOURCES		\$546,556
Less Estimated Fund Balance June 30, 1965 ✓		<u>153,149</u>
TOTAL AVAILABLE FOR APPROPRIATION		<u>\$393,407</u>
ESTIMATED REQUIREMENTS		
Capital Outlay		<u>\$393,407</u>
TOTAL ESTIMATED REQUIREMENTS		<u>\$393,407</u>

Schedule H
 City of Scottsdale, Arizona
 DEBT SERVICE FUNDS SUMMARY
 Fiscal Year 1964-65

AVAILABLE FOR APPROPRIATION

Estimated Revenues		
General Property Tax	<u>\$142,868</u>	
TOTAL CURRENT REVENUES		\$142,868
Plus Inter-Fund Transfers:		
General Fund	\$102,118	
Gasoline Tax	3,360	
Sewer Revenue	<u>146,934</u>	
	<u>\$252,412</u>	<u>\$252,412</u>
TOTAL AVAILABLE FOR APPROPRIATION		<u>\$395,280</u>
ESTIMATED REQUIREMENTS		
Interest and Redemption		<u>\$395,280</u>
TOTAL ESTIMATED REQUIREMENTS		<u>\$395,280</u>

PART V
APPENDICES



Appendix A
City of Scottsdale, Arizona
RESOLUTION NO. 339

A RESOLUTION FINALLY DETERMINING AND ADOPTING ESTIMATES OF PROPOSED EXPENDITURES BY THE CITY OF SCOTTSDALE FOR THE FISCAL YEAR BEGINNING JULY 1, 1964, AND ENDING JUNE 30, 1965, DECLARING THAT SUCH SHALL CONSTITUTE A BUDGET OF THE CITY OF SCOTTSDALE FOR SUCH FISCAL YEAR, AND DECLARING AN EMERGENCY.

WHEREAS, pursuant to the provisions of the laws of the State of Arizona, the Charter and ordinances of the City of Scottsdale, the City Council is required to adopt a budget for the fiscal year beginning July 1, 1964, and ending June 30, 1965, and

WHEREAS, the City Council has prepared and filed with the City Clerk its tentative budget, and

WHEREAS, due notice has been given by the City Clerk, as required by law, that said tentative budget is on file and open to inspection by anyone interested, and

WHEREAS, a hearing has been had on said tentative budget, as required by law,

NOW, THEREFORE, BE IT RESOLVED BY THE COUNCIL OF THE CITY OF SCOTTSDALE, as follows:

SECTION 1. That this Council has finally determined and adopted the attached estimates of proposed expenditures for the various purposes therein named and set forth for the conduct of the business of the city government of the City of Scottsdale for the fiscal year beginning July 1, 1964, and ending June 30, 1965, and that the same shall constitute the official annual budget of the City for said fiscal year.

SECTION 2. Upon the recommendation by the City Manager and with the approval of the City Council, expenditures may be made from the appropriation for Contingencies. The transfer of any sums within any specific appropriation may be made only upon approval by the City Manager.

SECTION 3. Money from any fund may be used for any of these appropriations, except money specifically restricted by State law or City Ordinances and Resolutions.

Appendix A - (Page 2 - Cont'd.)
 City of Scottsdale, Arizona
 RESOLUTION NO. 339

PURPOSES OF PROPOSED PUBLIC EXPENSE

<u>DEPARTMENT OR NON-DEPARTMENTAL PURPOSE</u>	<u>REQUISITIONING AUTHORITY</u>	<u>AMOUNT OF APPROPRIATION 1964-65</u>
Mayor and Council	Mayor	\$ 25,863
City Manager	City Manager	42,576
City Clerk	City Clerk	32,889
City Magistrate	City Magistrate	31,355
City Attorney	City Attorney	34,467
City Treasurer	City Treasurer	8,280
Finance	Finance Director	83,164
Public Works	Public Works Director	885,113
Planning and Zoning	Planning Director	45,634
Police	Police Chief	558,366
Animal Control	City Manager	5,000
Fire	City Manager	61,500
Library	Library Director	75,273
Parks and Recreation	Parks Director	122,624
Community Promotion	City Manager	30,000
Civil Defense	City Manager	2,500
Contingencies	City Manager (with approval of City Council)	<u>79,854</u>
 TOTAL GENERAL FUND		 \$2,124,458

Appendix A - (Page 3 - Cont'd.)
 City of Scottsdale, Arizona
 RESOLUTION NO. 339

	<u>FROM PARKS AND RECREATION FUND</u>	
Parks and Recreation	Parks Director	<u>\$ 30,500</u>
	<u>FROM LIBRARY FUND</u>	
Library	Library Director	<u>\$ 6,300</u>
	<u>FROM GASOLINE TAX FUND</u>	
Public Works	Public Works Director	<u>\$ 137,522</u>
	<u>FROM MAJOR STREET AND HIGHWAY FUND</u>	
Public Works	Public Works Director	<u>\$ 202,671</u>
	<u>FROM PUBLIC WORKS RESERVE</u>	
Public Works	Public Works Director	<u>\$ 393,407</u>
	<u>FROM SANITARY SEWER REVENUE FUND</u>	
Public Works	Public Works Director	<u>\$ 96,081</u>
	<u>FROM DEBT SERVICE FUND</u>	
Debt Service Requirements	Finance Director	<u>\$ 395,280</u>
TOTAL APPROPRIATIONS 1964-65		<u><u>\$3,386,219</u></u>

Appendix A - (Page 4 - Cont'd.)
City of Scottsdale, Arizona
RESOLUTION NO. 339

SECTION 4. WHEREAS, the immediate operation of the provisions of this Resolution is necessary for the preservation of the public peace, health and safety, an EMERGENCY is hereby declared to exist, and this resolution shall be in full force and effect from and after its passage by the Council, approval by the Mayor, and publication and posting as required by law, and is hereby exempted from the referendum clause of the City Charter.

PASSED AND ADOPTED by the Council of the City of Scottsdale and APPROVED by the Mayor this 11th day of June, 1964.

John Woudenberg, Mayor

Attest:

Fern Anderson, City Clerk

Appendix B
City of Scottsdale, Arizona
ORDINANCE NO. 205A

AN ORDINANCE OF THE CITY OF SCOTTSDALE, MARICOPA COUNTY, ARIZONA, LEVYING UPON THE ASSESSED VALUATION OF THE PROPERTY WITHIN THE CITY OF SCOTTSDALE SUBJECT TO TAXATION A CERTAIN SUM UPON EACH ONE HUNDRED (\$100.00) DOLLARS OF VALUATION SUFFICIENT TO RAISE THE AMOUNT ESTIMATED TO BE REQUIRED IN THE ANNUAL BUDGET, LESS THE AMOUNT ESTIMATED TO BE RECEIVED FROM FINES, LICENSES AND OTHER SOURCES OF REVENUE; PROVIDING FUNDS FOR VARIOUS BOND REDEMPTIONS, FOR THE PURPOSE OF PAYING INTEREST UPON BONDED INDEBTEDNESS; PROVIDING A GENERAL FUND FOR GENERAL MUNICIPAL EXPENSES; AND THE PUBLIC WORKS RESERVE FUND, ALL FOR THE FISCAL YEAR ENDING THE 30TH DAY OF JUNE, 1965 AND DECLARING AN EMERGENCY.

WHEREAS, by the provisions of the City Charter and the State law, the ordinance levying taxes for the fiscal year 1964-65 is required to be finally adopted seven (7) days after the adoption of the final budget and

WHEREAS, the County of Maricopa is now the assessing and collecting authority for the City of Scottsdale, the City Clerk is hereby directed to transmit a certified copy of this ordinance to the Assessor and the Board of Supervisors of Maricopa County, Arizona.

NOW, THEREFOR, BE IT ORDAINED by the Council of the City of Scottsdale, as Follows:

SECTION 1. There is hereby levied on each One Hundred (\$100.00) Dollars of the assessed value of all property, both real and personal, within the corporate limits of the City of Scottsdale, except such property as may be by law exempt from taxation, a tax rate sufficient to raise the amount of Three Hundred Seventy-Four Thousand, Four Hundred Twenty-One (\$374,421) Dollars for the purpose of providing a GENERAL MUNICIPAL AND ADMINISTRATIVE EXPENSE FUND OF THE CITY OF SCOTTSDALE for the fiscal year ending on the 30th day of June, 1965, but not to exceed Fifty-One (\$.51) Cents per each One Hundred (\$100.00) Dollars assessed valuation of all real and personal property in the City of Scottsdale subject to taxation.

Appendix B - (Page 2 - Cont'd.)
City of Scottsdale, Arizona
ORDINANCE NO. 205A

SECTION 2. In addition to the rates set in Section 1 hereof, there is hereby levied on each One Hundred (\$100.00) Dollars of assessed value of all property, both real and personal within the corporate limits of the City of Scottsdale except such property as may be by law exempt from taxation, a tax rate sufficient to raise the sum of One Hundred Forty-Two Thousand, Eight Hundred Sixty-Eight (\$142,868) Dollars, but not more than the actual debt service due during the year for the purpose of providing an INTEREST AND REDEMPTION FUND ON OUTSTANDING BONDS OF THE CITY OF SCOTTSDALE for the fiscal year ending on June 30, 1965.

SECTION 3. In addition to the tax rates set in Sections 1 and 2 hereof, there is hereby levied upon each One Hundred (\$100.00) Dollars of assessed value of all property, both real and personal, within the corporate limits of the City of Scottsdale, except such property as may be by law exempt from taxation, a tax rate which is to be determined by the difference between the total of the rates in Sections 1 and 2 hereof, and the amount of One Dollar and Seven Cents (\$1.07) per One Hundred (\$100.00) Dollars but not to exceed Thirty-six (\$.36) Cents per each One Hundred (\$100.00) Dollars of the assessed value of all real and personal property in the City of Scottsdale subject to taxation, such sum to be set aside and used for the Public Works Reserve Fund.

If, when the actual assessed valuation of the City of Scottsdale, is finally determined for the year by Maricopa County, or for any reason the amounts as set forth in Section 1, 2 and 3 are found to be in excess of those permitted by law, such excesses are to be considered as though levied by this section for the Public Works Reserve Fund.

SECTION 4. If, for any reason, the rate of One Dollar and Seven Cents (\$1.07) per One Hundred (\$100.00) Dollars assessed valuation will not raise the taxes required in Sections 1, 2 and 3, then reductions shall be made in the following order to the extent necessary so that the total tax rate shall be One Dollar and Seven Cents (\$1.07) per One Hundred (\$100.00) Dollars assessed valuation; first, the amount levied by Section 3, and second, the amount levied by Section 1.

Appendix B - (Page 3 - Cont'd.)
City of Scottsdale, Arizona
ORDINANCE NO. 205A

SECTION 5. No failure by the County officials of Maricopa County, Arizona, to properly return the delinquent list and no irregularity in the assessment or omission in the same, or irregularity of any kind in any proceedings shall invalidate such proceedings or invalidate any title conveyed by any tax deed; nor shall any failure or neglect of any officer or officers to perform any of the duties assigned to him or to them on the day within the time specified work an invalidation of any proceedings or of any such deed or sale or affect the validity of the assessment and levy of taxes or of the judgment of sale by which the collection of the same may be enforced or in any manner affect the lien of the City upon such property for the delinquent taxes unpaid thereon, and no overcharge as to part of the taxes or of costs shall invalidate any proceedings for the collection of taxes or the foreclosure; and all acts of officers de facto shall be valid as if performed by officers de jure

SECTION 6. All ordinances and parts of ordinances in conflict herewith are hereby repealed.

SECTION 7. WHEREAS, the immediate operation of the provisions of this ordinance is necessary for the preservation of the public peace, health and safety, an EMERGENCY is hereby declared to exist, and this ordinance shall be in full force and effect from and after its passage by the Council, approval by the Mayor and publication and posting as required by law, and is hereby exempted from the referendum clause of the City Charter.

PASSED, APPROVED AND ADOPTED by the Mayor and Council of the City of Scottsdale this 18th day of June, 1964.

John W. Woudenberg, Mayor

Attest:

Fern Anderson, City Clerk

Appendix C
 City of Scottsdale, Arizona
 EXPENDITURE 10% LIMIT CHECK
 Fiscal Year: 1964-65

ESTIMATED EXPENDITURES	1963-64 BUDGET		FINAL 1964-65 BUDGET	
Adopted Budget July 1, 1963		\$2,640,026		\$3,386,219
Less:				
General Fund				
Elections	\$ 12,150		\$ 2,297	
Improvement District				
Incidentals	75,000		146,066	
Social Security	25,000		36,791	
State Retirement	25,000		38,814	
Refuse Disposal	530,600	\$667,750	447,037	\$671,005
Gasoline Tax		62,555		137,522
Major Streets & Highways		90,000		202,671
Public Works Reserve		229,038		393,407
Sanitary Sewer		56,809		96,081
Debt Service		<u>179,099</u>	<u>\$1,285,251</u>	<u>395,280</u>
Base Subject to Limitations		\$1,354,775		
Plus 10% Increase		<u>135,478</u>		
<u>1964-65 Legal Limit</u>		<u>\$1,490,253</u>		<u>\$1,490,253</u>
<u>Under Legal Limit</u>				<u><u>-0-</u></u>

Appendix D
 City of Scottsdale, Arizona
 TAX LEVY 10% LIMIT CHECK
 Fiscal Year: 1964-65

	1963-64 LEVY \$1.18		1964-65 LEVY \$1.07
<u>TAX LEVY</u>	\$643,926		\$779,577
Less:			
Public Works Reserve	\$199,773		\$262,288
Debt Service	<u>103,770</u>	<u>303,543</u>	<u>142,868</u>
Base Levy Subject to Limitation	340,383		374,421
Plus 10% Increase	<u>34,038</u>		
<u>1964-65 Legal Limit</u>	<u>\$374,421</u>		<u>\$374,421</u>
<u>Under Legal Limit</u>			<u><u>-0-</u></u>

Appendix E
City of Scottsdale, Arizona

SCHEDULE OF EXTENDED SALARY RANGES

<u>RANGE NO.</u>	<u>A</u>	<u>B</u>	<u>C</u>	<u>D</u>	<u>E</u>
1	184	192	200	210	220
2	192	200	210	220	230
3	200	210	220	230	240
4	210	220	230	240	252
5	220	230	240	252	264
6	230	240	252	264	276
7	240	252	264	276	288
8	252	264	276	288	300
9	264	276	288	300	316
10	276	288	300	316	330
11	288	300	316	330	346
12	300	316	330	346	360
13	316	330	346	360	380
14	330	346	360	380	400
15	346	360	380	400	420
16	360	380	400	420	440
17	380	400	420	440	460
18	400	420	440	460	480
19	420	440	460	480	500
20	440	460	480	500	526
21	460	480	500	526	550

Appendix E - (Page 2 - Cont'd.)
City of Scottsdale, Arizona

SCHEDULE OF EXTENDED SALARY RANGES

<u>RANGE NO.</u>	<u>A</u>	<u>B</u>	<u>C</u>	<u>D</u>	<u>E</u>
22	480	500	526	550	576
23	500	526	550	576	600
24	526	550	576	600	630
25	550	576	600	630	660
26	576	600	630	660	690
27	600	630	660	690	726
28	630	660	690	726	760
29	660	690	726	760	796
30	690	726	760	796	836
31	726	760	796	836	876
32	760	796	836	876	916
33	796	836	876	916	956
34	836	876	916	956	1000
35	876	916	956	1000	1050
36	916	956	1000	1050	1100

Appendix E - (Page 3 - Cont'd.)
City of Scottsdale, Arizona

SCHEDULE OF EXTENDED SALARY RANGES

<u>RANGE NO.</u>	<u>A</u>	<u>B</u>	<u>C</u>	<u>D</u>	<u>E</u>
1.5	188	196	205	215	225
2.5	196	205	215	225	235
3.5	205	215	225	235	246
4.5	215	225	235	246	258
5.5	225	235	246	258	270
6.5	235	246	258	270	282
7.5	246	258	270	282	294
8.5	258	270	282	294	308
9.5	270	282	294	308	323
10.5	282	294	308	323	338
11.5	294	308	323	338	353
12.5	308	323	338	353	370
13.5	323	338	353	370	390
14.5	338	353	370	390	410
15.5	353	370	390	410	430
16.5	370	390	410	430	450
17.5	390	410	430	450	470
18.5	410	430	450	470	490

Appendix E - (Page 4 - Cont'd.)
City of Scottsdale, Arizona

SCHEDULE OF EXTENDED SALARY RANGES

<u>RANGE NO.</u>	<u>A</u>	<u>B</u>	<u>C</u>	<u>D</u>	<u>E</u>
19.5	430	450	470	490	513
20.5	450	470	490	513	538
21.5	470	490	513	538	563
22.5	490	513	538	563	588
23.5	513	538	563	588	615
24.5	538	563	588	615	645
25.5	563	588	615	645	675
26.5	588	615	645	675	708
27.5	615	645	675	708	743
28.5	645	675	708	743	778
29.5	675	708	743	778	816
30.5	708	743	778	816	856
31.5	743	778	816	856	896
32.5	778	816	856	896	936
33.5	816	856	896	936	978
34.5	856	896	936	978	1025
35.5	896	936	978	1025	1075
36.6	936	978	1025	1075	1128

Appendix F
City of Scottsdale, Arizona

JOB CLASSIFICATION BY PAY RANGE

SALARY RANGE 9	(264-346) Clerk Typist 1	1.5 positions
SALARY RANGE 11	(288-346) Clerk Stenographer 1 Clerk Typist II Cashier Clerk II Parking Checker Radio Operator	3 positions 7 positions 1 position 3 positions 1 position 4 positions
SALARY RANGE 12	(300-360) Account Clerk I Laborer	1 position 12 positions
SALARY RANGE 12.5	(308-370) Key Punch Operator	1 position
SALARY RANGE 13	(316-380) Street Maintenance Man I Equipment Operator I Park Maintenance Man	4 positions 6 positions 5 positions
SALARY RANGE 13.5	(323-390) Tabulator Operator I	1 position
SALARY RANGE 14	(330-400) Clerk Stenographer II Automotive Serviceman Sewer Service Man Library Aide	4 positions 2 positions 5 positions 2 positions

Appendix F - (Page 2 Cont'd.)
City of Scottsdale, Arizona

JOB CLASSIFICATION BY PAY RANGE

SALARY RANGE 15	(346-420)	
	Street Maintenance Man II	7 positions
	Equipment Operator II	6 positions
	Recreation Leader II	1 position
	Clerk Stenographer II (Special Assignment)	1 position
SALARY RANGE 17	(380-460)	
	Clerk Stenographer III	2 positions
	Legal Stenographer	1 position
	Planning Aide	1 position
	Engineering Aide 1	2 positions
	Street Maintenance Man III	3 positions
	Sign and Signal Maintenance Man	1 position
	Sign Inspector	1 position
	Sanitation Inspector	1 position
	Equipment Operator III	
SALARY RANGE 18	(400-480)	
	Bailiff	$\frac{1}{2}$ position
	Building Maintenance Man	$\frac{1}{2}$ position
	Park Maintenance Foreman	1 position
	Recreation Leader III	
SALARY RANGE 19	(420-500)	
	Account Clerk II	1 position
SALARY RANGE 19.5	(430-513)	
	Police Patrol	41 positions
	Police Woman	1 position

Appendix F - (Page 3 Cont'd.)
City of Scottsdale, Arizona

JOB CLASSIFICATION BY PAY RANGE

SALARY RANGE 20	(440-526)	
	Street Foreman	1 position
	Auto Mechanic	1 position
	Sanitation Foreman	1 position
	Sewer Service Foreman	1 position
	Recreation Supervisor	1 position
	Librarian I	4 positions
SALARY RANGE 21	(460-550)	
	Accountant	1 position
	Buyer	1 position
	Right of Way Agent	2 positions
SALARY RANGE 22	(480-576)	
	Engineering Aide II	3 positions
	Building Inspector	1 position
	Plumbing Inspector	2 positions
	Electrical Inspector	2 positions
	Police Sergeant	2 positions
	Identification Officer	1 position
SALARY RANGE 23	(500-600)	
	City Clerk	1 position
	City Magistrate	1 position
	General Building Inspector	1 position
	Librarian III	
SALARY RANGE 24	(526-630)	
	Associate Planner	1 position
	Street Maintenance Supt.	1 position
	Police Lieutenant	4 positions

Appendix F - (Page 4 Cont'd.)
City of Scottsdale, Arizona

JOB CLASSIFICATION BY PAY RANGE

SALARY RANGE 26	(576-690)	
	Assistant City Engineer	1 position
	Traffic Maintenance Supt.	1 position
	Chief Building Official	1 position
	Sanitation Supt.	1 position
	Police Captain	2 positions
	Park and Recreation Director	1 position
SALARY RANGE 27	(600-726).	
	Assistant City Attorney	1 position
SALARY RANGE 29	(660-796)	
	Assistant City Manager	1 position
	Plans Engineer	1 position
	Library Director	1 position
SALARY RANGE 30.5	(708-856)	
	Finance Director	1 position
	City Engineer	1 position
SALARY RANGE 32.5	(778-936)	
	Planning Director	1 position
SALARY RANGE 34	(836-1000)	
	Public Works Director	1 position
	Police Chief	1 position
SALARY RANGE 36.2	(916-1,106)	
	City Attorney	1 position

* Already Purchased

Appendix G
 City of Scottsdale, Arizona
 DISTRIBUTION OF CAPITAL OUTLAY
 By Classification, Department and Activity
 Fiscal Year: 1964-65

C L A S S I F I C A T I O N O F I T E M S

<u>Activity</u>	<u>OFFICE FURNITURE</u>	<u>OFFICE EQUIPMENT</u>	<u>AUTOMOTIVE</u>	<u>OTHER EQUIPMENT</u>	<u>LAND AND PLANT</u>	<u>CONSTRUCTION</u>	<u>BOOKS</u>
City Manager	50X30 Desk, Chair, File \$310.00						
City Clerk	4 Drawer Fire P. File \$352.00						\$50.00
City Attorney	Steno Desk & Chair \$230.	Dictation Equipment \$415.00 Typewriter \$428.00					\$600.00
City Court	1 Single Ped Desk, 1 Ex. Desk, 2 Side Chair/Arms \$400.00					Paint -\$120.00 Bldg. Ad. -\$7,000.00	
Finance Dir.		Ten Key Adding Machine \$290.00 *					
Finance Accounts	Card File (1) Card Holder K.P. (2) Card Holder, Sorta- Table \$510.00						

Appendix G -Page 2 (Con't)
 City of Scottsdale, Arizona
 DISTRIBUTION OF CAPITAL OUTLAY
 BY Classification, Department and Activity
 Fiscal Year: 1964-65

C L A S S I F I C A T I O N O F I T E M S

Activity	OFFICE FURNITURE	OFFICE EQUIPMENT	AUTOMOTIVE	OTHER EQUIPMENT	LAND AND PLANT	CONSTRUCTION	BOOKS
Finance Accounts	6 Intrep Boards 6 402 Boards, 4 Collator Boards, 2 Reproducer Boards, \$520.00						
Finance Purchasing	Steno Desk \$195.00 Legal Size File Cabinet \$80.00	Electric Type- writer \$281.00 *					
Public Works Director	File \$80.00						
Engineer	Map File \$100.00 Drafting \$400.00 Other \$300.00 Book Case \$50.00	Calculator \$800.00	Sedan \$1,700.00				
Right of Way					Right of Way \$35,800.00		
Improvement District						\$136,967.00	

Appendix G -Page 3 (Cont'd)
 City of Scottsdale, Arizona
 DISTRIBUTION OF CAPITAL OUTLAY
 By Classification, Department and Activity
 Fiscal Year: 1964-65

C L A S S I F I C A T I O N O F I T E M S

<u>Activity</u>	<u>OFFICE FURNITURE</u>	<u>OFFICE EQUIPMENT</u>	<u>AUTOMOTIVE</u>	<u>OTHER EQUIPMENT</u>	<u>LAND AND PLANT</u>	<u>CONSTRUCTION</u>	<u>BOOKS</u>
Street Maintenance	Map Rack \$80.00		2 Pick Up \$4,000. Small Roller \$3,200.00 L.P. Equipment Dump Truck Roller, Grader Leader \$16,367.	Welder \$1,300. Tailgate Spreader (4) \$1,000. Compressor & Air Tools \$5,100. Signals & Conduit		Slurry Seal \$9,000.00 Curbs \$625.00	
Construction Traffic Signals				Signal & Conduit \$30,200. Test Equip. \$596.00	625		
Equipment Maintenance	Desk, Chair, File \$270.00			Shop Equipment \$11,425.00		Shop Building \$9,150.00 Gas Tank \$10,000.00	
Building Inspection			Sedans (2) \$3,550.00 2 Desks \$240.00	2 Radios \$920.00			
Sanitation - Refuse Admin.	Desk, Chair File \$255.00		Pickup \$1,800.00 Sedan \$1,800.00				

Appendix G -Page 4 (Cont'd)
 City of Scottsdale, Arizona
 DISTRIBUTION OF CAPITAL OUTLAY
 By Classification, Department and Activity
 Fiscal Year: 1964-65

C L A S S I F I C A T I O N O F I T E M S

<u>Activity</u>	<u>OFFICE FURNITURE</u>	<u>OFFICE EQUIPMENT</u>	<u>AUTOMOTIVE</u>	<u>OTHER EQUIPMENT</u>	<u>LAND AND PLANT</u>	<u>CONSTRUCTION</u>	<u>BOOKS</u>
Sanitation- Residential			Stake Bed Truck \$10,000.00	Auto Radio \$500. Trailors \$5,300. Brush Chipper \$7,500.00	LoDal Lease \$99,641.32		
Commercial			Pick Up (4X4) \$2,400.00 Compacters \$21,000.00	Containers \$63,000.00 2 Radios \$1,000.			
Sewer -Maint. Weeds			Water Tank \$12,000.00	Pipe Finder \$250. Pipe Cutter \$100. 4 For City Sewer Plant \$2,100. Bar mover \$1,147. Radio \$500.00		Restroom \$660.00	
Planning	Desk, \$120.00 Drafting Table \$145. Stool \$45.00 Extra Chair \$55.00						
Fire						Hydrants \$18,900.00	
Library	Steno Chair \$60.00 File Cabinet \$210.00	1 Typewriter \$275.00 Table and Chairs \$240.00		Water Heater \$75.00	General \$1,702.00		\$17,000.

Appendix G -Page 5 (Cont'd)
 City of Scottsdale, Arizona
 DISTRIBUTION OF CAPITAL OUTLAY
 By Classification, Department and Activity
 Fiscal Year: 1964-65

C L A S S I F I C A T I O N O F I T E M S

Activity	OFFICE FURNITURE	OFFICE EQUIPMENT	AUTOMOTIVE	OTHER EQUIPMENT	LAND AND PLANT	CONSTRUCTION	BOOKS
Parks		4 Heavy Duty Tables \$260.00	Pick Up	Sprinkler system \$6,792. Cash Register \$570.00 2 Diving Boards \$560. 10 Benches \$330. 2 Swing Sets \$242. 2 10" whirls \$596. 2 Ponies \$99.00 Potters wheel \$300.00 Kiln \$230. Stereo Outfit \$132. 9 H.P. Mower \$175. Mower \$105. Portable Bleachers \$1,500. 10 Steel Frame Tables \$510. Baseball back- stop \$332. Flail mower \$948. Seeder \$742. Loader \$2,631. Tractor with Attachments \$7,500.00	Stadium Pay Off \$3,500.00	8 Shuffle Board Courts \$894.00 8 Horseshoe Courts \$134.00 Fence \$514. Rewire house \$300.00 Refrigeration \$800.00	

Appendix H
 City of Scottsdale, Arizona
 DIRECTORY OF CITY OFFICIALS
 October 1, 1964

MAYOR AND CITY COUNCIL MEETING 1st and 3rd Mondays, 8:00 P.M. 131 East Main Street, Scottsdale

<u>NAME</u>	<u>ADDRESS</u>	<u>HOME PHONE</u>	<u>OFFICE PHONE</u>
C. W. Clayton, Mayor	119 W. Indian School Rd., Scottsdale	WH 5-5148	WH 6-1371
Herb Caywood	8221 E. Lewis, Scottsdale	WH 6-5280	WH 7-5447
Leonard Johnson	8218 E. Wilshire Dr., Scottsdale	WH 6-3864	AL 4-3864
Joseph Meier	8325 E. Mariposa Dr., Scottsdale	WH 6-2442	AL 2-4045
Jack Senini, Jr.	8208 E. Highland Ave., Scottsdale	WH 5-2251	AM 4-4479
Dr. B. L. Tims, O. D.	8426 E. Crestwood Way, Scottsdale	WH 5-6013	WH 7-4349
R. M. Auxier	7043 E. Latham, Scottsdale	WH 6-2056	WH 6-3991

PLANNING & ZONING COMMISSION MEETINGS 2nd and 4th Mondays, 8:00 P.M. 131 East Main Street, Scottsdale

Ed Keagan, Chairman	11-12-64 5110 N. 73rd St., Scottsdale	WH 5-8127	WO 7-8218
William Arthur	11-12-68 6644 E. Coronado Rd., Scottsdale	WH 5-2018	BR 2-1341
Barry Burton	11-12-65 6646 E. Monterosa, Scottsdale	WH 5-1456	
Robert L. Davis	6-18-69 461 W. 6th St., Scottsdale	WH 5-9296	BR 5-4792
Harry Hartley	11-12-66 4816 N. Woodmere Fairway, Scottsdale	WH 7-5547	
Dr. Kermit Keeley	1- 7-70 417 S. Creighton Ct., Scottsdale	WH 7-5120	WH 7-3729
Richard Thiel	11-12-66 449 W. 6th St., Scottsdale	WH 5-9156	AL 4-9251

BOARD OF ADJUSTMENTS MEETINGS 1st and 3rd Wednesdays, 8:00 P.M. 131 East Main Street, Scottsdale

Mathew Shannon, Chairman	9-26-65 3332 N. 62nd Pl., Scottsdale	WH 7-5382	AM 4-4716
William Hansmeyer	11- 4-66 8726 E. Starlight Way, Scottsdale	WH 6-6646	
Kent B. Huson	6-19-66 3520 N. 63rd Pl., Scottsdale	WH 5-2401	WH 5-6344
Harold Kennedy	9-26-65 525 W. 1st St., Scottsdale	WH 5-1263	
Forrest Kohn	9-25-65 4614 N. 76th St., Scottsdale	WH 6-2611	
Robert Zumstein	4-18-66 2310 N. 81st Way, Scottsdale	WH 6-2261	WH 4-1021

Appendix H - Page 2 (Cont'd)
 City of Scottsdale, Arizona
 DIRECTORY OF CITY OFFICIALS
 October 1, 1964

PARKS & RECREATION COMMISSION 2nd and 4th Wednesdays 8:00 P.M. 60 W. Indian School Rd., Scottsdale

Glenn Crisp, Chairman-	6-30-65	8631 E. Chaparral, Scottsdale	WH 6-5866	
Virginia Albany	7-2-66	7000 E. Camelback, Scottsdale		WH 5-0781
Mrs. Joe Levang	9-1-67	8209 E. Sheridan, Scottsdale	WH 6-6280	
Lester Matlock	6-30-65	6808 E. Osborn Road, Scottsdale	WH 5-5878	261-7456
Gail Shaulis	6-30-65	450 W. 2nd Street, Scottsdale	WH 5-6354	
Pauline Smith	7-2-66	7327 E. Palm Lane, Scottsdale	WH 5-3014	
John Thomas	8-14-65	8007 E. Palm Lane, Scottsdale	947-0817	

ARCHITECTURAL BOARD

MEETINGS ON CALL

Mark Cockrill		607 E Third Street, Scottsdale	WH 5-2072	
Paul Hulderman		6347 E. Rose Circle, Scottsdale	WH 6-1631	
Robert Kahl		460 West 4th Street, Scottsdale	945-9624	945-1961
Ray Parrish		P.O. Box 454, Scottsdale	WH 5-8292	
Carl Seidner		53 E. Main Street, Scottsdale	WH 5-6717	WH 6-6588
John S. Simon		6111 N. Camelback Road, Scottsdale	946-5203	947-0735

PERSONNEL BOARD

MEETINGS ON CALL

John LaSota		43 West 4th Street, Scottsdale	WH 5-0529	946-9861
Robert Norman, Jr.		8412 E. Oak Street, Scottsdale	945-0074	
Howard Heaton		4347 N. 78th Street, Scottsdale	WH 6-1482	

Appendix H - Page 3 (Cont'd)
 City of Scottsdale, Arizona
 DIRECTORY OF CITY OFFICIALS
 October 1, 1964

LIBRARY BOARD

MEETING 1st and 3rd Wednesdays 8:00 P.M. Scottsdale Public Library

Mrs. Edna Hostetler, Chairman	2706 N. 69th Place, Scottsdale	WH 5-3728	
Joyce Creede	7101 E. Chaparral Road, Scottsdale	WH 5-3210	
Warren A. Austin	6933 E. Thomas Road, Scottsdale	WH 5-8886	
Lyman L. Tifft	8643 E. Sage Drive, Scottsdale	946-3684	
Montague Machell	120 Cattle Track, Scottsdale		
Richard Hopper	8649 E. San Miguel, Scottsdale		
Joe Wong	8018 E. Elm Drive, Scottsdale	WH 5-0843	

BOARD OF APPEALS

MEETING Each Monday 5:30 P.M. 60 W. Indian School Rd. Scottsdale

Ray Parrish	103 N. Brown Avenue, Scottsdale	WH 5-8292	
Vaughn Shaw	6863 E. Vernon, Scottsdale	947-4656	
Joe Wong	8018 E. Elm Drive, Scottsdale	WH 5-9591	
Bob Williams	7248 E. Coronado, Scottsdale	946-9426	945-2609
C. O. Gilliam	29-A Pima Plaza, Scottsdale	945-3046	

ELECTRICAL ADVISORY BOARD

MEETING 1st Monday 7:30 P.M. 60 W. Indian School Rd., Scottsdale

Norman E. Boettcher	8109 E. Windsor, Scottsdale	WH 7-1406	
Sam Hookham	7437 E. Fillmore, Scottsdale	948-2983	
Delmar Stiffler	5814 E. Lewis, Scottsdale	WH 6-2133	WH 5-7511
Richard O. Poulin	4238 N. 68th Place, Scottsdale	WH 5-6896	
George Carter (Alt.)	8502 E. Pasadena, Scottsdale	945-1857	
Roger Nettlow (Alt.)	8407 E. Granada Road, Scottsdale	947-4857	
Keith Smith (Alt.)	8333 E. Devonshire, Scottsdale		273-5516

Appendix H - Page 4 (Cont'd)
 City of Scottsdale, Arizona
 DIRECTORY OF CITY OFFICIALS
 October 1, 1964

<u>TITLE</u>	<u>NAME</u>	<u>ADDRESS</u>	<u>HOME PHONE</u>	<u>OFFICE PHONE</u>
City Manager	Richard Malcolm	8507 E. Valley Vista Drive	947-9349	947-4211 -54
City Attorney	Osmond Burton, Jr.	2315 N. 80th Place	947-1670	947-4211-62
City Magistrate	Thomas Felke	6438 E. Sheridan	WH 5-7540	947-4211-40
City Clerk	Fern Anderson	7107 E. Earll Drive	945-6194	947-4211 -30
City Treasurer	Agnes Licklider	77 W. Third Ave.	945-3192	947-4211 -61
Assistant City Manager	Thomas L. Cochran	8066 E. Cambridge	947-1090	947-4211 -55
Finance Director	Donald M. Van Dyke	8702 E. Montebello Ave.	947-9536	947-4211-66
Planning Director	George Fretz	8237 E. Coolidge	945-4235	947-4211 -60
Public Works Director	Marc Stragier	8201 Monterey Way	947-9039	947-4211 -56
City Engineer	Kenneth McDonald	4721 N. 70th St.	946-2885	947-4211 -43
Assistant City Engineer	Richard Pearce	7753 E. Avalon Drive	947-1640	947-4211 -46
Traffic Engineer	Richard Brown	8525 E. Sage Drive	945-8165	947-4211 -45
Street Superintendent	Jack Bushnell	2422 N. 72nd Place	947-3665	947-4211 -44
Refuse Superintendent	Herman Dehner	7432 E. Portland	947-2584	947-4211 -35
Chief Building Inspector	Theo Scheele			947-4211 -41
Automotive	Virgil Watkins	7538 E. Taylor	WH 6-7881	947-4211
Sewer Chief	Carl Olson	8101 E. Clarendon Ave.	945-9615	947-4211 -44
Police Chief	Walter Nemetz			
Fire Chief	Lou Witzeman	105 W. Marlette -Phoenix	266-0360	945-4151
Civil Defense	Tom Cochran	8066 E. Cambridge	947-1090	947-4211 -55
Parks & Recreation Director	L. B. Scacewater	8337 E. Turney	945-7001	947-4211 -77
Librarian	M. E. Wright, Jr.	8534 E. McDonald Drive	947-2094	947-4211 -75



Acknowledgement and appreciation are hereby expressed to The Arizonian, the Scottsdale Daily Progress, and the Scottsdale Chamber of Commerce, for many of the photographs used in this budget report; also to Mr. Dickson Hartwell and Mr. Max Downey for their assistance in its preparation.