

SCOTTSDALE POLICE DEPARTMENT CRIME LABORATORY BLOOD ALCOHOL FACE SHEET

ANALYSIS DATE 10/01/19 SEQUENCE NAME 01Oct19

EQUIPMENT

Pipettor Hamilton ML600EH7497 Hamilton ML600GJ10749
 Gas Chromatograph Agilent US14173023

INSTRUMENT CALIBRATION

Vial 1 0.02 calibrator Lot FN03241604 Coefficient of determination (r²)
 Vial 2 0.10 calibrator Lot FN02271802 1.00000
 Vial 3 0.20 calibrator Lot FN06231704
 Vial 4 0.40 calibrator Lot FN05131606

CALIBRATION VERIFICATION AND RESOLUTION TEST

Vial	Sample	Expected result	Measured result	Manufacturer/lot
5	blank	Not detected	Not detected	SPD lab 080519
6	Volatiles mixture	6 compounds	6 compounds	SPD lab 070819
7	Aqueous control	0.400 g/dL	0.403 g/dL	Lipomed 08012015-C
8	Aqueous control	0.040 g/dL	0.039 g/dL	Lipomed 09022015-A
9	Blood control	0.198 g/dL	0.199 g/dL	ACQ 407041529/13
20	Aqueous control	0.080 g/dL	0.080 g/dL	Lipomed 03102016-A/1
31	Aqueous control	0.150 g/dL	0.152 g/dL	Lipomed 09022015-C
42	Blood control	0.198 g/dL	0.201 g/dL	ACQ 407041529/13
53	Aqueous control	0.400 g/dL	0.411 g/dL	Lipomed 08012015-C
54	Aqueous control	0.040 g/dL	0.040 g/dL	Lipomed 09022015-A
55	Blood control	0.198 g/dL	0.203 g/dL	ACQ 407041529/13
56	blank	Not detected	Not detected	SPD Lab 040919WB

SUBJECT SAMPLES

Subjects in the sequence 20 Subjects requiring reanalysis 0

ADDITIONAL NOTES: All testing proceeded as expected.

Run valid Run invalid KOSECKI 10/2/19 Analyst
 Run valid Run invalid HR... 10/3/19 Technical Reviewer

Scottsdale Police Department Crime Laboratory Sequence Quality Assurance Summary

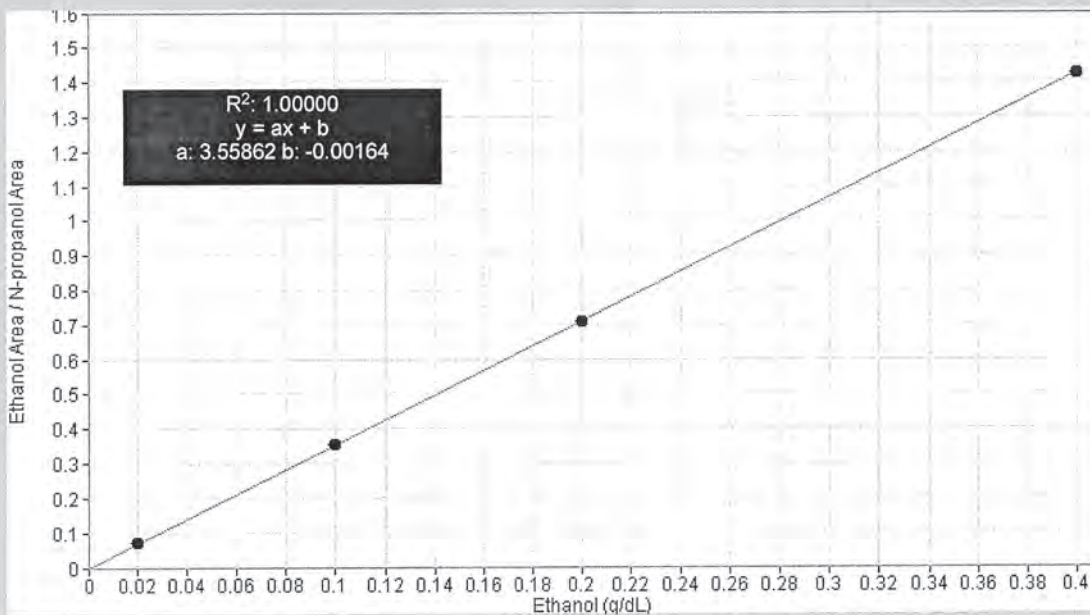
SEQUENCE NAME: 01Oct19

ANALYST: Kosecki *AK*

Sample Name	Vial	Measured Value (g/dL)	Expected Value (g/dL)	Percent Difference	Absolute Difference (g/dL)
blank 080519	5	negative	negative	-	-
0.400 08012015-C	7	0.403	0.400	0.75	0.003
0.040 09022015-A	8	0.039	0.040	2.50	-0.001
0.198 407041529/13	9	0.199	0.198	0.51	0.001
0.080 03102016-A/1	20	0.080	0.080	0.00	0.000
0.150 09022015-C	31	0.152	0.150	1.33	0.002
0.198 407041529/13	42	0.201	0.198	1.52	0.003
0.40 08012015-C	53	0.411	0.400	2.75	0.011
0.04 09022015-A	54	0.040	0.040	0.00	0.000
0.198 407041529/13	55	0.203	0.198	2.53	0.005
blank 040919WB	56	negative	negative	-	-

Calibrator	Ethanol Area	N-propanol Area	Ratio
0.020	11.768	169.783	0.069
0.100	60.380	170.423	0.354
0.200	121.977	171.701	0.710
0.400	247.964	174.420	1.422

Calibration Line



Scottsdale Police Department Crime Lab Volatiles Analysis

Sample: FN03241604	Vial: 1
Description: 0.020 calibrator	Sequence: 01Oct19
Method: ethanol quant.M	Injection date: 10/1/2019 2:51:57 PM
Instrument: US14173023 CN14160045	Analyst: Kosecki <i>AK</i>
Data file: C:\Chem32\11\Data\01Oct19\1.D	

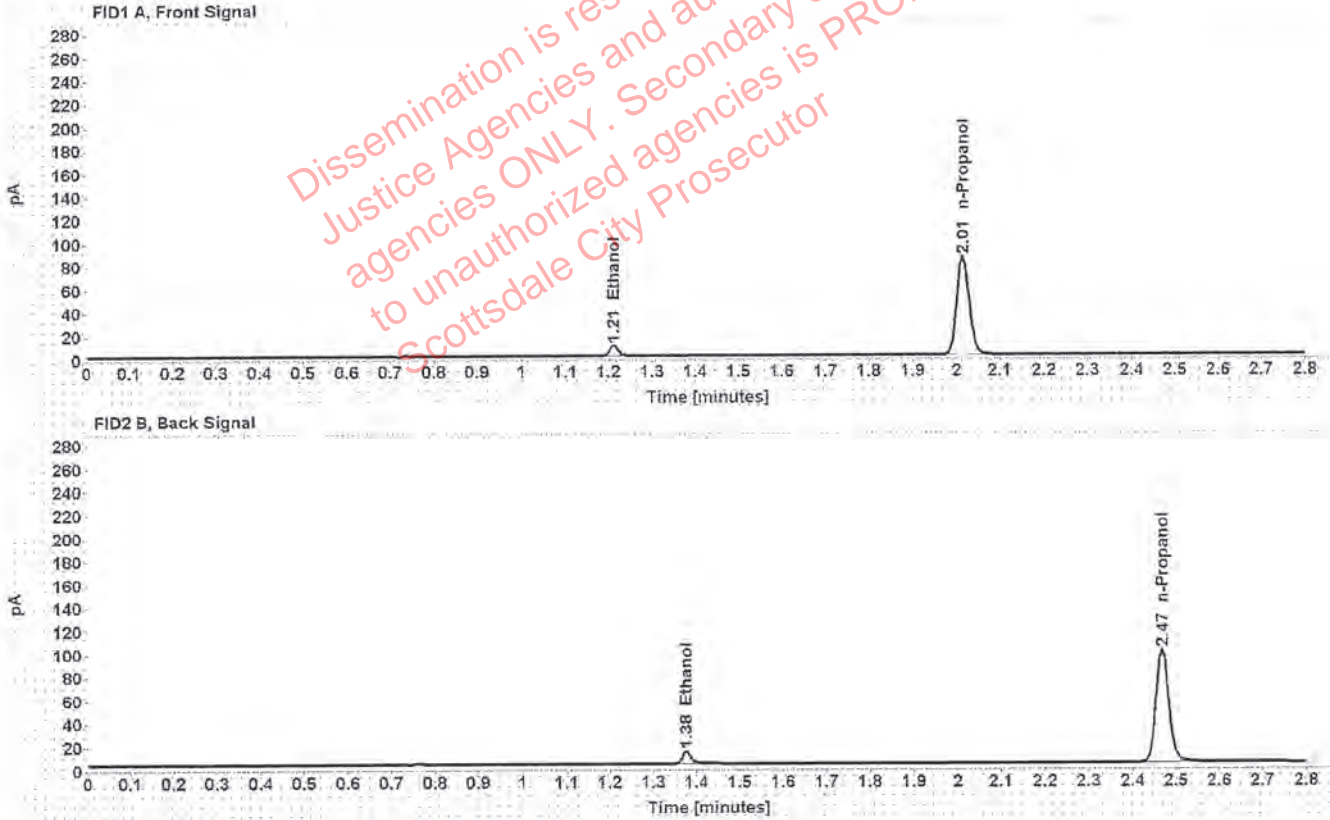


Table 1: FID 1 A (column DB-ALC1)

Compound	Time (min)	Peak Area
Ethanol	1.212	11.768
n-Propanol	2.014	169.783

Table 2: FID 2 B (column DB-ALC2)

Compound	Time (min)	Peak Area
Ethanol	1.376	14.175
n-Propanol	2.468	200.149

Scottsdale Police Department Crime Lab Volatiles Analysis

Sample: FN02271802	Vial: 2
Description: 0.100 calibrator	Sequence: 01Oct19
Method: ethanol quant.M	Injection date: 10/1/2019 2:55:58 PM
Instrument: US14173023 CN14160045	Analyst: Kosecki <i>K</i>
Data file: C:\Chem32\1\Data\01Oct19\2.D	

Dissemination is restricted to Criminal Justice Agencies and authorized Non-C.J. agencies ONLY. Secondary dissemination to unauthorized agencies is PROHIBITED. Scottsdale City Prosecutor

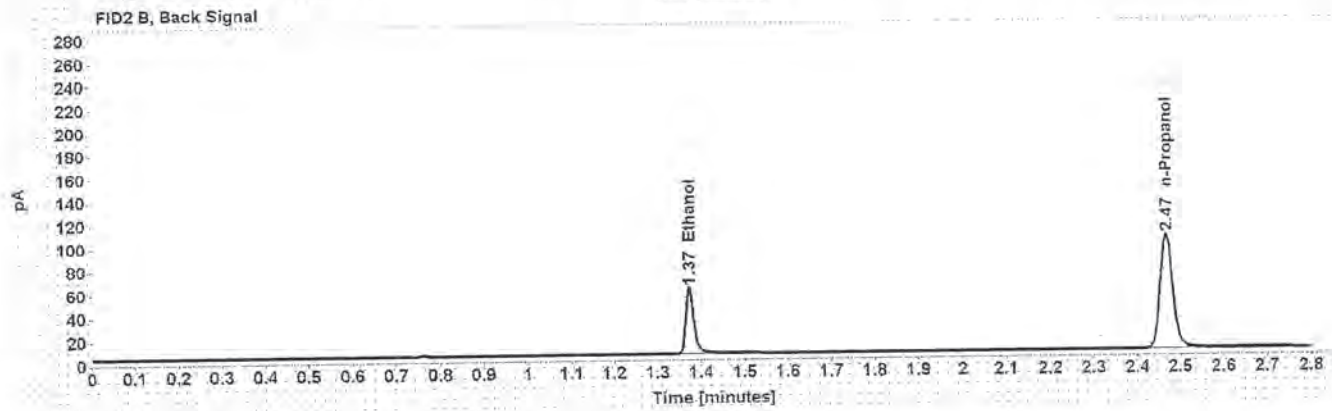
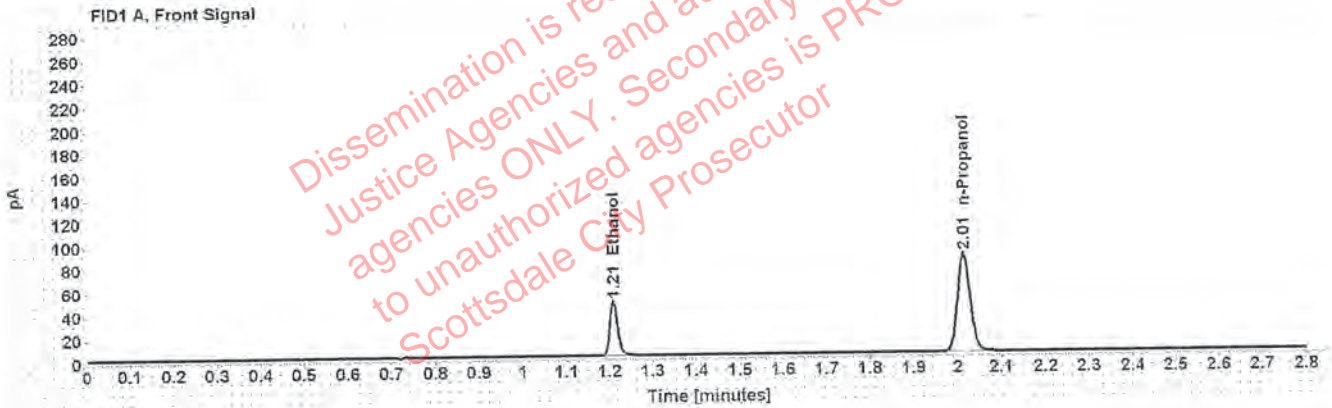


Table 1: FID 1 A (column DB-ALC1)

Compound	Time (min)	Peak Area
Ethanol	1.209	60.380
n-Propanol	2.014	170.423

Table 2: FID 2 B (column DB-ALC2)

Compound	Time (min)	Peak Area
Ethanol	1.374	73.440
n-Propanol	2.468	202.395

Scottsdale Police Department Crime Lab Volatiles Analysis

Sample: FN06231704	Vial: 3
Description: 0.200 calibrator	Sequence: 01Oct19
Method: ethanol quant.M	Injection date: 10/1/2019 2:59:57 PM
Instrument: US14173023 CN14160045	Analyst: Kosecki <i>K</i>
Data file: C:\Chem32\1\Data\01Oct19\3.D	

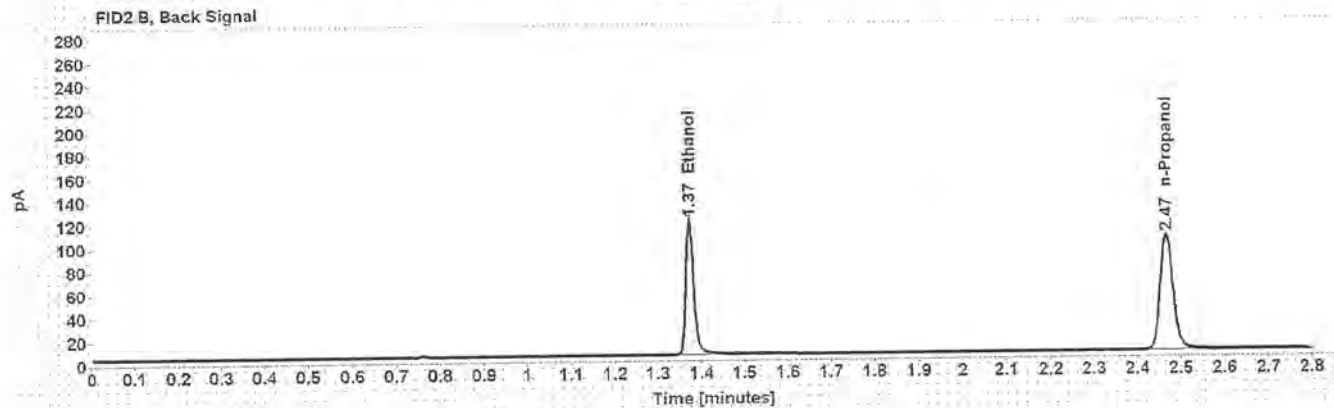
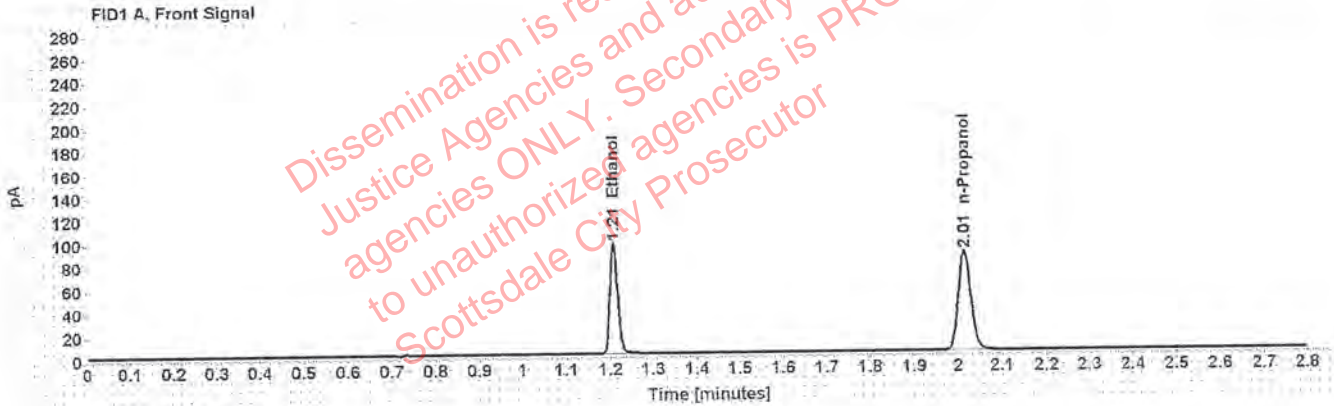


Table 1: FID 1 A (column DB-ALC1)

Compound	Time (min)	Peak Area
Ethanol	1.208	121.977
n-Propanol	2.014	171.701

Table 2: FID 2 B (column DB-ALC2)

Compound	Time (min)	Peak Area
Ethanol	1.373	149.253
n-Propanol	2.467	204.474

Scottsdale Police Department Crime Lab Volatiles Analysis

Sample: FN05131606	Vial: 4
Description: 0.400 calibrator	Sequence: 01Oct19
Method: ethanol quant.M	Injection date: 10/1/2019 3:03:58 PM
Instrument: US14173023 CN14160045	Analyst: Kosecki <i>K</i>
Data file: C:\Chem32\1\Data\01Oct19\4.D	

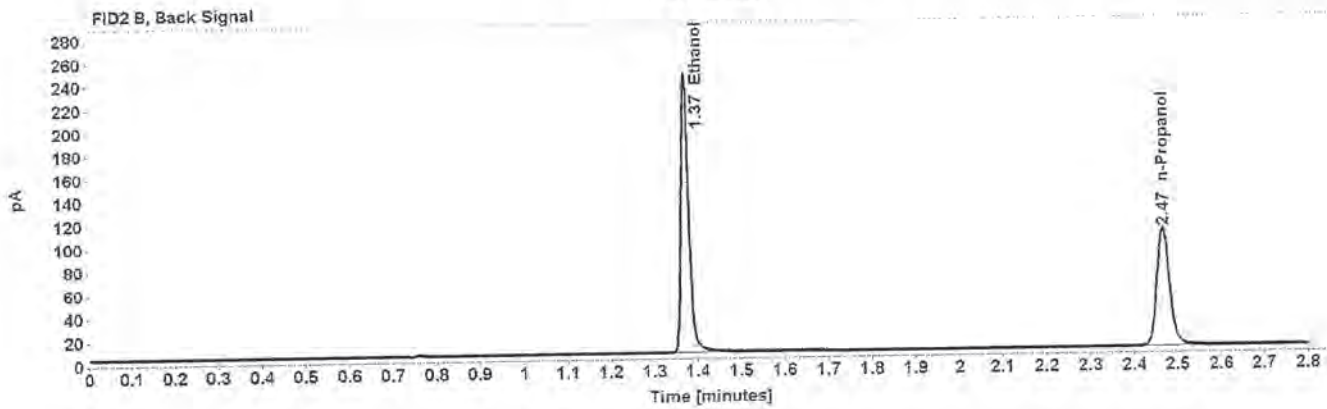
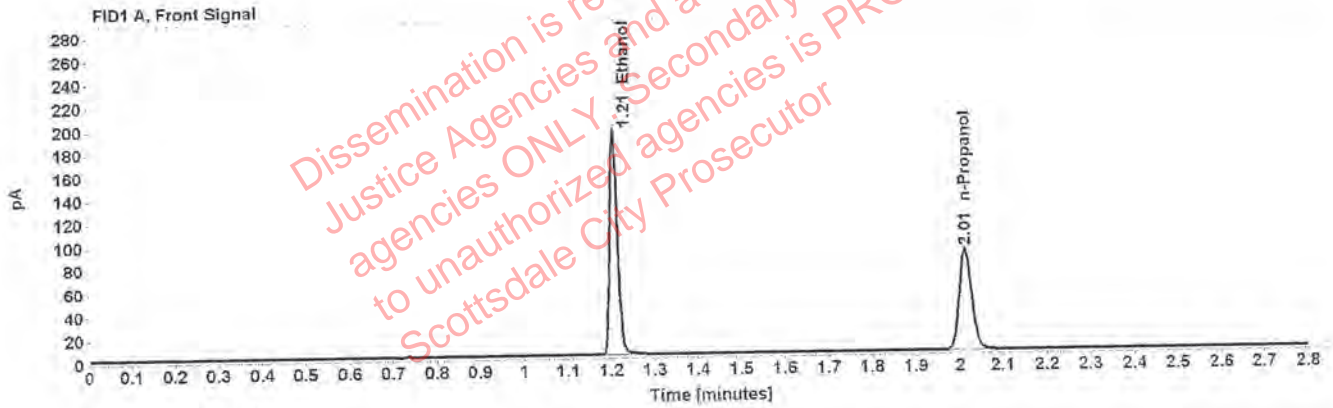


Table 1: FID 1 A (column DB-ALC1)

Compound	Time (min)	Peak Area
Ethanol	1.207	247.964
n-Propanol	2.014	174.420

Table 2: FID 2 B (column DB-ALC2)

Compound	Time (min)	Peak Area
Ethanol	1.372	304.542
n-Propanol	2.467	208.156

Scottsdale Police Department Crime Lab Volatiles Analysis

Sample: 080519	Vial: 5
Description: Negative	LIMS ID:
Method: ethanol quant.M	Sequence: 01Oct19
Instrument: US14173023 CN14160045	Injection date: 10/1/2019 3:07:56 PM
Data file: C:\Chem32\1\Data\01Oct19\5.D	Analyst: Kosecki <i>K</i>

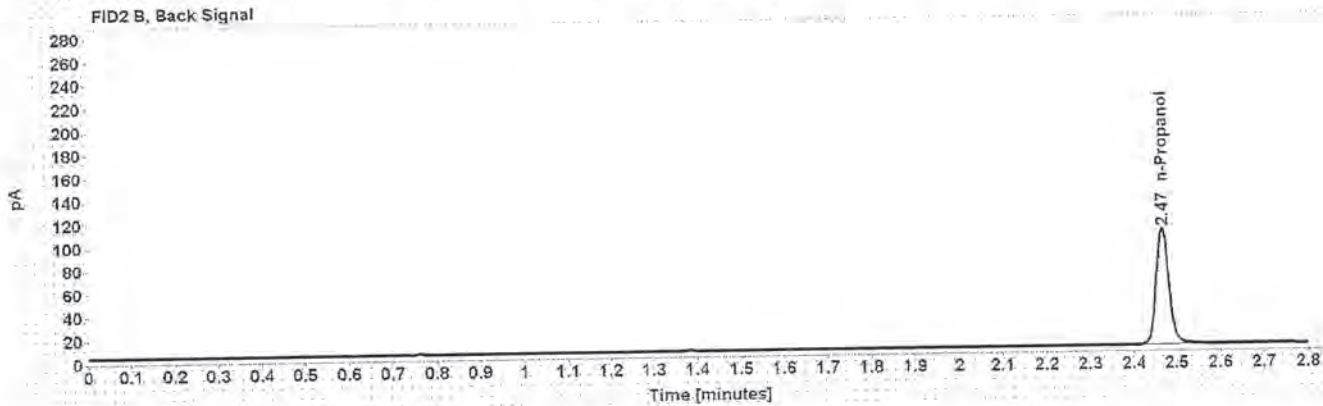
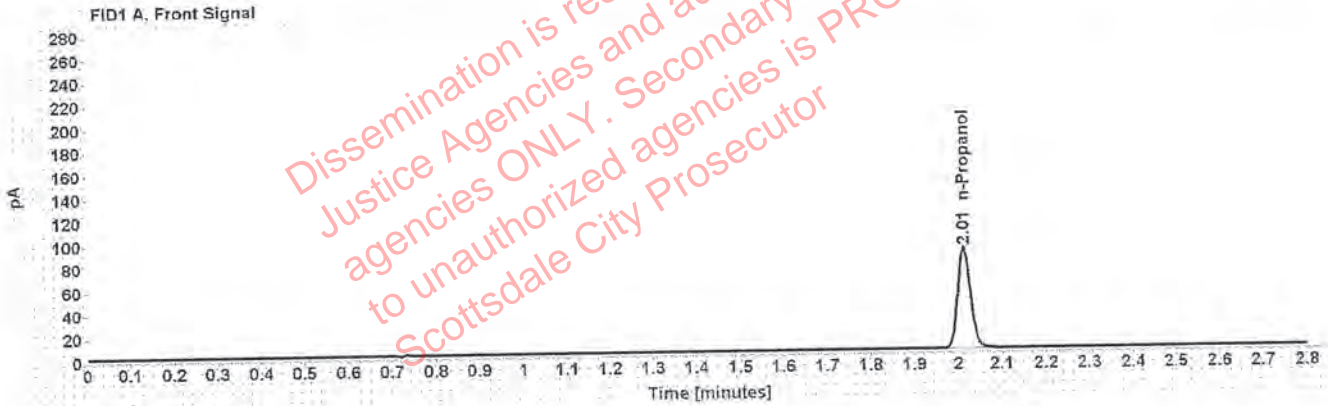


Table 1: FID 1 A (column DB-ALC1)

Compound	Amount (g/100mL)	Time (min)	Peak Area
n-Propanol	-----	2.014	174.347

Table 2: FID 2 B (column DB-ALC2)

Compound	Time (min)	Peak Area
n-Propanol	2.467	207.171

Scottsdale Police Department Crime Lab Volatiles Analysis

Sample: 070819	Vial: 6
Description: Volatiles mix	LIMS ID:
Method: ethanol quant.M	Sequence: 01Oct19
Instrument: US14173023 CN14160045	Injection date: 10/1/2019 3:11:57 PM
Data file: C:\Chem32\1\Data\01Oct19\6.D	Analyst: Kosecki <i>AK</i>

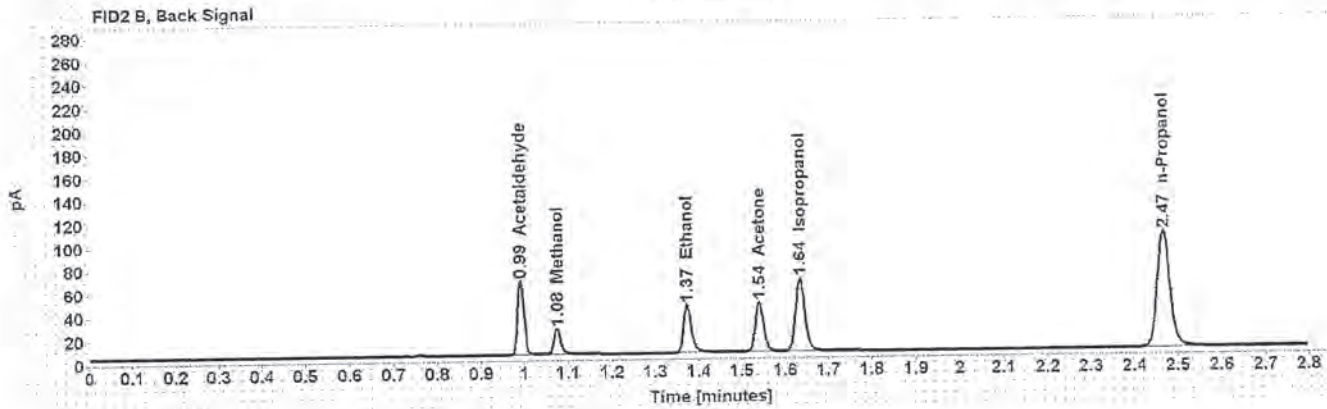
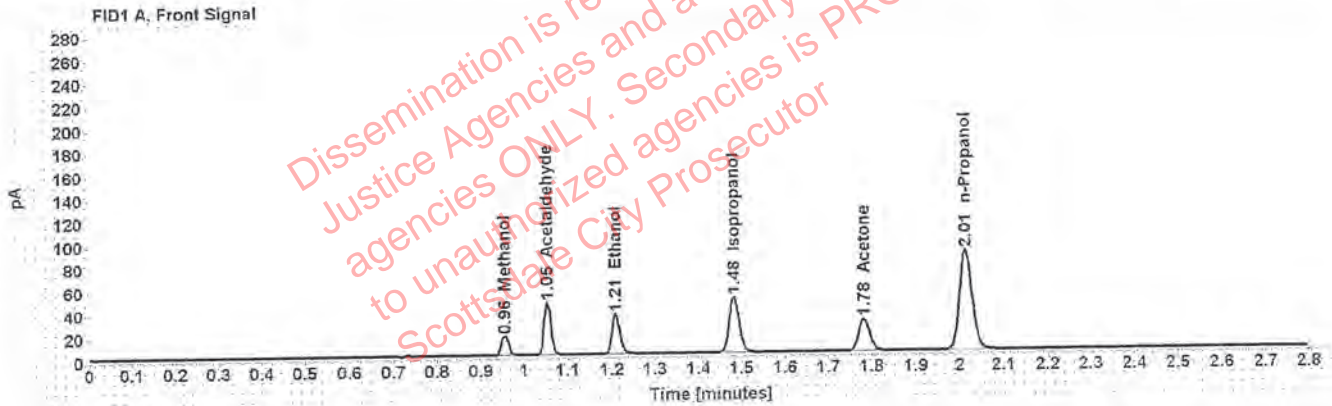


Table 1: FID 1 A (column DB-ALC1)

Compound	Amount (g/100mL)	Time (min)	Peak Area
Methanol	-----	0.956	19.277
Acetaldehyde	-----	1.054	50.244
>Ethanol	0.0718	1.209	43.846
Isopropanol	-----	1.482	77.653
Acetone	-----	1.782	47.927
n-Propanol	-----	2.014	172.743

Table 2: FID 2 B (column DB-ALC2)

Compound	Time (min)	Peak Area
Acetaldehyde	0.991	64.218
Methanol	1.075	24.456
Ethanol	1.374	53.213
Acetone	1.540	57.292
Isopropanol	1.636	97.059
n-Propanol	2.467	206.701

Scottsdale Police Department Crime Lab Volatiles Analysis

Sample: 08012015-C	Vial: 7
Description: 0.400	LIMS ID:
Method: ethanol quant.M	Sequence: 01Oct19
Instrument: US14173023 CN14160045	Injection date: 10/1/2019 3:16:12 PM
Data file: C:\Chem32\1\Data\01Oct19\7.D	Analyst: Kosecki <i>K</i>

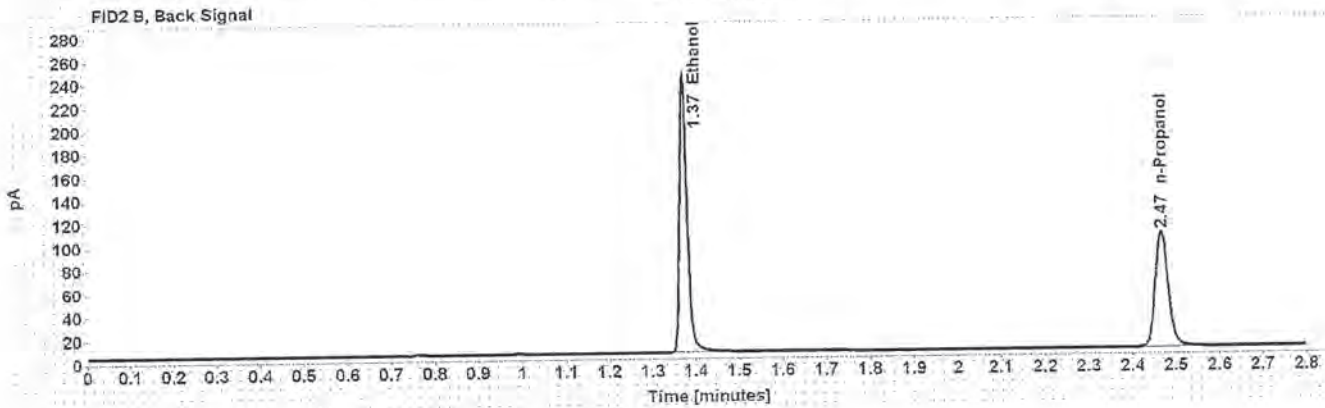
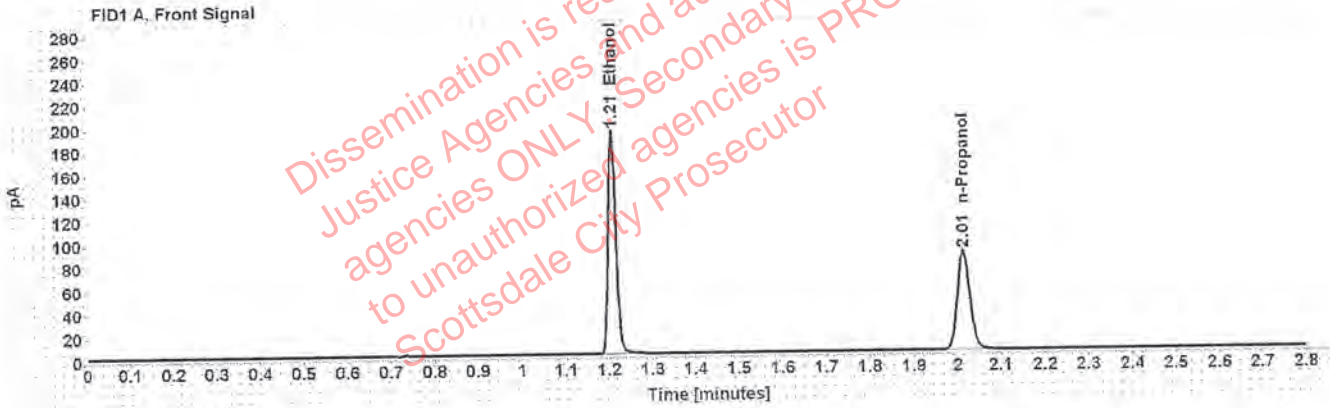


Table 1: FID 1 A (column DB-ALC1)

Compound	Amount (g/100mL)	Time (min)	Peak Area
>Ethanol	0.4037	1.208	245.890
n-Propanol	-----	2.014	171.335

Table 2: FID 2 B (column DB-ALC2)

Compound	Time (min)	Peak Area
Ethanol	1.373	302.806
n-Propanol	2.467	204.696

Scottsdale Police Department Crime Lab Volatiles Analysis

Sample: 09022015-A	Vial: 8
Description: 0.040	LIMS ID:
Method: ethanol quant.M	Sequence: 01Oct19
Instrument: US14173023 CN14160045	Injection date: 10/1/2019 3:20:13 PM
Data file: C:\Chem3211\Data\01Oct19\8.D	Analyst: Kosecki <i>AK</i>

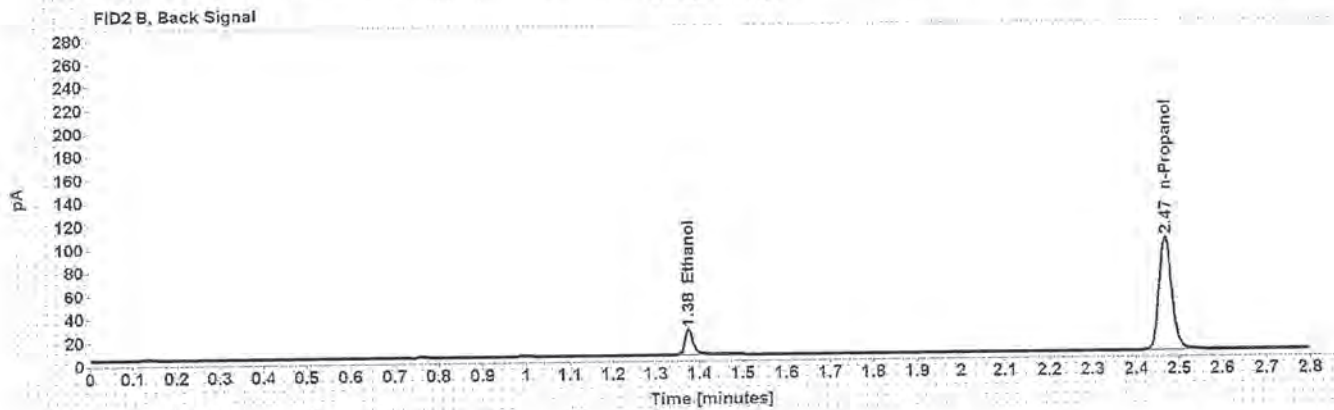
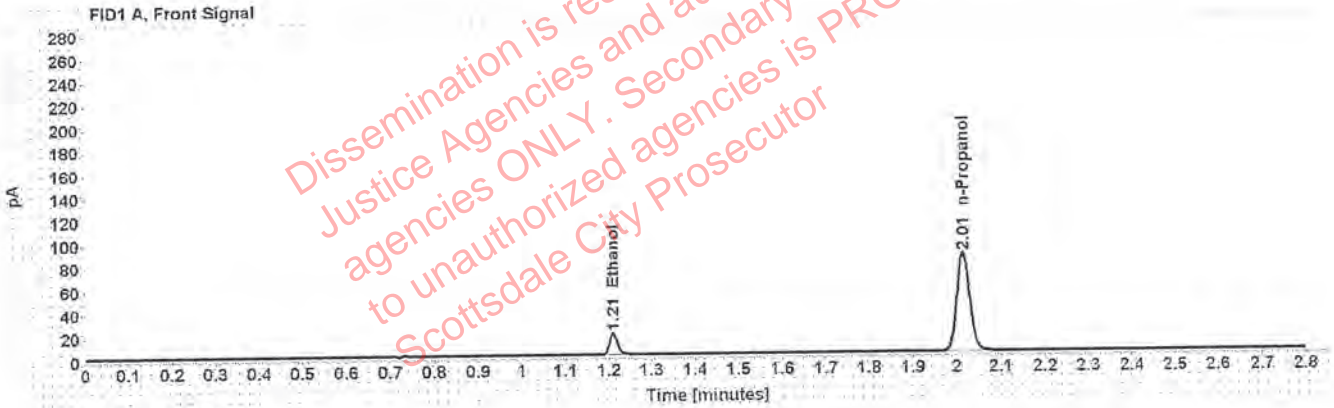


Table 1: FID 1 A (column DB-ALC1)

Compound	Amount (g/100mL)	Time (min)	Peak Area
>Ethanol	0.0396	1.210	23.573
n-Propanol	-----	2.015	169.104

Table 2: FID 2 B (column DB-ALC2)

Compound	Time (min)	Peak Area
Ethanol	1.375	28.495
n-Propanol	2.468	201.502

Scottsdale Police Department Crime Lab Volatiles Analysis

Sample: 407041529/13	Vial: 9
Description: 0.198	LIMS ID:
Method: ethanol quant.M	Sequence: 01Oct19
Instrument: US14173023 CN14160045	Injection date: 10/1/2019 3:24:14 PM
Data file: C:\Chem32\1\Data\01Oct19\9.D	Analyst: Kosecki AK

Dissemination is restricted to Criminal Justice Agencies and authorized agencies ONLY. Secondary dissemination to unauthorized agencies is PROHIBITED. Scottsdale City Prosecutor

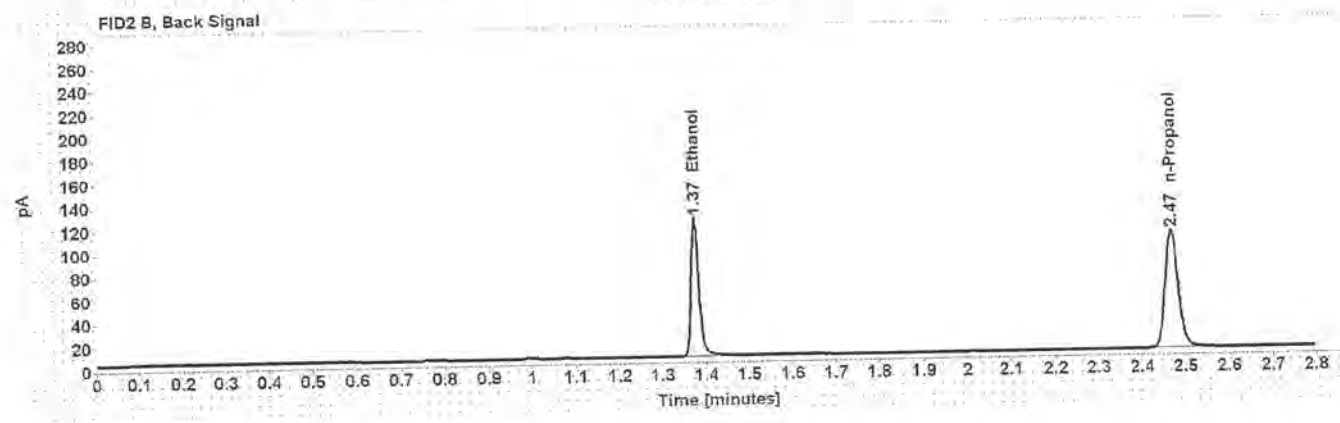
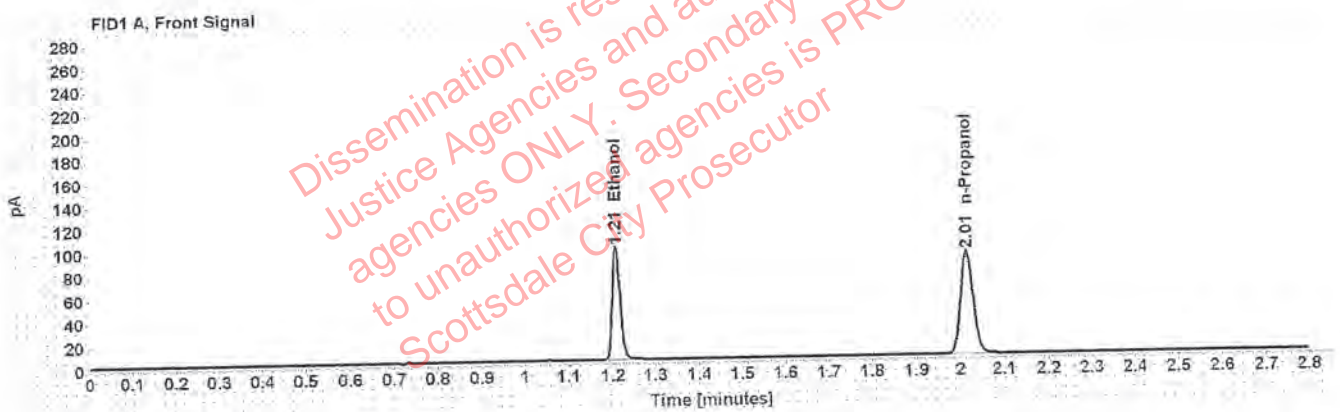


Table 1: FID 1 A (column DB-ALC1)

Compound	Amount (g/100mL)	Time (min)	Peak Area
>Ethanol	0.1995	1.209	124.663
n-Propanol	-----	2.015	175.981

Table 2: FID 2 B (column DB-ALC2)

Compound	Time (min)	Peak Area
Ethanol	1.375	152.628
n-Propanol	2.469	210.057

Scottsdale Police Department Crime Lab Volatiles Analysis

Sample: 03102016-A/1	Vial: 20
Description: 0.080	LIMS ID:
Method: ethanol quant.M	Sequence: 01Oct19
Instrument: US14173023 CN14160045	Injection date: 10/1/2019 4:08:42 PM
Data file: C:\Chem32\1\Data\01Oct19\20.D	Analyst: Kosecki AK

Dissemination is restricted to Criminal Justice Agencies and authorized agencies ONLY. Secondary dissemination to unauthorized agencies is PROHIBITED Scottsdale City Prosecutor

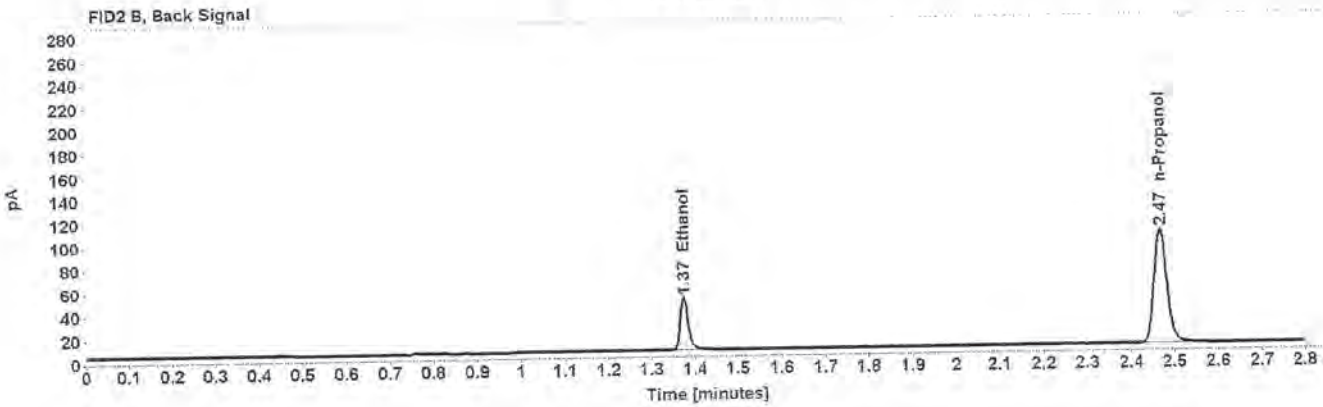
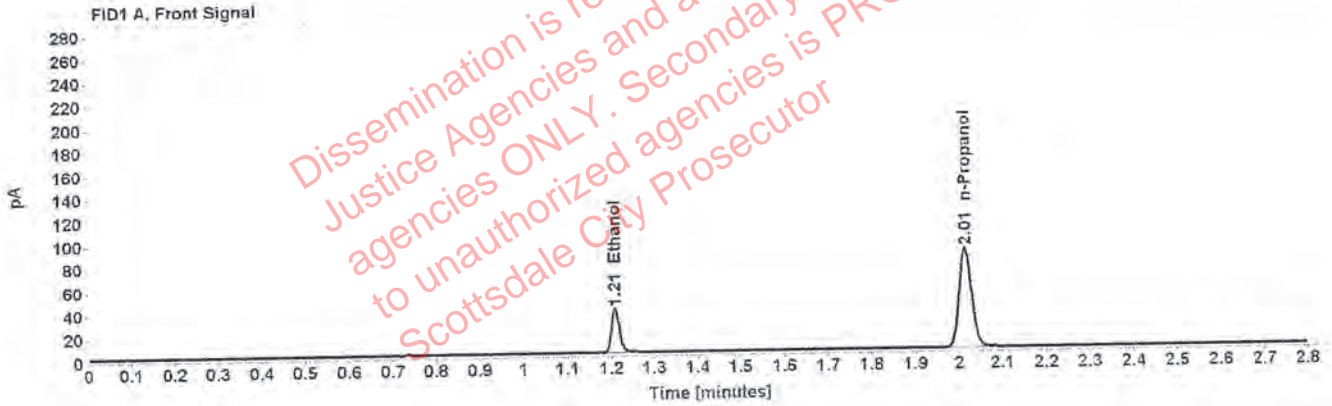


Table 1: FID 1 A (column DB-ALC1)

Compound	Amount (g/100mL)	Time (min)	Peak Area
>Ethanol	0.0804	1.210	48.725
n-Propanol	-----	2.014	171.253

Table 2: FID 2 B (column DB-ALC2)

Compound	Time (min)	Peak Area
Ethanol	1.374	59.423
n-Propanol	2.468	204.413

Scottsdale Police Department Crime Lab Volatiles Analysis

Sample: 09022015-C	Vial: 31
Description: 0.150	LIMS ID:
Method: ethanol quant.M	Sequence: 01Oct19
Instrument: US14173023 CN14160045	Injection date: 10/1/2019 4:53:12 PM
Data file: C:\Chem32\1\Data\01Oct19\31.D	Analyst: Kosecki AK

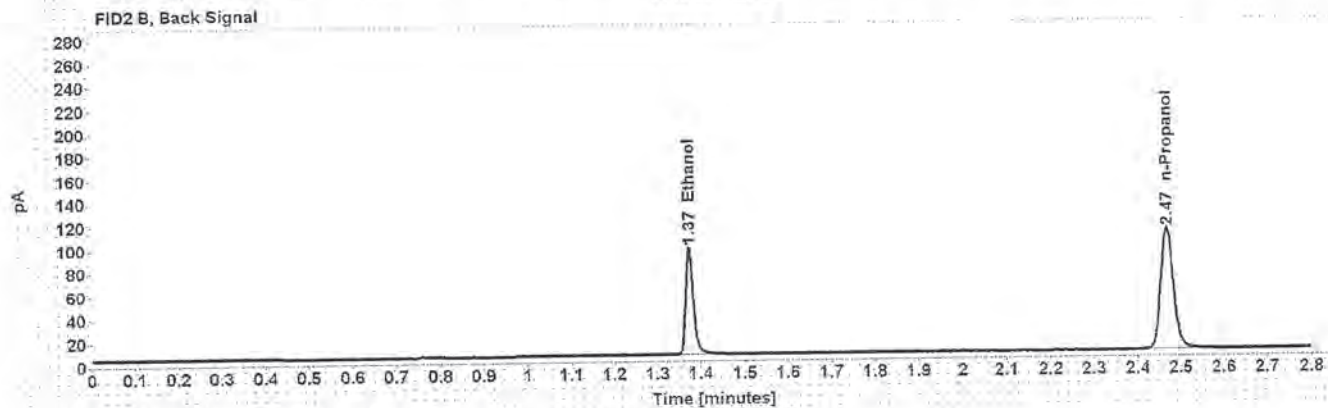
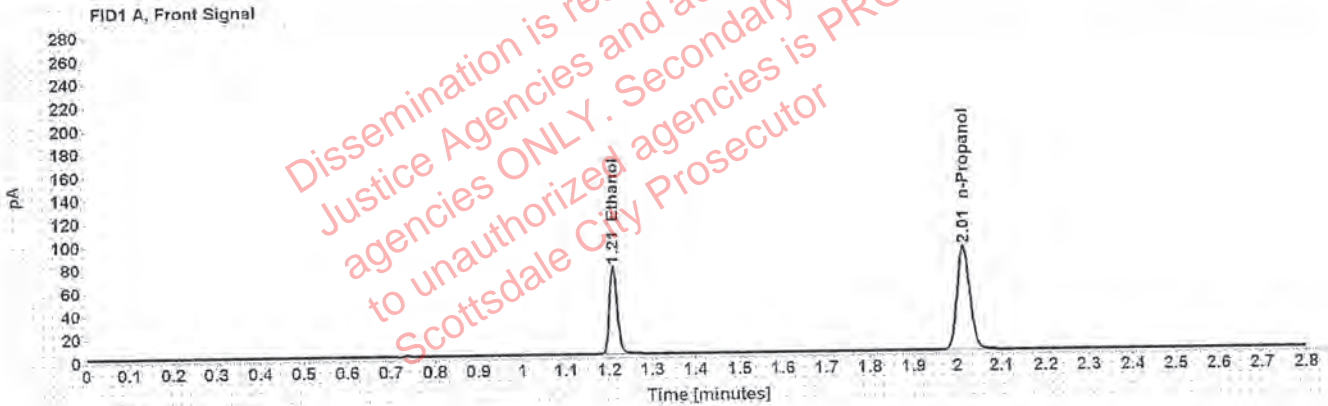


Table 1: FID 1 A (column DB-ALC1)

Compound	Amount (g/100mL)	Time (min)	Peak Area
>Ethanol	0.1524	1.209	97.587
n-Propanol	-----	2.015	180.504

Table 2: FID 2 B (column DB-ALC2)

Compound	Time (min)	Peak Area
Ethanol	1.374	119.301
n-Propanol	2.468	215.951

Scottsdale Police Department Crime Lab Volatiles Analysis

Sample: 407041529/13	Vial: 42
Description: 0.198	LIMS ID:
Method: ethanol quant.M	Sequence: 01Oct19
Instrument: US14173023 CN14160045	Injection date: 10/1/2019 5:37:27 PM
Data file: C:\Chem32\1\Data\01Oct19\42.D	Analyst: Kosecki <i>AK</i>

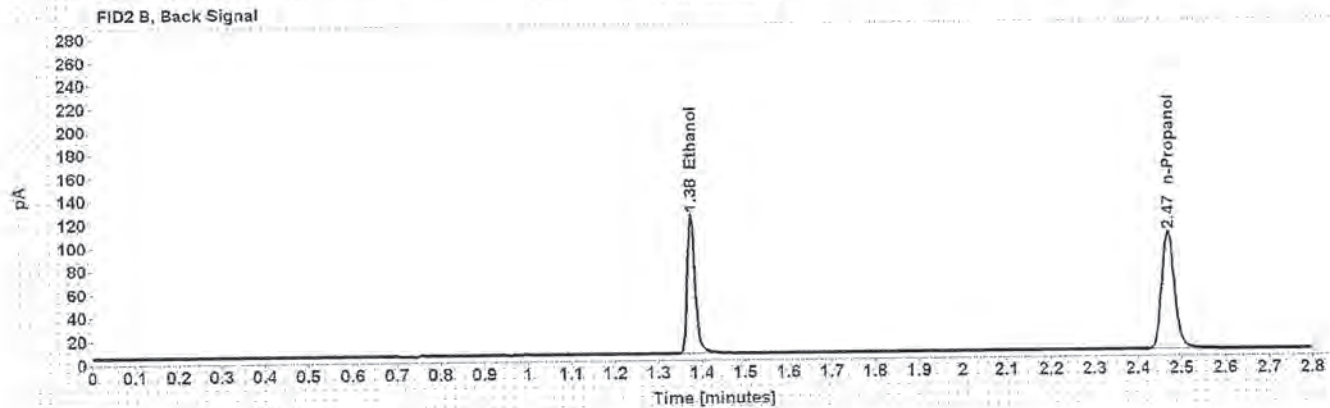
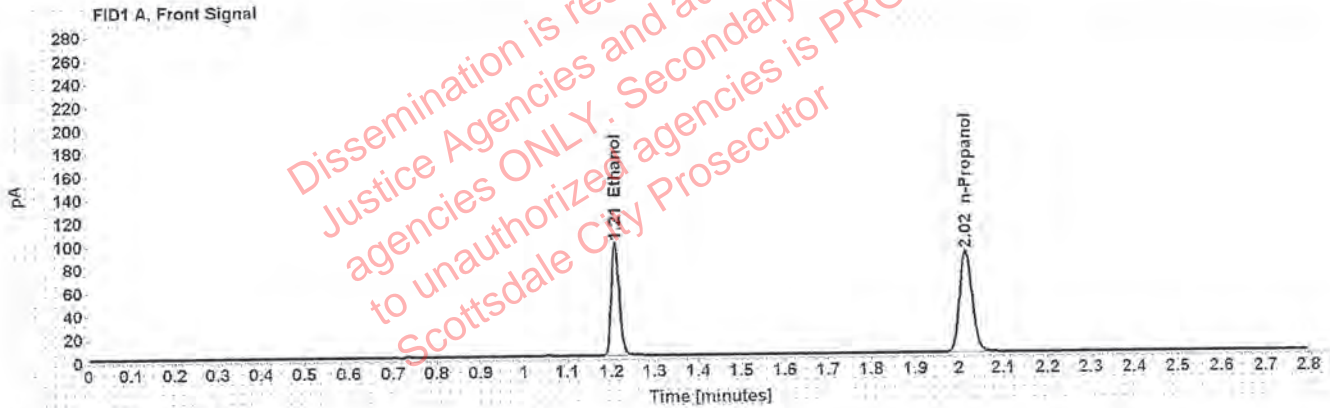


Table 1: FID 1 A (column DB-ALC1)

Compound	Amount (g/100mL)	Time (min)	Peak Area
>Ethanol	0.2011	1.209	124.629
n-Propanol	-----	2.015	174.550

Table 2: FID 2 B (column DB-ALC2)

Compound	Time (min)	Peak Area
Ethanol	1.375	153.138
n-Propanol	2.469	209.602

Scottsdale Police Department Crime Lab Volatiles Analysis

Sample: 08012015-C	Vial: 53
Description: 0.400	LIMS ID:
Method: ethanol quant.M	Sequence: 01Oct19
Instrument: US14173023 CN14160045	Injection date: 10/1/2019 6:21:58 PM
Data file: C:\Chem32\1\Data\01Oct19\53.D	Analyst: Kosecki <i>AK</i>

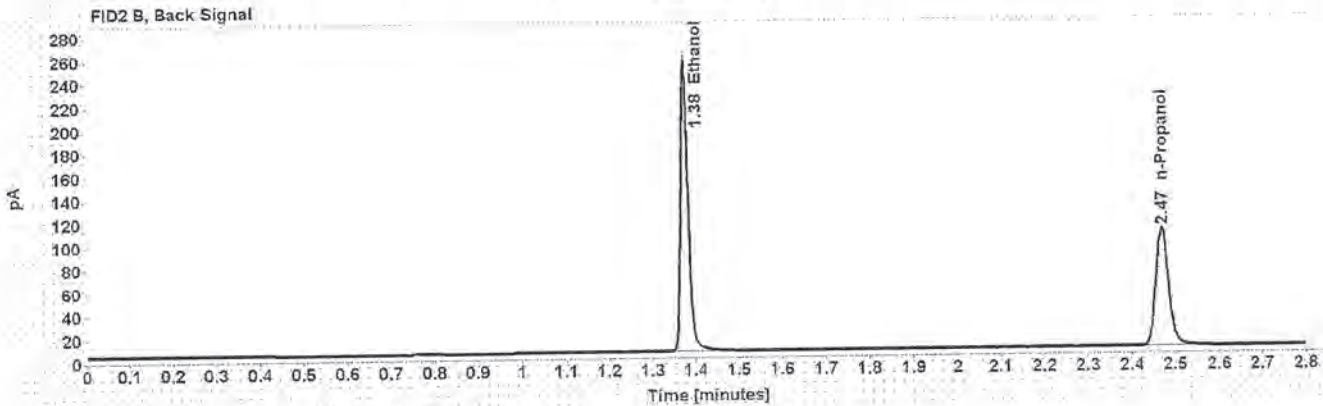
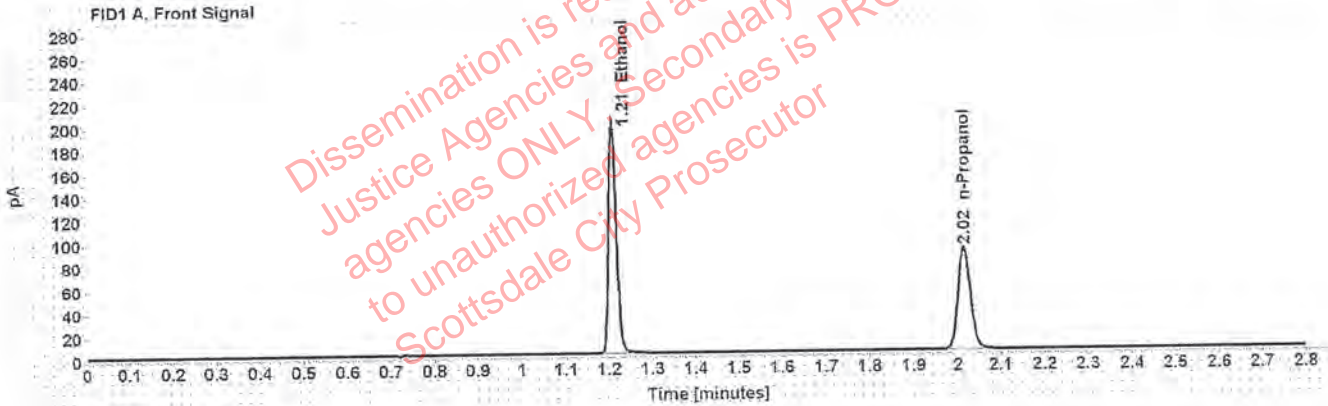


Table 1: FID 1 A (column DB-ALC1)

Compound	Amount (g/100mL)	Time (min)	Peak Area
>Ethanol	0.4112	1.209	257.375
n-Propanol	-----	2.016	176.089

Table 2: FID 2 B (column DB-ALC2)

Compound	Time (min)	Peak Area
Ethanol	1.375	317.802
n-Propanol	2.470	211.773

Scottsdale Police Department Crime Lab Volatiles Analysis

Sample: 09022015-A	Vial: 54
Description: 0.040	LIMS ID:
Method: ethanol quant.M	Sequence: 01Oct19
Instrument: US14173023 CN14160045	Injection date: 10/1/2019 6:25:57 PM
Data file: C:\Chem32\1\Data\01Oct19\54.D	Analyst: Kosecki <i>AK</i>

Dissemination is restricted to Criminal Justice Agencies and authorized agencies ONLY. Secondary dissemination to unauthorized agencies is PROHIBITED
Scottsdale City Prosecutor

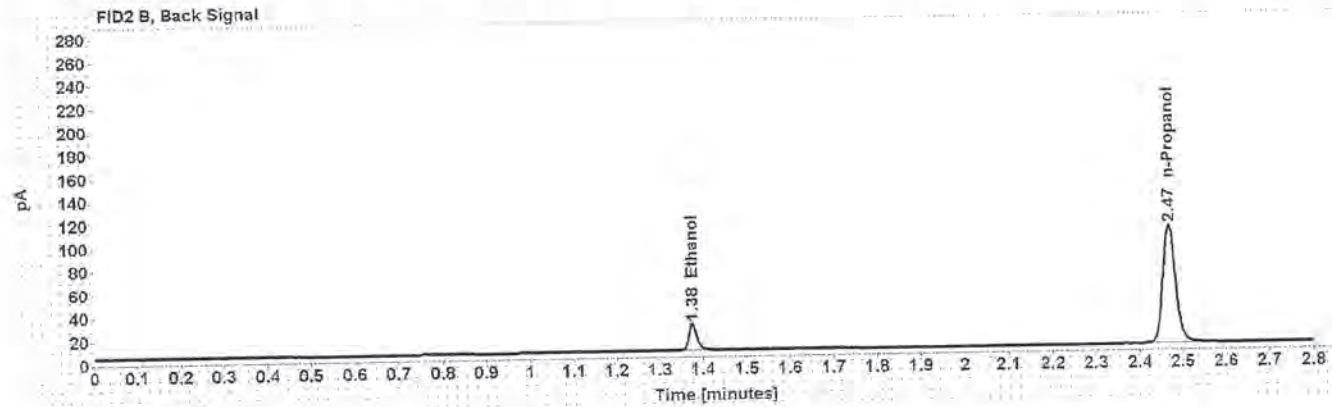
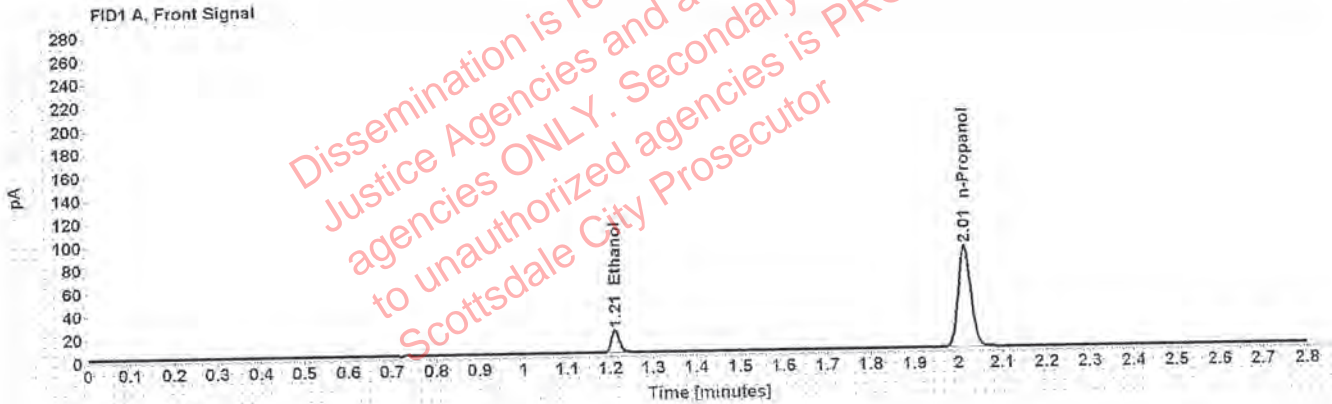


Table 1: FID 1 A (column DB-ALC1)

Compound	Amount (g/100mL)	Time (min)	Peak Area
>Ethanol	0.0400	1.211	24.771
n-Propanol	-----	2.015	175.945

Table 2: FID 2 B (column DB-ALC2)

Compound	Time (min)	Peak Area
Ethanol	1.376	29.962
n-Propanol	2.469	211.078

Scottsdale Police Department Crime Lab Volatiles Analysis

Sample: 407041529/13	Vial: 55
Description: 0.198	LIMS ID:
Method: ethanol quant.M	Sequence: 01Oct19
Instrument: US14173023 CN14160045	Injection date: 10/1/2019 6:30:14 PM
Data file: C:\Chem32\1\Data\01Oct19\55.D	Analyst: Kosecki AK

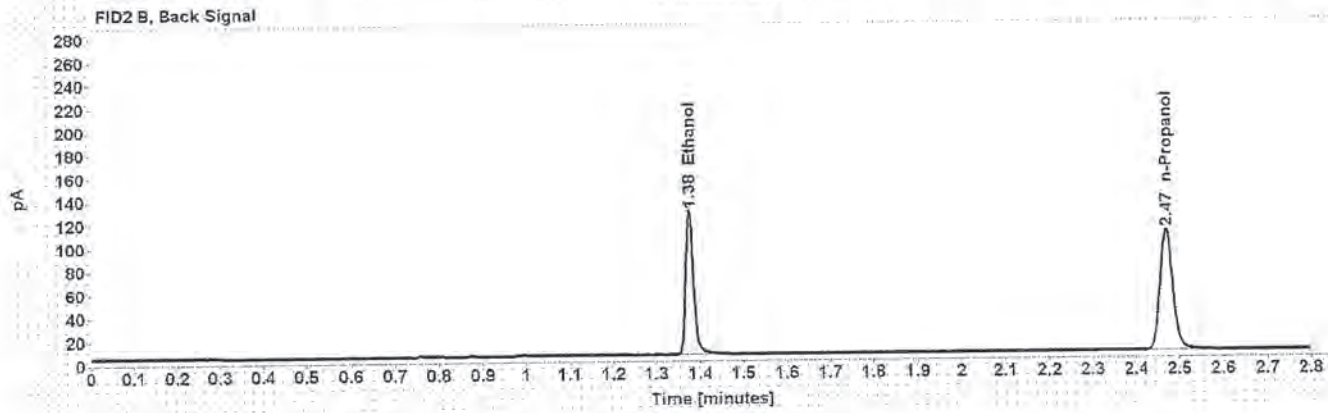
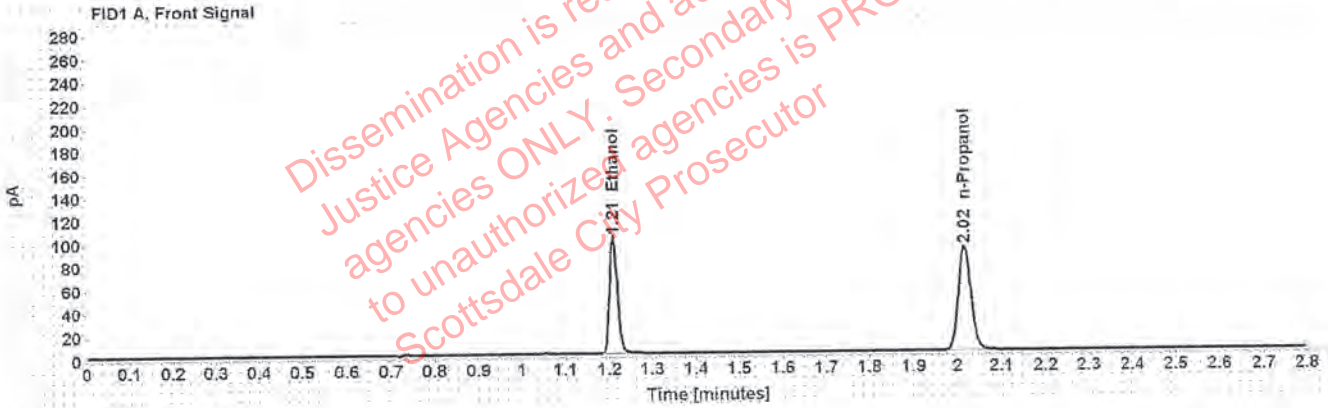


Table 1: FID 1 A (column DB-ALC1)

Compound	Amount (g/100mL)	Time (min)	Peak Area
>Ethanol	0.2032	1.210	129.469
n-Propanol	-----	2.016	179.439

Table 2: FID 2 B (column DB-ALC2)

Compound	Time (min)	Peak Area
Ethanol	1.376	159.038
n-Propanol	2.470	215.530

Scottsdale Police Department Crime Lab Volatiles Analysis

Sample: 040919WB	Vial: 56
Description: Negative	LIMS ID:
Method: ethanol quant.M	Sequence: 01Oct19
Instrument: US14173023 CN14160045	Injection date: 10/1/2019 6:34:13 PM
Data file: C:\Chem32\1\Data\01Oct19\56.D	Analyst: Kosecki <i>AK</i>

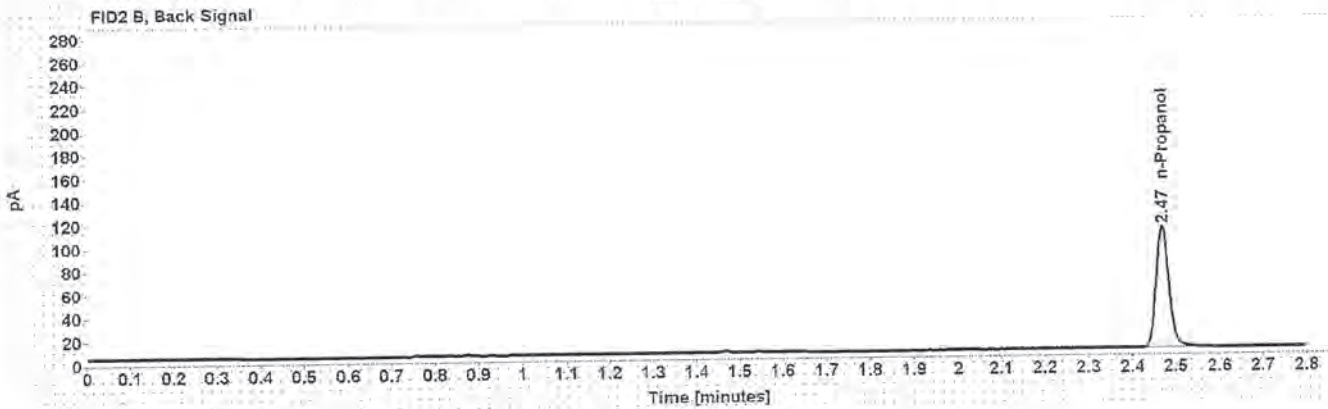
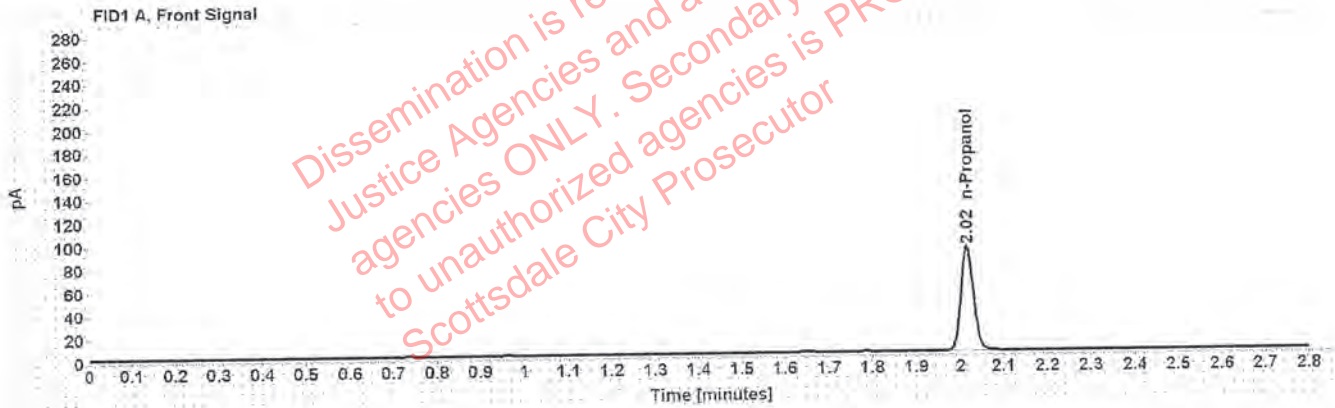


Table 1: FID 1 A (column DB-ALC1)

Compound	Amount (g/100mL)	Time (min)	Peak Area
n-Propanol	-----	2.016	179.669

Table 2: FID 2 B (column DB-ALC2)

Compound	Time (min)	Peak Area
n-Propanol	2.470	215.501

Sequence Summary

Sequence name: 01Oct19 Instrument: US14173023 CN14160045 Analyst: Kosecki K

Vial	Sample	Description	Type	LIMS ID	Method
1	FN03241604	0.020 calibrator	Calibration		ethanol quant.M
2	FN02271802	0.100 calibrator	Calibration		ethanol quant.M
3	FN06231704	0.200 calibrator	Calibration		ethanol quant.M
4	FN05131606	0.400 calibrator	Calibration		ethanol quant.M
5	080519	Negative	Control		ethanol quant.M
6	070819	Volatiles mix	Control		ethanol quant.M
7	08012015-C	0.400	Control		ethanol quant.M
8	09022015-A	0.040	Control		ethanol quant.M
9	407041529/13	0.198	Control		ethanol quant.M
10	1136225		Sample		ethanol quant.M
11	1136225		Sample		ethanol quant.M
12	1217145		Sample		ethanol quant.M
13	1217145		Sample		ethanol quant.M
14	1257273		Sample		ethanol quant.M
15	1257273		Sample		ethanol quant.M
16	32002CR		Sample		ethanol quant.M
17	32002CR		Sample		ethanol quant.M
18	1289390		Sample		ethanol quant.M
19	1289390		Sample		ethanol quant.M
20	03102016-A/1	0.080	Control		ethanol quant.M
21	1290186		Sample		ethanol quant.M
22	1290186		Sample		ethanol quant.M
23	1289079		Sample		ethanol quant.M
24	1289079		Sample		ethanol quant.M
25	1289712		Sample		ethanol quant.M
26	1289712		Sample		ethanol quant.M
27	1288284		Sample		ethanol quant.M
28	1288284		Sample		ethanol quant.M
29	1288431		Sample		ethanol quant.M
30	1288431		Sample		ethanol quant.M
31	09022015-C	0.150	Control		ethanol quant.M
32	1288259		Sample		ethanol quant.M
33	1288259		Sample		ethanol quant.M
34	1287864		Sample		ethanol quant.M
35	1287864		Sample		ethanol quant.M
36	1286600		Sample		ethanol quant.M
37	1286600		Sample		ethanol quant.M
38	1287661		Sample		ethanol quant.M
39	1287661		Sample		ethanol quant.M
40	1291015		Sample		ethanol quant.M
41	1291015		Sample		ethanol quant.M
42	407041529/13	0.198	Control		ethanol quant.M
43	1290880		Sample		ethanol quant.M
44	1290880		Sample		ethanol quant.M
45	1264692		Sample		ethanol quant.M
46	1264692		Sample		ethanol quant.M
47	1269902		Sample		ethanol quant.M

Dissemination is restricted to Criminal Justice Agencies and authorized agencies only. Secondary dissemination to unauthorized agencies is PROHIBITED. Scottsdale City Prosecutor

Sequence Summary

A

48	1269902			Sample		ethanol quant.M
49	1264890			Sample		ethanol quant.M
50	1264890			Sample		ethanol quant.M
51	1270460			Sample		ethanol quant.M
52	1270460			Sample		ethanol quant.M
53	08012015-C		0.400	Control		ethanol quant.M
54	09022015-A		0.040	Control		ethanol quant.M
55	407041529/13		0.198	Control		ethanol quant.M
56	040919WB		Negative	Control		ethanol quant.M

Dissemination is restricted to Criminal Justice Agencies and authorized agencies ONLY. Secondary dissemination to unauthorized agencies is PROHIBITED. Scottsdale City Prosecutor

Scottsdale Police Department Crime Laboratory Summary of Cases

SEQUENCE NAME: 01Oct19

ANALYST: Kosecki *K*

Vials	Test 1 (g/dL)	Test 2 (g/dL)	Mean (g/dL)	Percent Difference*	Absolute Difference (g/dL)*
10 11	0.1089	0.1090	0.10895	0.05	0.00005
12 13	0.2877	0.2901	0.28890	0.42	0.00120
14 15	0.1901	0.1885	0.18930	0.42	0.00080
16 17	0.1653	0.1697	0.16750	1.31	0.00220
18 19	0.0000	0.0000	0.00000	0.00	0.00000
21 22	0.1366	0.1332	0.13490	1.26	0.00170
23 24	0.0000	0.0000	0.00000	0.00	0.00000
25 26	0.2619	0.2642	0.26305	0.44	0.00115
27 28	0.1863	0.1876	0.18695	0.35	0.00065
29 30	0.2356	0.2330	0.23430	0.55	0.00130
32 33	0.2092	0.2090	0.20910	0.05	0.00010
34 35	0.2997	0.2986	0.29915	0.18	0.00055
36 37	0.1412	0.1409	0.14105	0.11	0.00015
38 39	0.1690	0.1673	0.16815	0.51	0.00085
40 41	0.1817	0.1818	0.18175	0.03	0.00005
43 44	0.1802	0.1772	0.17870	0.84	0.00150
45 46	0.3182	0.3158	0.31700	0.38	0.00120
47 48	0.1737	0.1734	0.17355	0.09	0.00015
49 50	0.1008	0.1004	0.10060	0.20	0.00020
51 52	0.1199	0.1181	0.11900	0.76	0.00090

*Calculated differences are differences from the mean of the two results.

Scottsdale Police Department Crime Lab Volatiles Analysis

Sample:	1136225	Vial:	10
Description:	[REDACTED]	LIMS ID:	[REDACTED]
Method:	ethanol quant.M	Sequence:	01Oct19
Instrument:	US14173023 CN14160045	Injection date:	10/1/2019 3:28:12 PM
Data file:	C:\Chem32\11Data\01Oct19\10.D	Analyst:	Kosecki

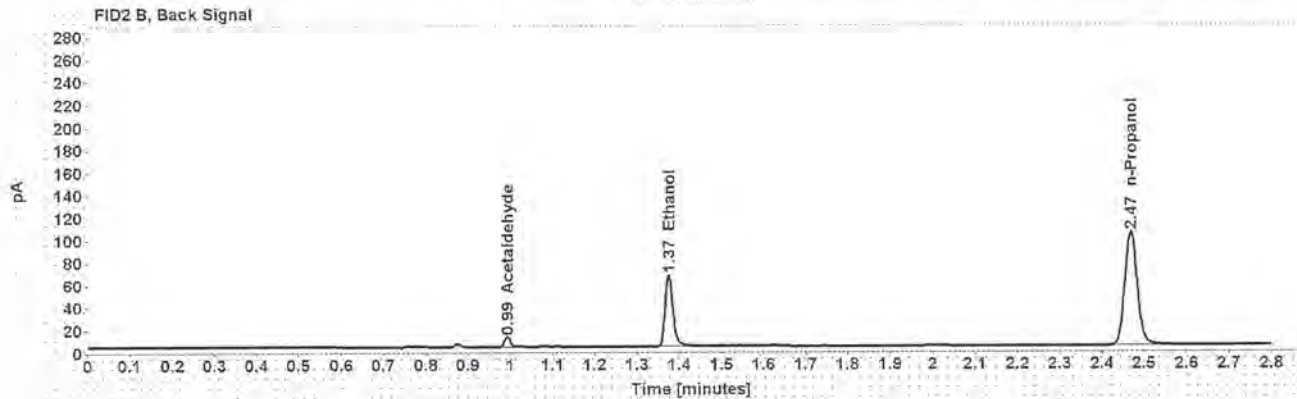
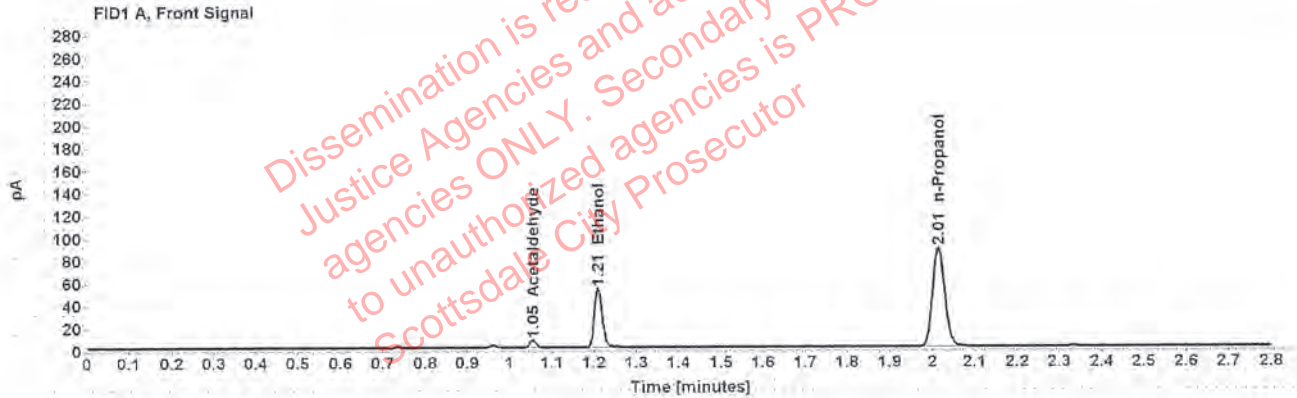


Table 1: FID 1 A (column DB-ALC1)

Compound	Amount (g/100mL)	Time (min)	Peak Area
Acetaldehyde	-----	1.055	6.589
>Ethanol	0.1089	1.210	67.442
n-Propanol	-----	2.015	174.783

Table 2: FID 2 B (column DB-ALC2)

Compound	Time (min)	Peak Area
Acetaldehyde	0.993	8.570
Ethanol	1.375	81.759
n-Propanol	2.469	209.088

Case: [REDACTED] User: pkosecki 10/2/2019

Scottsdale Police Department Crime Lab Volatiles Analysis

Sample:	1136225	Vial:	11
Description:	[REDACTED]	LIMS ID:	[REDACTED]
Method:	ethanol quant.m	Sequence:	01Oct19
Instrument:	US14173023 CN14160045	Injection date:	10/1/2019 3:32:12 PM
Data file:	C:\Chem32\1\Data\01Oct19\11.D	Analyst:	Kosecki

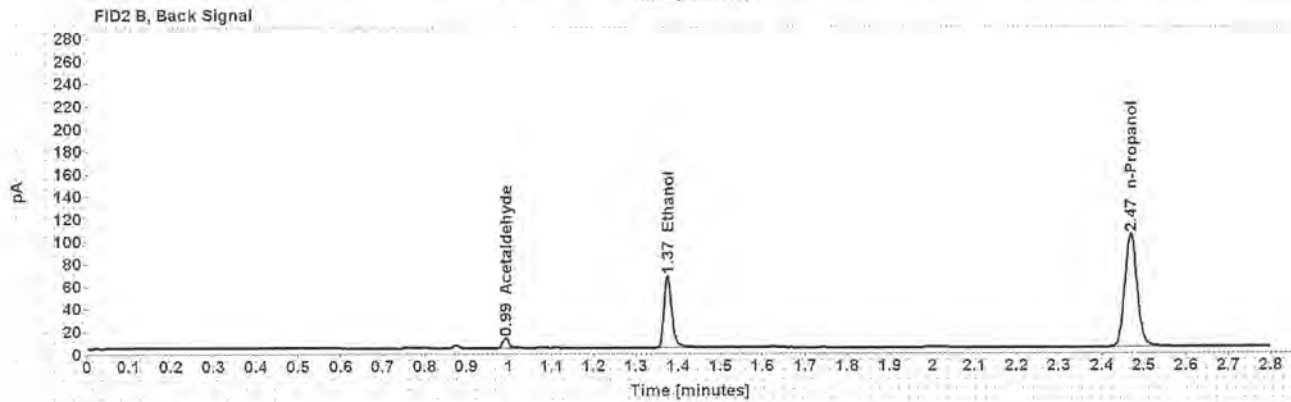
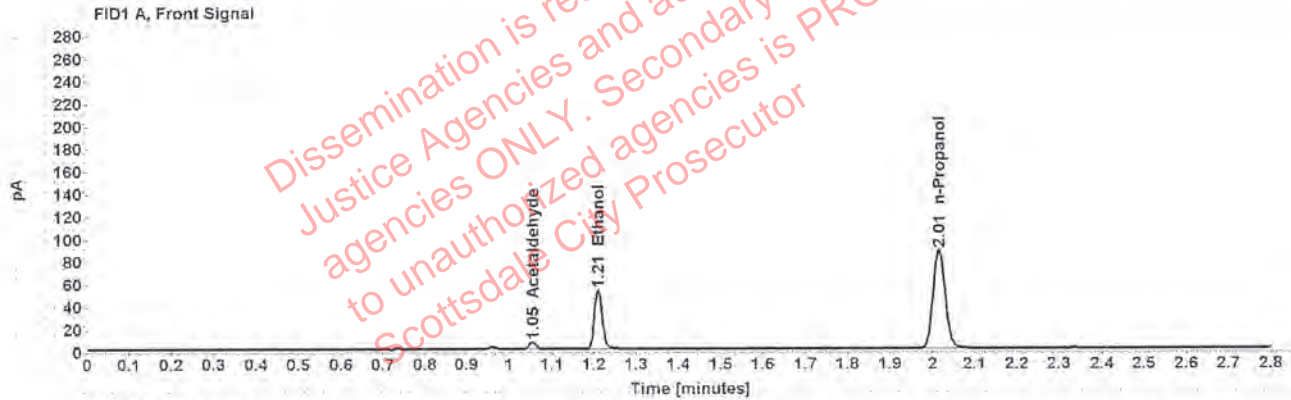


Table 1: FID 1 A (column DB-ALC1)

Compound	Amount (g/100mL)	Time (min)	Peak Area
Acetaldehyde	-----	1.055	6.502
>Ethanol	0.1090	1.210	67.109
n-Propanol	-----	2.015	173.710

Table 2: FID 2 B (column DB-ALC2)

Compound	Time (min)	Peak Area
Acetaldehyde	0.993	8.455
Ethanol	1.375	81.543
n-Propanol	2.469	207.576

Scottsdale Police Department Crime Lab Volatiles Analysis

Sample:	1217145	Vial:	12
Description:	[REDACTED]	LIMS ID:	[REDACTED]
Method:	ethanol quant.M	Sequence:	01Oct19
Instrument:	US14173023 CN14160045	Injection date:	10/1/2019 3:36:13 PM
Data file:	C:\Chem32\1\Data\01Oct19\12.D	Analyst:	Kosecki

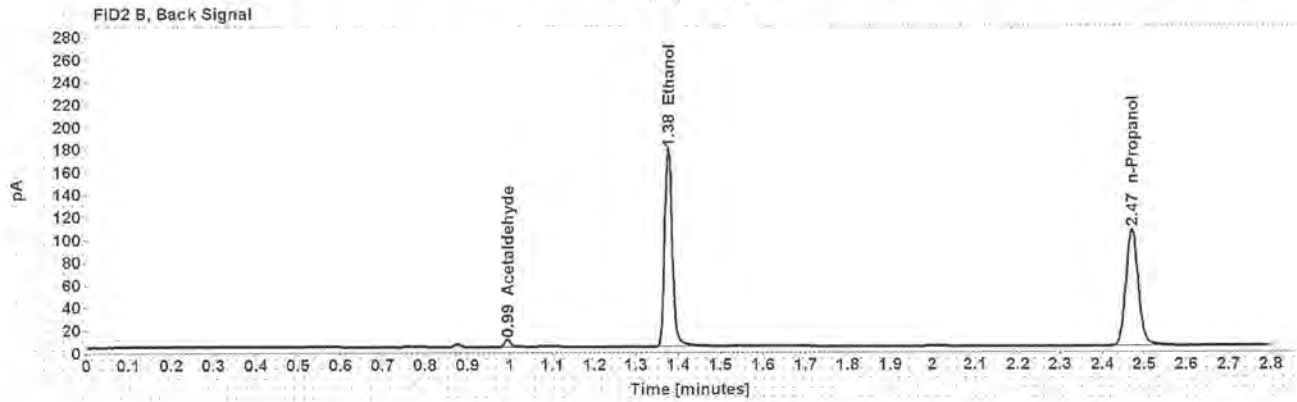
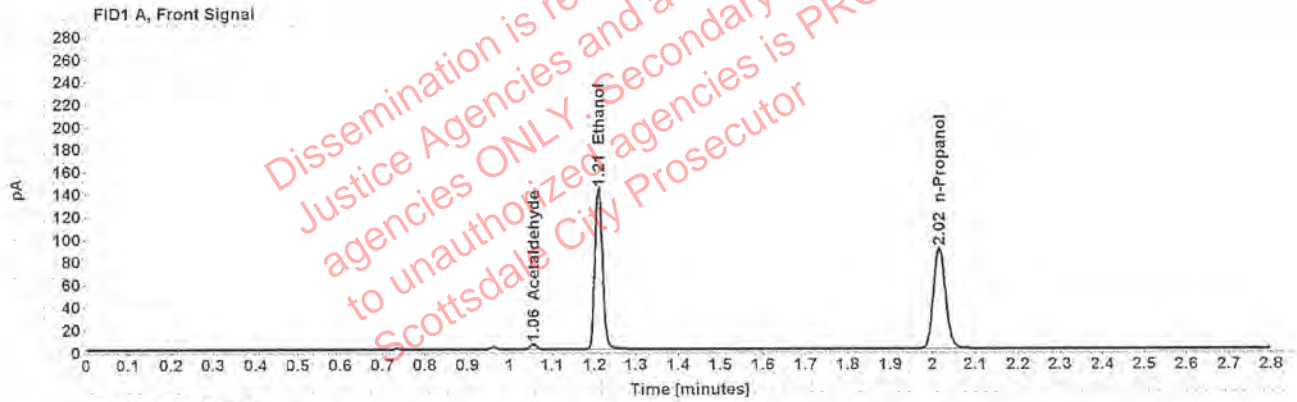


Table 1: FID 1 A (column DB-ALC1)

Compound	Amount (g/100mL)	Time (min)	Peak Area
Acetaldehyde	-----	1.055	4.747
>Ethanol	0.2877	1.209	182.317
n-Propanol	-----	2.016	178.336

Table 2: FID 2 B (column DB-ALC2)

Compound	Time (min)	Peak Area
Acetaldehyde	0.994	6.178
Ethanol	1.376	222.759
n-Propanol	2.470	213.837

Case: [REDACTED] User: pkosecki 10/2/2019

Scottsdale Police Department Crime Lab Volatiles Analysis

Sample:	1217145	Vial:	13
Description:	[REDACTED]	LIMS ID:	[REDACTED]
Method:	ethanol quant.M	Sequence:	01Oct19
Instrument:	US14173023 CN14160045	Injection date:	10/1/2019 3:40:27 PM
Data file:	C:\Chem32\11\Data\01Oct19\13.D	Analyst:	Kosecki

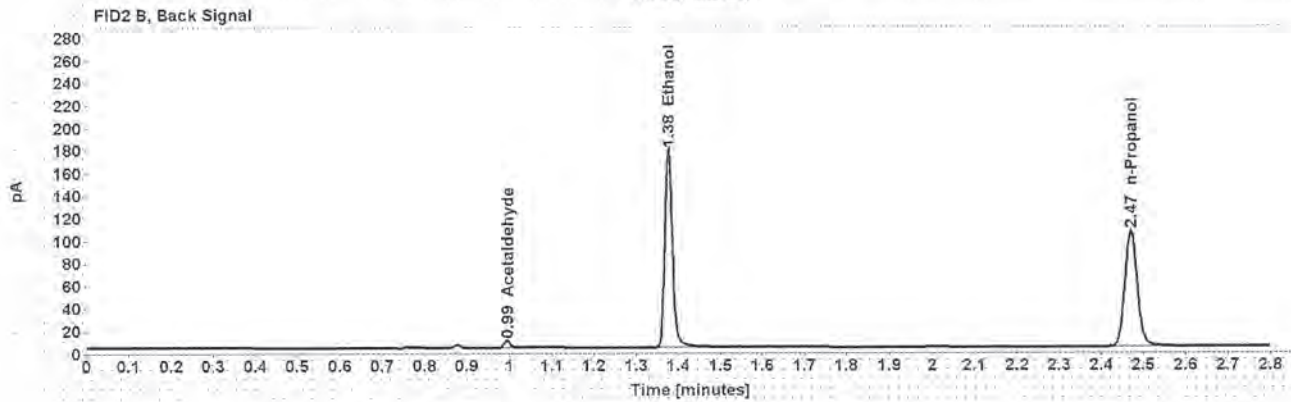
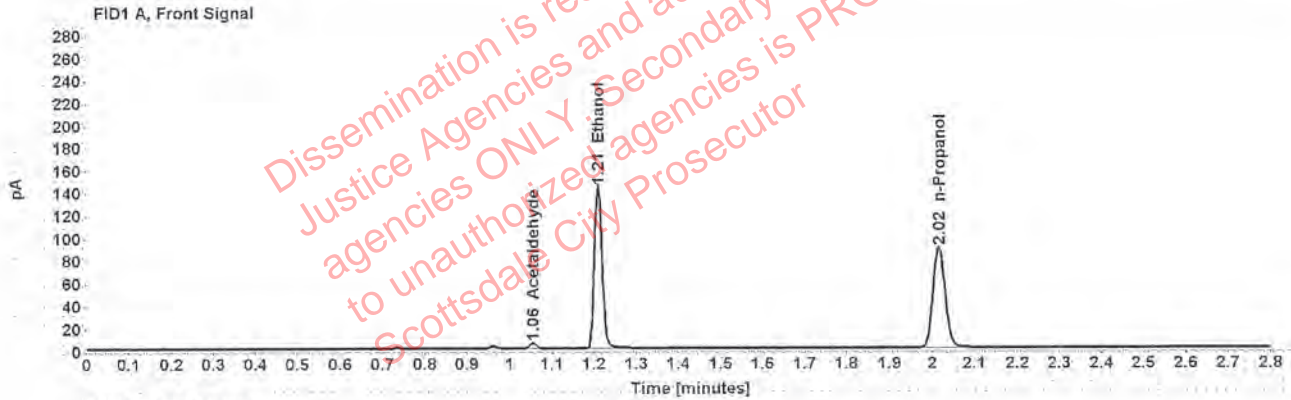


Table 1: FID 1 A (column DB-ALC1)

Compound	Amount (g/100mL)	Time (min)	Peak Area
Acetaldehyde	-----	1.055	4.742
>Ethanol	0.2901	1.210	182.951
n-Propanol	-----	2.016	177.480

Table 2: FID 2 B (column DB-ALC2)

Compound	Time (min)	Peak Area
Acetaldehyde	0.994	6.155
Ethanol	1.376	223.823
n-Propanol	2.470	212.450

Case: [REDACTED] User: pkosecki 10/2/2019

Scottsdale Police Department Crime Lab Volatiles Analysis

Sample:	1257273	Vial:	14
Description:	[REDACTED]	LIMS ID:	[REDACTED]
Method:	ethanol quant.M	Sequence:	01Oct19
Instrument:	US14173023 CN14160045	Injection date:	10/1/2019 3:44:28 PM
Data file:	C:\Chem32\1\Data\01Oct19\14.D	Analyst:	Kosecki

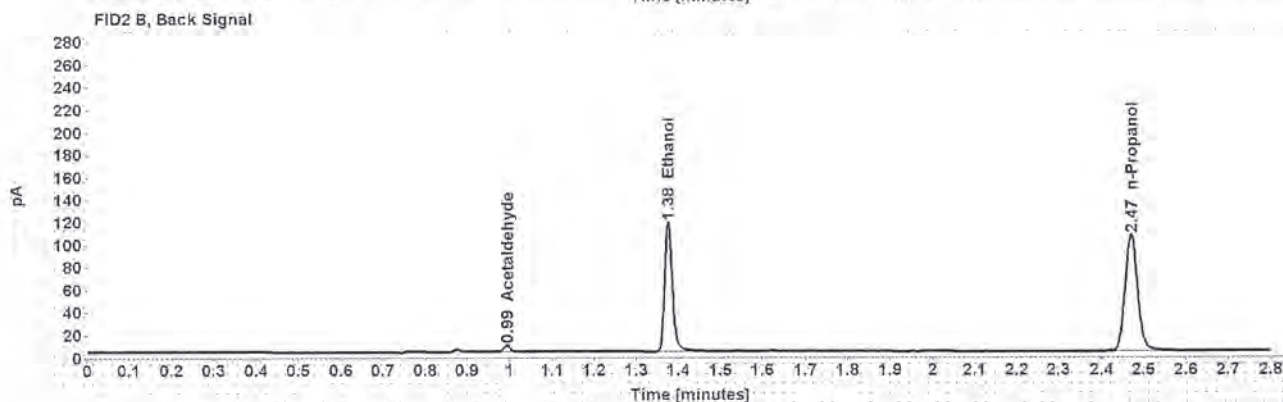
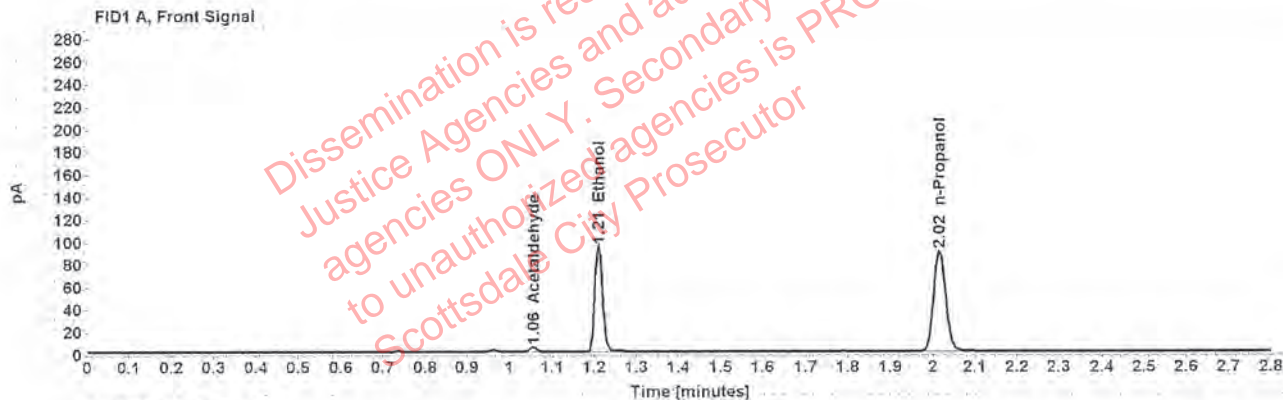


Table 1: FID 1 A (column DB-ALC1)

Compound	Amount (g/100mL)	Time (min)	Peak Area
Acetaldehyde	-----	1.055	4.186
>Ethanol	0.1901	1.210	120.507
n-Propanol	-----	2.015	178.537

Table 2: FID 2 B (column DB-ALC2)

Compound	Time (min)	Peak Area
Acetaldehyde	0.994	5.480
Ethanol	1.376	148.790
n-Propanol	2.470	213.116

Scottsdale Police Department Crime Lab Volatiles Analysis

Sample:	1257273	Vial:	15
Description:	[REDACTED]	LIMS ID:	[REDACTED]
Method:	ethanol quant.M	Sequence:	01Oct19
Instrument:	US14173023 CN14160045	Injection date:	10/1/2019 3:48:29 PM
Data file:	C:\Chem32\1\Data\01Oct19\15.D	Analyst:	Kosecki

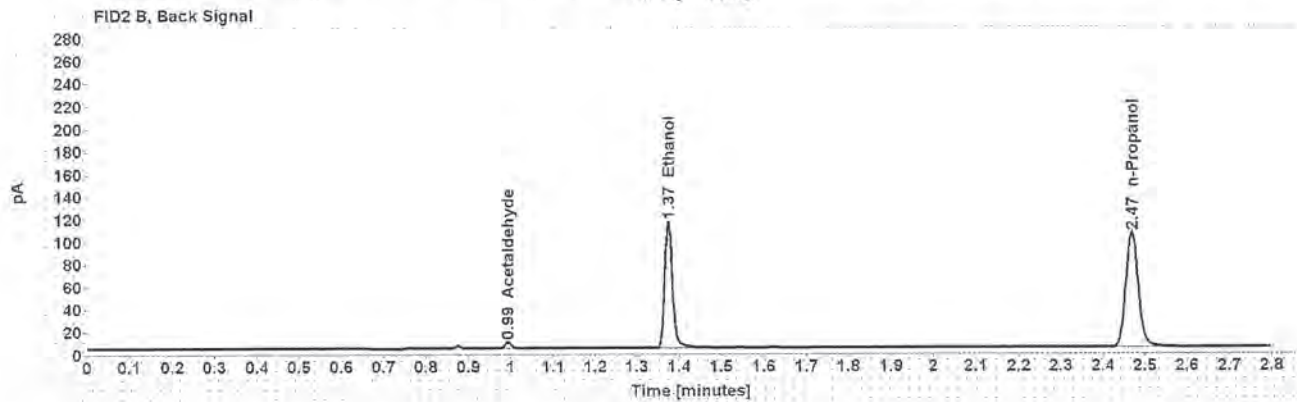
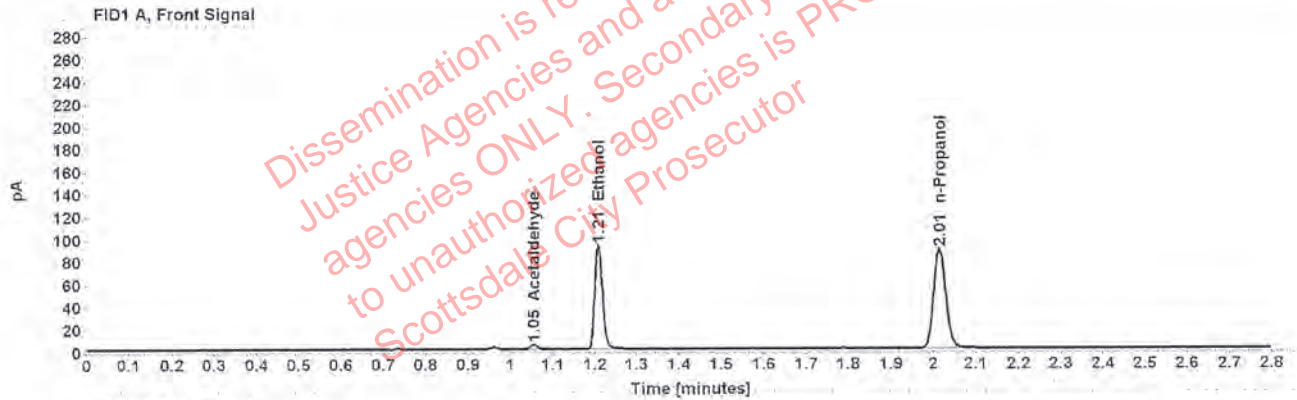


Table 1: FID 1 A (column DB-ALC1)

Compound	Amount (g/100mL)	Time (min)	Peak Area
Acetaldehyde	-----	1.055	4.218
>Ethanol	0.1885	1.209	118.030
n-Propanol	-----	2.015	176.381

Table 2: FID 2 B (column DB-ALC2)

Compound	Time (min)	Peak Area
Acetaldehyde	0.993	5.546
Ethanol	1.374	146.498
n-Propanol	2.468	210.379

Scottsdale Police Department Crime Lab Volatiles Analysis

Sample:	32002CR	Vial:	16
Description:	[REDACTED]	LIMS ID:	[REDACTED]
Method:	ethanol quant.M	Sequence:	01Oct19
Instrument:	US14173023 CN14160045	Injection date:	10/1/2019 3:52:28 PM
Data file:	C:\Chem32\1\Data\01Oct19\16.D	Analyst:	Kosecki

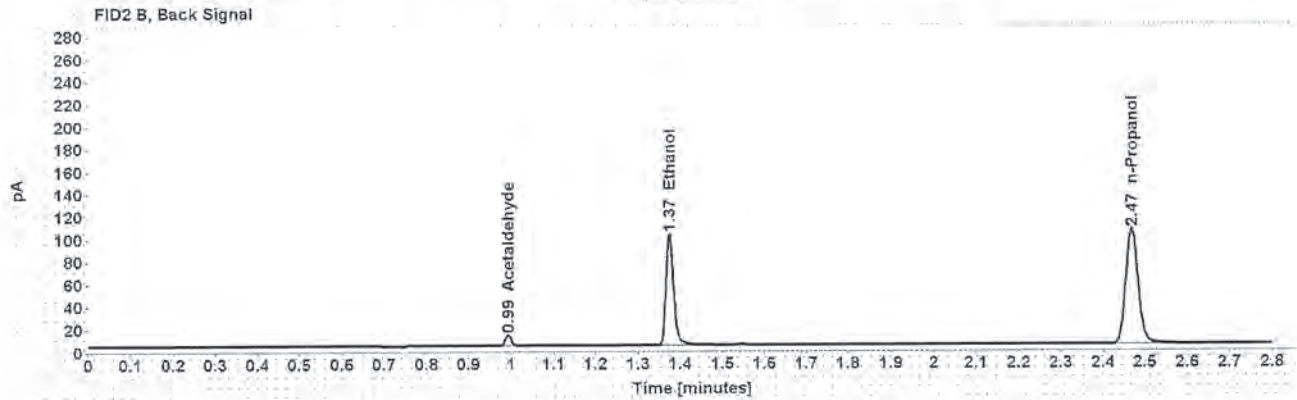
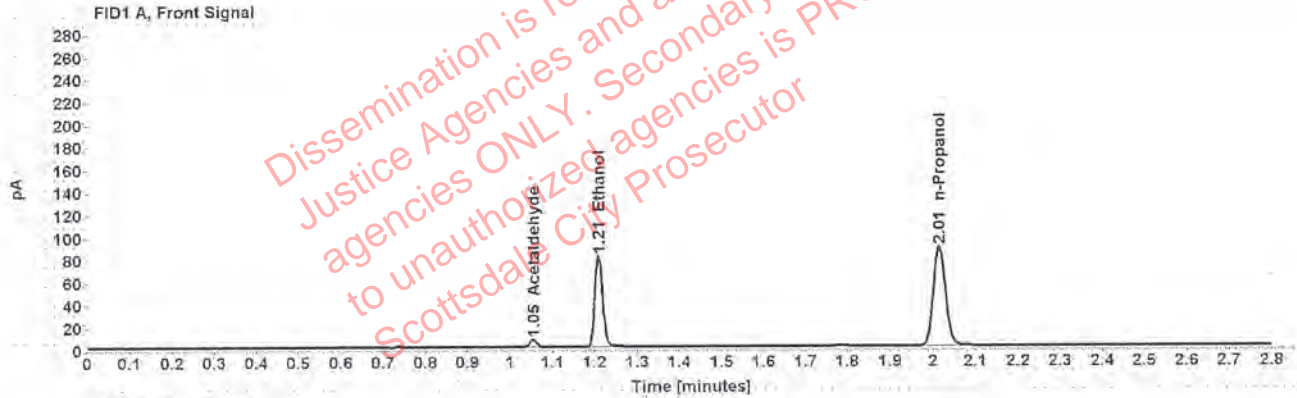


Table 1: FID 1 A (column DB-ALC1)

Compound	Amount (g/100mL)	Time (min)	Peak Area
Acetaldehyde	-----	1.055	6.980
>Ethanol	0.1653	1.209	103.813
n-Propanol	-----	2.015	177.002

Table 2: FID 2 B (column DB-ALC2)

Compound	Time (min)	Peak Area
Acetaldehyde	0.993	9.041
Ethanol	1.374	127.783
n-Propanol	2.469	211.254

Scottsdale Police Department Crime Lab Volatiles Analysis

Sample:	32002CR	Vial:	17
Description:	[REDACTED]	LIMS ID:	[REDACTED]
Method:	ethanol quant.M	Sequence:	01Oct19
Instrument:	US14173023 CN14160045	Injection date:	10/1/2019 3:56:27 PM
Data file:	C:\Chem32\11\Data\01Oct19\17.D	Analyst:	Kosecki

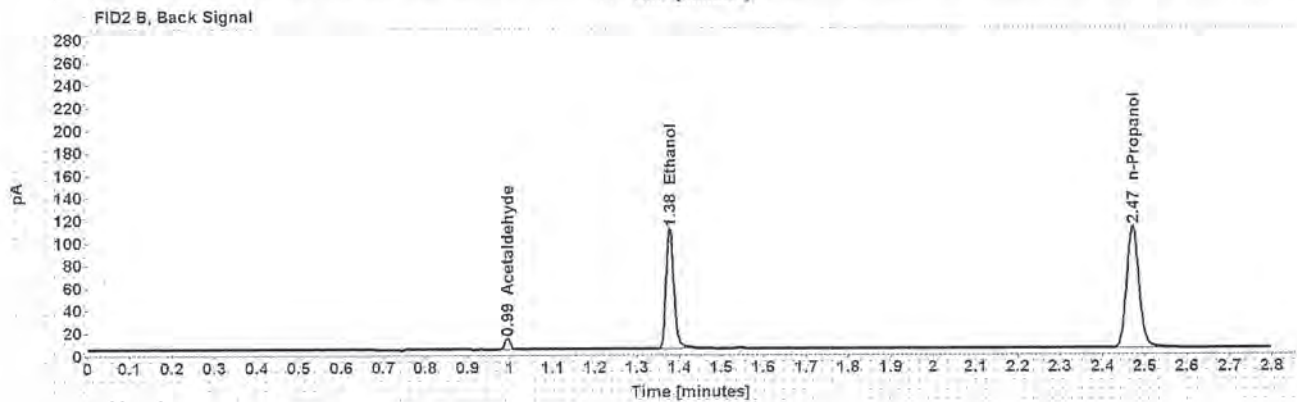
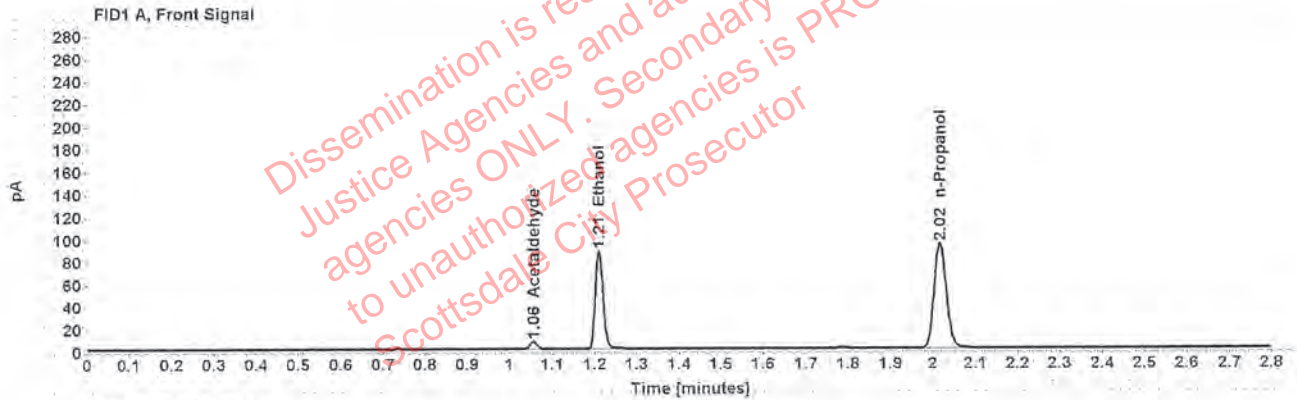


Table 1: FID 1 A (column DB-ALC1)

Compound	Amount (g/100mL)	Time (min)	Peak Area
Acetaldehyde	-----	1.056	7.116
>Ethanol	0.1697	1.211	112.311
n-Propanol	-----	2.016	186.480

Table 2: FID 2 B (column DB-ALC2)

Compound	Time (min)	Peak Area
Acetaldehyde	0.994	9.178
Ethanol	1.377	135.762
n-Propanol	2.471	223.229

Scottsdale Police Department Crime Lab Volatiles Analysis

Sample:	1289390	Vial:	18
Description:	[REDACTED]	LIMS ID:	[REDACTED]
Method:	ethanol quant.M	Sequence:	01Oct19
Instrument:	US14173023 CN14160045	Injection date:	10/1/2019 4:00:28 PM
Data file:	C:\Chem32\1\Data\01Oct19\18.D	Analyst:	Kosecki

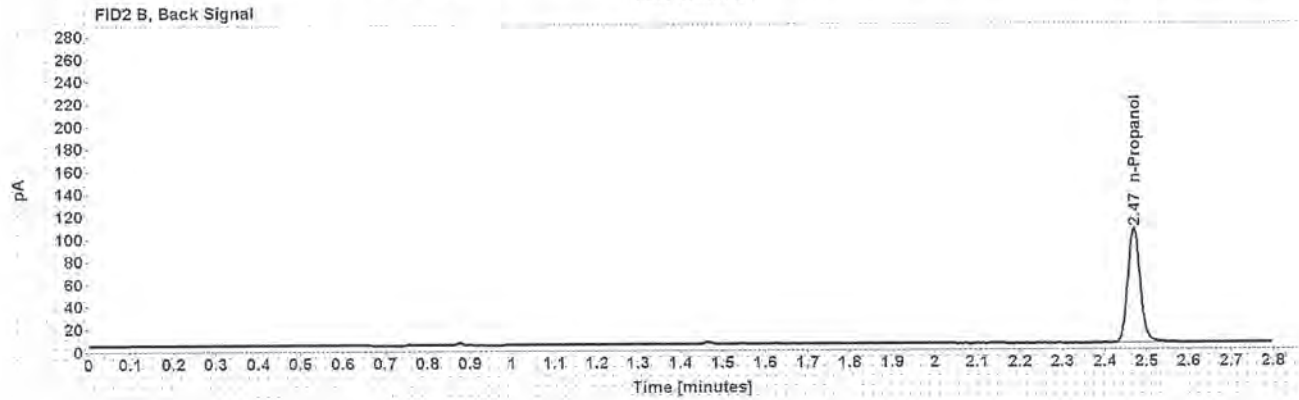
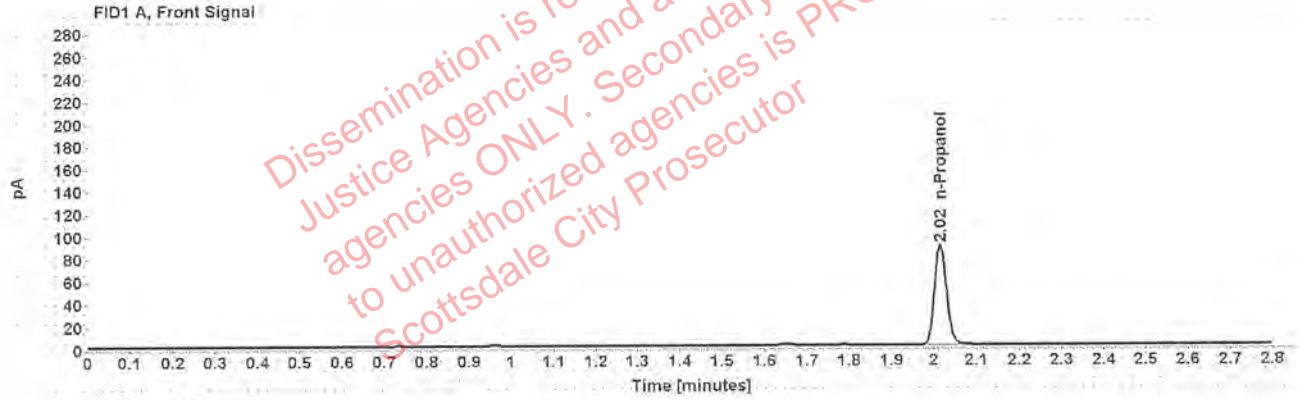


Table 1: FID 1 A (column DB-ALC1)

Compound	Amount (g/100mL)	Time (min)	Peak Area
n-Propanol	-----	2.015	175.982

Table 2: FID 2 B (column DB-ALC2)

Compound	Time (min)	Peak Area
n-Propanol	2.469	210.737

: Kosecki, Patrick Allan - (02-Oct-2019)

Case: [REDACTED] User: pkosecki 10/2/2019

Scottsdale Police Department Crime Lab Volatiles Analysis

Sample:	1289390	Vial:	19
Description:	[REDACTED]	LIMS ID:	[REDACTED]
Method:	ethanol quant.m	Sequence:	01Oct19
Instrument:	US14173023 CN14160045	Injection date:	10/1/2019 4:04:43 PM
Data file:	C:\Chem32\1\Data\01Oct19\19.D	Analyst:	Kosecki

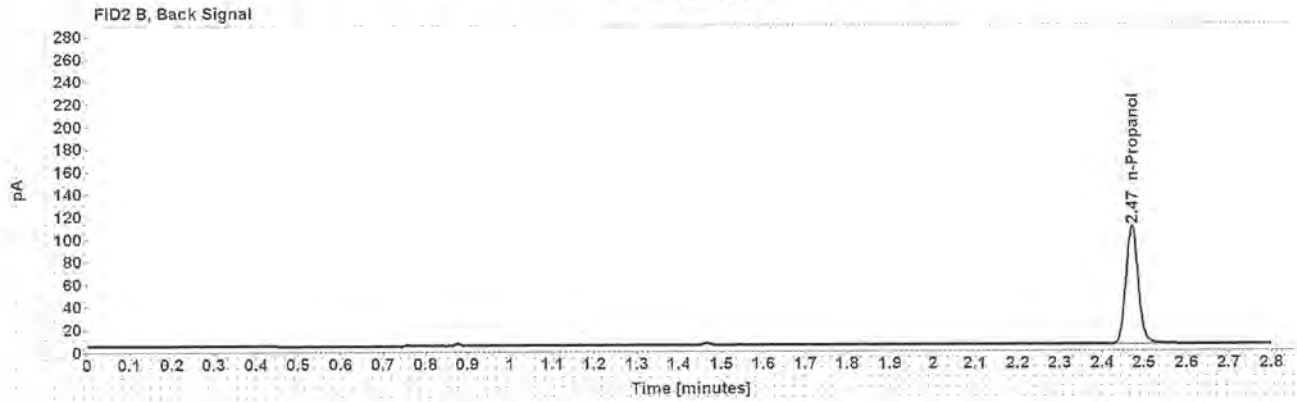
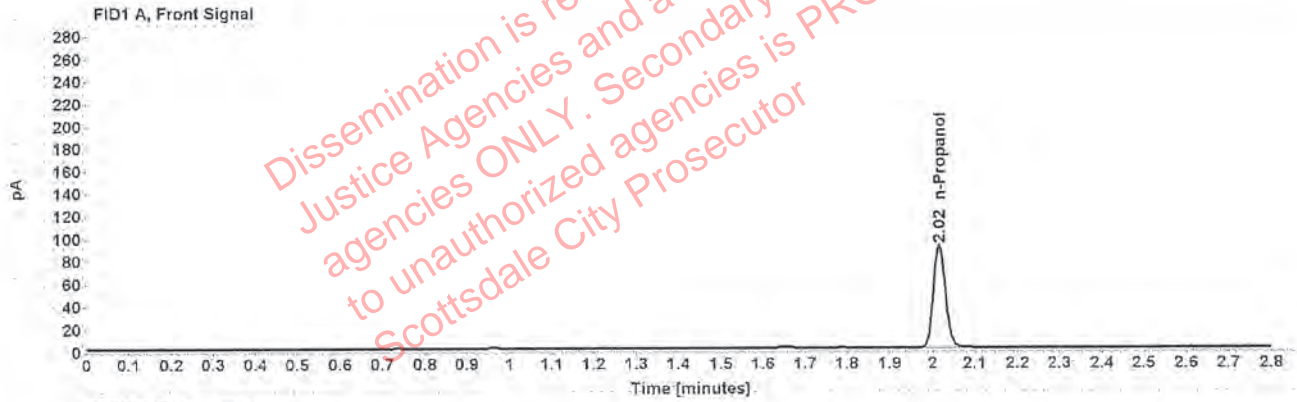


Table 1: FID 1 A (column DB-ALC1)

Compound	Amount (g/100mL)	Time (min)	Peak Area
n-Propanol	-----	2.016	181.184

Table 2: FID 2 B (column DB-ALC2)

Compound	Time (min)	Peak Area
n-Propanol	2.470	216.399

Scottsdale Police Department Crime Lab Volatiles Analysis

Sample:	1290186	Vial:	21
Description:	[REDACTED]	LIMS ID:	[REDACTED]
Method:	ethanol quant.M	Sequence:	01Oct19
Instrument:	US14173023 CN14160045	Injection date:	10/1/2019 4:12:43 PM
Data file:	C:\Chem32\1\Data\01Oct19\21.D	Analyst:	Kosecki

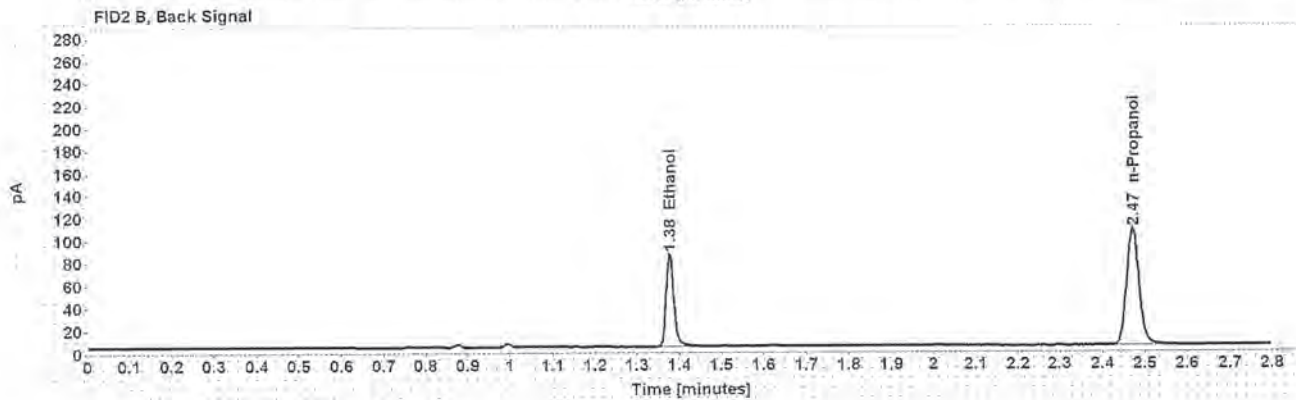
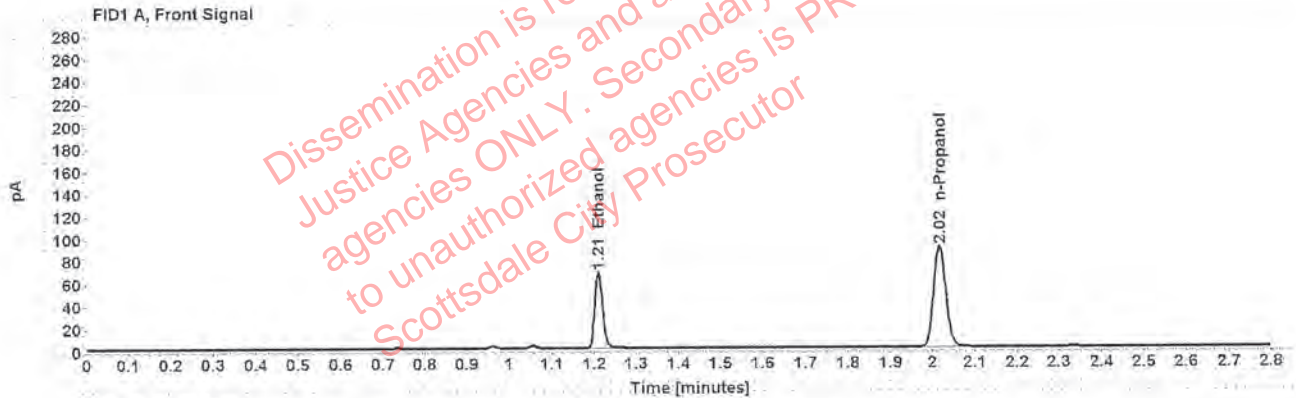


Table 1: FID 1 A (column DB-ALC1)

Compound	Amount (g/100mL)	Time (min)	Peak Area
>Ethanol	0.1366	1.211	86.514
n-Propanol	-----	2.016	178.601

Table 2: FID 2 B (column DB-ALC2)

Compound	Time (min)	Peak Area
Ethanol	1.377	106.868
n-Propanol	2.470	214.043

Scottsdale Police Department Crime Lab Volatiles Analysis

Sample:	1290186	Vial:	22
Description:	[REDACTED]	LIMS ID:	[REDACTED]
Method:	ethanol quant.M	Sequence:	01Oct19
Instrument:	US14173023 CN14160045	Injection date:	10/1/2019 4:16:42 PM
Data file:	C:\Chem32\1\Data\01Oct19\22.D	Analyst:	Kosecki

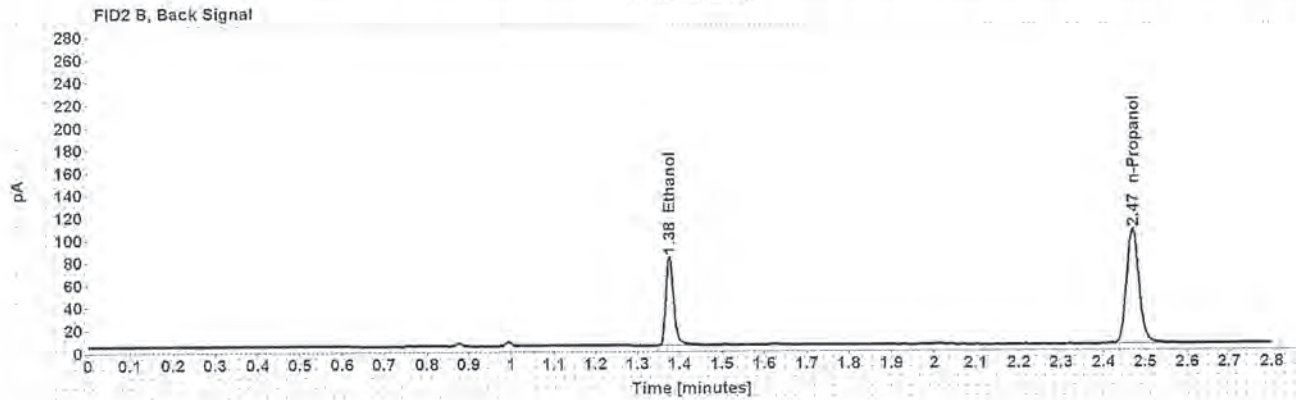
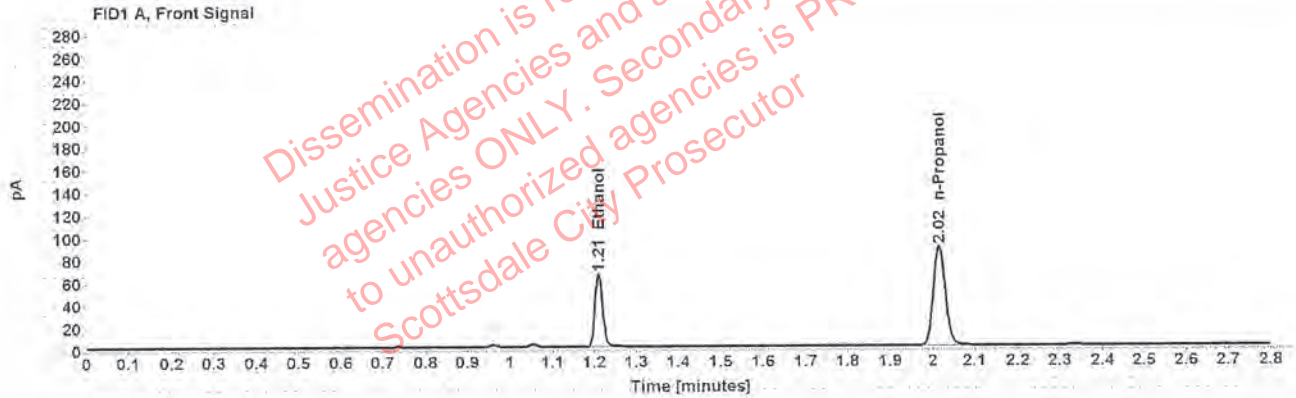


Table 1: FID 1 A (column DB-ALC1)

Compound	Amount (g/100mL)	Time (min)	Peak Area
>Ethanol	0.1332	1.210	83.105
n-Propanol	-----	2.015	175.905

Table 2: FID 2 B (column DB-ALC2)

Compound	Time (min)	Peak Area
Ethanol	1.376	101.234
n-Propanol	2.469	211.118

Scottsdale Police Department Crime Lab Volatiles Analysis

Sample:	1289079	Vial:	23
Description:	[REDACTED]	LIMS ID:	[REDACTED]
Method:	ethanol quant.M	Sequence:	01Oct19
Instrument:	US14173023 CN14160045	Injection date:	10/1/2019 4:20:43 PM
Data file:	C:\Chem32\1\Data\01Oct19\23.D	Analyst:	Kosecki

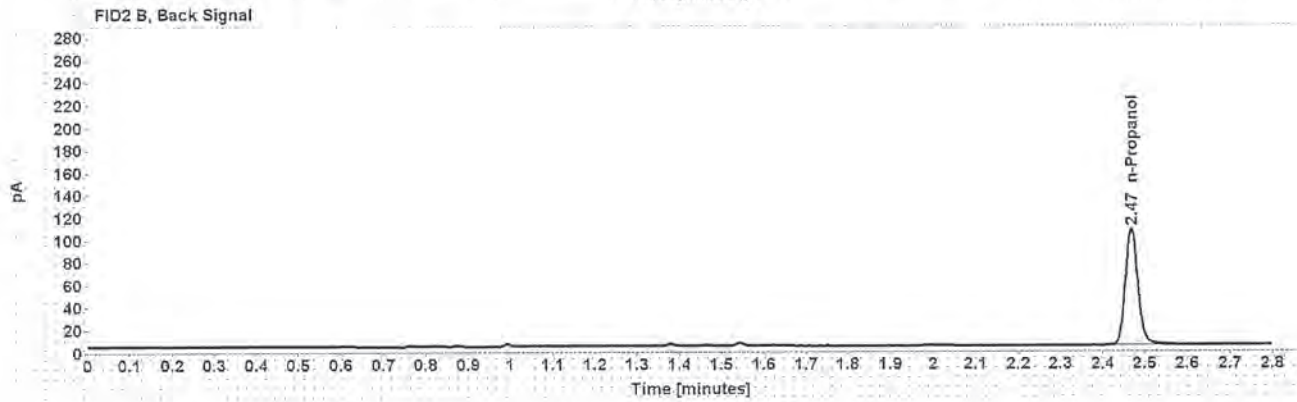
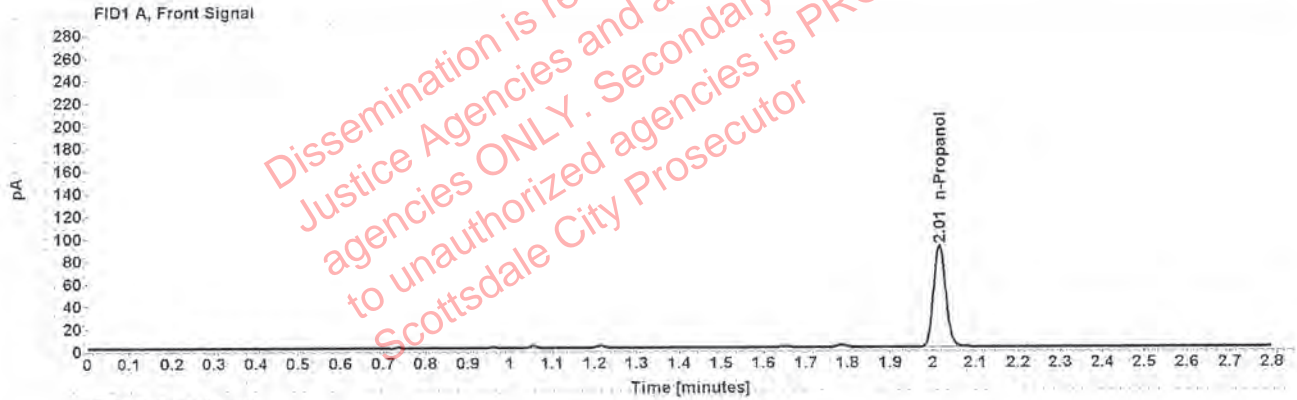


Table 1: FID 1 A (column DB-ALC1)

Compound	Amount (g/100mL)	Time (min)	Peak Area
n-Propanol	-----	2.015	179.890

Table 2: FID 2 B (column DB-ALC2)

Compound	Time (min)	Peak Area
n-Propanol	2.469	215.774

Case: [REDACTED] User: pkosecki 10/2/2019

Scottsdale Police Department Crime Lab Volatiles Analysis

Sample:	1289079	Vial:	24
Description:	[REDACTED]	LIMS ID:	[REDACTED]
Method:	ethanol quant.M	Sequence:	01Oct19
Instrument:	US14173023 CN14160045	Injection date:	10/1/2019 4:24:43 PM
Data file:	C:\Chem32\1\Data\01Oct19\24.D	Analyst:	Kosecki

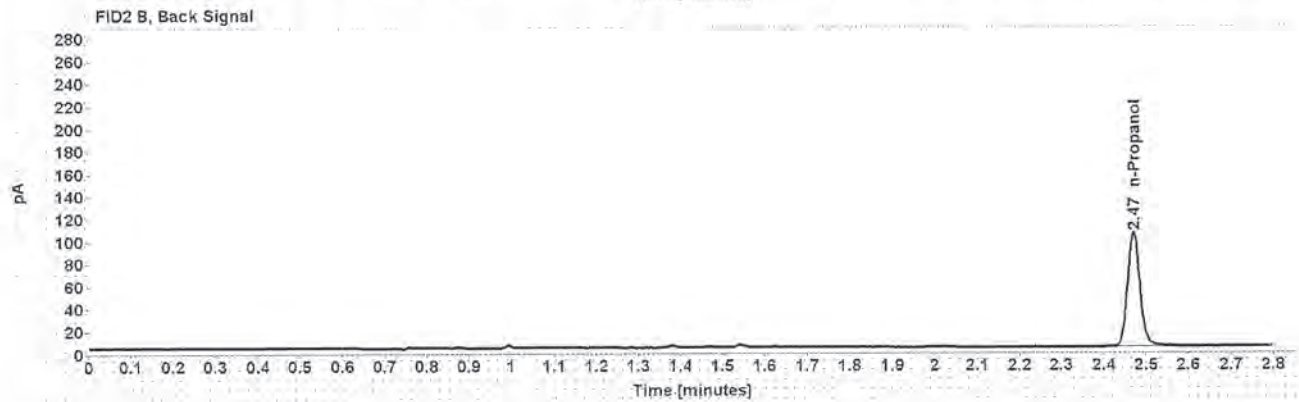
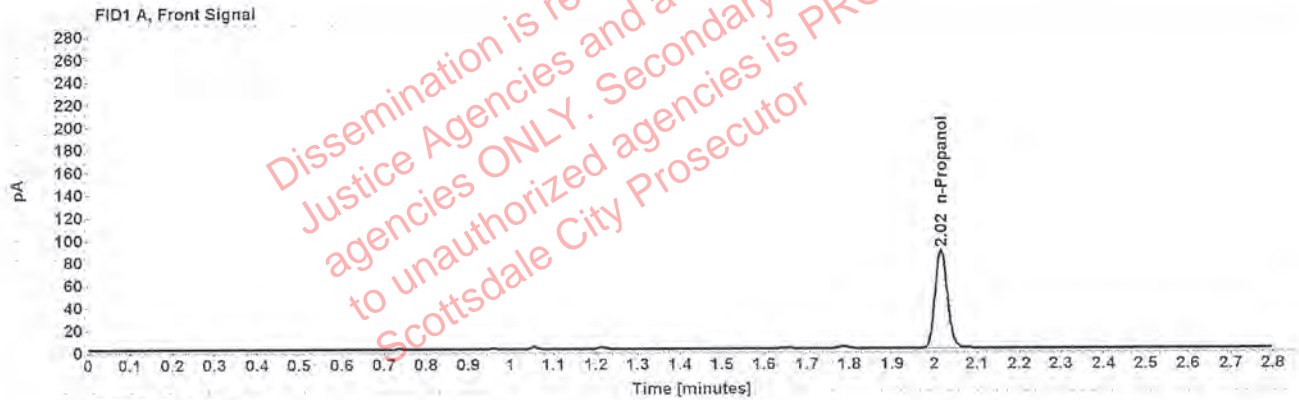


Table 1: FID 1 A (column DB-ALC1)

Compound	Amount (g/100mL)	Time (min)	Peak Area
n-Propanol	-----	2.015	175.174

Table 2: FID 2 B (column DB-ALC2)

Compound	Time (min)	Peak Area
n-Propanol	2.469	209.854

Scottsdale Police Department Crime Lab Volatiles Analysis

Sample:	1289712	Vial:	25
Description:	[REDACTED]	LIMS ID:	[REDACTED]
Method:	ethanol quant.M	Sequence:	01Oct19
Instrument:	US14173023 CN14160045	Injection date:	10/1/2019 4:28:57 PM
Data file:	C:\Chem32\1\Data\01Oct19\25.D	Analyst:	Kosecki

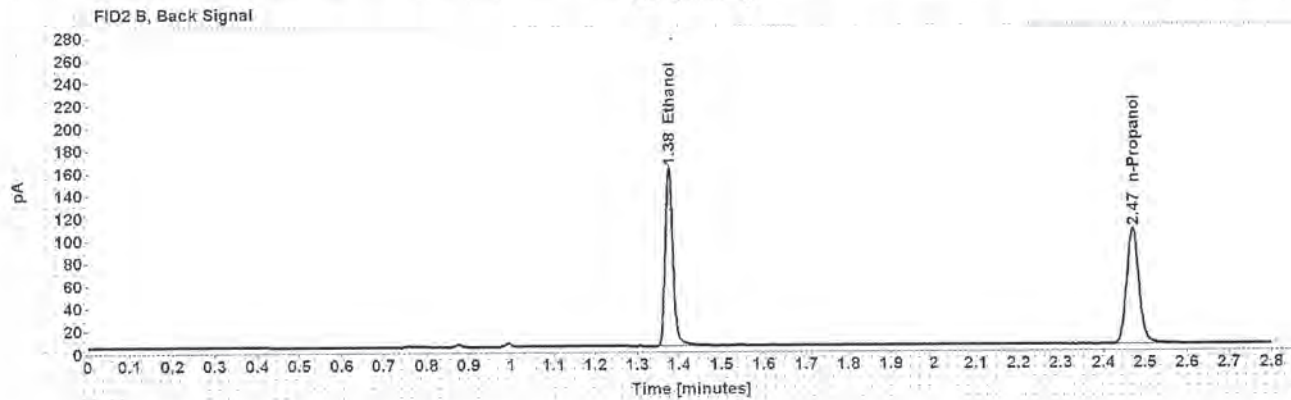
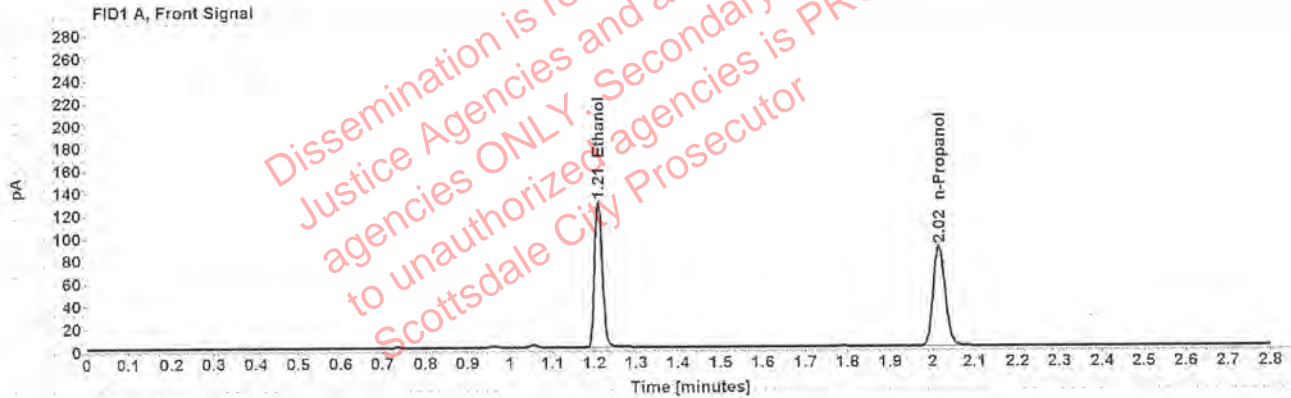


Table 1: FID 1 A (column DB-ALC1)

Compound	Amount (g/100mL)	Time (min)	Peak Area
>Ethanol	0.2619	1.209	164.786
n-Propanol	-----	2.016	177.131

Table 2: FID 2 B (column DB-ALC2)

Compound	Time (min)	Peak Area
Ethanol	1.376	203.696
n-Propanol	2.470	211.553

Scottsdale Police Department Crime Lab Volatiles Analysis

Sample:	1289712	Vial:	26
Description:	[REDACTED]	LIMS ID:	[REDACTED]
Method:	ethanol quant.M	Sequence:	01Oct19
Instrument:	US14173023 CN14160045	Injection date:	10/1/2019 4:32:59 PM
Data file:	C:\Chem32\1\Data\01Oct19\26.D	Analyst:	Kosecki

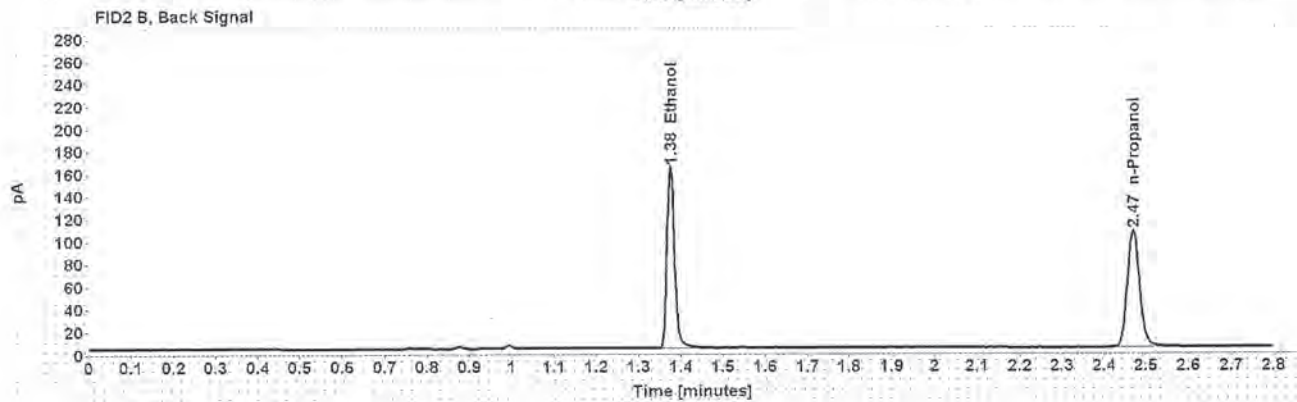
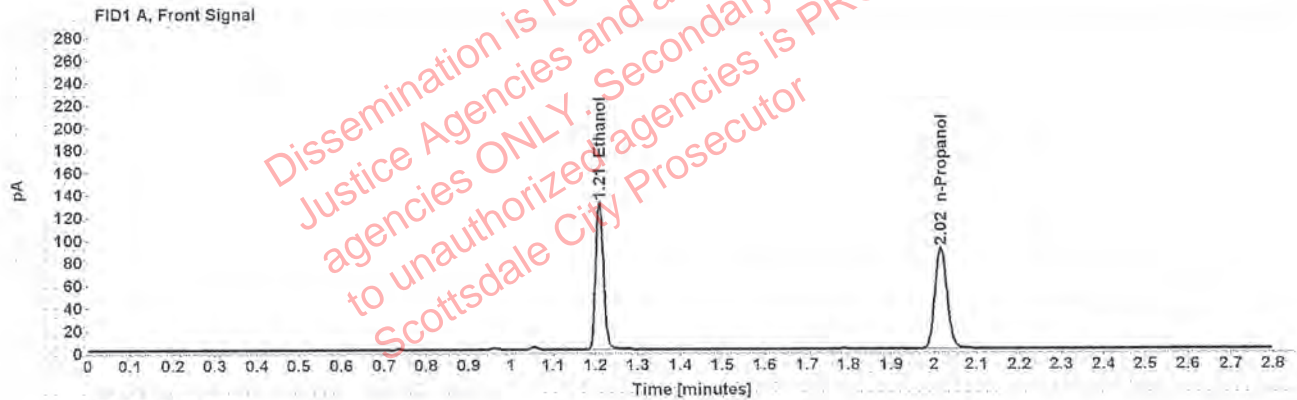


Table 1: FID 1 A (column DB-ALC1)

Compound	Amount (g/100mL)	Time (min)	Peak Area
>Ethanol	0.2642	1.209	167.145
n-Propanol	-----	2.016	178.105

Table 2: FID 2 B (column DB-ALC2)

Compound	Time (min)	Peak Area
Ethanol	1.376	206.587
n-Propanol	2.470	212.795

Scottsdale Police Department Crime Lab Volatiles Analysis

Sample:	1288284	Vial:	27
Description:	[REDACTED]	LIMS ID:	[REDACTED]
Method:	ethanol quant.M	Sequence:	01Oct19
Instrument:	US14173023 CN14160045	Injection date:	10/1/2019 4:36:57 PM
Data file:	C:\Chem32\1\Data\01Oct19\27.D	Analyst:	Kosecki

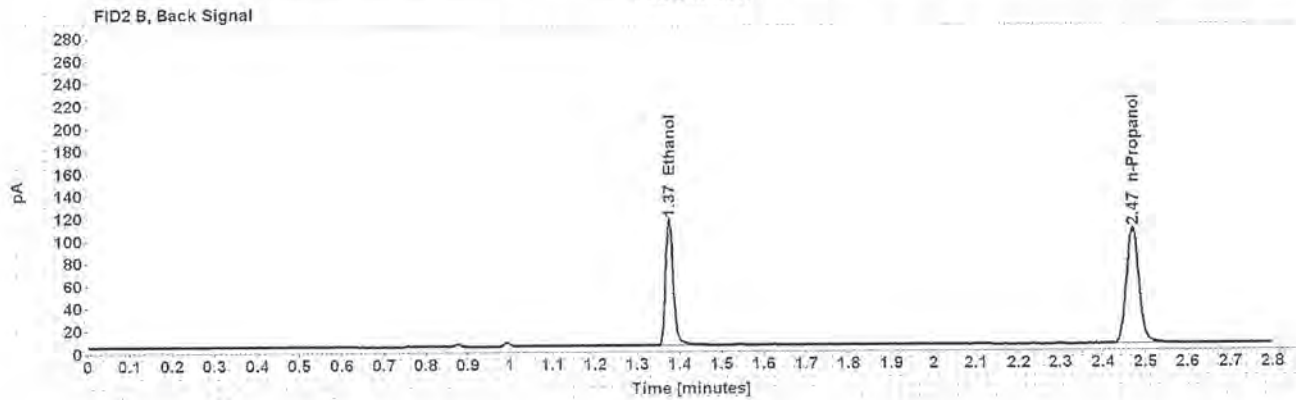
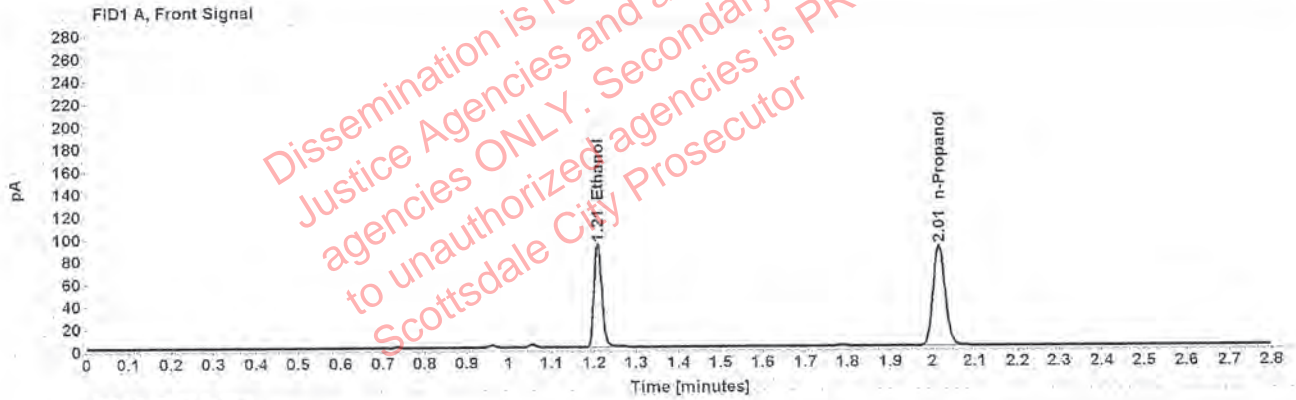


Table 1: FID 1 A (column DB-ALC1)

Compound	Amount (g/100mL)	Time (min)	Peak Area
>Ethanol	0.1863	1.209	117.622
n-Propanol	-----	2.015	177.861

Table 2: FID 2 B (column DB-ALC2)

Compound	Time (min)	Peak Area
Ethanol	1.375	145.652
n-Propanol	2.469	212.757

Scottsdale Police Department Crime Lab Volatiles Analysis

Sample:	1288284	Vial:	28
Description:	[REDACTED]	LIMS ID:	[REDACTED]
Method:	ethanol quant.M	Sequence:	01Oct19
Instrument:	US14173023 CN14160045	Injection date:	10/1/2019 4:40:57 PM
Data file:	C:\Chem32\1\Data\01Oct19\28.D	Analyst:	Kosecki

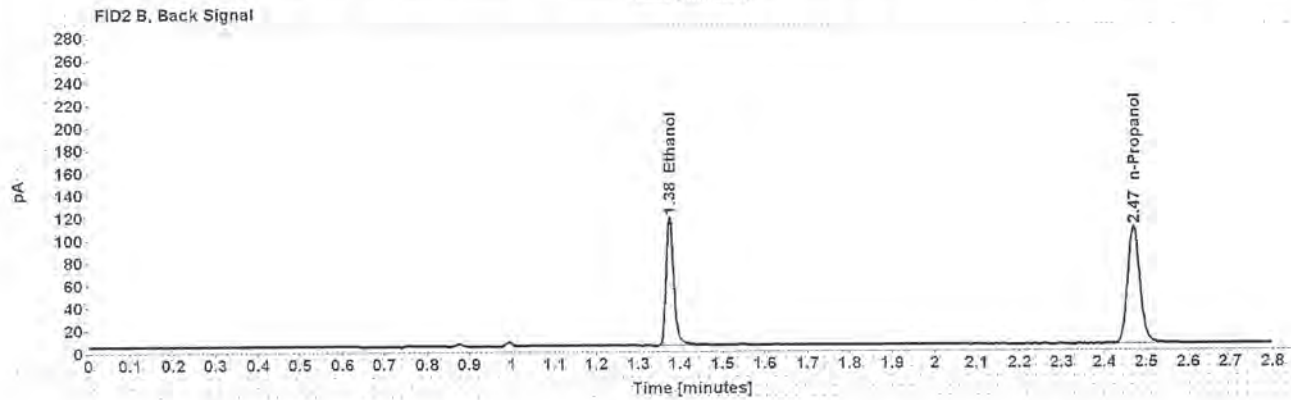
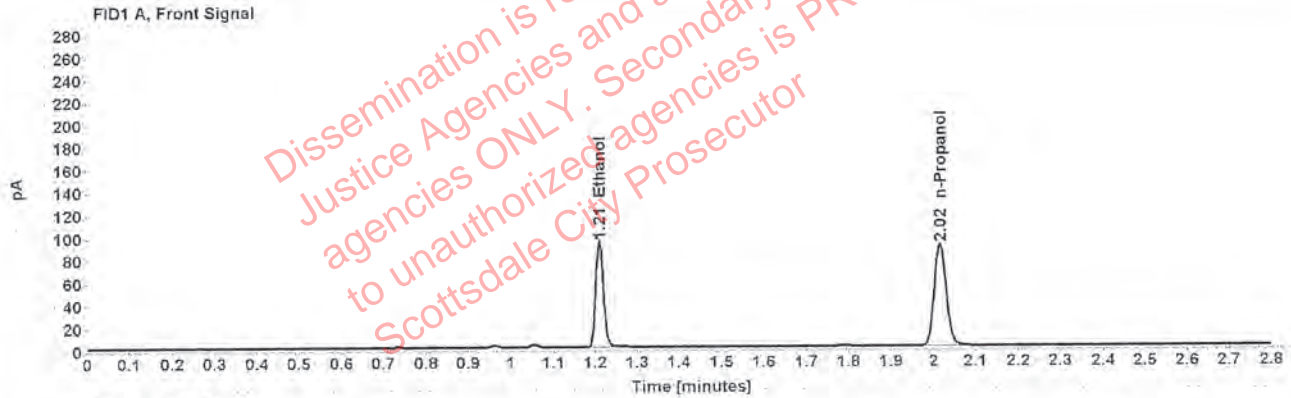


Table 1: FID 1 A (column DB-ALC1)

Compound	Amount (g/100mL)	Time (min)	Peak Area
>Ethanol	0.1876	1.210	119.652
n-Propanol	-----	2.016	179.632

Table 2: FID 2 B (column DB-ALC2)

Compound	Time (min)	Peak Area
Ethanol	1.376	147.886
n-Propanol	2.470	214.452

Scottsdale Police Department Crime Lab Volatiles Analysis

Sample:	1288431	Vial:	29
Description:	[REDACTED]	LIMS ID:	[REDACTED]
Method:	ethanol quant.M	Sequence:	01Oct19
Instrument:	US14173023 CN14160045	Injection date:	10/1/2019 4:44:57 PM
Data file:	C:\Chem32\1\Data\01Oct19\29.D	Analyst:	Kosecki

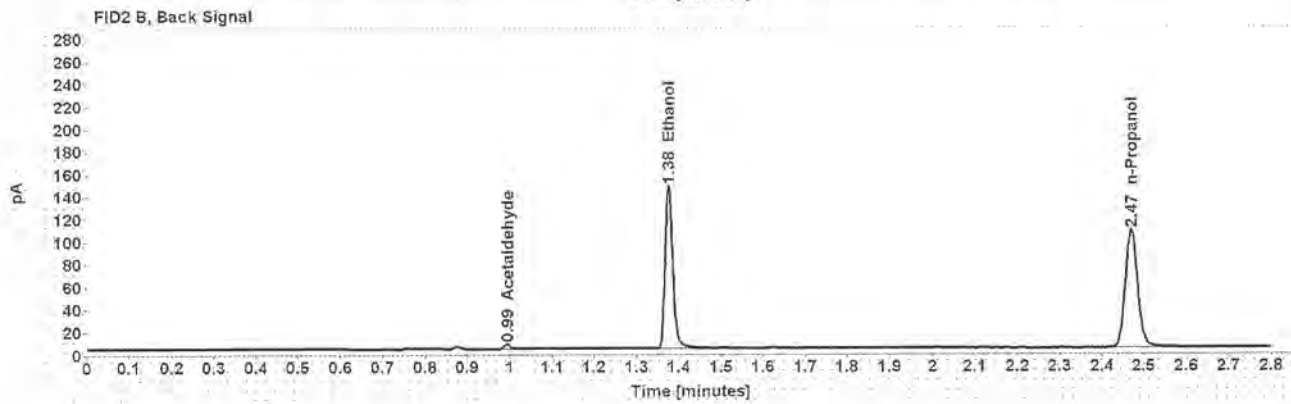
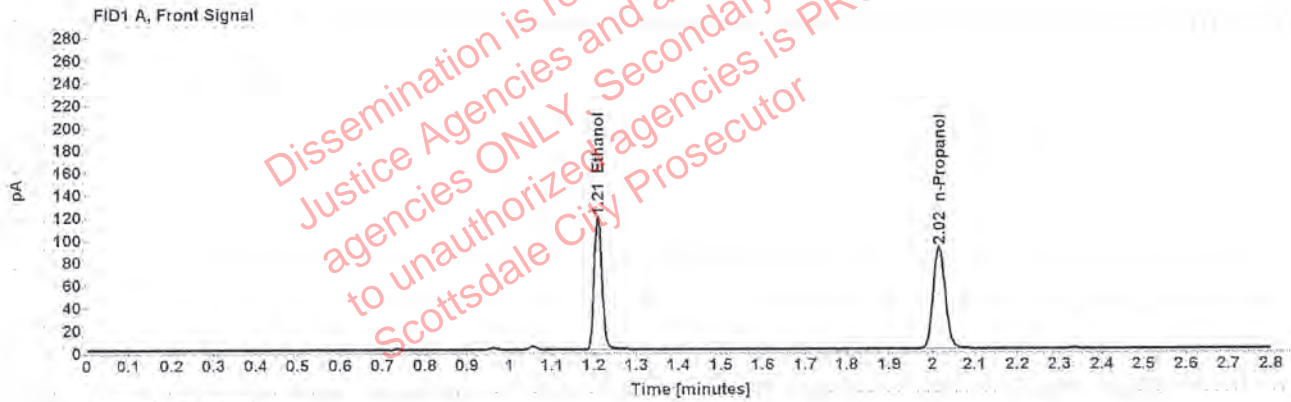


Table 1: FID 1 A (column DB-ALC1)

Compound	Amount (g/100mL)	Time (min)	Peak Area
>Ethanol	0.2356	1.210	150.121
n-Propanol	-----	2.016	179.405

Table 2: FID 2 B (column DB-ALC2)

Compound	Time (min)	Peak Area
Acetaldehyde	0.994	3.922
Ethanol	1.376	185.408
n-Propanol	2.470	215.138

Scottsdale Police Department Crime Lab Volatiles Analysis

Sample:	1288431	Vial:	30
Description:	[REDACTED]	LIMS ID:	[REDACTED]
Method:	ethanol quant.M	Sequence:	01Oct19
Instrument:	US14173023 CN14160045	Injection date:	10/1/2019 4:48:58 PM
Data file:	C:\Chem32\1\Data\01Oct19\30.D	Analyst:	Kosecki

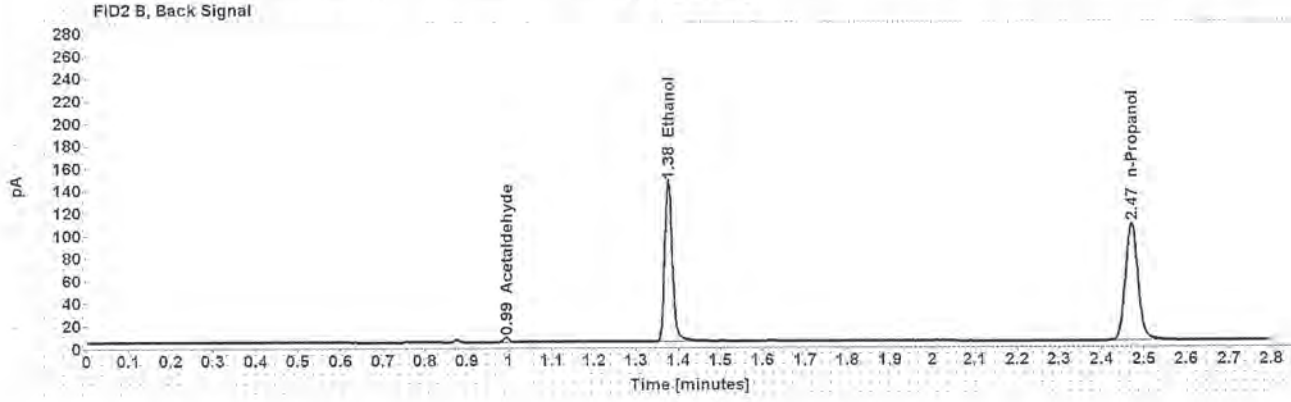
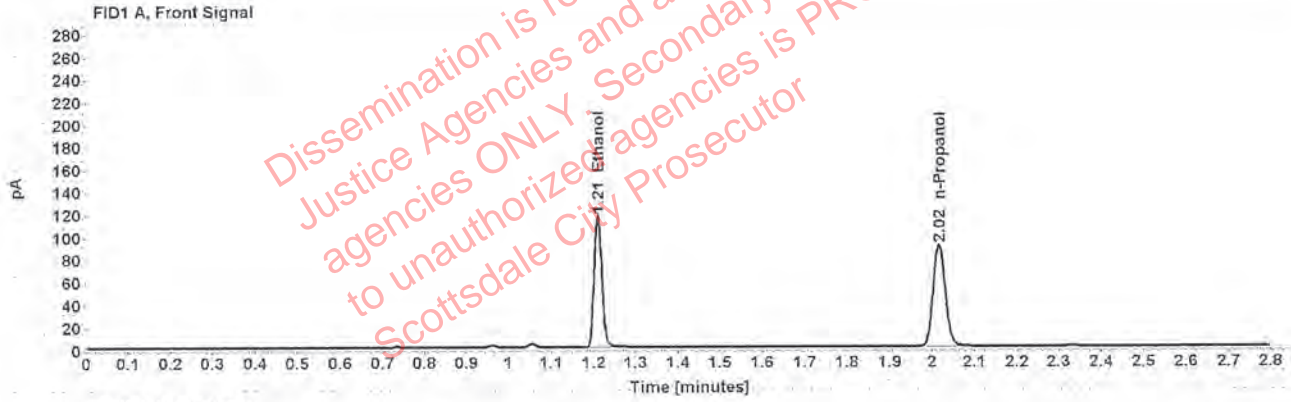


Table 1: FID 1 A (column DB-ALC1)

Compound	Amount (g/100mL)	Time (min)	Peak Area
>Ethanol	0.2330	1.210	148.620
n-Propanol	-----	2.016	179.568

Table 2: FID 2 B (column DB-ALC2)

Compound	Time (min)	Peak Area
Acetaldehyde	0.994	4.057
Ethanol	1.376	183.568
n-Propanol	2.470	214.905

Scottsdale Police Department Crime Lab Volatiles Analysis

Sample:	1288259	Vial:	32
Description:	[REDACTED]	LIMS ID:	[REDACTED]
Method:	ethanol quant.M	Sequence:	01Oct19
Instrument:	US14173023 CN14160045	Injection date:	10/1/2019 4:57:14 PM
Data file:	C:\Chem32\1\Data\01Oct19\32.D	Analyst:	Kosecki

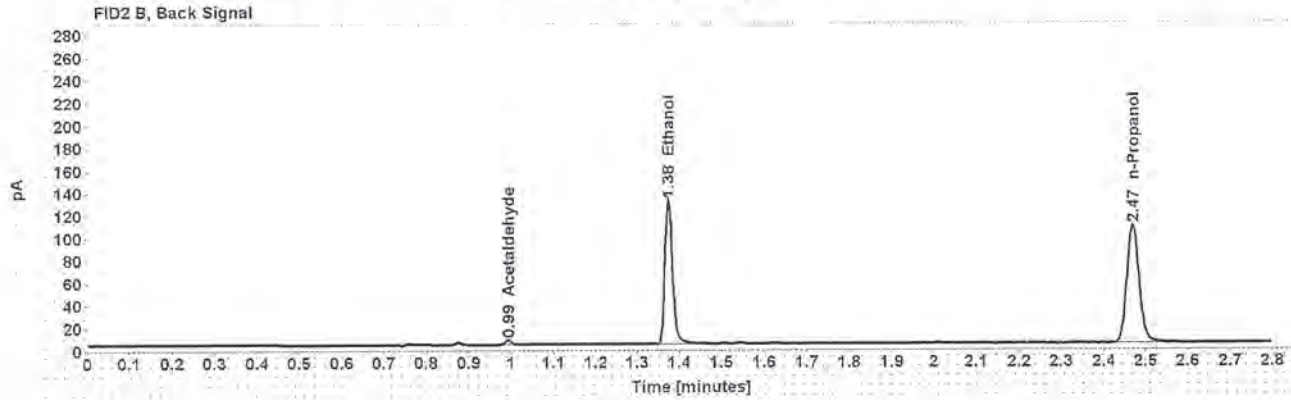
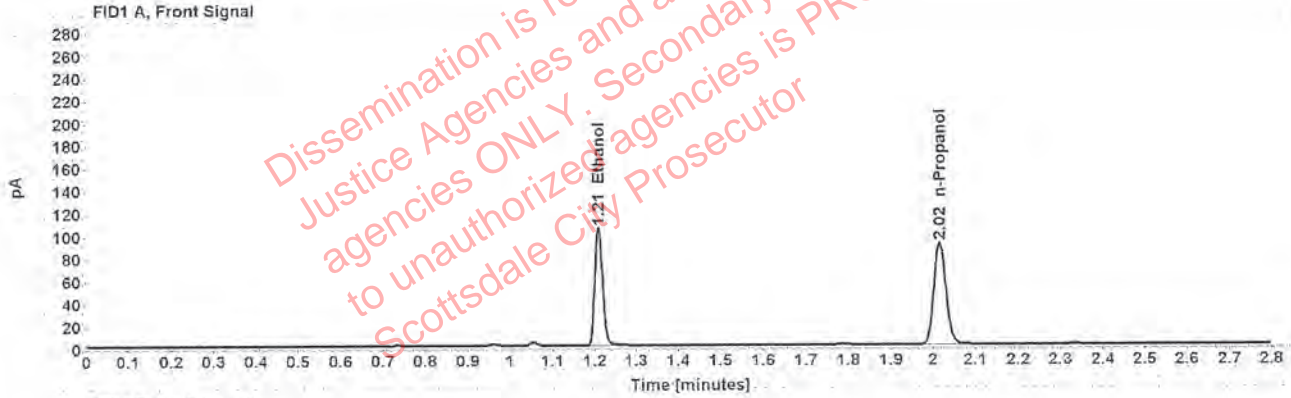


Table 1: FID 1 A (column DB-ALC1)

Compound	Amount (g/100mL)	Time (min)	Peak Area
>Ethanol	0.2092	1.209	133.796
n-Propanol	-----	2.015	180.089

Table 2: FID 2 B (column DB-ALC2)

Compound	Time (min)	Peak Area
Acetaldehyde	0.993	4.187
Ethanol	1.375	165.398
n-Propanol	2.469	216.313

Scottsdale Police Department Crime Lab Volatiles Analysis

Sample:	1288259	Vial:	33
Description:	[REDACTED]	LIMS ID:	[REDACTED]
Method:	ethanol quant.M	Sequence:	01Oct19
Instrument:	US14173023 CN14160045	Injection date:	10/1/2019 5:01:13 PM
Data file:	C:\Chem32\1\Data\01Oct19\33.D	Analyst:	Kosecki

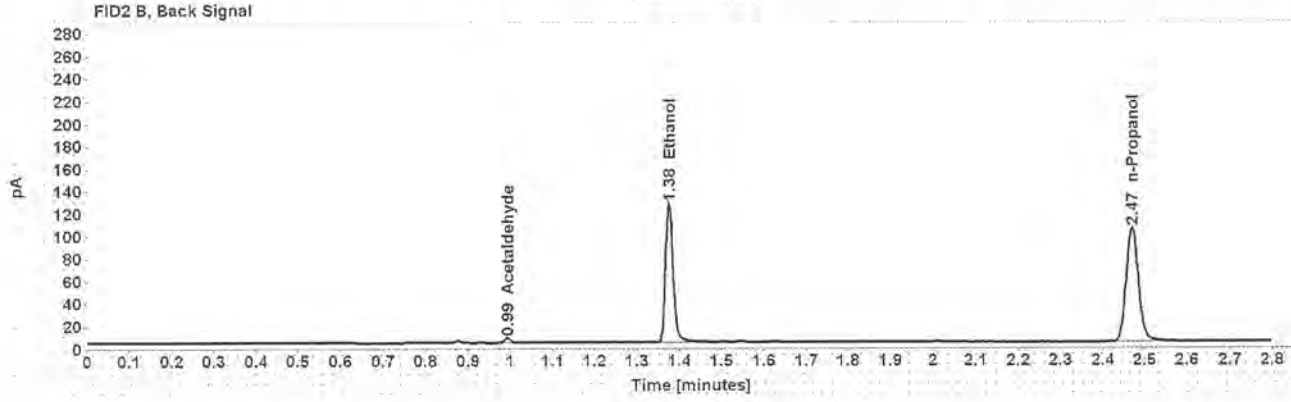
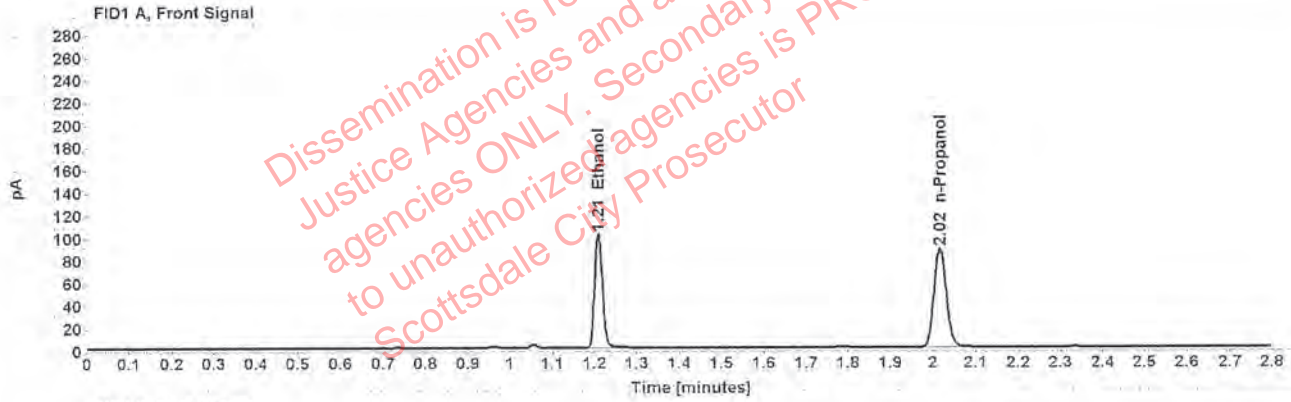


Table 1: FID 1 A (column DB-ALC1)

Compound	Amount (g/100mL)	Time (min)	Peak Area
>Ethanol	0.2090	1.210	129.597
n-Propanol	-----	2.016	174.643

Table 2: FID 2 B (column DB-ALC2)

Compound	Time (min)	Peak Area
Acetaldehyde	0.994	4.065
Ethanol	1.376	159.959
n-Propanol	2.470	209.769

Scottsdale Police Department Crime Lab Volatiles Analysis

Sample:	1287864	Vial:	34
Description:	[REDACTED]	LIMS ID:	[REDACTED]
Method:	ethanol quant.M	Sequence:	01Oct19
Instrument:	US14173023 CN14160045	Injection date:	10/1/2019 5:05:14 PM
Data file:	C:\Chem32\1\Data\01Oct19\34.D	Analyst:	Kosecki

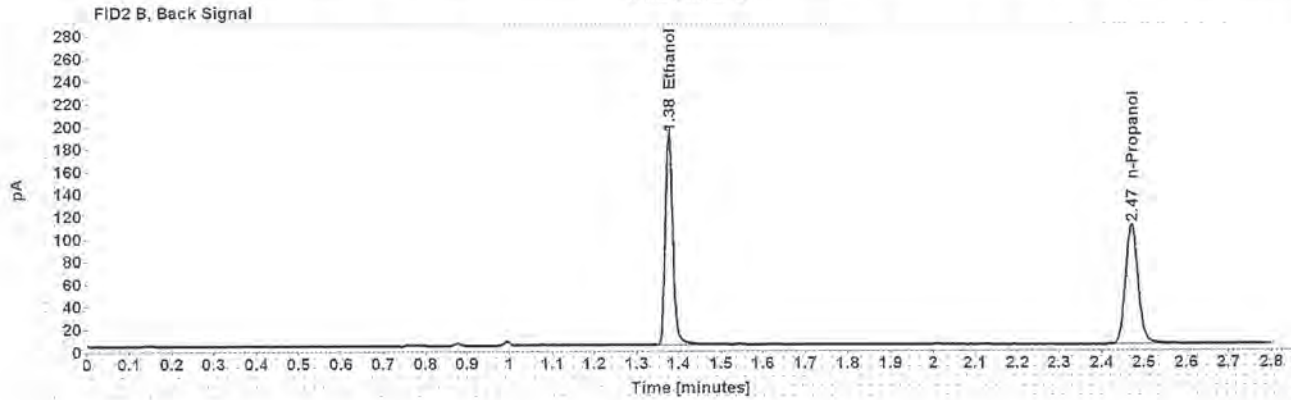
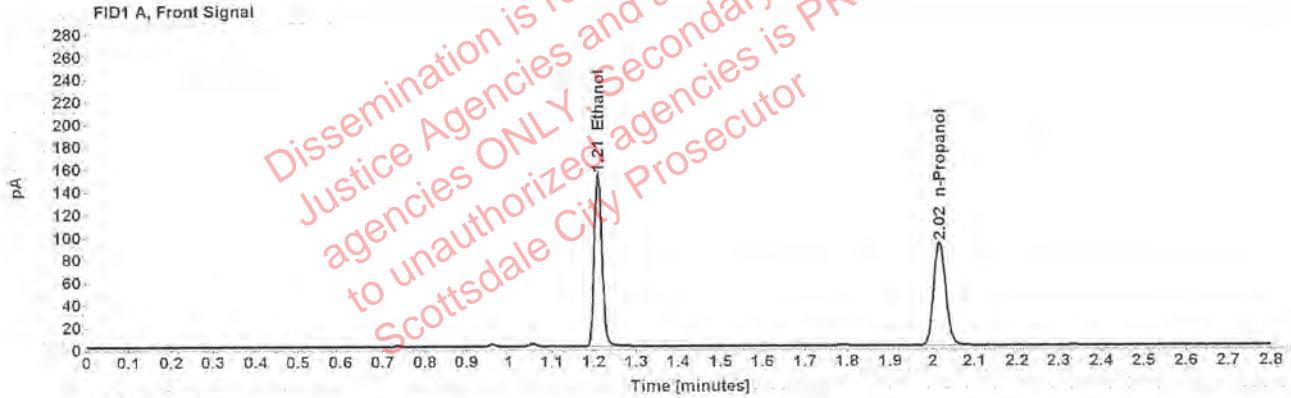


Table 1: FID 1 A (column DB-ALC1)

Compound	Amount (g/100mL)	Time (min)	Peak Area
>Ethanol	0.2997	1.210	194.668
n-Propanol	-----	2.016	182.801

Table 2: FID 2 B (column DB-ALC2)

Compound	Time (min)	Peak Area
Ethanol	1.376	240.570
n-Propanol	2.471	220.027

Scottsdale Police Department Crime Lab Volatiles Analysis

Sample:	1287864	Vial:	35
Description:	[REDACTED]	LIMS ID:	[REDACTED]
Method:	ethanol quant.M	Sequence:	01Oct19
Instrument:	US14173023 CN14160045	Injection date:	10/1/2019 5:09:13 PM
Data file:	C:\Chem32\1\Data\01Oct19\35.D	Analyst:	Kosecki

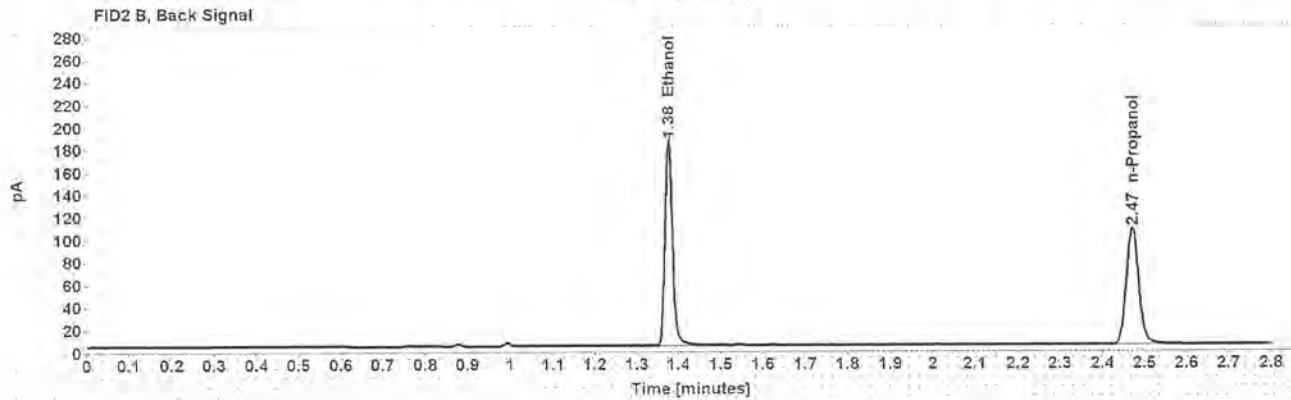
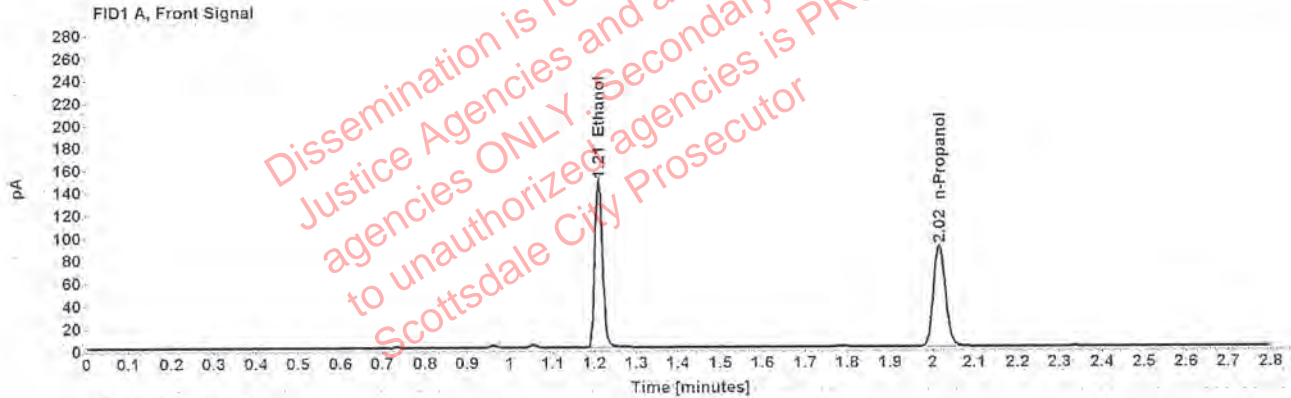


Table 1: FID 1 A (column DB-ALC1)

Compound	Amount (g/100mL)	Time (min)	Peak Area
>Ethanol	0.2986	1.210	188.769
n-Propanol	-----	2.016	177.940

Table 2: FID 2 B (column DB-ALC2)

Compound	Time (min)	Peak Area
Ethanol	1.376	233.571
n-Propanol	2.470	213.591

Scottsdale Police Department Crime Lab Volatiles Analysis

Sample:	1286600	Vial:	36
Description:	[REDACTED]	LIMS ID:	[REDACTED]
Method:	ethanol quant.M	Sequence:	01Oct19
Instrument:	US14173023 CN14160045	Injection date:	10/1/2019 5:13:12 PM
Data file:	C:\Chem321\1\Data\01Oct19\36.D	Analyst:	Kosecki

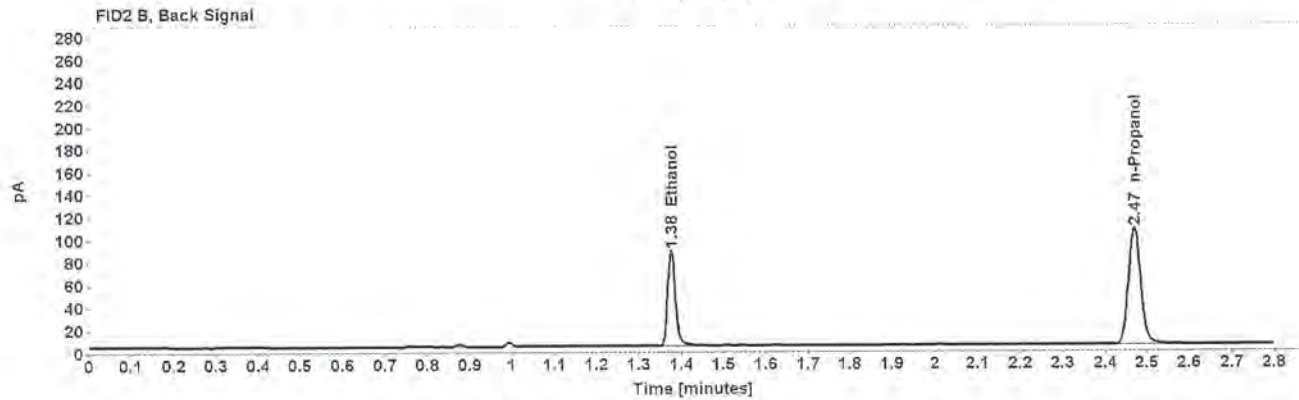
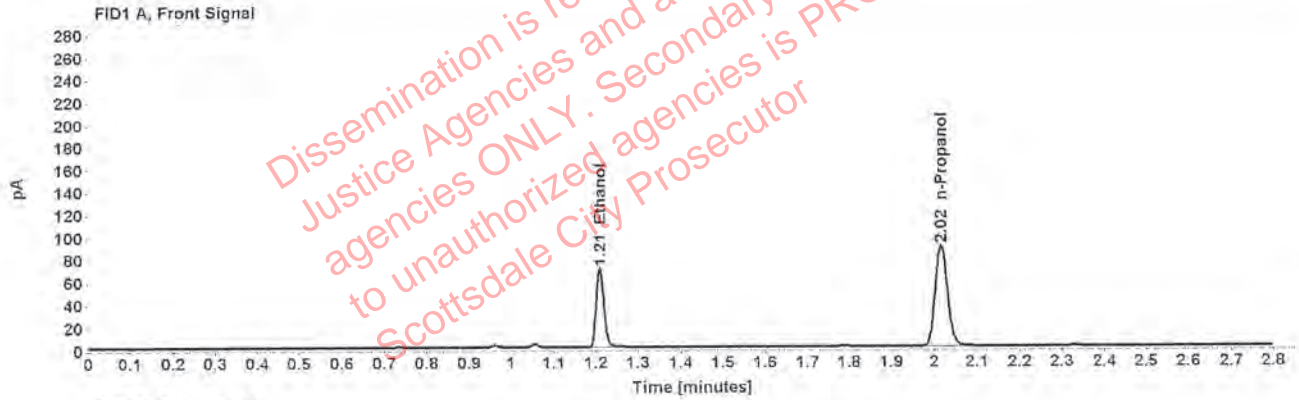


Table 1: FID 1 A (column DB-ALC1)

Compound	Amount (g/100mL)	Time (min)	Peak Area
>Ethanol	0.1412	1.210	89.202
n-Propanol	-----	2.016	178.108

Table 2: FID 2 B (column DB-ALC2)

Compound	Time (min)	Peak Area
Ethanol	1.376	110.428
n-Propanol	2.470	213.974

Scottsdale Police Department Crime Lab Volatiles Analysis

Sample:	1286600	Vial:	37
Description:	[REDACTED]	LIMS ID:	[REDACTED]
Method:	ethanol quant.M	Sequence:	01Oct19
Instrument:	US14173023 CN14160045	Injection date:	10/1/2019 5:17:28 PM
Data file:	C:\Chem32\1\Data\01Oct19\37.D	Analyst:	Kosecki

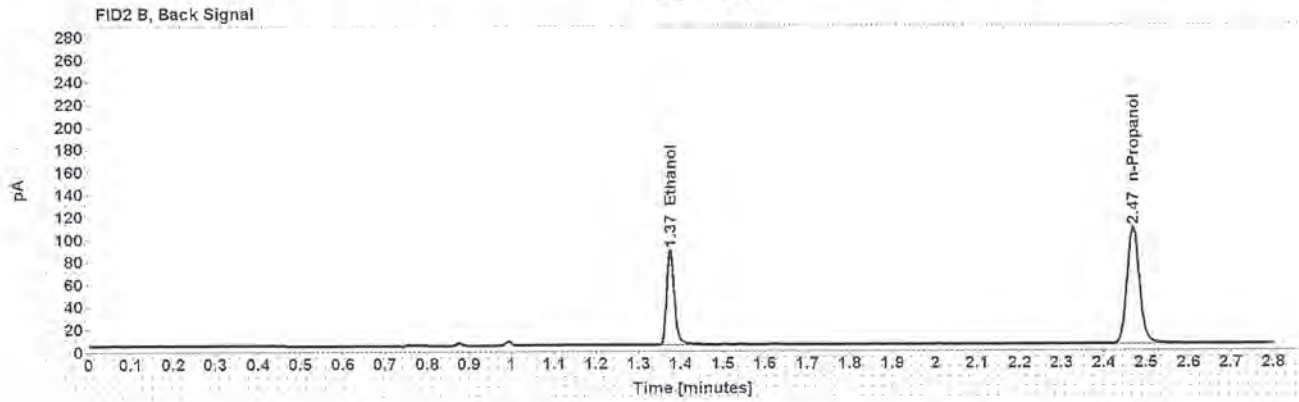
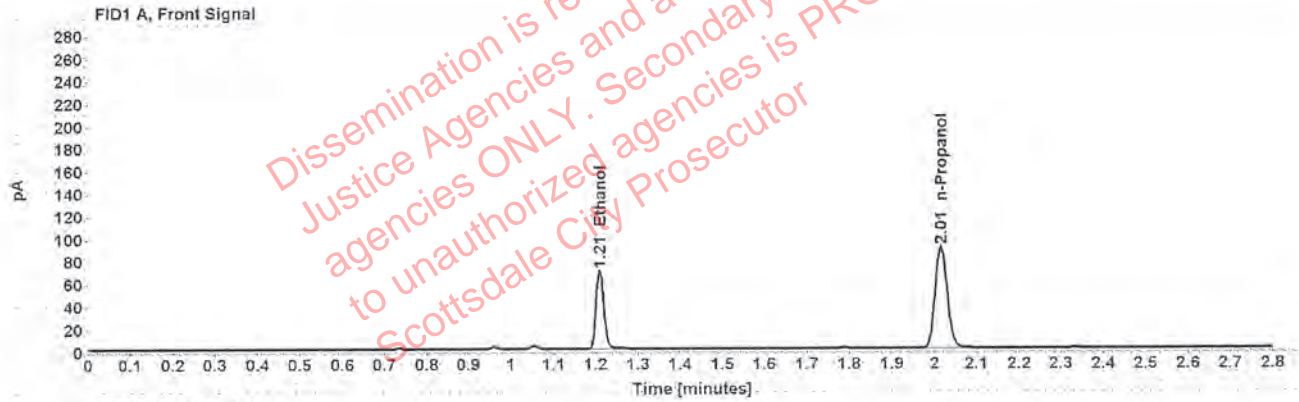


Table 1: FID 1 A (column DB-ALC1)

Compound	Amount (g/100mL)	Time (min)	Peak Area
>Ethanol	0.1409	1.209	89.326
n-Propanol	-----	2.015	178.726

Table 2: FID 2 B (column DB-ALC2)

Compound	Time (min)	Peak Area
Ethanol	1.375	110.451
n-Propanol	2.469	214.815

Scottsdale Police Department Crime Lab Volatiles Analysis

Sample: 1287661	Vial: 38
Description: [REDACTED]	LIMS ID: [REDACTED]
Method: ethanol quant.M	Sequence: 01Oct19
Instrument: US14173023 CN14160045	Injection date: 10/1/2019 5:21:29 PM
Data file: C:\Chem32\1\Data\01Oct19\38.D	Analyst: Kosecki

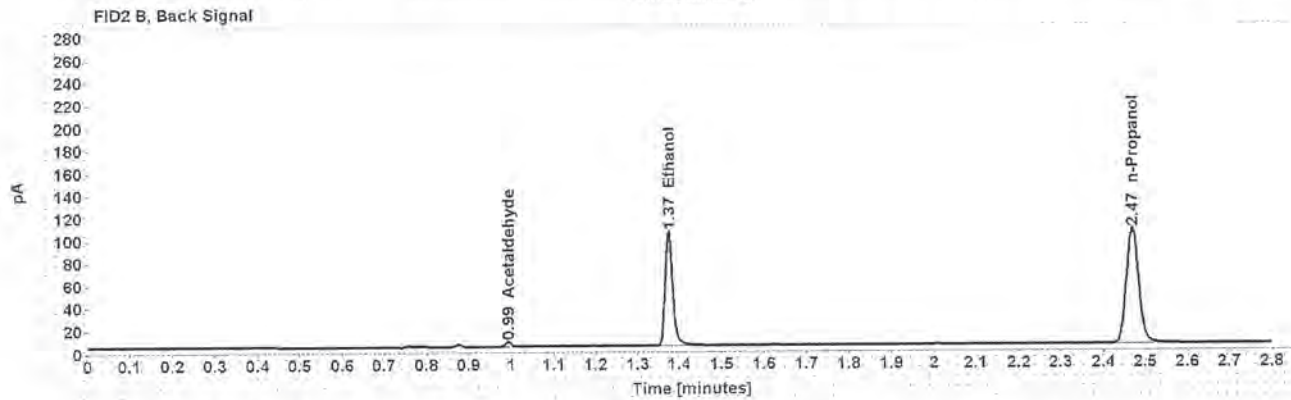
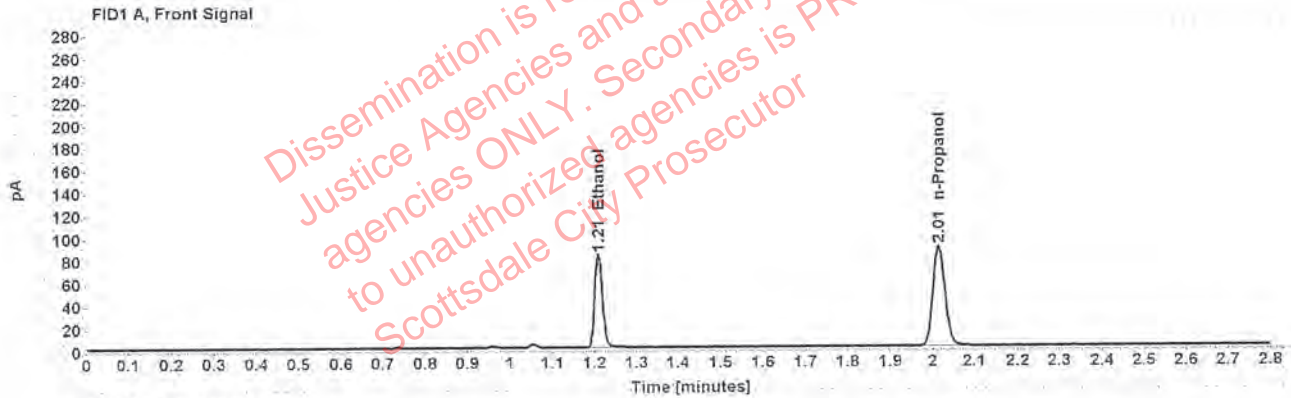


Table 1: FID 1 A (column DB-ALC1)

Compound	Amount (g/100mL)	Time (min)	Peak Area
>Ethanol	0.1690	1.209	106.019
n-Propanol	-----	2.015	176.725

Table 2: FID 2 B (column DB-ALC2)

Compound	Time (min)	Peak Area
Acetaldehyde	0.993	4.037
Ethanol	1.375	131.287
n-Propanol	2.469	212.934

Scottsdale Police Department Crime Lab Volatiles Analysis

Sample:	1287661	Vial:	39
Description:	[REDACTED]	LIMS ID:	[REDACTED]
Method:	ethanol quant.M	Sequence:	01Oct19
Instrument:	US14173023 CN14160045	Injection date:	10/1/2019 5:25:27 PM
Data file:	C:\Chem32\1\Data\01Oct19\39.D	Analyst:	Kosecki

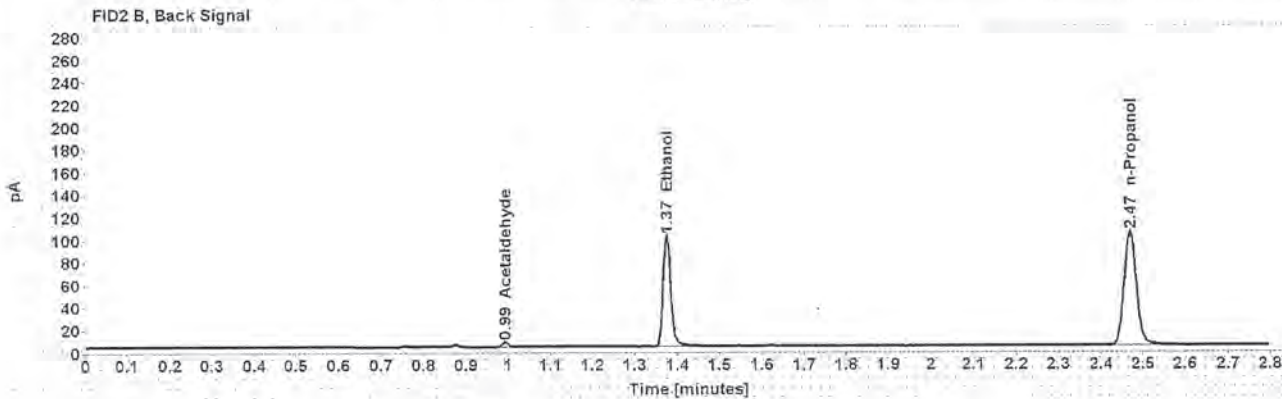
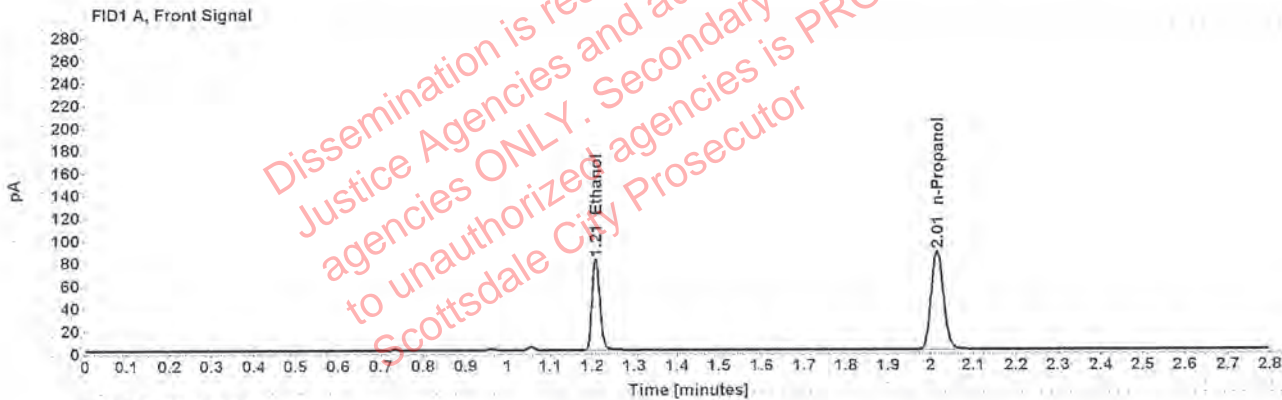


Table 1: FID 1 A (column DB-ALC1)

Compound	Amount (g/100mL)	Time (min)	Peak Area
>Ethanol	0.1673	1.209	103.492
n-Propanol	-----	2.015	174.260

Table 2: FID 2 B (column DB-ALC2)

Compound	Time (min)	Peak Area
Acetaldehyde	0.993	4.099
Ethanol	1.375	128.052
n-Propanol	2.468	209.310

Scottsdale Police Department Crime Lab Volatiles Analysis

Sample:	1291015	Vial:	40
Description:	[REDACTED]	LIMS ID:	[REDACTED]
Method:	ethanol quant.M	Sequence:	01Oct19
Instrument:	US14173023 CN14160045	Injection date:	10/1/2019 5:29:27 PM
Data file:	C:\Chem32\1\Data\01Oct19\40.D	Analyst:	Kosecki

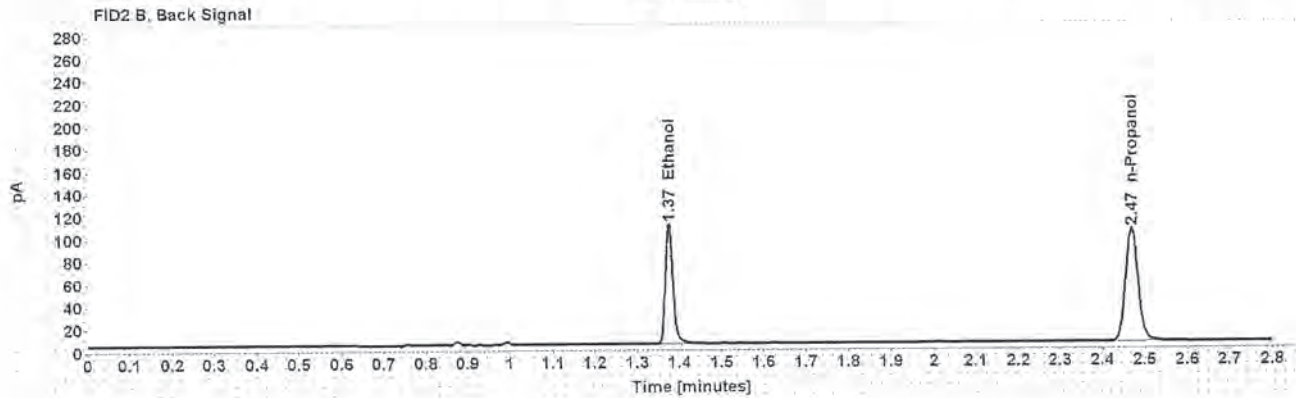
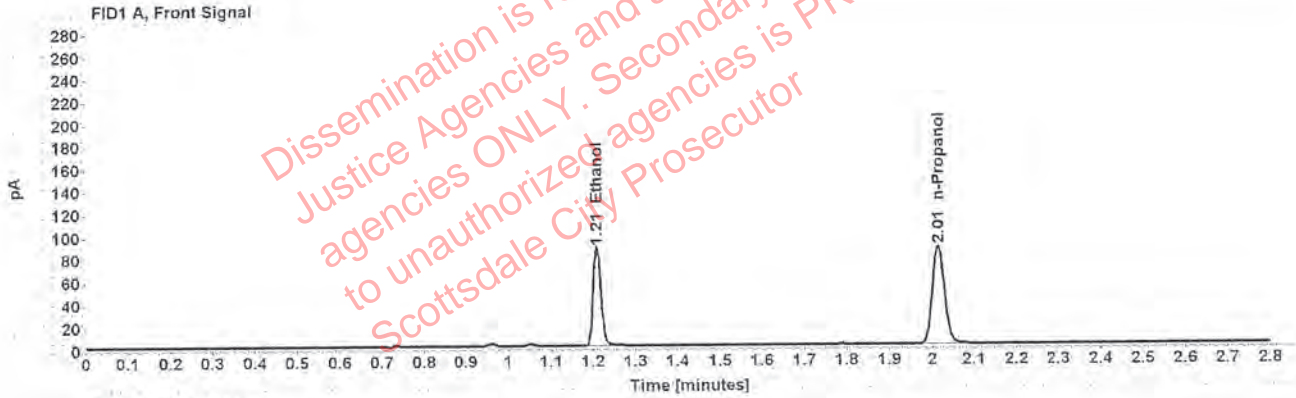


Table 1: FID 1 A (column DB-ALC1)

Compound	Amount (g/100mL)	Time (min)	Peak Area
>Ethanol	0.1817	1.209	111.864
n-Propanol	-----	2.015	173.470

Table 2: FID 2 B (column DB-ALC2)

Compound	Time (min)	Peak Area
Ethanol	1.374	138.362
n-Propanol	2.469	207.513

Scottsdale Police Department Crime Lab Volatiles Analysis

Sample:	1291015	Vial:	41
Description:	[REDACTED]	LIMS ID:	[REDACTED]
Method:	ethanol quant.M	Sequence:	01Oct19
Instrument:	US14173023 CN14160045	Injection date:	10/1/2019 5:33:29 PM
Data file:	C:\Chem32\1\Data\01Oct19\41.D	Analyst:	Kosecki

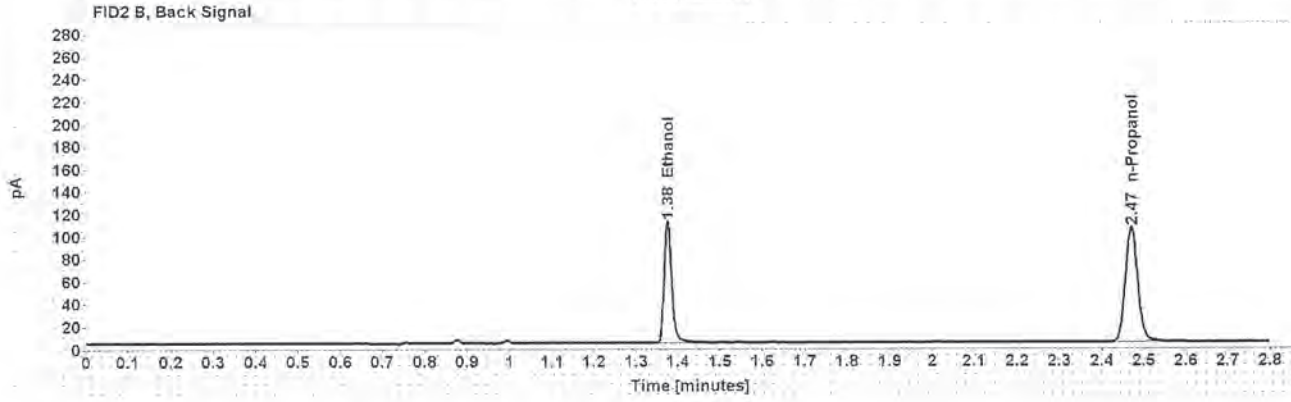
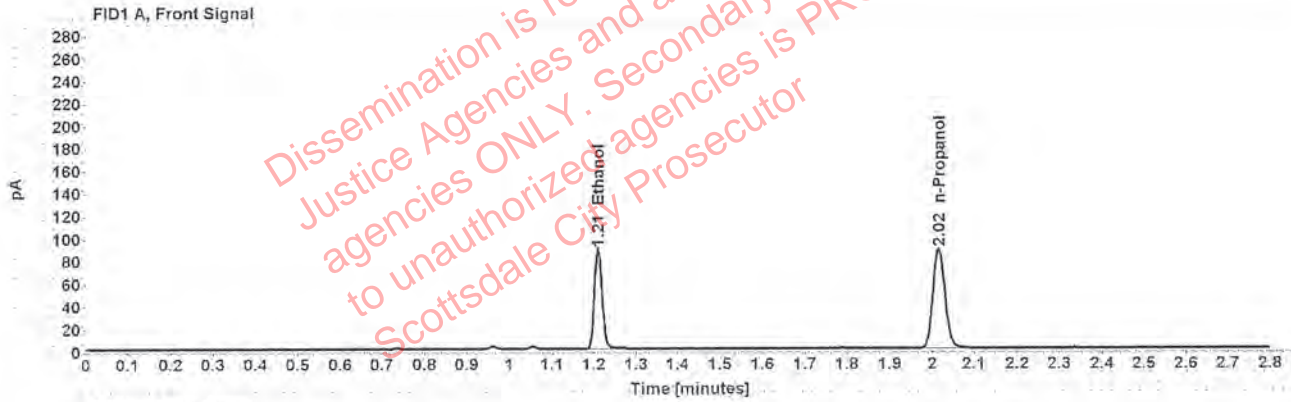


Table 1: FID 1 A (column DB-ALC1)

Compound	Amount (g/100mL)	Time (min)	Peak Area
>Ethanol	0.1818	1.210	113.010
n-Propanol	-----	2.016	175.089

Table 2: FID 2 B (column DB-ALC2)

Compound	Time (min)	Peak Area
Ethanol	1.376	139.910
n-Propanol	2.470	209.937

Scottsdale Police Department Crime Lab Volatiles Analysis

Sample:	1290880	Vial:	43
Description:	[REDACTED]	LIMS ID:	[REDACTED]
Method:	ethanol quant.M	Sequence:	01Oct19
Instrument:	US14173023 CN14160045	Injection date:	10/1/2019 5:41:43 PM
Data file:	C:\Chem32\1\Data\01Oct19\43.D	Analyst:	Kosecki

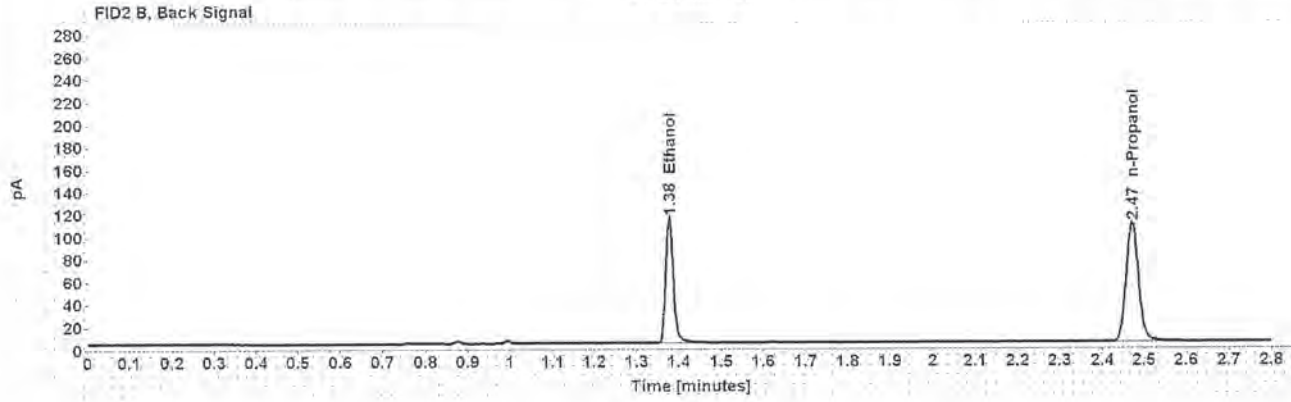
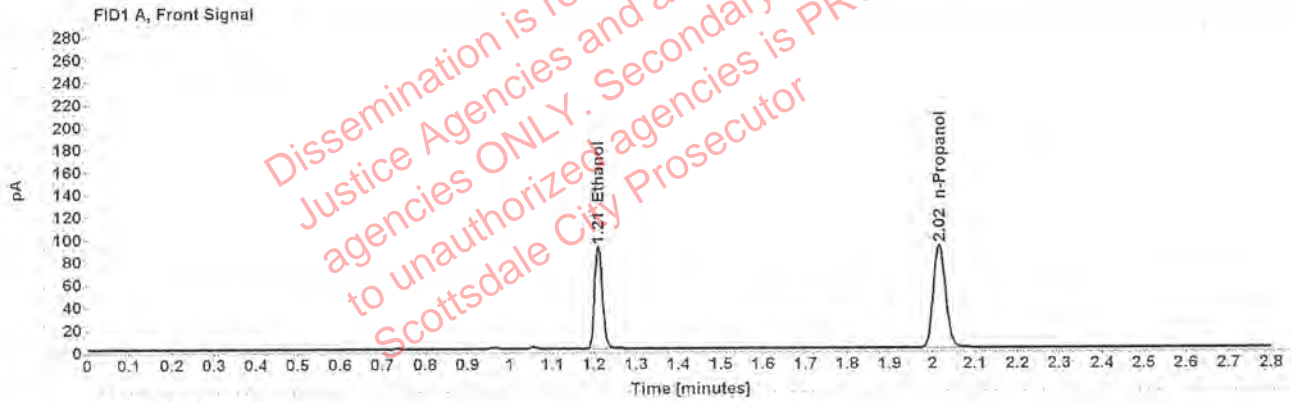


Table 1: FID 1 A (column DB-ALC1)

Compound	Amount (g/100mL)	Time (min)	Peak Area
>Ethanol	0.1802	1.210	116.505
n-Propanol	-----	2.016	182.148

Table 2: FID 2 B (column DB-ALC2)

Compound	Time (min)	Peak Area
Ethanol	1.377	144.046
n-Propanol	2.471	218.477

Scottsdale Police Department Crime Lab Volatiles Analysis

Sample:	1290880	Vial:	44
Description:	[REDACTED]	LIMS ID:	[REDACTED]
Method:	ethanol quant.m	Sequence:	01Oct19
Instrument:	US14173023 CN14160045	Injection date:	10/1/2019 5:45:44 PM
Data file:	C:\Chem32\1\Data\01Oct19\44.D	Analyst:	Kosecki

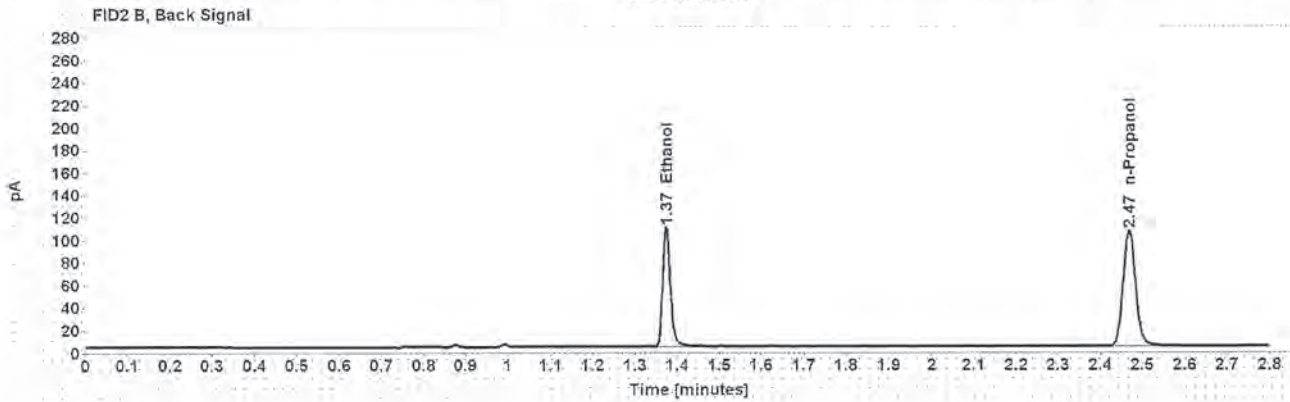
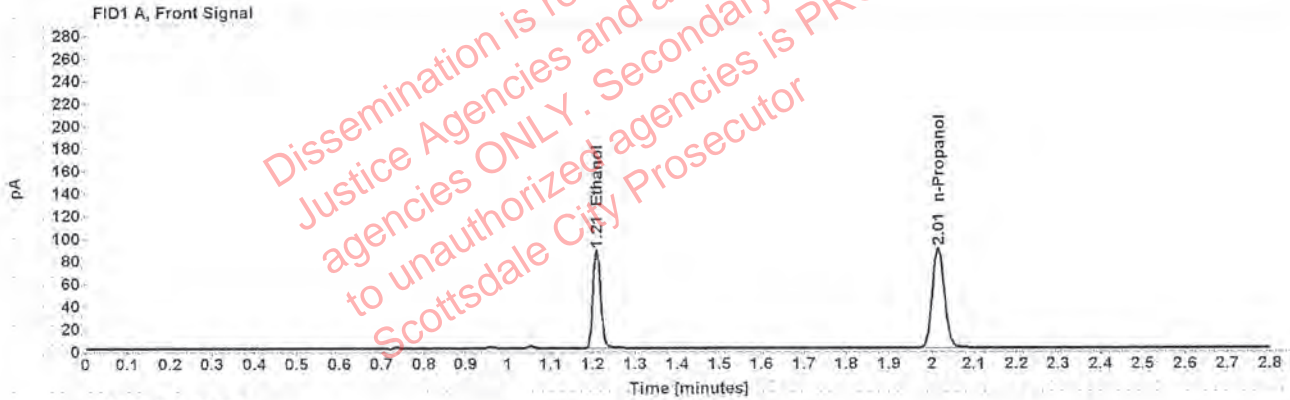


Table 1: FID 1 A (column DB-ALC1)

Compound	Amount (g/100mL)	Time (min)	Peak Area
>Ethanol	0.1772	1.209	111.402
n-Propanol	-----	2.015	177.140

Table 2: FID 2 B (column DB-ALC2)

Compound	Time (min)	Peak Area
Ethanol	1.374	137.898
n-Propanol	2.468	212.306

Scottsdale Police Department Crime Lab Volatiles Analysis

Sample:	1264692	Vial:	45
Description:	[REDACTED]	LIMS ID:	[REDACTED]
Method:	ethanol quant.M	Sequence:	01Oct19
Instrument:	US14173023 CN14160045	Injection date:	10/1/2019 5:49:42 PM
Data file:	C:\Chem32\1\Data\01Oct19\45.D	Analyst:	Kosecki

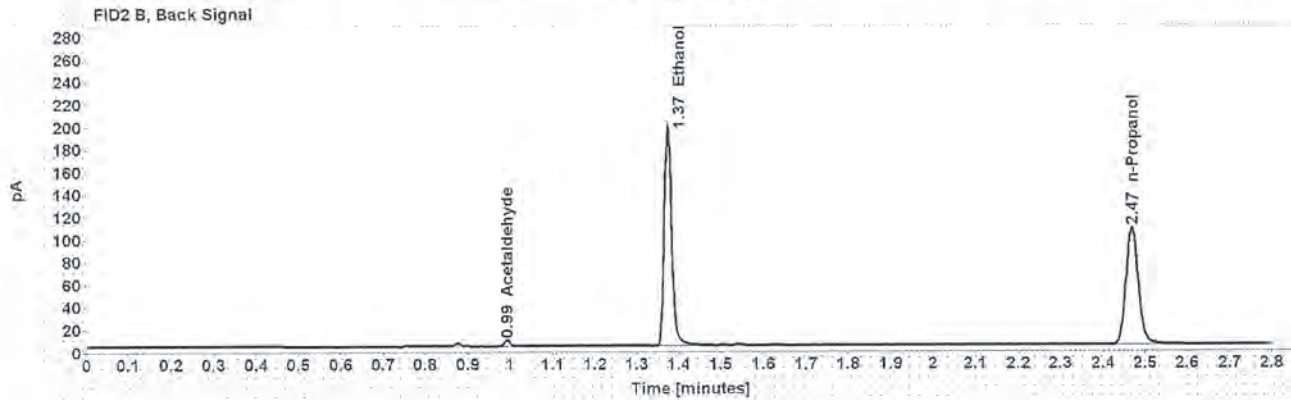
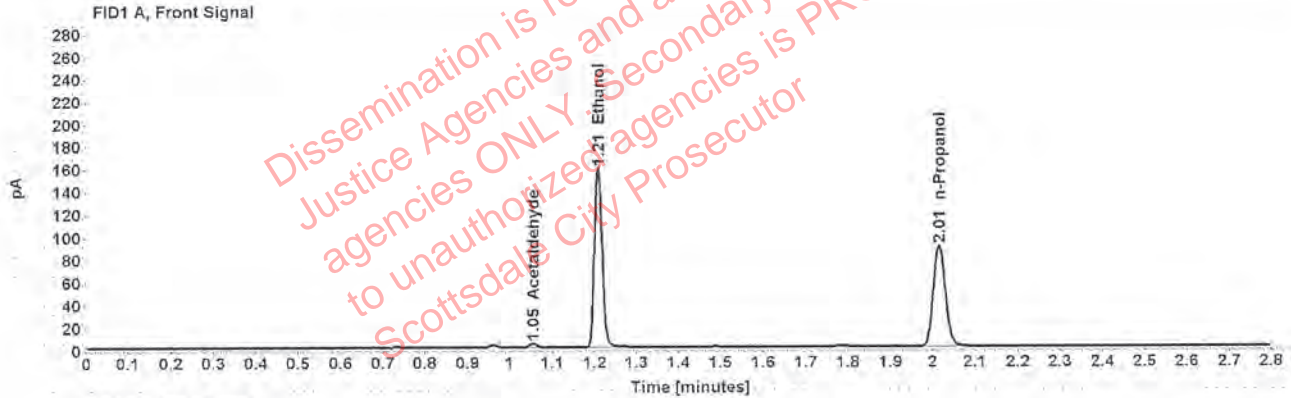


Table 1: FID 1 A (column DB-ALC1)

Compound	Amount (g/100mL)	Time (min)	Peak Area
Acetaldehyde	-----	1.055	3.966
>Ethanol	0.3182	1.208	201.798
n-Propanol	---	2.015	178.494

Table 2: FID 2 B (column DB-ALC2)

Compound	Time (min)	Peak Area
Acetaldehyde	0.993	5.161
Ethanol	1.374	249.836
n-Propanol	2.468	214.114

Scottsdale Police Department Crime Lab Volatiles Analysis

Sample:	1264692	Vial:	46
Description:	[REDACTED]	LIMS ID:	[REDACTED]
Method:	ethanol quant.M	Sequence:	01Oct19
Instrument:	US14173023 CN14160045	Injection date:	10/1/2019 5:53:43 PM
Data file:	C:\Chem32\1\Data\01Oct19\46.D	Analyst:	Kosecki

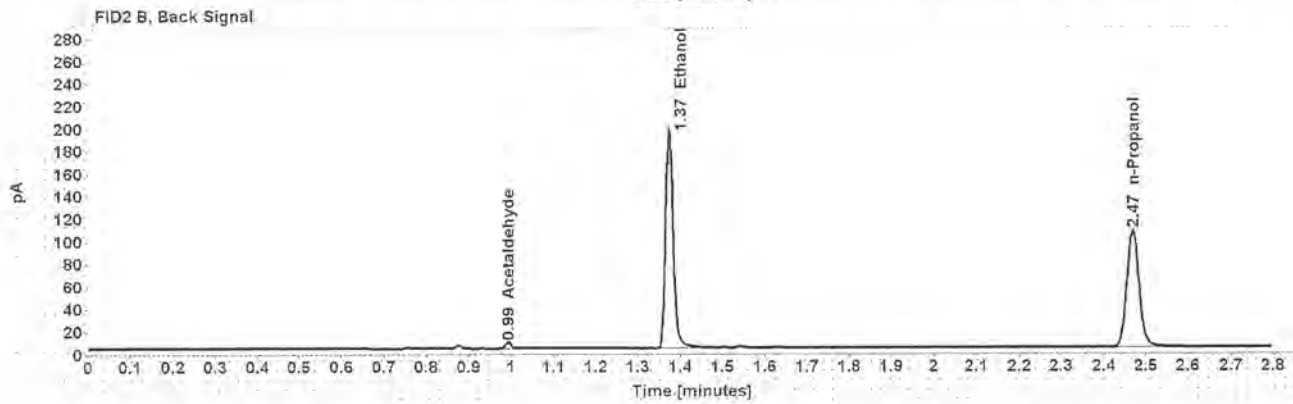
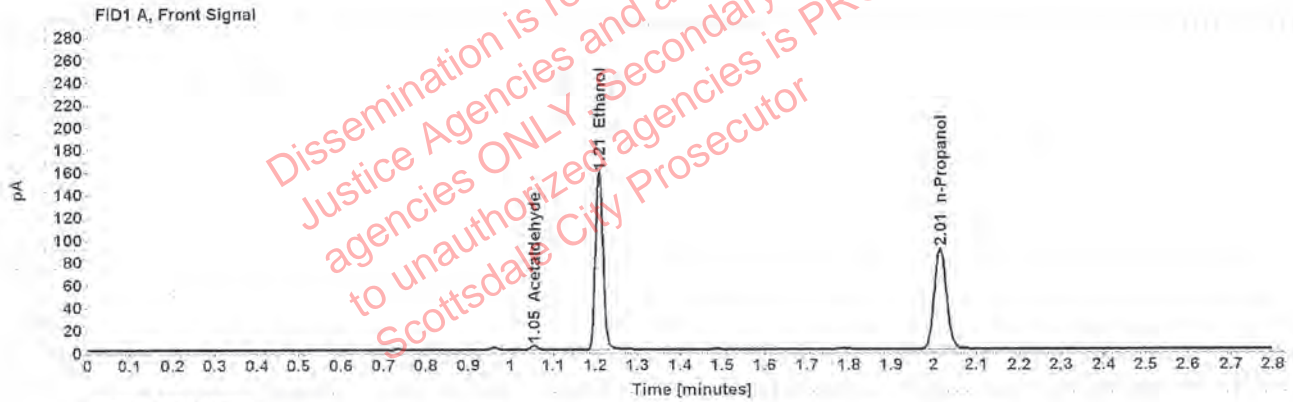


Table 1: FID 1 A (column DB-ALC1)

Compound	Amount (g/100mL)	Time (min)	Peak Area
Acetaldehyde	-----	1.055	3.899
>Ethanol	0.3158	1.208	200.208
n-Propanol	-----	2.014	178.410

Table 2: FID 2 B (column DB-ALC2)

Compound	Time (min)	Peak Area
Acetaldehyde	0.993	5.105
Ethanol	1.374	248.090
n-Propanol	2.468	214.298

Scottsdale Police Department Crime Lab Volatiles Analysis

Sample:	1269902	Vial:	47
Description:	[REDACTED]	LIMS ID:	[REDACTED]
Method:	ethanol quant.M	Sequence:	01Oct19
Instrument:	US14173023 CN14160045	Injection date:	10/1/2019 5:57:43 PM
Data file:	C:\Chem32\1\Data\01Oct19\47.D	Analyst:	Kosecki

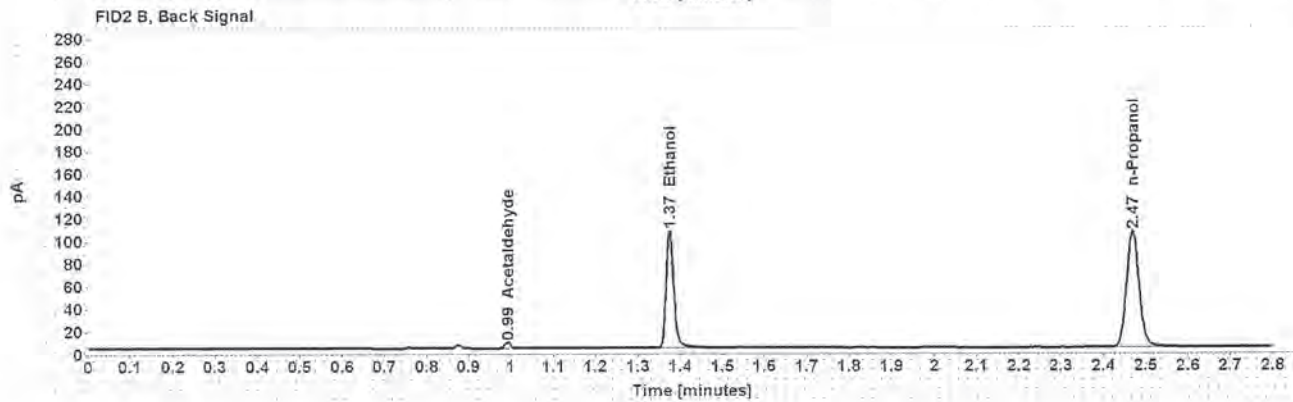
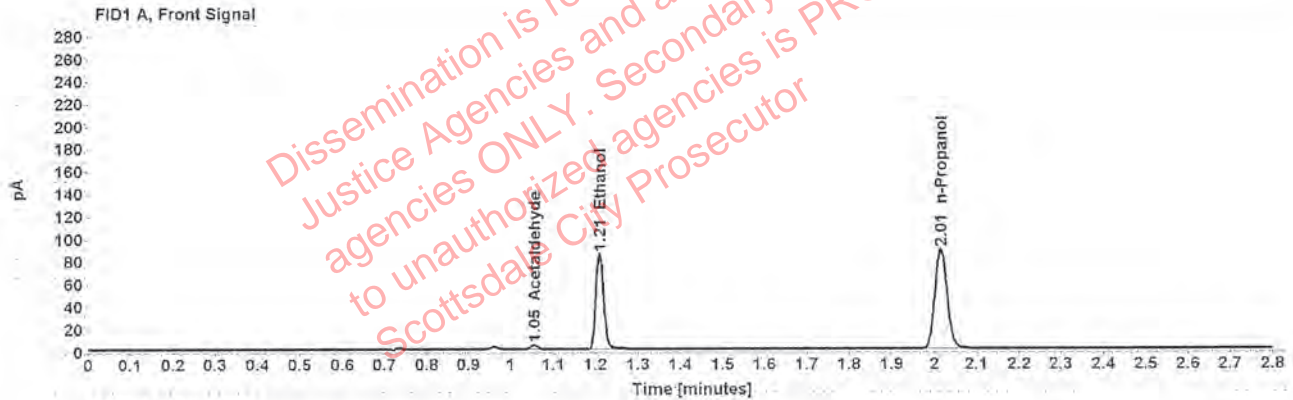


Table 1: FID 1 A (column DB-ALC1)

Compound	Amount (g/100mL)	Time (min)	Peak Area
Acetaldehyde	-----	1.055	3.946
>Ethanol	0.1737	1.209	108.793
n-Propanol	-----	2.015	176.486

Table 2: FID 2 B (column DB-ALC2)

Compound	Time (min)	Peak Area
Acetaldehyde	0.993	5.166
Ethanol	1.374	134.735
n-Propanol	2.468	212.566

Scottsdale Police Department Crime Lab Volatiles Analysis

Sample:	1269902	Vial:	48
Description:	[REDACTED]	LIMS ID:	[REDACTED]
Method:	ethanol quant.M	Sequence:	01Oct19
Instrument:	US14173023 CN14160045	Injection date:	10/1/2019 6:01:44 PM
Data file:	C:\Chem32\1\Data\01Oct19\48.D	Analyst:	Kosecki

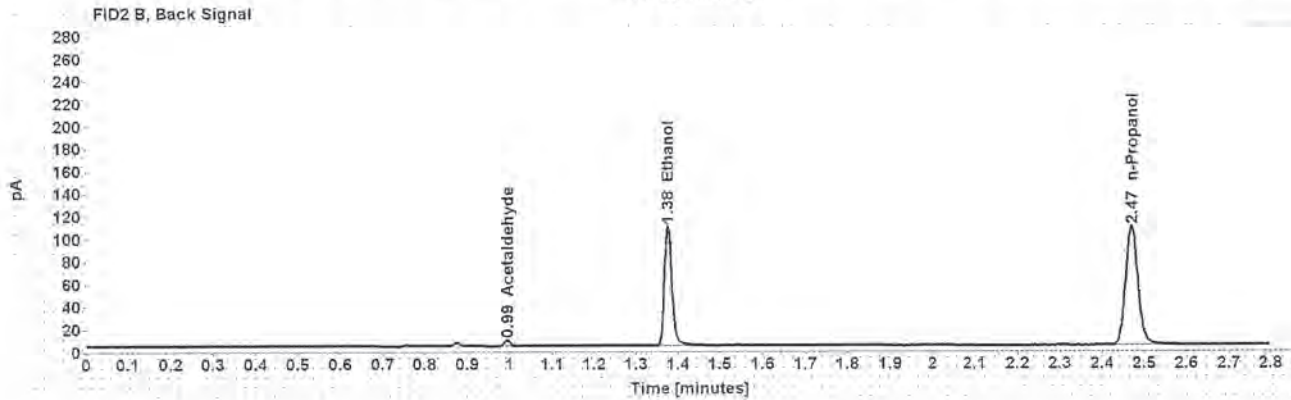
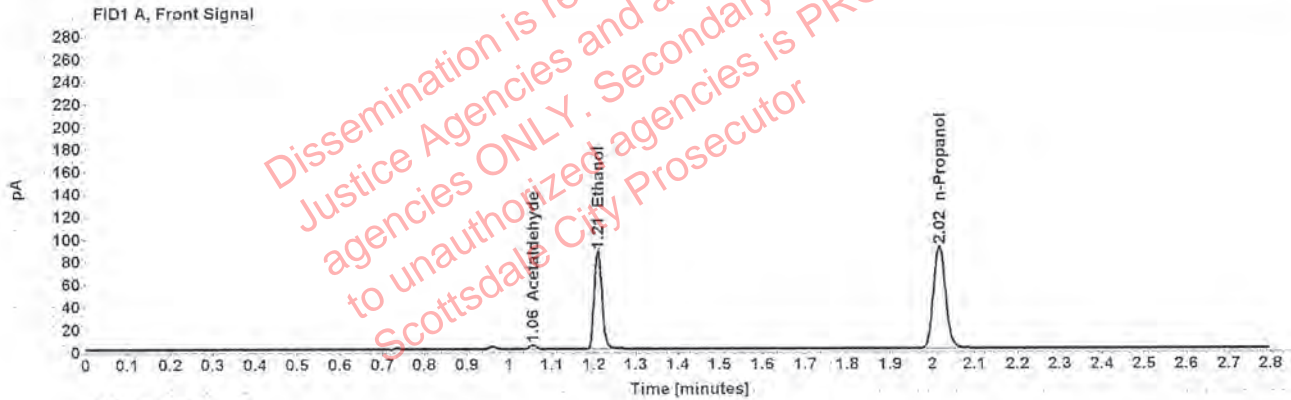


Table 1: FID 1 A (column DB-ALC1)

Compound	Amount (g/100mL)	Time (min)	Peak Area
Acetaldehyde	-----	1.055	3.819
>Ethanol	0.1734	1.210	111.252
n-Propanol	-----	2.015	180.759

Table 2: FID 2 B (column DB-ALC2)

Compound	Time (min)	Peak Area
Acetaldehyde	0.993	4.974
Ethanol	1.375	136.094
n-Propanol	2.469	217.667

Scottsdale Police Department Crime Lab Volatiles Analysis

Sample:	1264890	Vial:	49
Description:	[REDACTED]	LIMS ID:	[REDACTED]
Method:	ethanol quant.M	Sequence:	01Oct19
Instrument:	US14173023 CN14160045	Injection date:	10/1/2019 6:05:57 PM
Data file:	C:\Chem32\1\Data\01Oct19\49.D	Analyst:	Kosecki

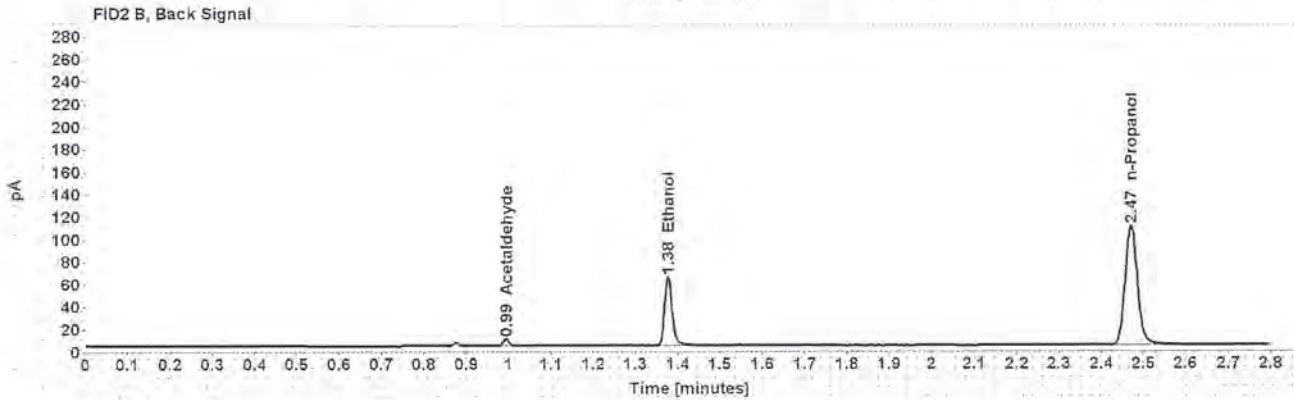
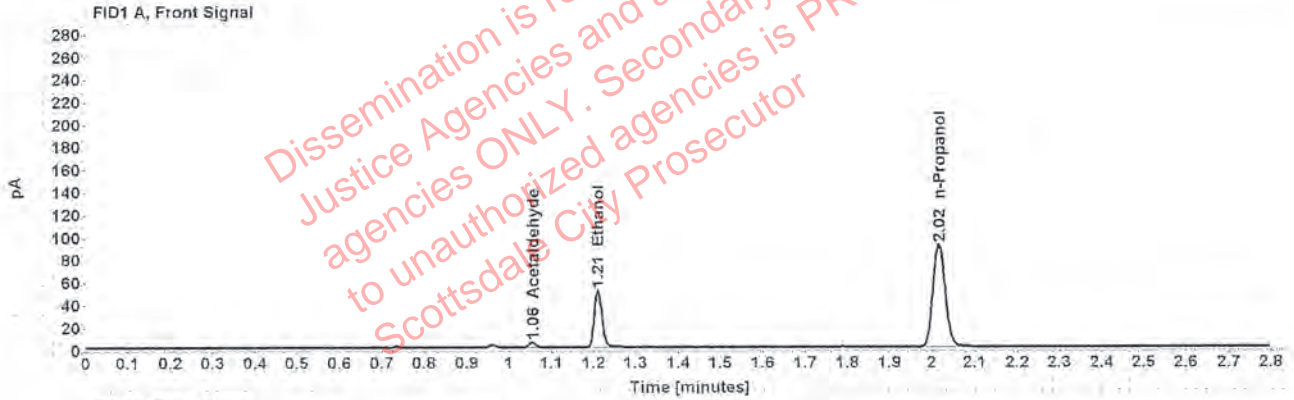


Table 1: FID 1 A (column DB-ALC1)

Compound	Amount (g/100mL)	Time (min)	Peak Area
Acetaldehyde	-----	1.055	4.555
>Ethanol	0.1008	1.211	65.060
n-Propanol	-----	2.016	182.221

Table 2: FID 2 B (column DB-ALC2)

Compound	Time (min)	Peak Area
Acetaldehyde	0.994	5.925
Ethanol	1.376	78.585
n-Propanol	2.470	218.779

Scottsdale Police Department Crime Lab Volatiles Analysis

Sample:	1264890	Vial:	50
Description:	[REDACTED]	LIMS ID:	[REDACTED]
Method:	ethanol quant.M	Sequence:	01Oct19
Instrument:	US14173023 CN14160045	Injection date:	10/1/2019 6:09:58 PM
Data file:	C:\Chem32\1\Data\01Oct19\50.D	Analyst:	Kosecki

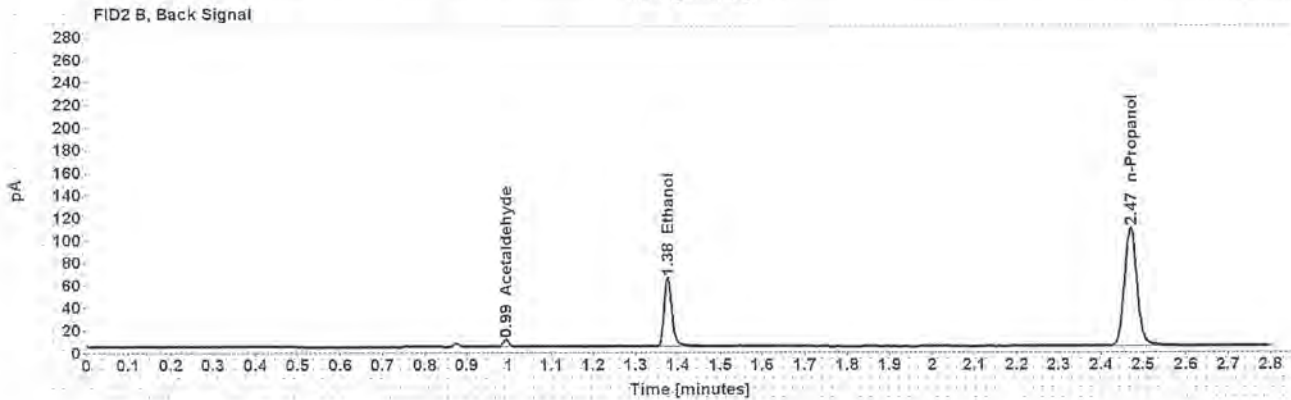
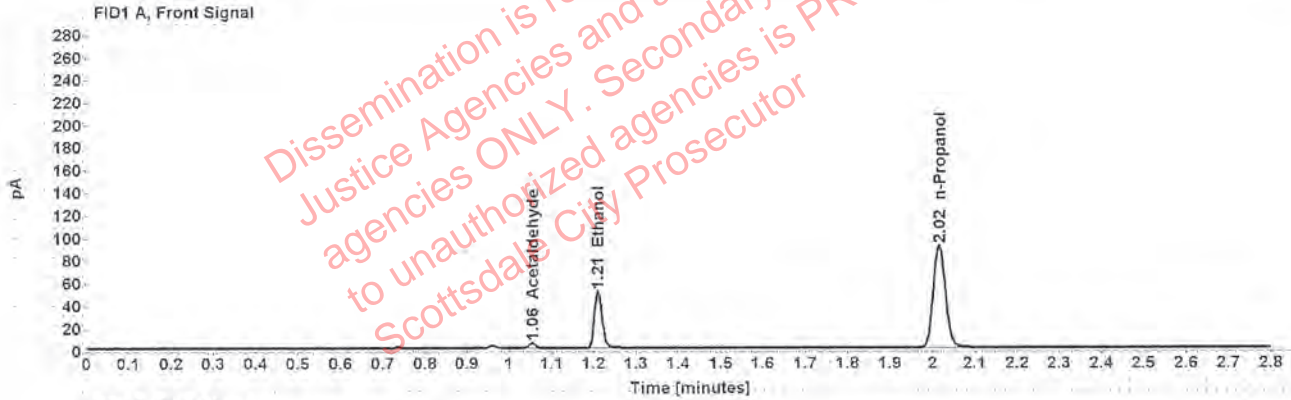


Table 1: FID 1 A (column DB-ALC1)

Compound	Amount (g/100mL)	Time (min)	Peak Area
Acetaldehyde	-----	1.055	4.540
>Ethanol	0.1004	1.210	64.300
n-Propanol	-----	2.016	180.841

Table 2: FID 2 B (column DB-ALC2)

Compound	Time (min)	Peak Area
Acetaldehyde	0.993	5.941
Ethanol	1.376	77.985
n-Propanol	2.470	217.511

Scottsdale Police Department Crime Lab Volatiles Analysis

Sample:	1270460	Vial:	51
Description:	[REDACTED]	LIMS ID:	[REDACTED]
Method:	ethanol quant.M	Sequence:	01Oct19
Instrument:	US14173023 CN14160045	Injection date:	10/1/2019 6:13:58 PM
Data file:	C:\Chem32\1\Data\01Oct19\51.D	Analyst:	Kosecki

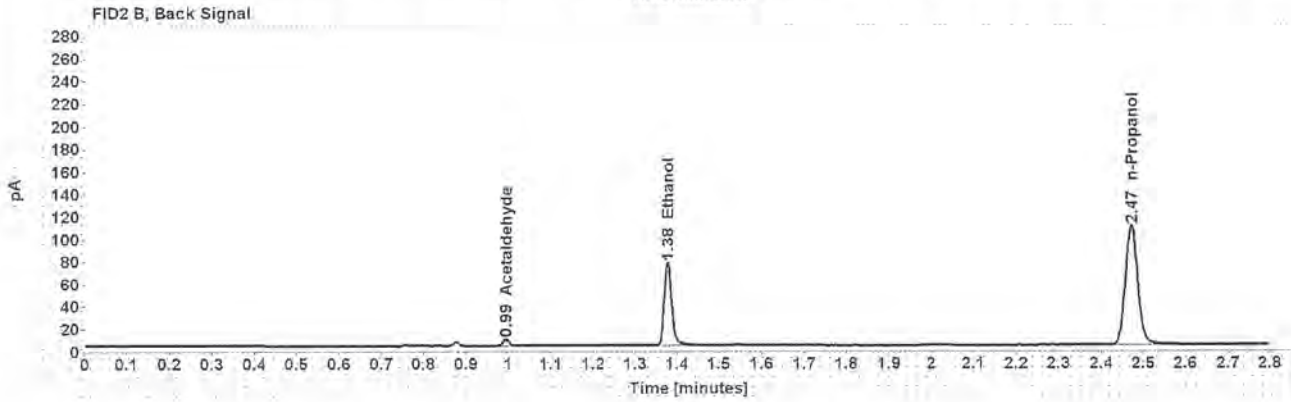
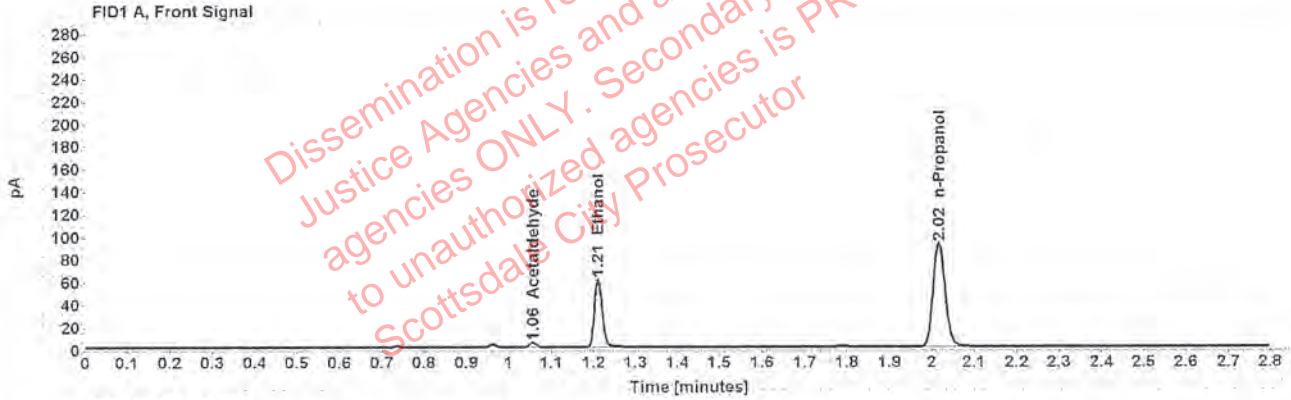


Table 1: FID 1 A (column DB-ALC1)

Compound	Amount (g/100mL)	Time (min)	Peak Area
Acetaldehyde	-----	1.056	4.381
>Ethanol	0.1199	1.211	77.801
n-Propanol	-----	2.017	183.047

Table 2: FID 2 B (column DB-ALC2)

Compound	Time (min)	Peak Area
Acetaldehyde	0.994	5.687
Ethanol	1.377	94.761
n-Propanol	2.471	220.441

Scottsdale Police Department Crime Lab Volatiles Analysis

Sample:	1270460	Vial:	52
Description:	[REDACTED]	LIMS ID:	[REDACTED]
Method:	ethanol quant.M	Sequence:	01Oct19
Instrument:	US14173023 CN14160045	Injection date:	10/1/2019 6:17:58 PM
Data file:	C:\Chem3211\Data\01Oct19\52.D	Analyst:	Kosecki

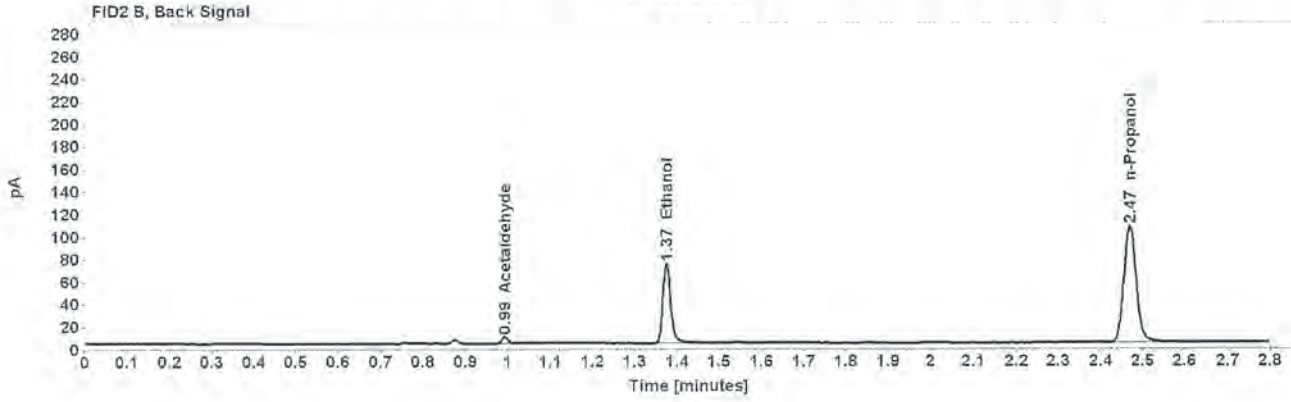
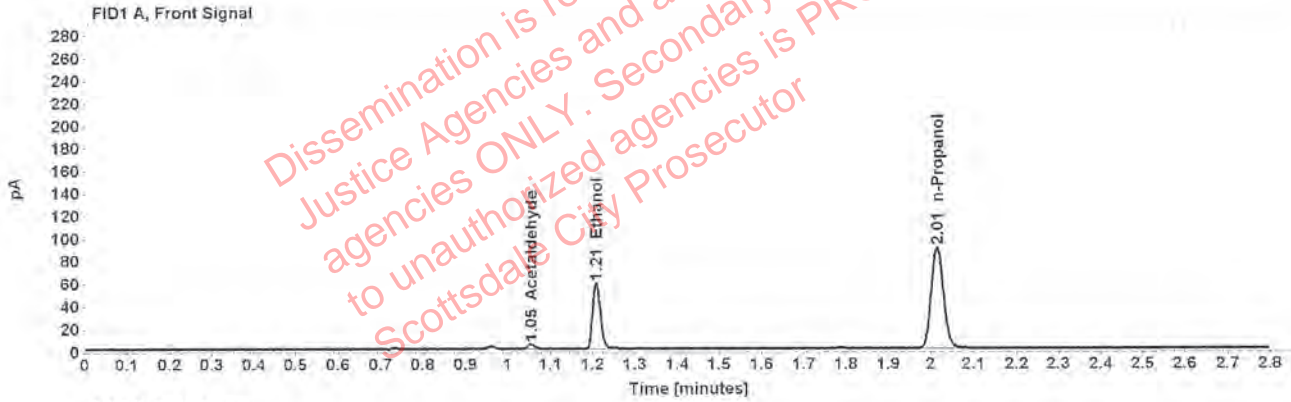


Table 1: FID 1 A (column DB-ALC1)

Compound	Amount (g/100mL)	Time (min)	Peak Area
Acetaldehyde	-----	1.055	4.373
>Ethanol	0.1181	1.209	74.819
n-Propanol	-----	2.015	178.786

Table 2: FID 2 B (column DB-ALC2)

Compound	Time (min)	Peak Area
Acetaldehyde	0.993	5.728
Ethanol	1.375	91.202
n-Propanol	2.469	215.101