

# SCOTTSDALE POLICE DEPARTMENT CRIME LABORATORY BLOOD ALCOHOL FACE SHEET

ANALYSIS DATE 07/16/19 SEQUENCE NAME 16JUL19

**EQUIPMENT**

Pipettor  Hamilton ML600EH7497  Hamilton ML600GJ10749  
 Gas Chromatograph  Agilent US14173023

**INSTRUMENT CALIBRATION**

Vial 1 0.02 calibrator Lot FN03241604 Coefficient of determination (r<sup>2</sup>)  
 Vial 2 0.10 calibrator Lot FN02271802 0.99999  
 Vial 3 0.20 calibrator Lot FN06231704  
 Vial 4 0.40 calibrator Lot FN05131608

**CALIBRATION VERIFICATION AND RESOLUTION TEST**

Vial	Sample	Expected result	Measured result	Manufacturer/lot
5	Blank	Not detected	Not detected	SPD lab 061219
6	Volatiles mixture	6 compounds	6 compounds	SPD lab 020917WLA
7	Aqueous Control	0.400 g/dL	0.403 g/dL	Lipomed 08012015-C
8	Aqueous Control	0.040 g/dL	0.039 g/dL	Lipomed 09022015-A
9	Blood Control	0.198 g/dL	0.196 g/dL	ACQ 407041529/13
20	Aqueous Control	0.080 g/dL	0.078 g/dL	Lipomed 28082014-B
31	Aqueous Control	0.150 g/dL	0.149 g/dL	Lipomed 09022015-C
42	Blood Control	0.198 g/dL	0.196 g/dL	ACQ 407041529/13
53	Aqueous Control	0.080 g/dL	0.080 g/dL	Lipomed 28082014-B
64	Aqueous Control	0.150 g/dL	0.150 g/dL	Lipomed 09022015-C
75	Blood Control	0.198 g/dL	0.197 g/dL	ACQ 407041529/13
86	Aqueous Control	0.400 g/dL	0.400 g/dL	Lipomed 08012015-C
87	Aqueous Control	0.040 g/dL	0.039 g/dL	Lipomed 09022015-A
88	Blood Control	0.198 g/dL	0.198 g/dL	ACQ 407041529/13
89	Blank	Not detected	Not detected	SPD lab 040919WB

**SUBJECT SAMPLES**

Subjects in the sequence 35 Subjects requiring reanalysis 0

**ADDITIONAL NOTES:** All testing proceeded as expected.


---



---

Run valid  Run invalid  Analyst [Signature] 7/17/19  
 Run valid  Run invalid  Technical Reviewer VOSECKI 7/18/19

## Scottsdale Forensic Lab Blood Alcohol Pipetting Log

ANALYST: Raines 

SEQUENCE: 16Jul19

Instrument Position	Headspace Vial 1	Headspace Vial 2	Blood Tube	Barcode Match
Vials 10 and 11	1224700	1224700	1224700	Yes
Vials 12 and 13	1234079	1234079	1234079	Yes
Vials 14 and 15	1241441	1241441	1241441	Yes
Vials 16 and 17	1238173	1238173	1238173	Yes
Vials 18 and 19	1249673	1249673	1249673	Yes
Vials 21 and 22	1267269	1267269	1267269	Yes
Vials 23 and 24	1268304	1268304	1268304	Yes
Vials 25 and 26	1273641	1273641	1273641	Yes
Vials 27 and 28	1274648	1274648	1274648	Yes
Vials 29 and 30	1246277	1246277	1246277	Yes
Vials 32 and 33	1242599	1242599	1242599	Yes
Vials 34 and 35	1275728	1275728	1275728	Yes
Vials 36 and 37	1278003	1278003	1278003	Yes
Vials 38 and 39	1275977	1275977	1275977	Yes
Vials 40 and 41	1275878	1275878	1275878	Yes
Vials 43 and 44	1275869	1275869	1275869	Yes
Vials 45 and 46	1279008	1279008	1279008	Yes
Vials 47 and 48	1278172	1278172	1278172	Yes
Vials 49 and 50	1276115	1276115	1276115	Yes
Vials 51 and 52	1276030	1276030	1276030	Yes
Vials 54 and 55	1276347	1276347	1276347	Yes
Vials 56 and 57	1276858	1276858	1276858	Yes
Vials 58 and 59	1279042	1279042	1279042	Yes
Vials 60 and 61	1279820	1279820	1279820	Yes
Vials 62 and 63	1279987	1279987	1279987	Yes
Vials 65 and 66	1279799	1279799	1279799	Yes
Vials 67 and 68	1279610	1279610	1279610	Yes
Vials 69 and 70	1276107	1276107	1276107	Yes
Vials 71 and 72	1273878	1273878	1273878	Yes
Vials 73 and 74	1260460	1260460	1260460	Yes
Vials 76 and 77	1276973	1276973	1276973	Yes
Vials 78 and 79	1263027	1263027	1263027	Yes
Vials 80 and 81	1276465	1276465	1276465	Yes
Vials 82 and 83	1277039	1277039	1277039	Yes
Vials 84 and 85	1280376	1280376	1280376	Yes

# Scottsdale Police Department Crime Laboratory Sequence Quality Assurance Summary

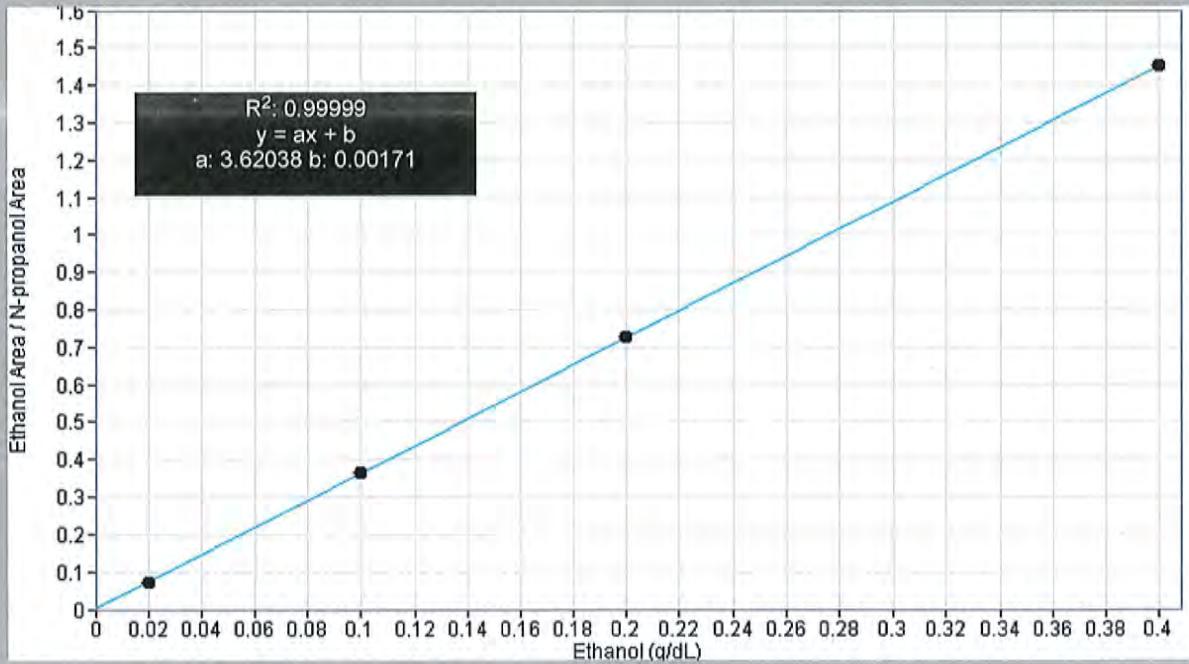
SEQUENCE NAME: 16Jul19

ANALYST: Raines *MR*

Sample Name	Vial	Measured Value (g/dL)	Expected Value (g/dL)	Percent Difference	Absolute Difference (g/dL)
blank 061219	5	negative	negative	-	-
0.400 08012015-C	7	0.403	0.400	0.75	0.003
0.040 09022015-A	8	0.039	0.040	2.50	-0.001
0.198 407041529/13	9	0.196	0.198	1.01	-0.002
0.080 28082014-B	20	0.078	0.080	2.50	-0.002
0.150 09022015-C	31	0.149	0.150	0.67	-0.001
0.198 407041529/13	42	0.196	0.198	1.01	-0.002
0.080 28082014-B	53	0.080	0.080	0.00	0.000
0.150 09022015-C	64	0.150	0.150	0.00	0.000
0.198 407041529/13	75	0.197	0.198	0.51	-0.001
0.400 08012015-C	86	0.400	0.400	0.00	0.000
0.040 09022015-A	87	0.039	0.040	2.50	-0.001
0.198 407041529/13	88	0.198	0.198	0.00	0.000
blank 040919WB	89	negative	negative	-	-

Calibrator	Ethanol Area	N-propanol Area	Ratio
0.020	13.680	189.103	0.072
0.100	67.030	183.807	0.365
0.200	131.238	180.333	0.728
0.400	252.840	174.526	1.449

### Calibration Line



# Scottsdale Police Department Crime Laboratory Summary of Cases

SEQUENCE NAME: 16Jul19

ANALYST: Raines *WR*

Vials	Test 1 (g/dL)	Test 2 (g/dL)	Mean (g/dL)	Percent Difference*	Absolute Difference (g/dL)*
10 11	0.1619	0.1665	0.16420	1.40	0.00230
12 13	0.0981	0.0991	0.09860	0.51	0.00050
14 15	0.1806	0.1783	0.17945	0.64	0.00115
16 17	0.1434	0.1395	0.14145	1.38	0.00195
18 19	0.2144	0.2152	0.21480	0.19	0.00040
21 22	0.1180	0.1175	0.11775	0.21	0.00025
23 24	0.2103	0.2143	0.21230	0.94	0.00200
25 26	0.2425	0.2111	0.22180	0.29	0.00070
27 28	0.1712	0.1715	0.17135	0.09	0.00015
29 30	0.1038	0.1060	0.10440	0.57	0.00060
32 33	0.2052	0.2057	0.20545	0.12	0.00025
34 35	0.2040	0.2034	0.20370	0.15	0.00030
36 37	0.1553	0.1635	0.16440	0.55	0.00090
38 39	0.2040	0.2050	0.20450	0.24	0.00050
40 41	0.2522	0.2534	0.25305	0.14	0.00035
43 44	0.1490	0.1494	0.14920	0.13	0.00020
45 46	0.1561	0.1573	0.15670	0.38	0.00060
47 48	0.1643	0.1643	0.16430	0.00	0.00000
49 50	0.1877	0.1877	0.18770	0.00	0.00000
51 52	0.2137	0.2153	0.21450	0.37	0.00080
54 55	0.1645	0.1625	0.16350	0.61	0.00100
56 57	0.1186	0.1174	0.11800	0.51	0.00060
58 59	0.0088	0.0089	0.00885	0.56	0.00005
60 61	0.0823	0.0818	0.08205	0.30	0.00025
62 63	0.2041	0.2047	0.20440	0.15	0.00030
65 66	0.0632	0.0621	0.06265	0.88	0.00055
67 68	0.0269	0.0270	0.02695	0.19	0.00005
69 70	0.2492	0.2485	0.24885	0.14	0.00035
71 72	0.0395	0.0394	0.03945	0.13	0.00005
73 74	0.1075	0.1076	0.10755	0.05	0.00005
76 77	0.0818	0.0823	0.08205	0.30	0.00025
78 79	0.1724	0.1721	0.17225	0.09	0.00015
80 81	0.1138	0.1139	0.11385	0.04	0.00005
82 83	0.1852	0.1877	0.18645	0.67	0.00125
84 85	0.1627	0.1623	0.16250	0.12	0.00020

\*Calculated differences are differences from the mean of the two results.

# Sequence Summary

Sequence name: 16Jul19      Instrument: US14173023 CN14160045      Analyst: Raines *WR*

Vial	Sample	Description	Type	LIMS ID	Method
1	FN03241604	0.020 calibrator	Calibration		ethanol quant.M
2	FN02271802	0.100 calibrator	Calibration		ethanol quant.M
3	FN06231704	0.200 calibrator	Calibration		ethanol quant.M
4	FN05131606	0.400 calibrator	Calibration		ethanol quant.M
5	061219	Negative	Control		ethanol quant.M
6	020917	Volatiles mix	Control		ethanol quant.M
7	08012015-C	0.400	Control		ethanol quant.M
8	09022015-A	0.040	Control		ethanol quant.M
9	407041529/13	0.198	Control		ethanol quant.M
10	1224700		Sample		ethanol quant.M
11	1224700		Sample		ethanol quant.M
12	1234079		Sample		ethanol quant.M
13	1234079		Sample		ethanol quant.M
14	1241441		Sample		ethanol quant.M
15	1241441		Sample		ethanol quant.M
16	1238173		Sample		ethanol quant.M
17	1238173		Sample		ethanol quant.M
18	1249673		Sample		ethanol quant.M
19	1249673		Sample		ethanol quant.M
20	28082014-B	0.080	Control		ethanol quant.M
21	1267269		Sample		ethanol quant.M
22	1267269		Sample		ethanol quant.M
23	1268304		Sample		ethanol quant.M
24	1268304		Sample		ethanol quant.M
25	1273641		Sample		ethanol quant.M
26	1273641		Sample		ethanol quant.M
27	1274648		Sample		ethanol quant.M
28	1274648		Sample		ethanol quant.M
29	1246277		Sample		ethanol quant.M
30	1246277		Sample		ethanol quant.M
31	09022015-C	0.150	Control		ethanol quant.M
32	1242599		Sample		ethanol quant.M
33	1242599		Sample		ethanol quant.M
34	1275728		Sample		ethanol quant.M
35	1275728		Sample		ethanol quant.M
36	1278003		Sample		ethanol quant.M
37	1278003		Sample		ethanol quant.M
38	1275977		Sample		ethanol quant.M
39	1275977		Sample		ethanol quant.M
40	1275878		Sample		ethanol quant.M
41	1275878		Sample		ethanol quant.M
42	407041529/13	0.198	Control		ethanol quant.M
43	1275869		Sample		ethanol quant.M
44	1275869		Sample		ethanol quant.M
45	1279008		Sample		ethanol quant.M
46	1279008		Sample		ethanol quant.M
47	1278172		Sample		ethanol quant.M

Dissemination is restricted to Criminal Justice Agencies and authorized agencies ONLY. Secondary dissemination to unauthorized agencies is PROHIBITED. Scottsdale City Prosecutor

# Sequence Summary

16 JUL 19 MLL

48	1278172		Sample	ethanol quant.M
49	1276115		Sample	ethanol quant.M
50	1276115		Sample	ethanol quant.M
51	1276030		Sample	ethanol quant.M
52	1276030		Sample	ethanol quant.M
53	28082014-B	0.080	Control	ethanol quant.M
54	1276347		Sample	ethanol quant.M
55	1276347		Sample	ethanol quant.M
56	1276858		Sample	ethanol quant.M
57	1276858		Sample	ethanol quant.M
58	1279042		Sample	ethanol quant.M
59	1279042		Sample	ethanol quant.M
60	1279820		Sample	ethanol quant.M
61	1279820		Sample	ethanol quant.M
62	1279987		Sample	ethanol quant.M
63	1279987		Sample	ethanol quant.M
64	09022015-C	8.150	Control	ethanol quant.M
65	1279799		Sample	ethanol quant.M
66	1279799		Sample	ethanol quant.M
67	1279610		Sample	ethanol quant.M
68	1279610		Sample	ethanol quant.M
69	1276107		Sample	ethanol quant.M
70	1276107		Sample	ethanol quant.M
71	1273878		Sample	ethanol quant.M
72	1273878		Sample	ethanol quant.M
73	1260460		Sample	ethanol quant.M
74	1260460		Sample	ethanol quant.M
75	407041529/13	0.198	Control	ethanol quant.M
76	1276973		Sample	ethanol quant.M
77	1276973		Sample	ethanol quant.M
78	1263027		Sample	ethanol quant.M
79	1263027		Sample	ethanol quant.M
80	1276465		Sample	ethanol quant.M
81	1276465		Sample	ethanol quant.M
82	1277039		Sample	ethanol quant.M
83	1277039		Sample	ethanol quant.M
84	1280376		Sample	ethanol quant.M
85	1280376		Sample	ethanol quant.M
86	08012015-C	0.400	Control	ethanol quant.M
87	09022015-A	0.040	Control	ethanol quant.M
88	407041529/13	0.198	Control	ethanol quant.M
89	040919WB	Negative	Control	ethanol quant.M

Dissemination is restricted to Criminal Justice Agencies and authorized agencies ONLY. Secondary dissemination to unauthorized agencies is PROHIBITED. Scottsdale City Prosecutor

# Scottsdale Police Department Crime Lab Volatiles Analysis

<b>Sample:</b> FN03241604	<b>Vial:</b> 1
<b>Description:</b> 0.020 calibrator	<b>Sequence:</b> 16Jul19
<b>Method:</b> ethanol quant.M	<b>Injection date:</b> 7/16/2019 5:29:35 PM
<b>Instrument:</b> US14173023 CN14160045	<b>Analyst:</b> Raines <i>WR</i>
<b>Data file:</b> C:\Chem32\1\Data\Raines\16Jul19\1.D	

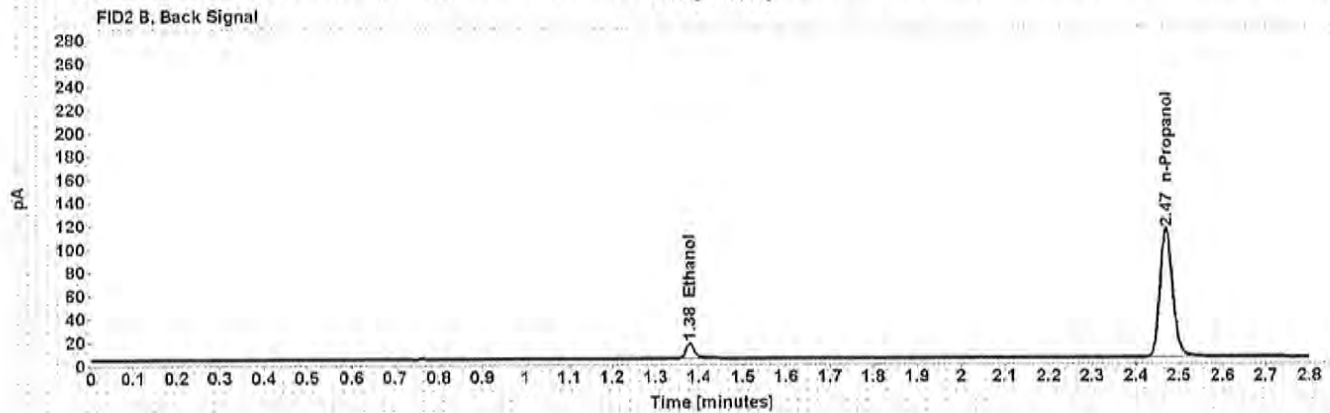


Table 1: FID 1 A (column DB-ALC1)

Compound	Time (min)	Peak Area
Ethanol	1.213	13.680
n-Propanol	2.016	189.103

Table 2: FID 2 B (column DB-ALC2)

Compound	Time (min)	Peak Area
Ethanol	1.379	16.571
n-Propanol	2.471	226.120

# Scottsdale Police Department Crime Lab Volatiles Analysis

<b>Sample:</b> FN02271802	<b>Vial:</b> 2
<b>Description:</b> 0.100 calibrator	<b>Sequence:</b> 16Jul19
<b>Method:</b> ethanol quant.M	<b>Injection date:</b> 7/16/2019 5:33:36 PM
<b>Instrument:</b> US14173023 CN14160045	<b>Analyst:</b> Raines <span style="float: right;">[Signature]</span>
<b>Data file:</b> C:\Chem32\1\Data\Raines\16Jul19\2.D	

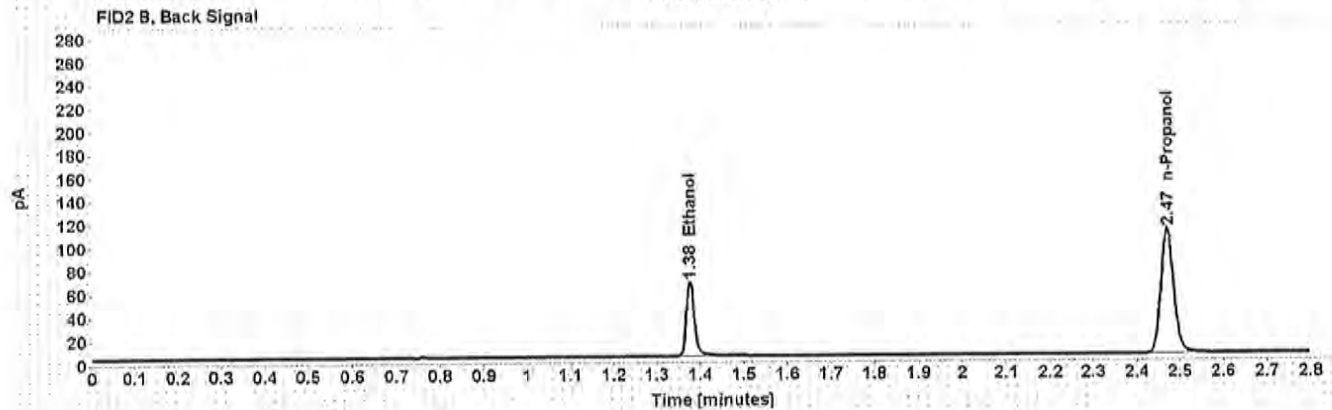
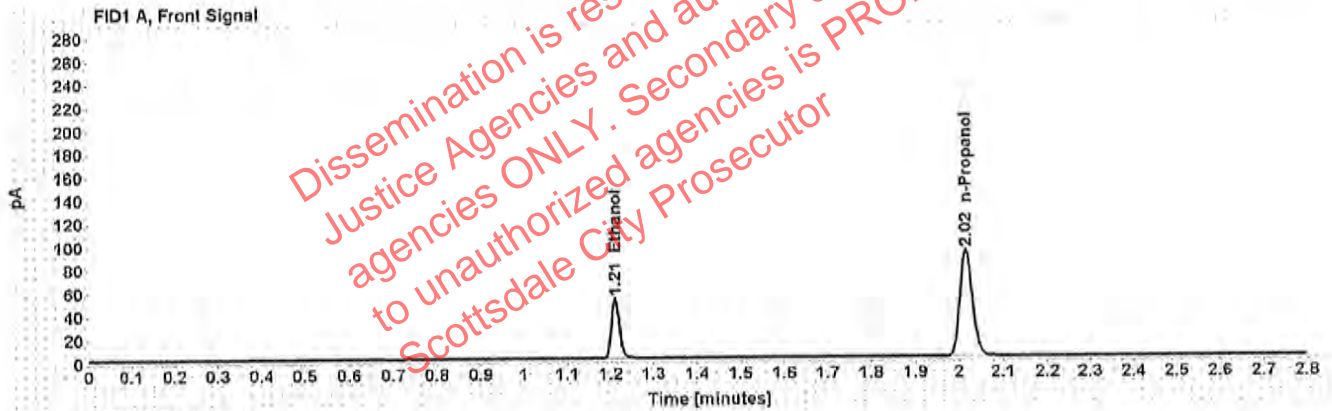


Table 1: FID 1 A (column DB-ALC1)

Compound	Time (min)	Peak Area
Ethanol	1.210	67.030
n-Propanol	2.016	183.807

Table 2: FID 2 B (column DB-ALC2)

Compound	Time (min)	Peak Area
Ethanol	1.377	81.972
n-Propanol	2.471	220.231



# Scottsdale Police Department Crime Lab Volatiles Analysis

<b>Sample:</b> FN06231704	<b>Vial:</b> 3
<b>Description:</b> 0.200 calibrator	<b>Sequence:</b> 16Jul19
<b>Method:</b> ethanol quant.M	<b>Injection date:</b> 7/16/2019 5:37:35 PM
<b>Instrument:</b> US14173023 CN14160045	<b>Analyst:</b> Raines <span style="float: right; color: blue;">MLL</span>
<b>Data file:</b> C:\Chem32\1\Data\Raines\16Jul19\3.D	

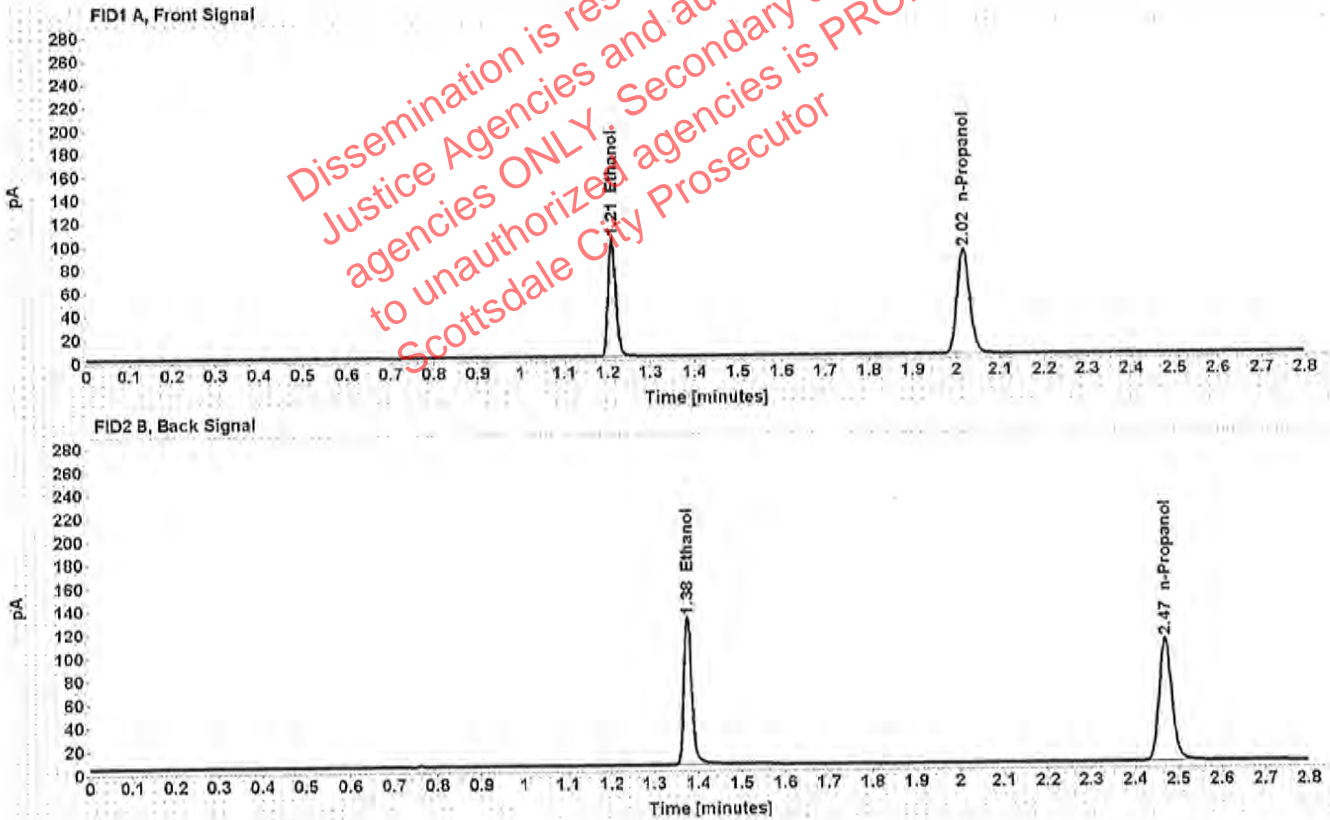


Table 1: FID 1 A (column DB-ALC1)

Compound	Time (min)	Peak Area
Ethanol	1.210	131.238
n-Propanol	2.016	180.333

Table 2: FID 2 B (column DB-ALC2)

Compound	Time (min)	Peak Area
Ethanol	1.376	161.733
n-Propanol	2.470	217.512

# Scottsdale Police Department Crime Lab Volatiles Analysis

<b>Sample:</b> FN05131606	<b>Vial:</b> 4
<b>Description:</b> 0.400 calibrator	<b>Sequence:</b> 16Jul19
<b>Method:</b> ethanol quant.M	<b>Injection date:</b> 7/16/2019 5:41:36 PM
<b>Instrument:</b> US14173023 CN14160045	<b>Analyst:</b> Raines <span style="float: right;"><i>MR</i></span>
<b>Data file:</b> C:\Chem32\1\Data\Raines\16Jul19\4.D	

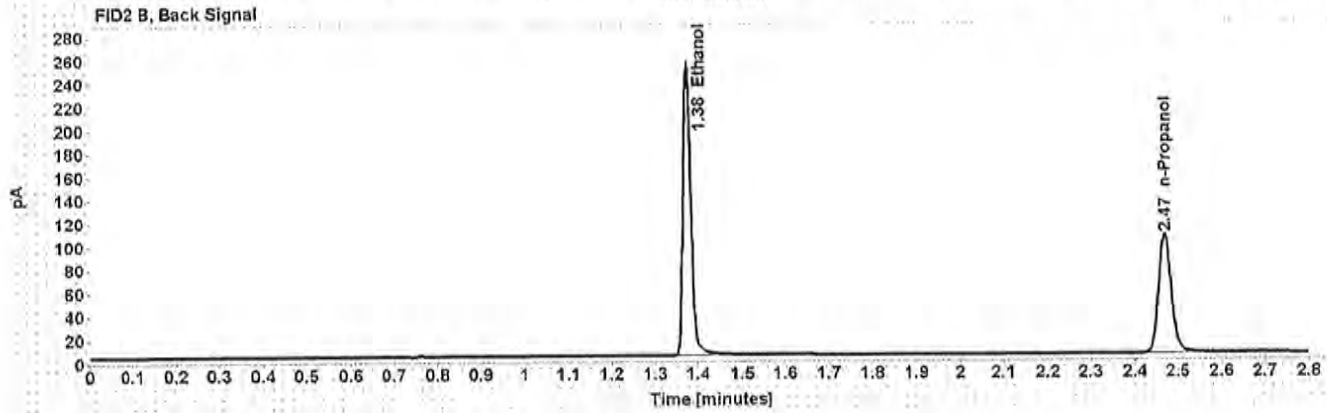
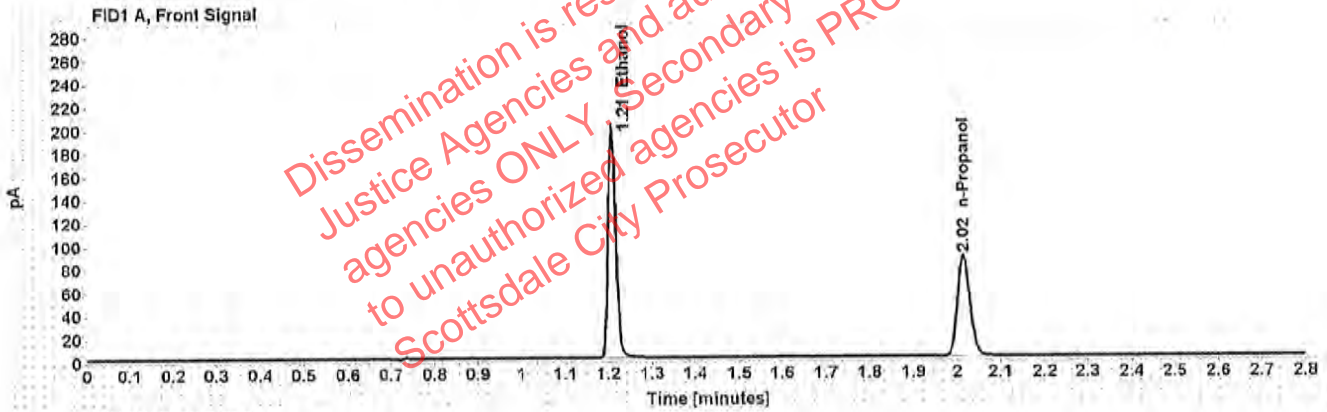


Table 1: FID 1 A (column DB-ALC1)

Compound	Time (min)	Peak Area
Ethanol	1.209	252.840
n-Propanol	2.015	174.526

Table 2: FID 2 B (column DB-ALC2)

Compound	Time (min)	Peak Area
Ethanol	1.375	313.243
n-Propanol	2.470	210.774

# Scottsdale Police Department Crime Lab Volatiles Analysis

<b>Sample:</b> 061219	<b>Vial:</b> 5
<b>Description:</b> Negative	<b>LIMS ID:</b>
<b>Method:</b> ethanol quant.M	<b>Sequence:</b> 16Jul19
<b>Instrument:</b> US14173023 CN14160045	<b>Injection date:</b> 7/16/2019 5:45:35 PM
<b>Data file:</b> C:\Chem32\1\Data\Raines\16Jul19\5.D	<b>Analyst:</b> Raines <i>UR</i>

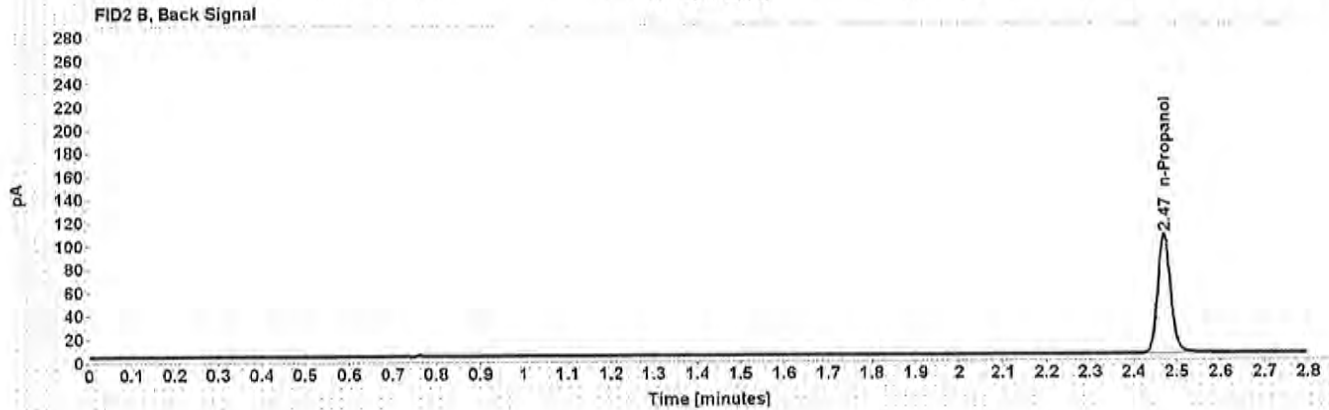
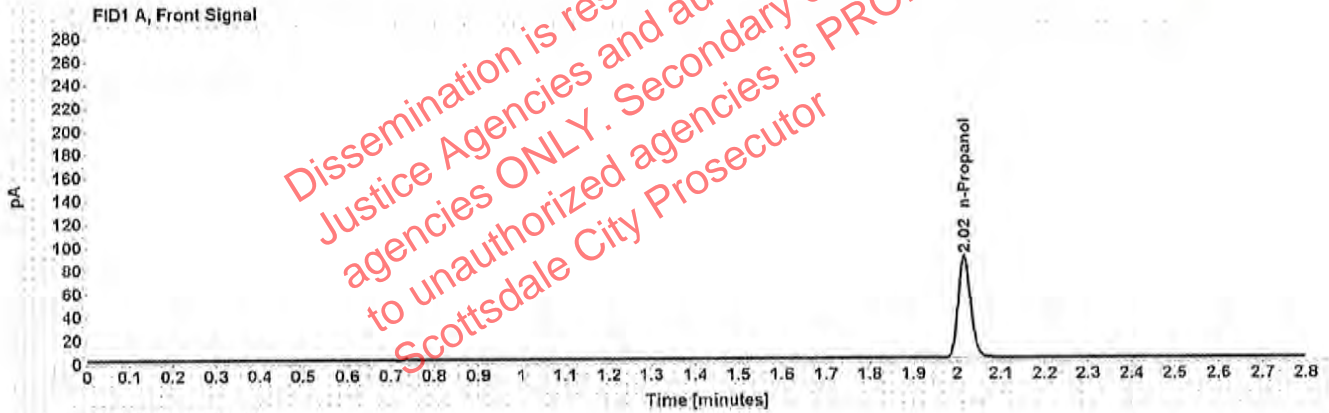


Table 1: FID 1 A (column DB-ALC1)

Compound	Amount (g/100mL)	Time (min)	Peak Area
n-Propanol	-----	2.016	175.774

Table 2: FID 2 B (column DB-ALC2)

Compound	Time (min)	Peak Area
n-Propanol	2.471	211.044

# Scottsdale Police Department Crime Lab Volatiles Analysis

Sample:	020917	Vial:	6
Description:	Volatiles mix	LIMS ID:	
Method:	ethanol quant.M	Sequence:	16Jul19
Instrument:	US14173023 CN14160045	Injection date:	7/16/2019 5:49:35 PM
Data file:	C:\Chem32\1\Data\Raines\16Jul19\6.D	Analyst:	Raines <i>[Signature]</i>

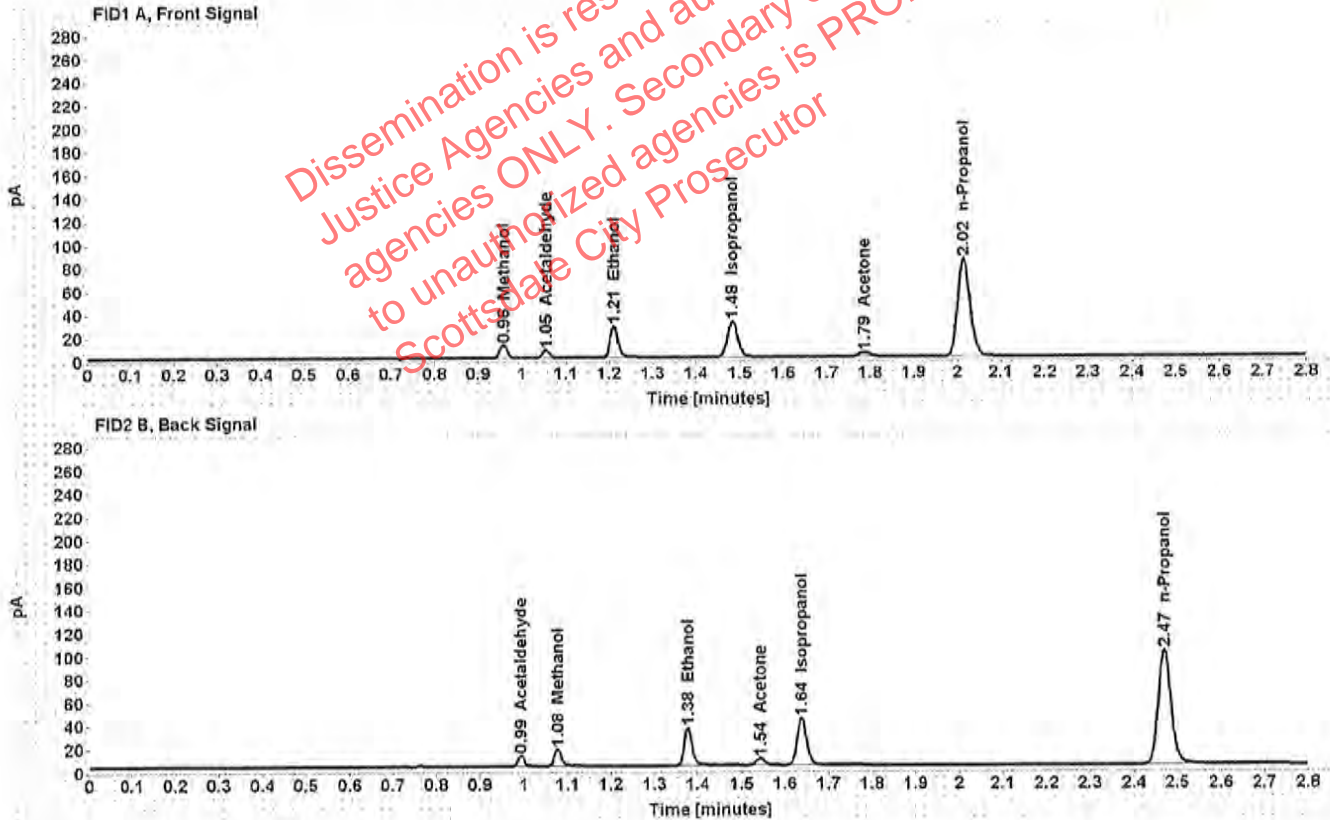


Table 1: FID 1 A (column DB-ALC1)

Compound	Amount (g/100mL)	Time (min)	Peak Area
Methanol	-----	0.957	12.803
Acetaldehyde	-----	1.055	6.926
>Ethanol	0.0567	1.211	34.938
Isopropanol	-----	1.484	49.724
Acetone	-----	1.786	6.224
n-Propanol	-----	2.015	168.819

Table 2: FID 2 B (column DB-ALC2)

Compound	Time (min)	Peak Area
Acetaldehyde	0.993	8.982
Methanol	1.078	16.136
Ethanol	1.377	42.386
Acetone	1.543	7.417
Isopropanol	1.638	61.942
n-Propanol	2.470	203.991

# Scottsdale Police Department Crime Lab Volatiles Analysis

Sample: 08012015-C	Vial: 7
Description: 0.400	LIMS ID:
Method: ethanol quant.M	Sequence: 16Jul19
Instrument: US14173023 CN14160045	Injection date: 7/16/2019 5:53:50 PM
Data file: C:\Chem32\1\Data\Raines\16Jul19\7.D	Analyst: Raines <i>[Signature]</i>

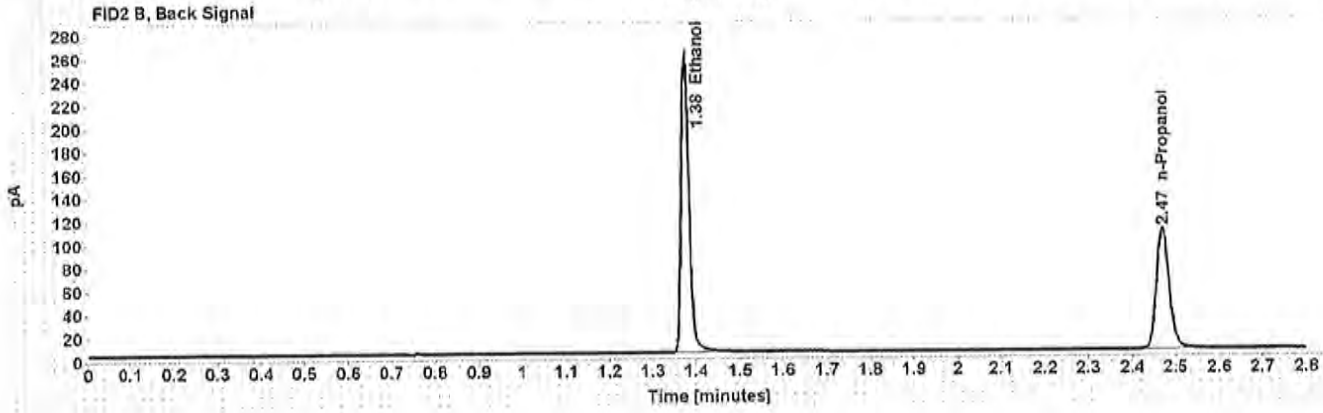
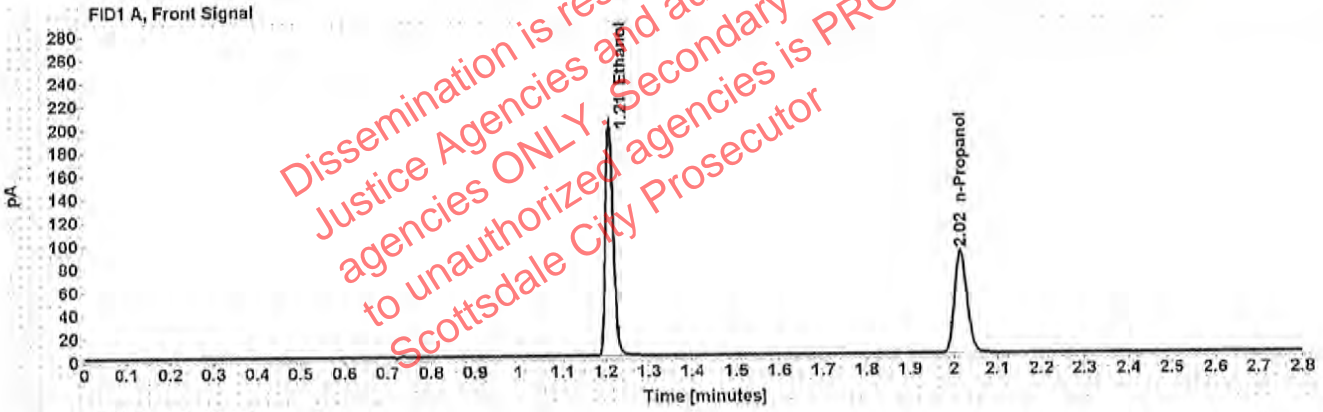


Table 1: FID 1 A (column DB-ALC1)

Compound	Amount (g/100mL)	Time (min)	Peak Area
>Ethanol	0.4039	1.209	260.259
n-Propanol	-----	2.016	177.765

Table 2: FID 2 B (column DB-ALC2)

Compound	Time (min)	Peak Area
Ethanol	1.376	321.937
n-Propanol	2.471	214.542

# Scottsdale Police Department Crime Lab Volatiles Analysis

<b>Sample:</b> 09022015-A	<b>Vial:</b> 8
<b>Description:</b> 0.040	<b>LIMS ID:</b>
<b>Method:</b> ethanol quant.M	<b>Sequence:</b> 16Jul19
<b>Instrument:</b> US14173023 CN14160045	<b>Injection date:</b> 7/16/2019 5:57:50 PM
<b>Data file:</b> C:\Chem32\1\Data\Raines\16Jul19\8.D	<b>Analyst:</b> Raines <i>ML</i>

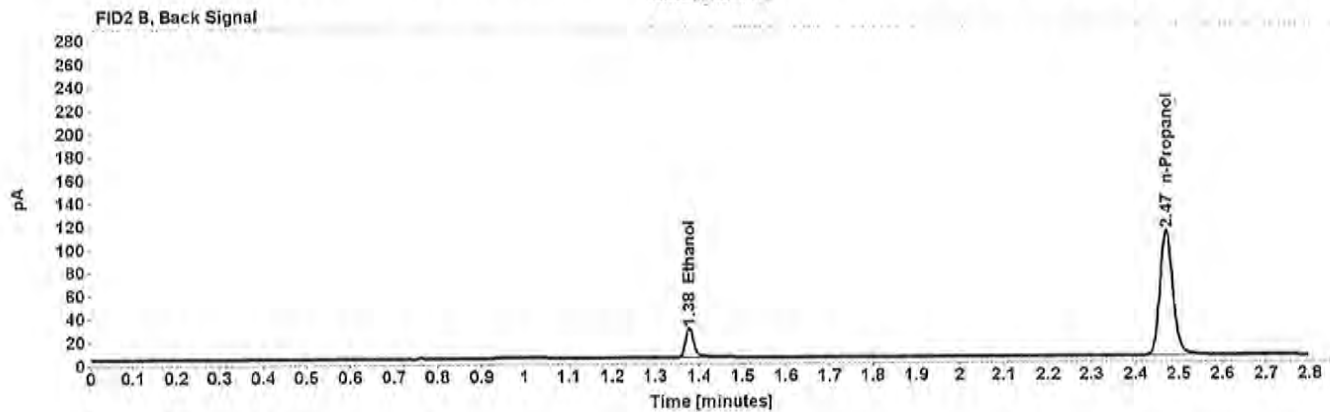
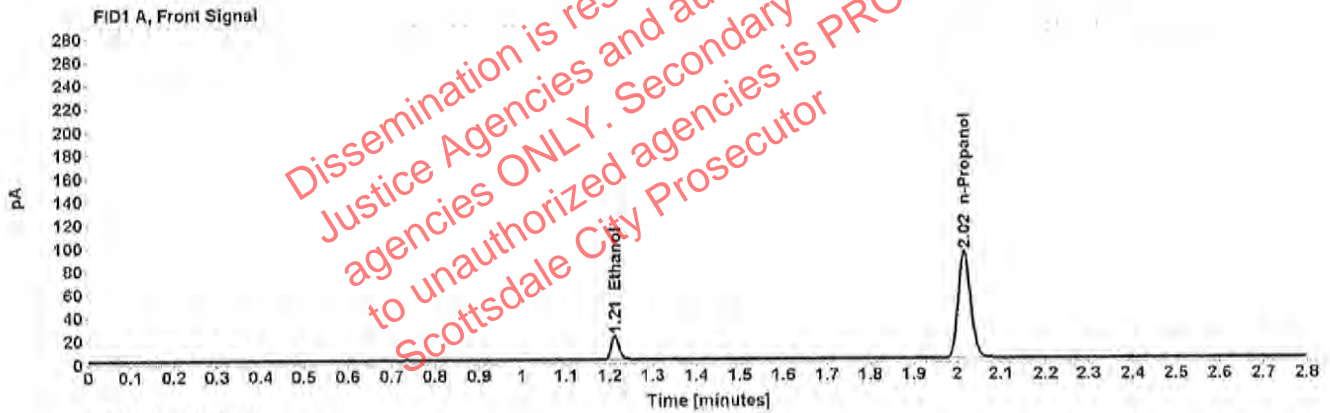


Table 1: FID 1 A (column DB-ALC1)

Compound	Amount (g/100mL)	Time (min)	Peak Area
>Ethanol	0.0391	1.212	26.455
n-Propanol	-----	2.016	184.594

Table 2: FID 2 B (column DB-ALC2)

Compound	Time (min)	Peak Area
Ethanol	1.378	32.220
n-Propanol	2.471	222.340

# Scottsdale Police Department Crime Lab Volatiles Analysis

Sample: 407041529/13	Vial: 9
Description: 0.198	LIMS ID:
Method: ethanol quant.M	Sequence: 16Jul19
Instrument: US14173023 CN14160045	Injection date: 7/16/2019 6:01:50 PM
Data file: C:\Chem32\1\Data\Raines\16Jul19\9.D	Analyst: Raines <i>[Signature]</i>

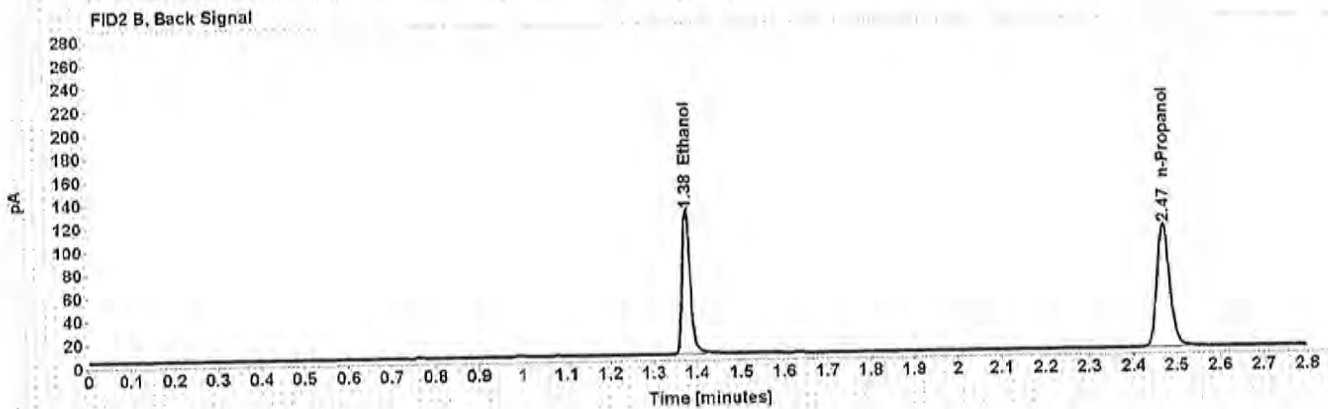
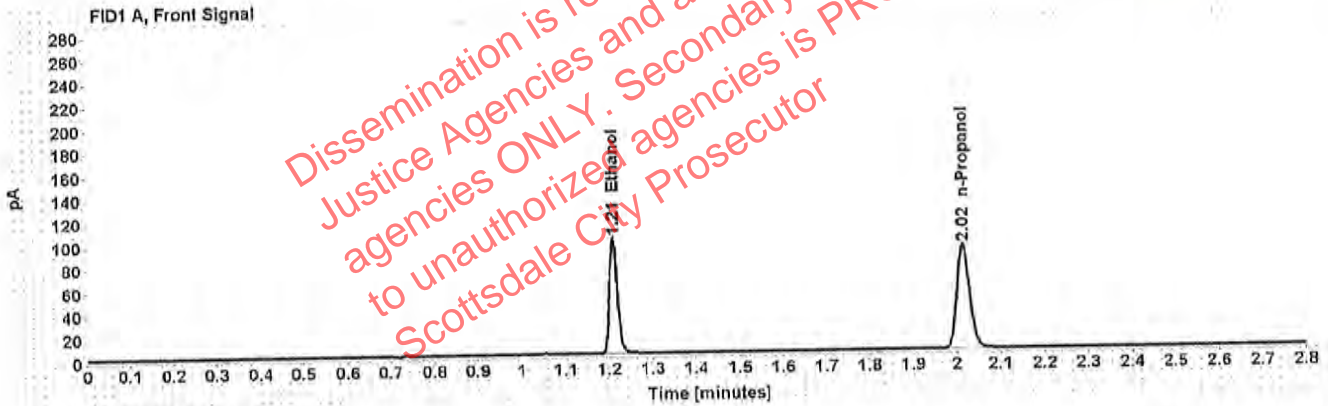


Table 1: FID 1 A (column DB-ALC1)

Compound	Amount (g/100mL)	Time (min)	Peak Area
>Ethanol	0.1968	1.210	128.901
n-Propanol	-----	2.016	180.528

Table 2: FID 2 B (column DB-ALC2)

Compound	Time (min)	Peak Area
Ethanol	1.376	158.112
n-Propanol	2.470	217.716

# Scottsdale Police Department Crime Lab Volatiles Analysis

Sample: 28082014-B	Vial: 20
Description: 0.080	LIMS ID:
Method: ethanol quant.M	Sequence: 16Jul19
Instrument: US14173023 CN14160045	Injection date: 7/16/2019 6:46:19 PM
Data file: C:\Chem32\1\Data\Raines\16Jul19\20.D	Analyst: Raines <i>[Signature]</i>

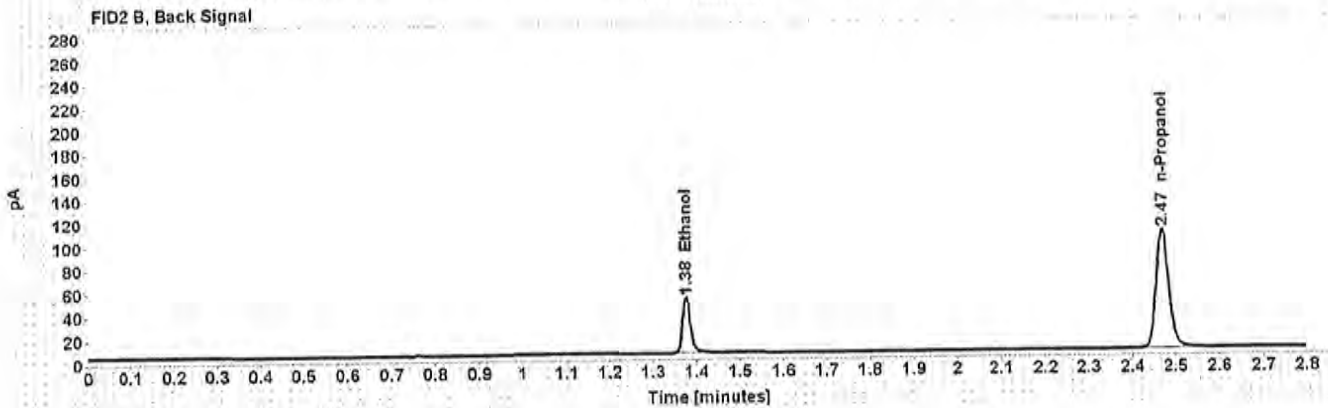
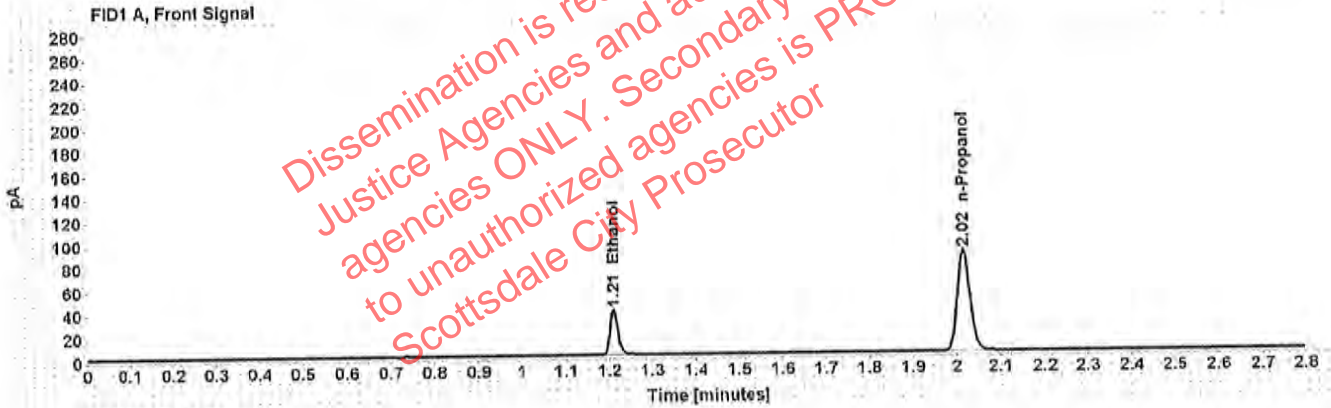


Table 1: FID 1 A (column DB-ALC1)

Compound	Amount (g/100mL)	Time (min)	Peak Area
>Ethanol	0.0788	1.210	50.274
n-Propanol	-----	2.015	175.147

Table 2: FID 2 B (column DB-ALC2)

Compound	Time (min)	Peak Area
Ethanol	1.376	61.525
n-Propanol	2.470	210.606



# Scottsdale Police Department Crime Lab Volatiles Analysis

Sample: 09022015-C	Vial: 31
Description: 0.150	LIMS ID:
Method: ethanol quant.M	Sequence: 16Jul19
Instrument: US14173023 CN14160045	Injection date: 7/16/2019 7:30:50 PM
Data file: C:\Chem32\1\Data\Raines\16Jul19\31.D	Analyst: Raines <i>RR</i>

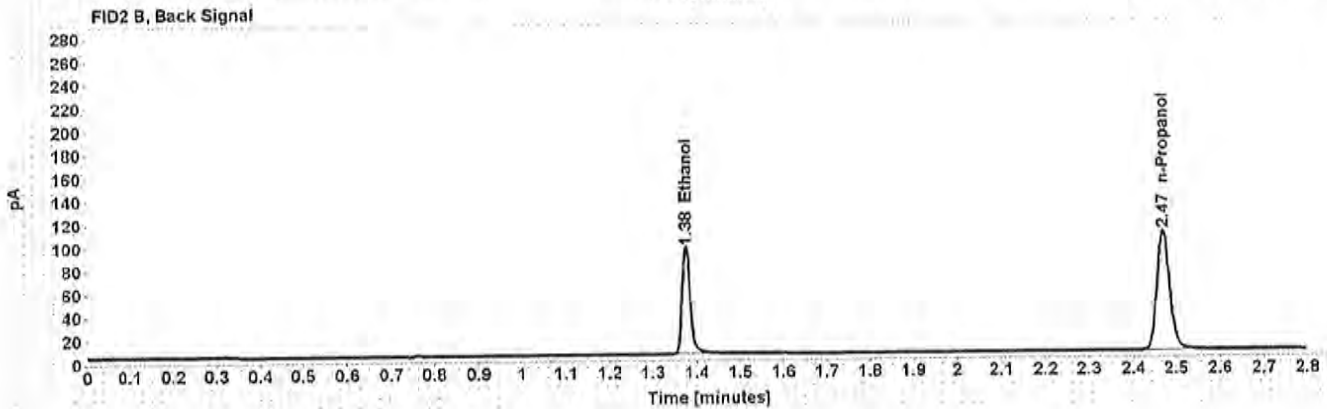
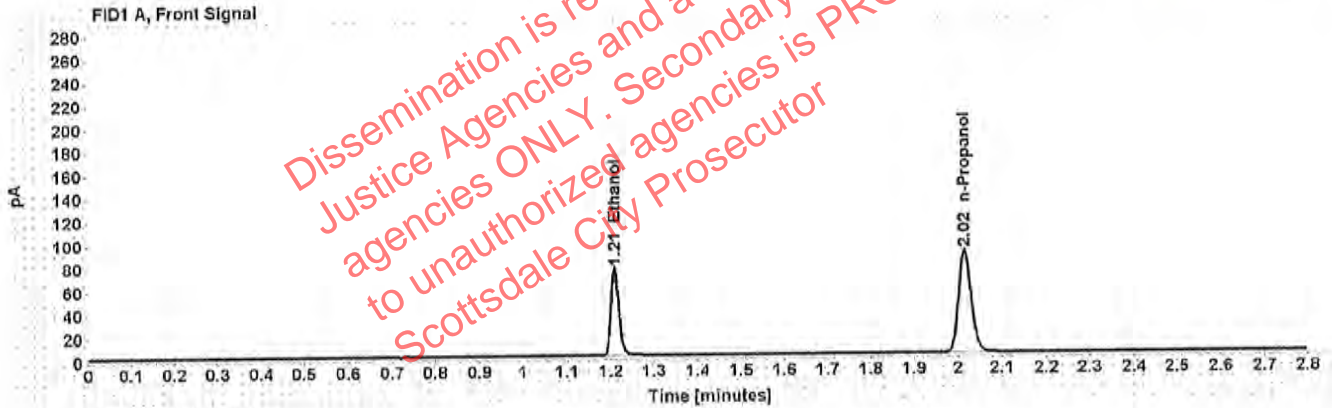


Table 1: FID 1 A (column DB-ALC1)

Compound	Amount (g/100mL)	Time (min)	Peak Area
>Ethanol	0.1497	1.210	96.273
n-Propanol	-----	2.016	177.042

Table 2: FID 2 B (column DB-ALC2)

Compound	Time (min)	Peak Area
Ethanol	1.376	118.447
n-Propanol	2.470	213.075

# Scottsdale Police Department Crime Lab Volatiles Analysis

Sample:	407041529/13	Vial:	42
Description:	0.198	LIMS ID:	
Method:	ethanol quant.M	Sequence:	16Jul19
Instrument:	US14173023 CN14160045	Injection date:	7/16/2019 8:15:06 PM
Data file:	C:\Chem32\1\Data\Raines\16Jul19\42.D	Analyst:	Raines <i>JMR</i>

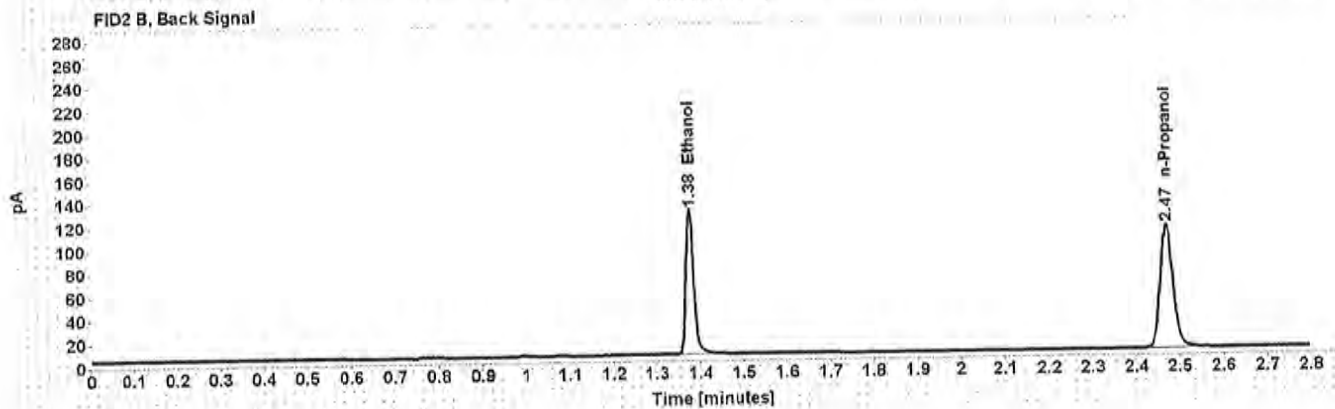
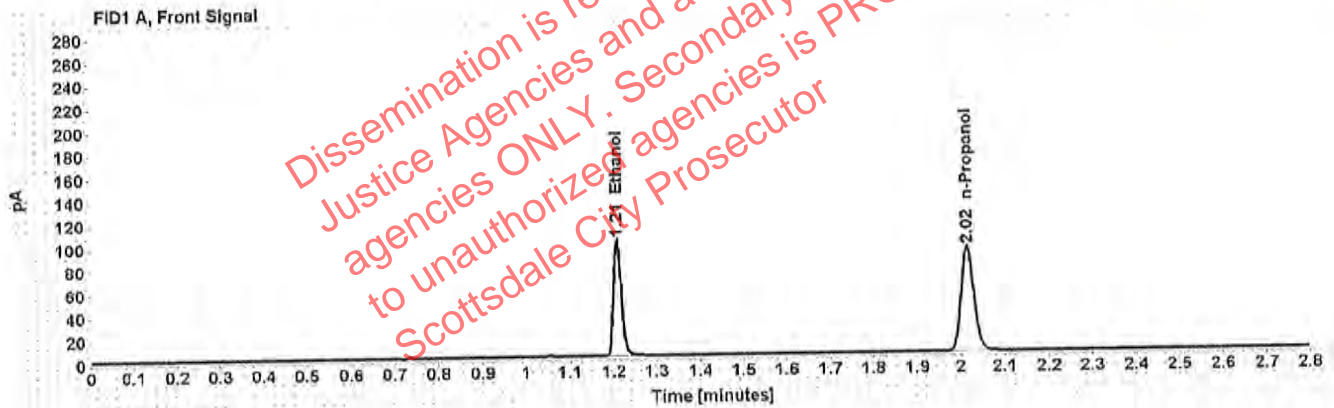


Table 1: FID 1 A (column DB-ALC1)

Compound	Amount (g/100mL)	Time (min)	Peak Area
>Ethanol	0.1967	1.209	129.365
n-Propanol	-----	2.015	181.239

Table 2: FID 2 B (column DB-ALC2)

Compound	Time (min)	Peak Area
Ethanol	1.376	159.286
n-Propanol	2.470	219.002

# Scottsdale Police Department Crime Lab Volatiles Analysis

<b>Sample:</b> 28082014-B	<b>Vial:</b> 53
<b>Description:</b> 0.080	<b>LIMS ID:</b>
<b>Method:</b> ethanol quant.M	<b>Sequence:</b> 16Jul19
<b>Instrument:</b> US14173023 CN14160045	<b>Injection date:</b> 7/16/2019 8:59:38 PM
<b>Data file:</b> C:\Chem32\1\Data\Raines\16Jul19\53.D	<b>Analyst:</b> Raines <i>[Signature]</i>

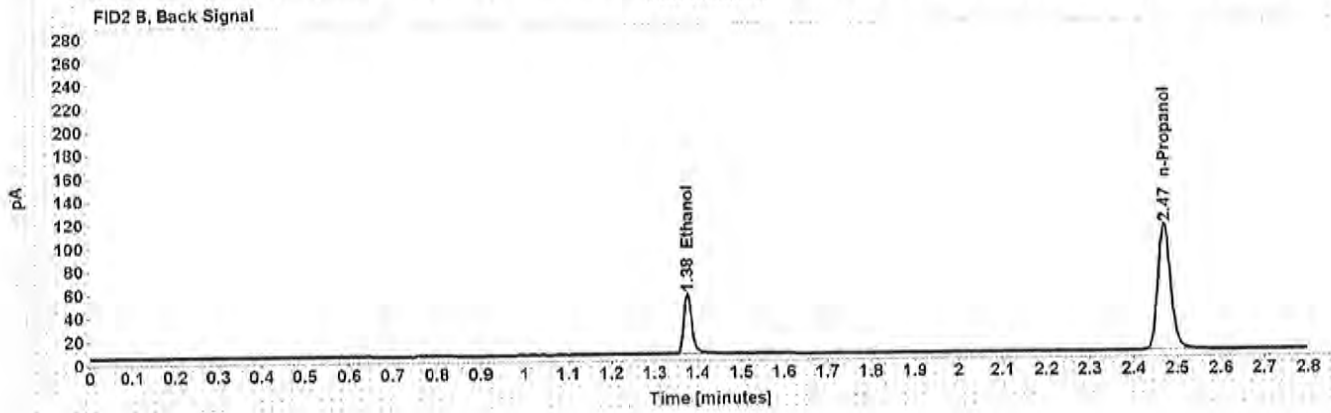
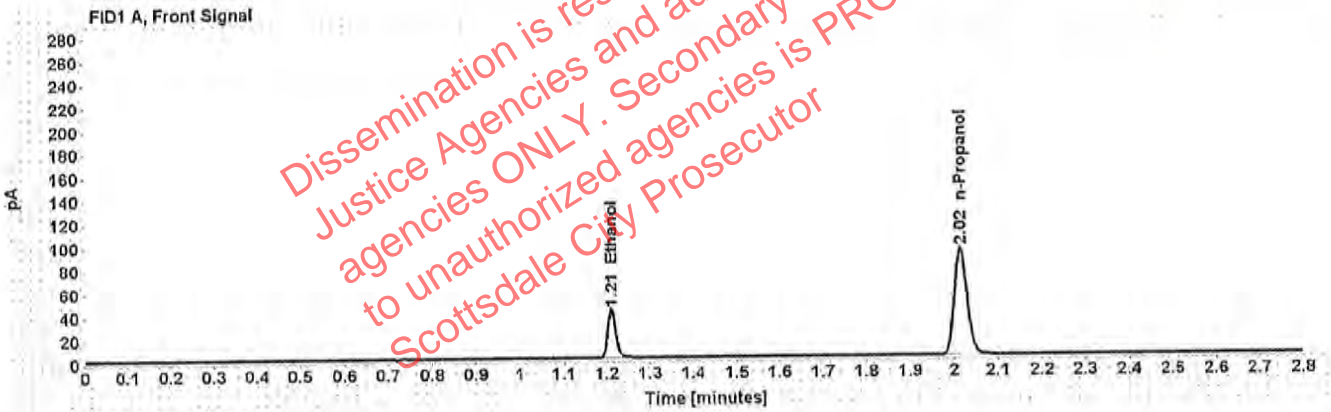


Table 1: FID 1 A (column DB-ALC1)

Compound	Amount (g/100mL)	Time (min)	Peak Area
>Ethanol	0.0802	1.211	53.735
n-Propanol	-----	2.016	183.941

Table 2: FID 2 B (column DB-ALC2)

Compound	Time (min)	Peak Area
Ethanol	1.377	66.305
n-Propanol	2.471	222.197

# Scottsdale Police Department Crime Lab Volatiles Analysis

Sample: 09022015-C	Vial: 64
Description: 0.150	LIMS ID:
Method: ethanol quant.M	Sequence: 16Jul19
Instrument: US14173023 CN14160045	Injection date: 7/16/2019 9:44:05 PM
Data file: C:\Chem32\1\Data\Raines\16Jul19\64.D	Analyst: Raines <i>[Signature]</i>

Dissemination is restricted to Criminal Justice Agencies and authorized ONLY. Secondary dissemination to unauthorized agencies is PROHIBITED  
 Scottsdale City Prosecutor

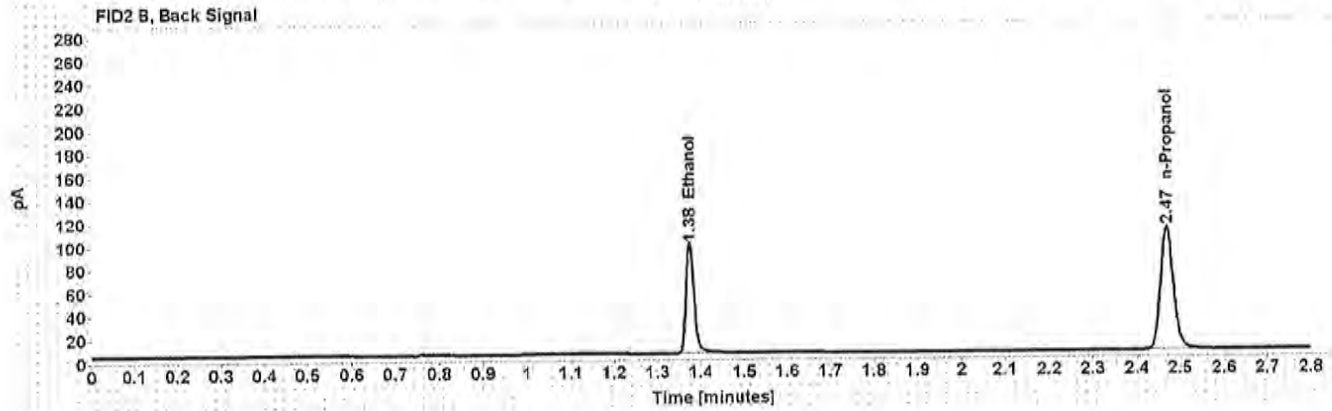
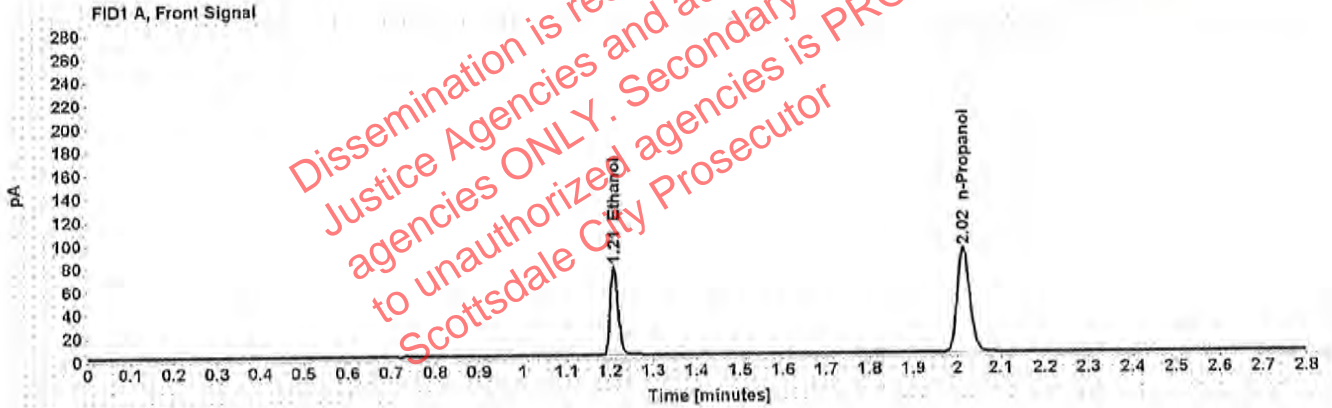


Table 1: FID 1 A (column DB-ALC1)

Compound	Amount (g/100mL)	Time (min)	Peak Area
>Ethanol	0.1500	1.209	98.573
n-Propanol	-----	2.015	180.930

Table 2: FID 2 B (column DB-ALC2)

Compound	Time (min)	Peak Area
Ethanol	1.375	121.311
n-Propanol	2.470	218.803

# Scottsdale Police Department Crime Lab Volatiles Analysis

Sample:	407041529/13	Vial:	75
Description:	0.198	LIMS ID:	
Method:	ethanol quant.M	Sequence:	16Jul19
Instrument:	US14173023 CN14160045	Injection date:	7/16/2019 10:28:35 PM
Data file:	C:\Chem32\1\Data\Raines\16Jul19\75.D	Analyst:	Raines <i>JK</i>

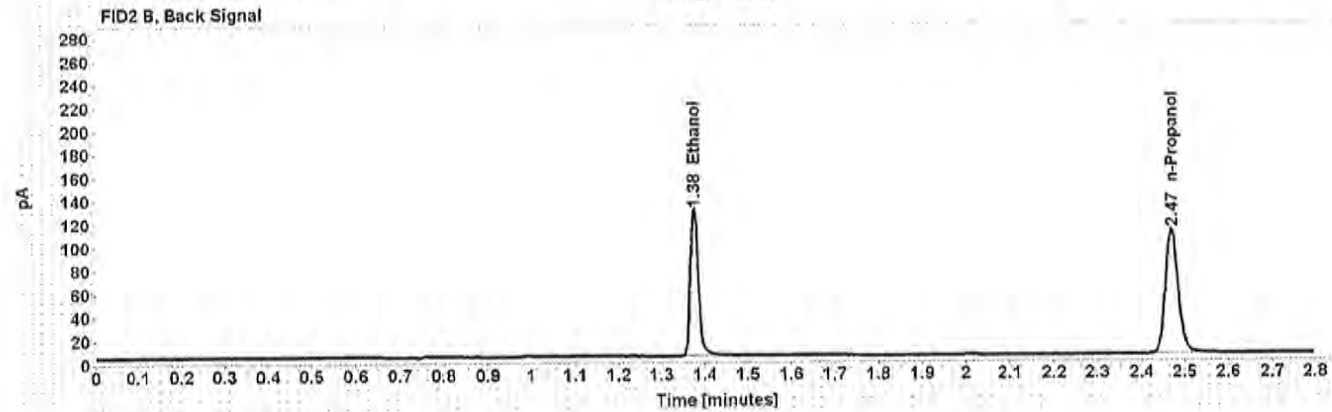
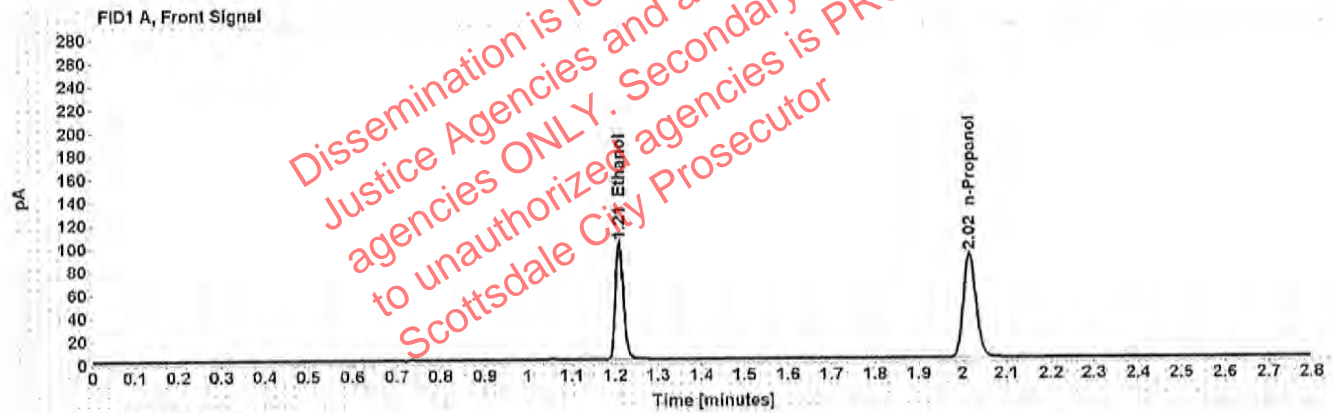


Table 1: FID 1 A (column DB-ALC1)

Compound	Amount (g/100mL)	Time (min)	Peak Area
>Ethanol	0.1976	1.210	130.249
n-Propanol	-----	2.016	181.611

Table 2: FID 2 B (column DB-ALC2)

Compound	Time (min)	Peak Area
Ethanol	1.376	160.893
n-Propanol	2.471	220.333

# Scottsdale Police Department Crime Lab Volatiles Analysis

<b>Sample:</b> 08012015-C	<b>Vial:</b> 86
<b>Description:</b> 0.400	<b>LIMS ID:</b>
<b>Method:</b> ethanol quant.M	<b>Sequence:</b> 16Jul19
<b>Instrument:</b> US14173023 CN14160045	<b>Injection date:</b> 7/16/2019 11:13:05 PM
<b>Data file:</b> C:\Chem321\Data\Raines\16Jul19\86.D	<b>Analyst:</b> Raines <i>[Signature]</i>

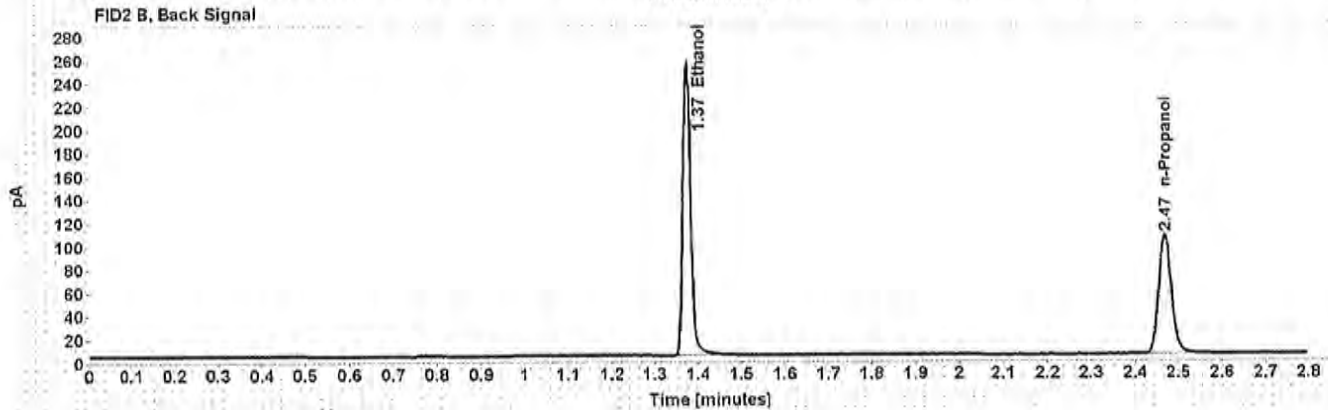
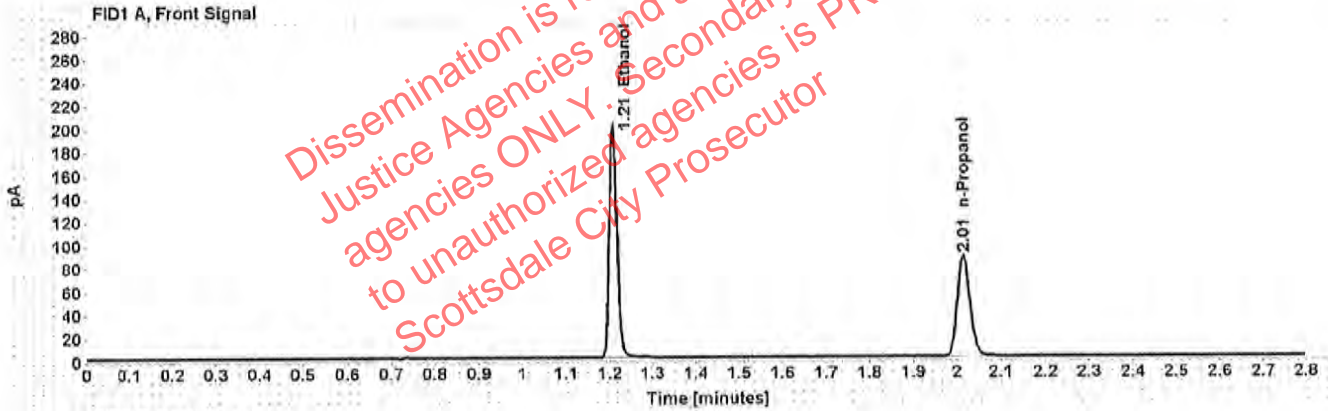


Table 1: FID 1 A (column DB-ALC1)

Compound	Amount (g/100mL)	Time (min)	Peak Area
>Ethanol	0.4005	1.208	253.236
n-Propanol	-----	2.015	174.433

Table 2: FID 2 B (column DB-ALC2)

Compound	Time (min)	Peak Area
Ethanol	1.375	314.568
n-Propanol	2.469	211.440

# Scottsdale Police Department Crime Lab Volatiles Analysis

Sample: 09022015-A	Vial: 87
Description: 0.040	LIMS ID:
Method: ethanol quant.M	Sequence: 16Jul19
Instrument: US14173023 CN14160045	Injection date: 7/16/2019 11:17:06 PM
Data file: C:\Chem32\1\Data\Raines\16Jul19\87.D	Analyst: Raines <i>[Signature]</i>

Dissemination is restricted to Criminal Justice Agencies and authorized agencies ONLY. Secondary dissemination to unauthorized agencies is PROHIBITED. Scottsdale City Prosecutor

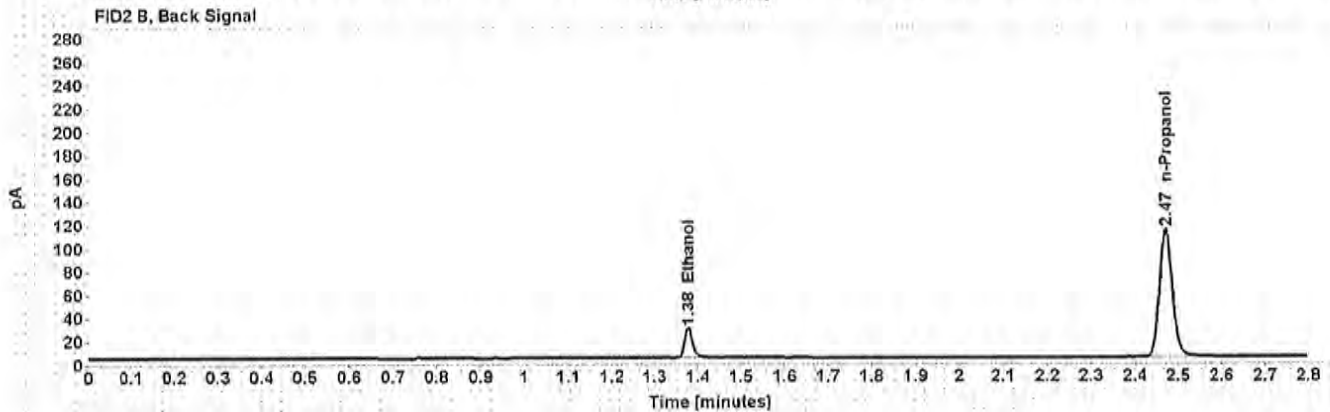
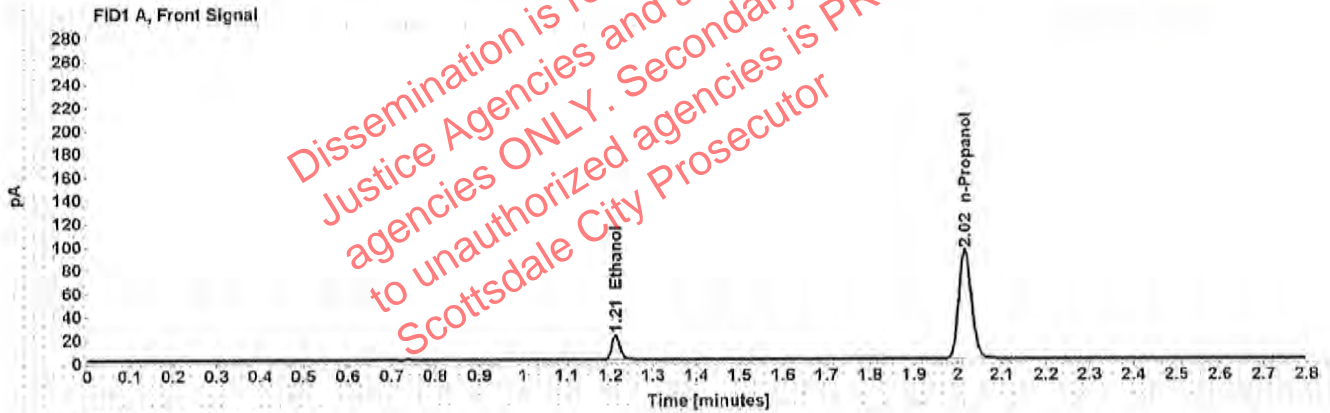


Table 1: FID 1 A (column DB-ALC1)

Compound	Amount (g/100mL)	Time (min)	Peak Area
>Ethanol	0.0394	1.212	27.100
n-Propanol	-----	2.016	187.890

Table 2: FID 2 B (column DB-ALC2)

Compound	Time (min)	Peak Area
Ethanol	1.378	33.118
n-Propanol	2.471	226.846

# Scottsdale Police Department Crime Lab Volatiles Analysis

Sample:	407041529/13	Vial:	88
Description:	0.198	LIMS ID:	
Method:	ethanol quant.M	Sequence:	16Jul19
Instrument:	US14173023 CN14160045	Injection date:	7/16/2019 11:21:06 PM
Data file:	C:\Chem32\1\Data\Raines\16Jul19\88.D	Analyst:	Raines <i>[Signature]</i>

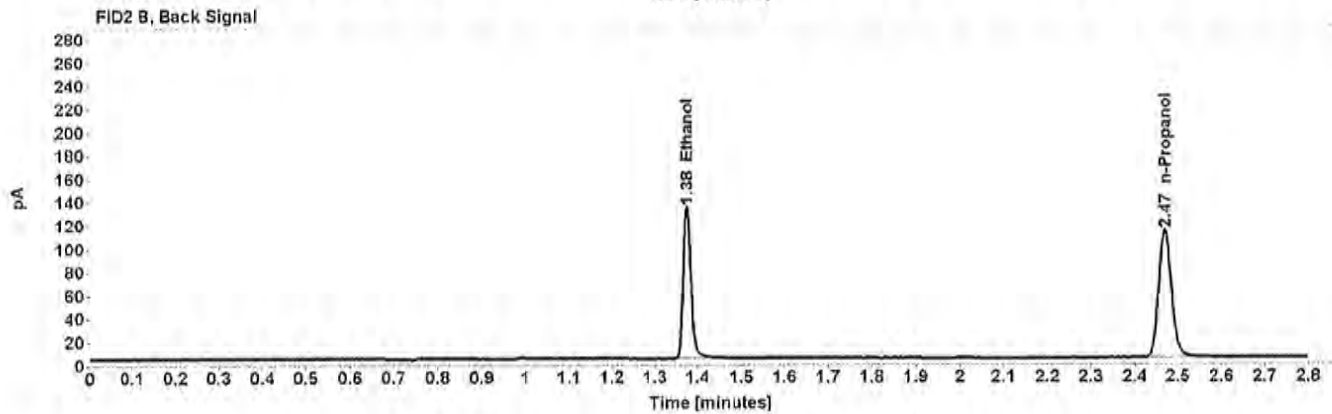
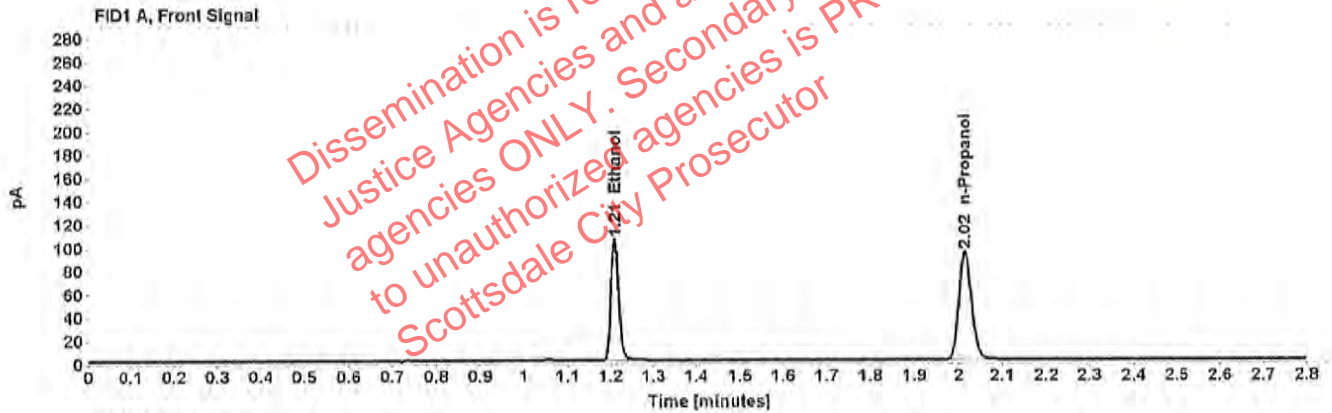


Table 1: FID 1 A (column DB-ALC1)

Compound	Amount (g/100mL)	Time (min)	Peak Area
>Ethanol	0.1982	1.209	134.009
n-Propanol	-----	2.015	186.332

Table 2: FID 2 B (column DB-ALC2)

Compound	Time (min)	Peak Area
Ethanol	1.375	165.661
n-Propanol	2.470	226.186



# Scottsdale Police Department Crime Lab Volatiles Analysis

<b>Sample:</b> 040919WB	<b>Vial:</b> 89
<b>Description:</b> Negative	<b>LIMS ID:</b>
<b>Method:</b> ethanol quant.M	<b>Sequence:</b> 16Jul19
<b>Instrument:</b> US14173023 CN14160045	<b>Injection date:</b> 7/16/2019 11:25:05 PM
<b>Data file:</b> C:\Chem32\1\Data\Raines\16Jul19\89.D	<b>Analyst:</b> Raines

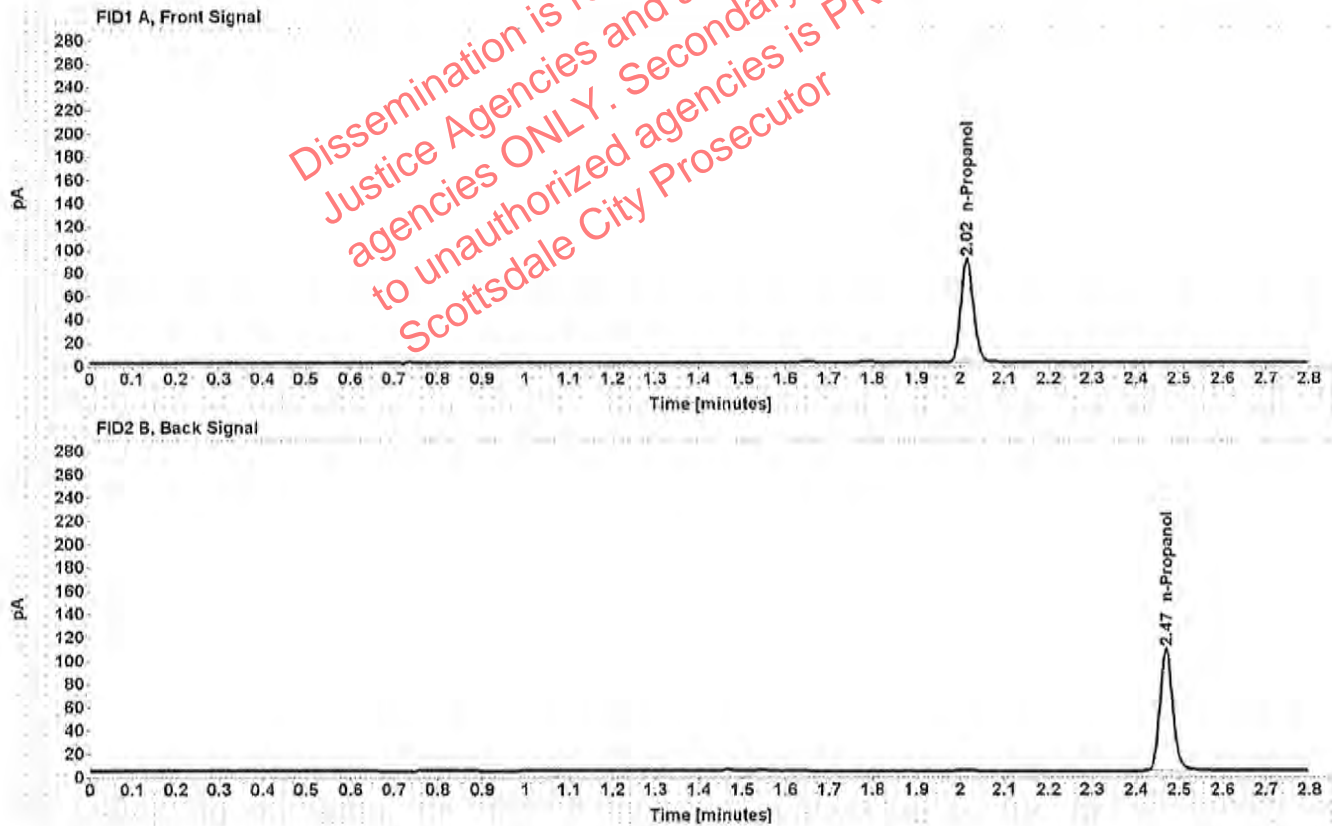


Table 1: FID 1 A (column DB-ALC1)

Compound	Amount (g/100mL)	Time (min)	Peak Area
n-Propanol	-----	2.015	178.644

Table 2: FID 2 B (column DB-ALC2)

Compound	Time (min)	Peak Area
n-Propanol	2.470	216.570

### Scottsdale Police Department Crime Lab Volatiles Analysis

Sample:	1224700	Vial:	10
Description:	[REDACTED]	LIMS ID:	[REDACTED]
Method:	ethanol quant.M	Sequence:	16Jul19
Instrument:	US14173023 CN14160045	Injection date:	7/16/2019 6:05:50 PM
Data file:	C:\Chem32\1\Data\Raines\16Jul19\10.D	Analyst:	Raines

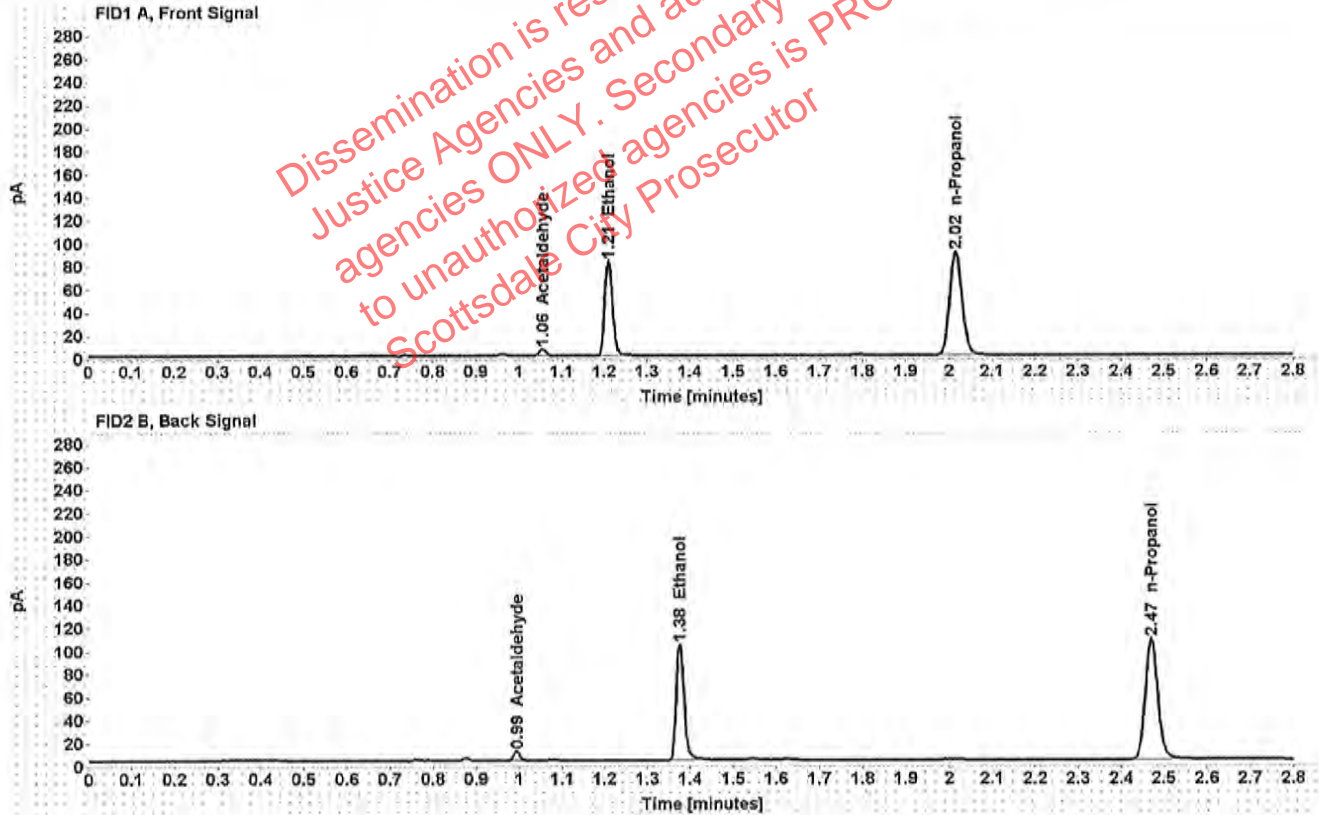


Table 1: FID 1 A (column DB-ALC1)

Compound	Amount (g/100mL)	Time (min)	Peak Area
Acetaldehyde	-----	1.055	5.990
>Ethanol	0.1619	1.210	105.501
n-Propanol	-----	2.015	179.524

Table 2: FID 2 B (column DB-ALC2)

Compound	Time (min)	Peak Area
Acetaldehyde	0.994	7.771
Ethanol	1.376	128.954
n-Propanol	2.470	217.253

### Scottsdale Police Department Crime Lab Volatiles Analysis

Sample:	1224700	Vial:	11
Description:	[REDACTED]	LIMS ID:	[REDACTED]
Method:	ethanol quant.M	Sequence:	16Jul19
Instrument:	US14173023 CN14160045	Injection date:	7/16/2019 6:09:49 PM
Data file:	C:\Chem32\1\Data\Raines\16Jul19\11.D	Analyst:	Raines

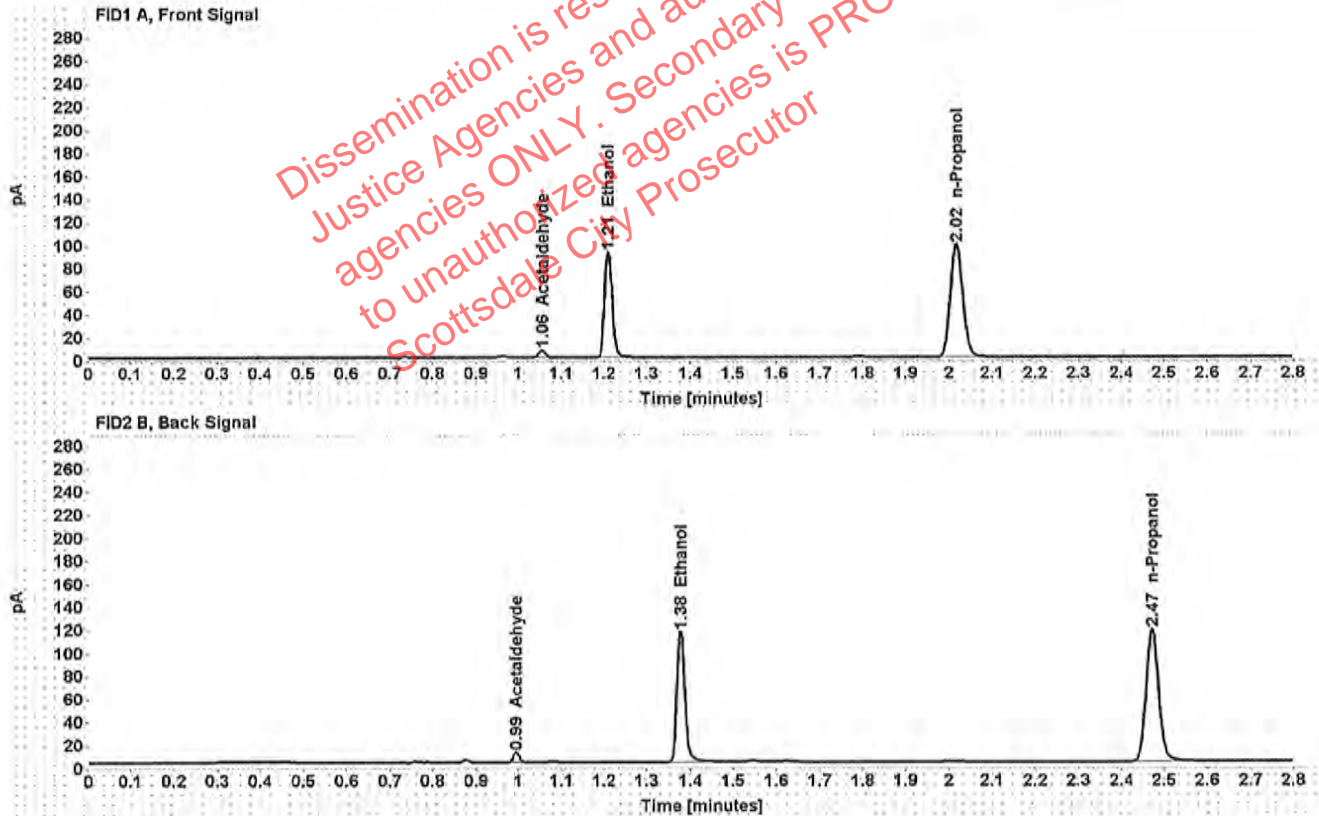


Table 1: FID 1 A (column DB-ALC1)

Compound	Amount (g/100mL)	Time (min)	Peak Area
Acetaldehyde	-----	1.056	6.398
>Ethanol	0.1665	1.211	118.591
n-Propanol	-----	2.016	196.222

Table 2: FID 2 B (column DB-ALC2)

Compound	Time (min)	Peak Area
Acetaldehyde	0.994	8.260
Ethanol	1.378	147.043
n-Propanol	2.471	237.606

### Scottsdale Police Department Crime Lab Volatiles Analysis

Sample:	1234079	Vial:	12
Description:	[REDACTED]	LIMS ID:	[REDACTED]
Method:	ethanol quant.M	Sequence:	16Jul19
Instrument:	US14173023 CN14160045	Injection date:	7/16/2019 6:13:49 PM
Data file:	C:\Chem32\1\Data\Raines\16Jul19\12.D	Analyst:	Raines

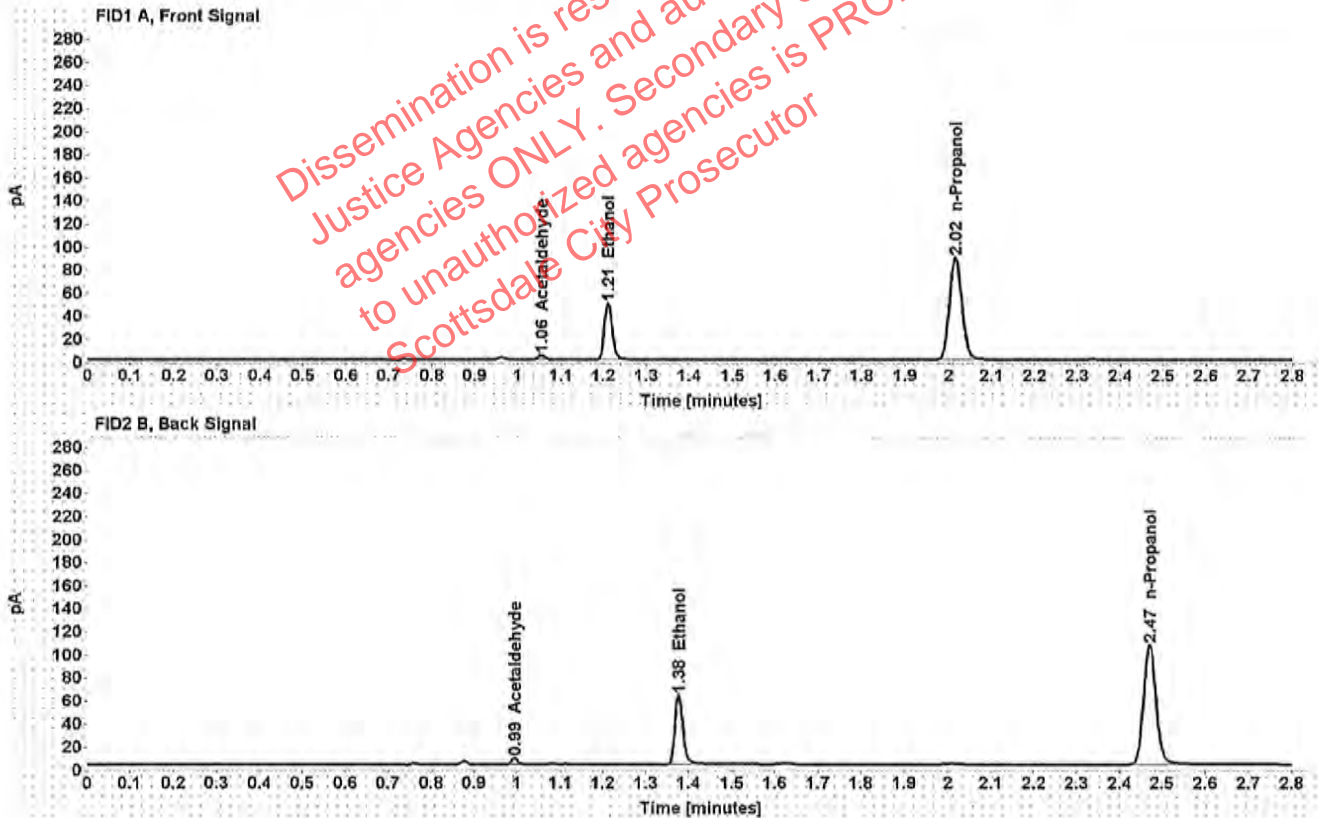


Table 1: FID 1 A (column DB-ALC1)

Compound	Amount (g/100mL)	Time (min)	Peak Area
Acetaldehyde	-----	1.055	4.008
>Ethanol	0.0981	1.211	63.454
n-Propanol	-----	2.016	177.782

Table 2: FID 2 B (column DB-ALC2)

Compound	Time (min)	Peak Area
Acetaldehyde	0.994	5.181
Ethanol	1.377	77.173
n-Propanol	2.471	214.734

### Scottsdale Police Department Crime Lab Volatiles Analysis

Sample:	1234079	Vial:	13
Description:	[REDACTED]	LIMS ID:	[REDACTED]
Method:	ethanol quant.M	Sequence:	16Jul19
Instrument:	US14173023 CN14160045	Injection date:	7/16/2019 6:18:05 PM
Data file:	C:\Chem32\1\Data\Raines\16Jul19\13.D	Analyst:	Raines

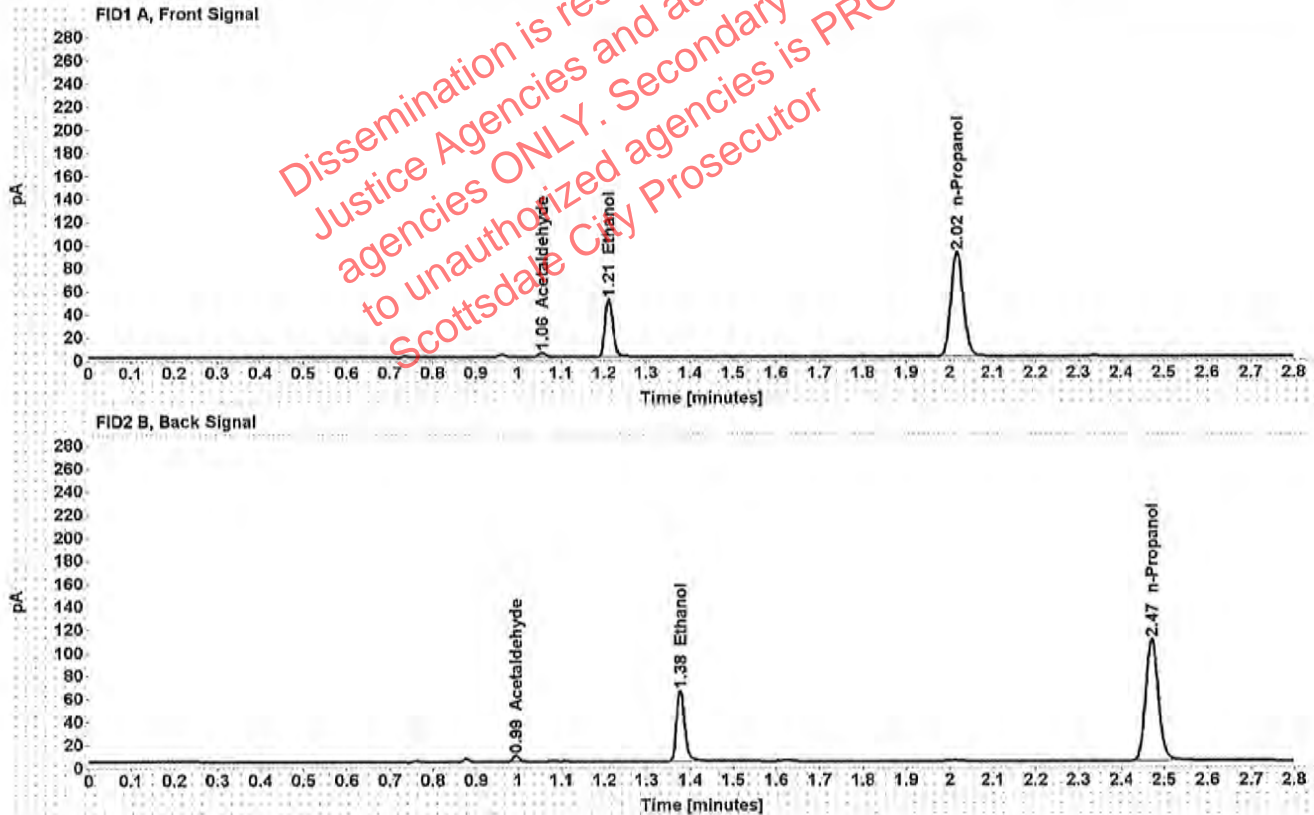


Table 1: FID 1 A (column DB-ALC1)

Compound	Amount (g/100mL)	Time (min)	Peak Area
Acetaldehyde	-----	1.055	3.988
>Ethanol	0.0991	1.211	65.313
n-Propanol	-----	2.016	181.158

Table 2: FID 2 B (column DB-ALC2)

Compound	Time (min)	Peak Area
Acetaldehyde	0.994	5.175
Ethanol	1.377	78.891
n-Propanol	2.471	218.427

### Scottsdale Police Department Crime Lab Volatiles Analysis

Sample:	1241441	Vial:	14
Description:	[REDACTED]	LIMS ID:	[REDACTED]
Method:	ethanol quant.M	Sequence:	16Jul19
Instrument:	US14173023 CN14160045	Injection date:	7/16/2019 6:22:06 PM
Data file:	C:\Chem32\1\Data\Raines\16Jul19\14.D	Analyst:	Raines

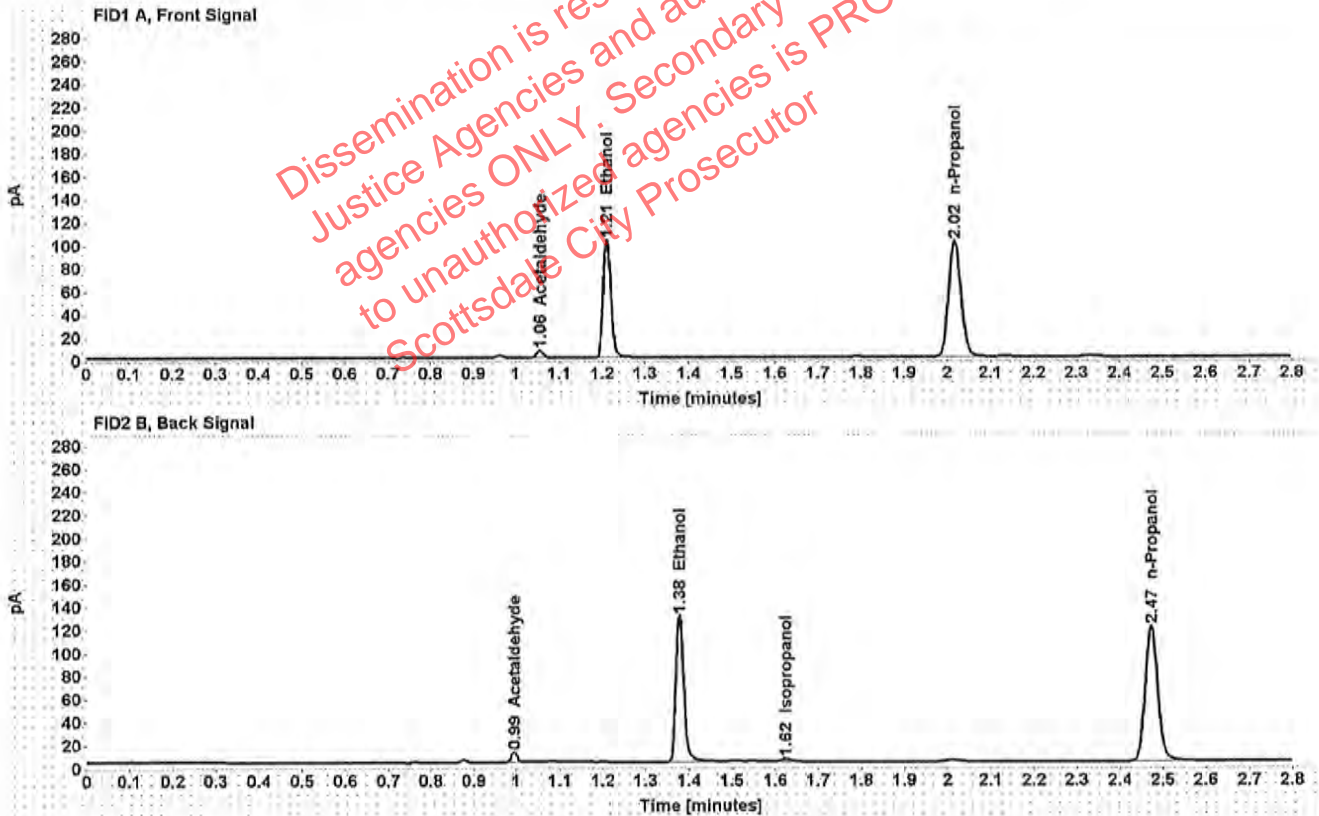


Table 1: FID 1 A (column DB-ALC1)

Compound	Amount (g/100mL)	Time (min)	Peak Area
Acetaldehyde	-----	1.056	6.591
>Ethanol	0.1806	1.211	132.560
n-Propanol	-----	2.017	202.191

Table 2: FID 2 B (column DB-ALC2)

Compound	Time (min)	Peak Area
Acetaldehyde	0.995	8.534
Ethanol	1.378	164.405
Isopropanol	1.625	4.350
n-Propanol	2.472	243.007

Case: [REDACTED] User: mraines 7/17/2019

### Scottsdale Police Department Crime Lab Volatiles Analysis

Sample:	1241441	Vial:	15
Description:	[REDACTED]	LIMS ID:	[REDACTED]
Method:	ethanol quant.M	Sequence:	16Jul19
Instrument:	US14173023 CN14160045	Injection date:	7/16/2019 6:26:05 PM
Data file:	C:\Chem32\1\Data\Raines\16Jul19\15.D	Analyst:	Raines

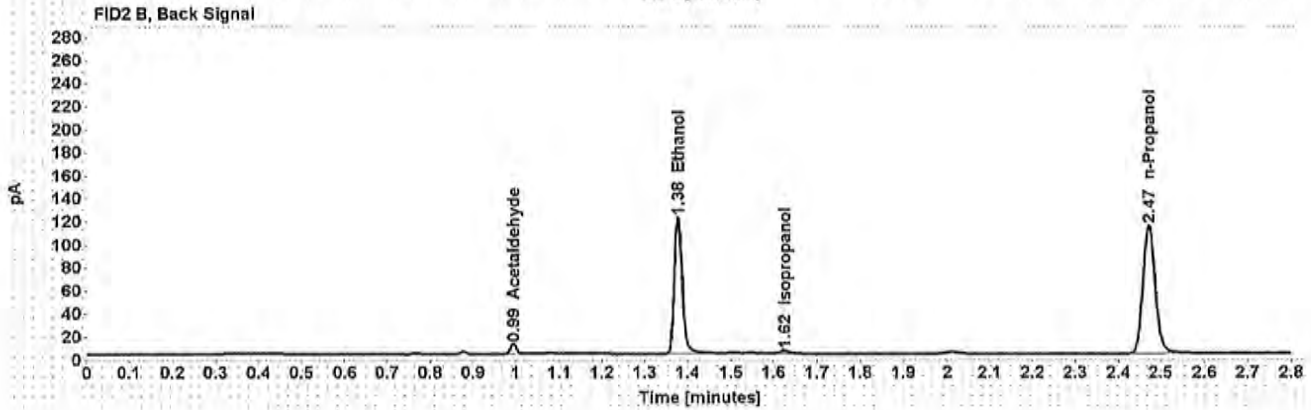
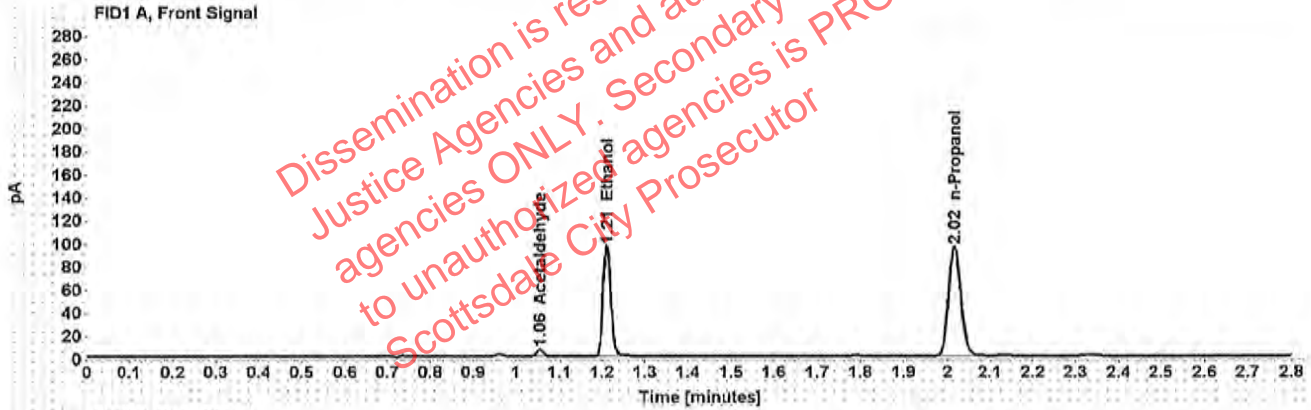


Table 1: FID 1 A (column DB-ALC1)

Compound	Amount (g/100mL)	Time (min)	Peak Area
Acetaldehyde	-----	1.056	6.476
>Ethanol	0.1783	1.210	123.884
n-Propanol	-----	2.016	191.400

Table 2: FID 2 B (column DB-ALC2)

Compound	Time (min)	Peak Area
Acetaldehyde	0.994	8.394
Ethanol	1.377	153.879
Isopropanol	1.624	4.217
n-Propanol	2.472	229.335

### Scottsdale Police Department Crime Lab Volatiles Analysis

Sample:	1238173	Vial:	16
Description:	[REDACTED]	LIMS ID:	[REDACTED]
Method:	ethanol quant.M	Sequence:	16Jul19
Instrument:	US14173023 CN14160045	Injection date:	7/16/2019 6:30:05 PM
Data file:	C:\Chem32\1\Data\Raines\16Jul19\16.D	Analyst:	Raines

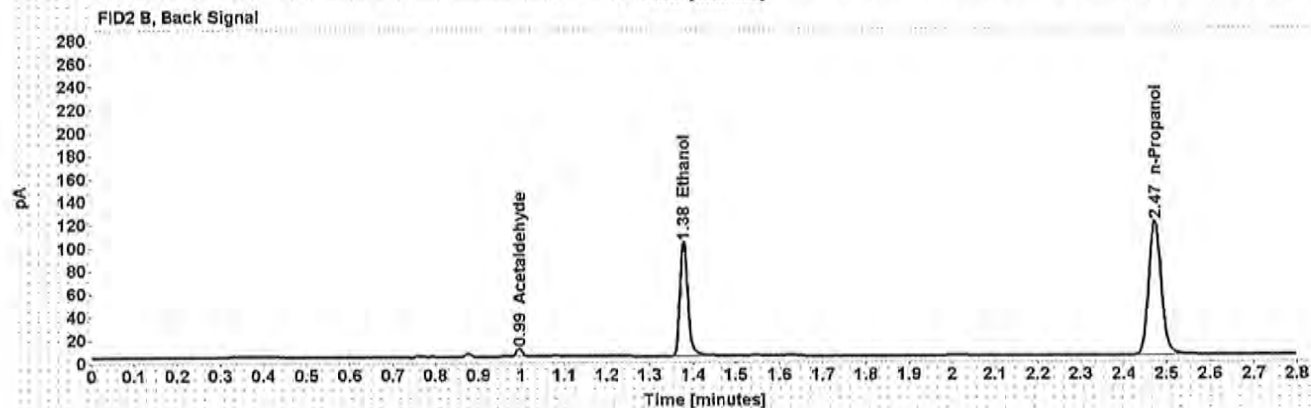
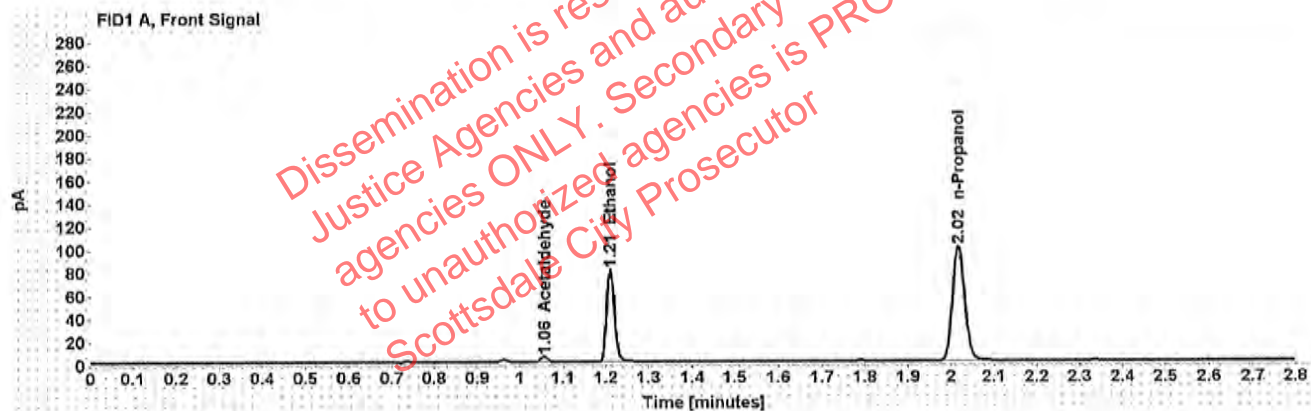


Table 1: FID 1 A (column DB-ALC1)

Compound	Amount (g/100mL)	Time (min)	Peak Area
Acetaldehyde	-----	1.056	5.105
>Ethanol	0.1434	1.211	103.523
n-Propanol	-----	2.017	198.711

Table 2: FID 2 B (column DB-ALC2)

Compound	Time (min)	Peak Area
Acetaldehyde	0.995	6.611
Ethanol	1.378	128.194
n-Propanol	2.472	240.135



### Scottsdale Police Department Crime Lab Volatiles Analysis

Sample:	1238173	Vial:	17
Description:	[REDACTED]	LIMS ID:	[REDACTED]
Method:	ethanol quant.M	Sequence:	16Jul19
Instrument:	US14173023 CN14160045	Injection date:	7/16/2019 6:34:05 PM
Data file:	C:\Chem32\1\Data\Raines\16Jul19\17.D	Analyst:	Raines

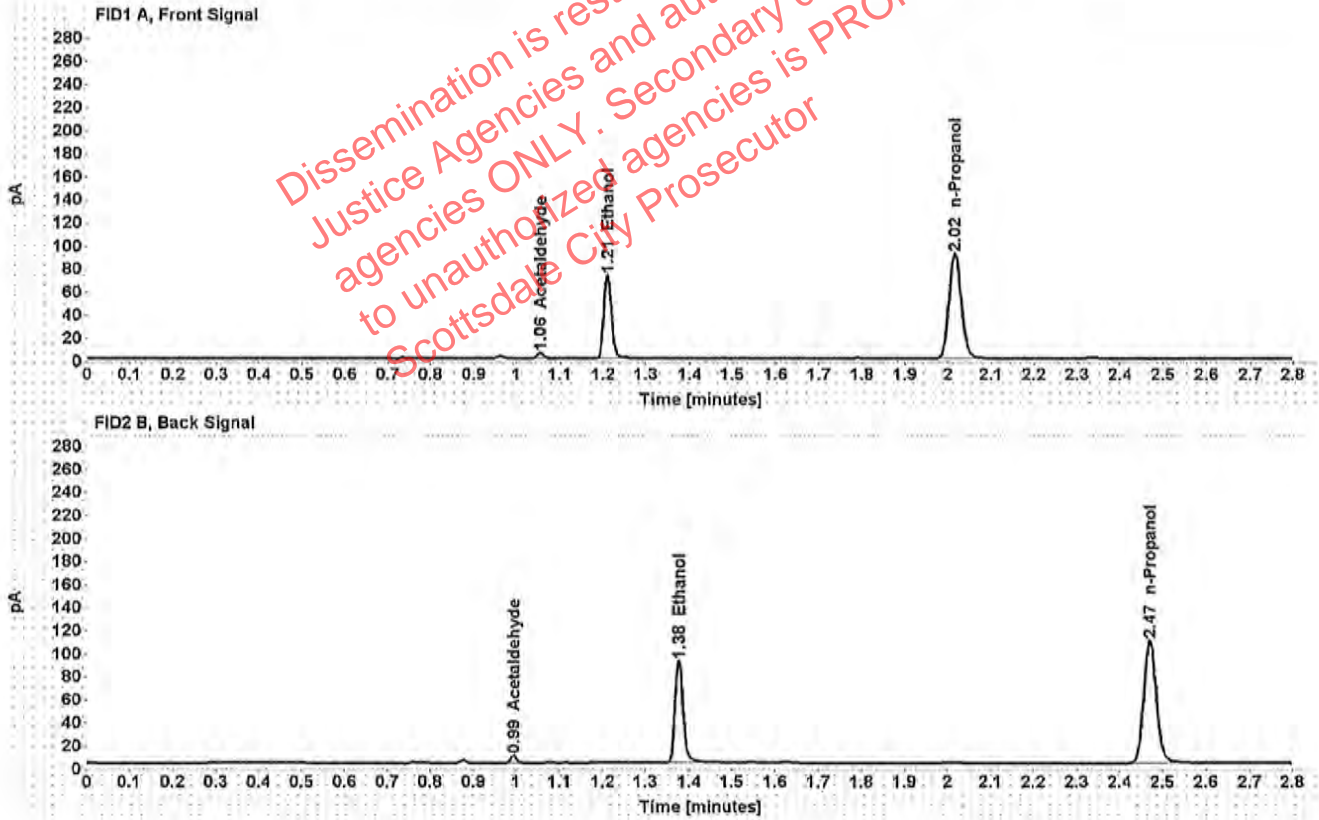


Table 1: FID 1 A (column DB-ALC1)

Compound	Amount (g/100mL)	Time (min)	Peak Area
Acetaldehyde	-----	1.055	4.902
>Ethanol	0.1395	1.210	92.409
n-Propanol	-----	2.016	182.387

Table 2: FID 2 B (column DB-ALC2)

Compound	Time (min)	Peak Area
Acetaldehyde	0.994	6.386
Ethanol	1.376	115.403
n-Propanol	2.470	220.429

### Scottsdale Police Department Crime Lab Volatiles Analysis

Sample:	1249673	Vial:	18
Description:	[REDACTED]	LIMS ID:	[REDACTED]
Method:	ethanol quant.M	Sequence:	16Jul19
Instrument:	US14173023 CN14160045	Injection date:	7/16/2019 6:38:06 PM
Data file:	C:\Chem32\1\Data\Raines\16Jul19\18.D	Analyst:	Raines

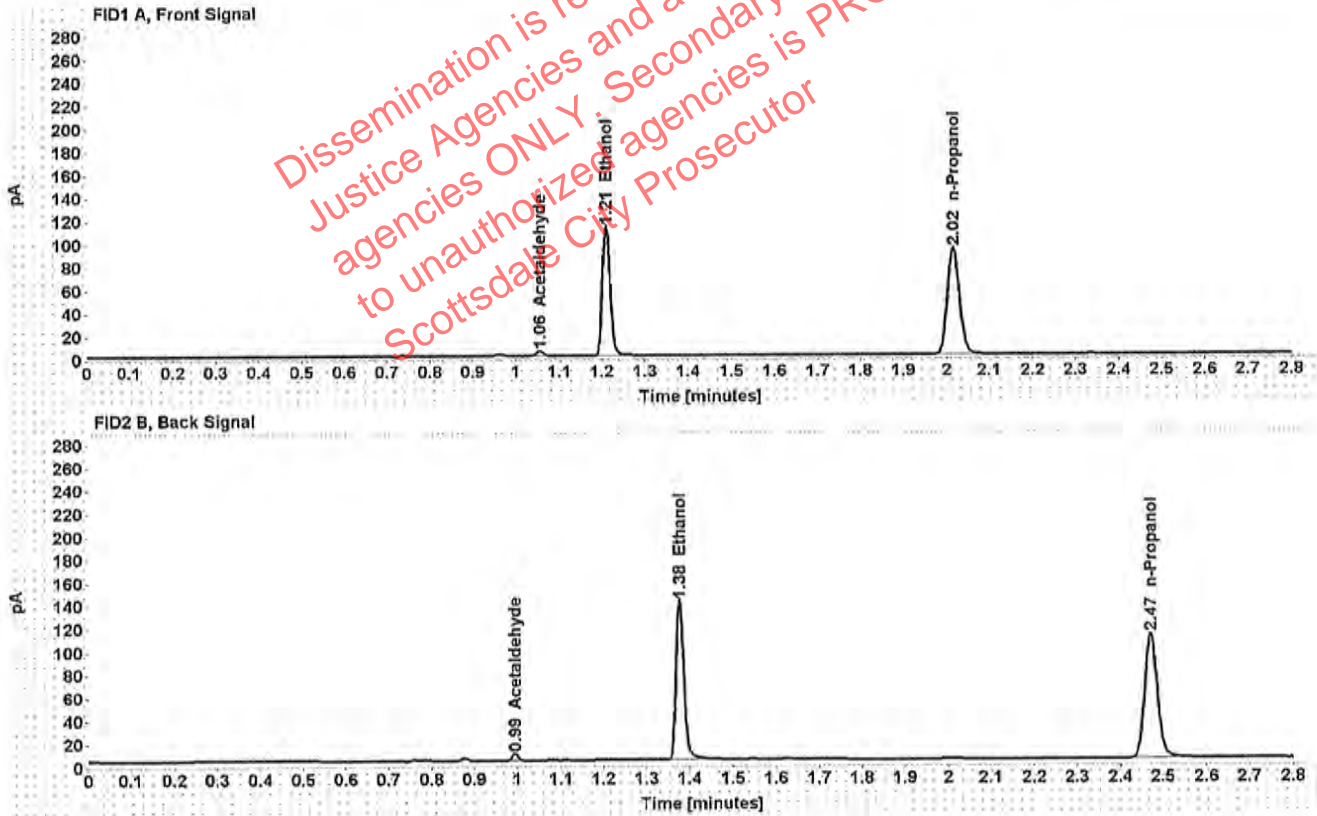


Table 1: FID 1 A (column DB-ALC1)

Compound	Amount (g/100mL)	Time (min)	Peak Area
Acetaldehyde	-----	1.056	4.468
>Ethanol	0.2144	1.210	143.670
n-Propanol	-----	2.016	184.644

Table 2: FID 2 B (column DB-ALC2)

Compound	Time (min)	Peak Area
Acetaldehyde	0.994	5.795
Ethanol	1.377	177.680
n-Propanol	2.471	222.836

### Scottsdale Police Department Crime Lab Volatiles Analysis

Sample:	1249673	Vial:	19
Description:	[REDACTED]	LIMS ID:	[REDACTED]
Method:	ethanol quant.M	Sequence:	16Jul19
Instrument:	US14173023 CN14160045	Injection date:	7/16/2019 6:42:21 PM
Data file:	C:\Chem32\1\Data\Raines\16Jul19\19.D	Analyst:	Raines

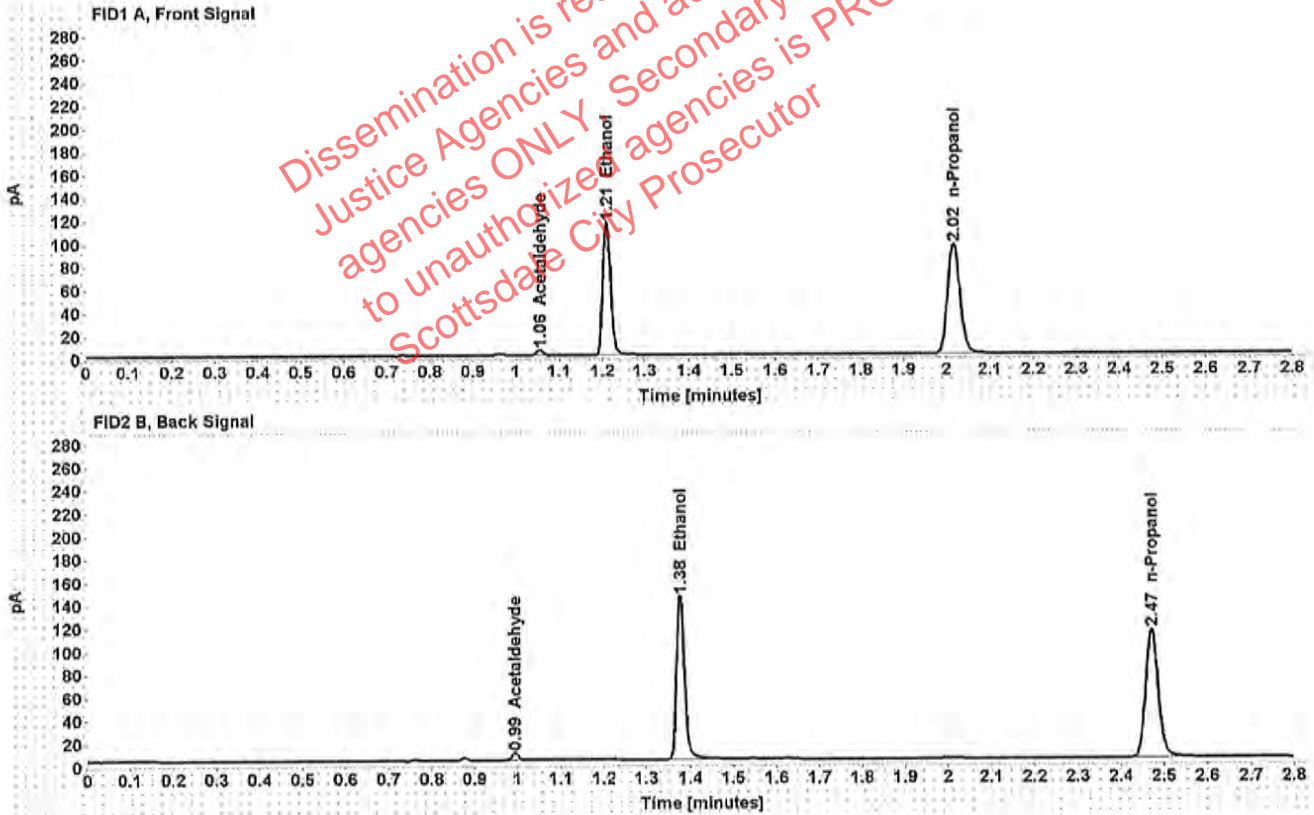


Table 1: FID 1 A (column DB-ALC1)

Compound	Amount (g/100mL)	Time (min)	Peak Area
Acetaldehyde	-----	1.056	4.609
>Ethanol	0.2152	1.210	148.644
n-Propanol	-----	2.016	190.406

Table 2: FID 2 B (column DB-ALC2)

Compound	Time (min)	Peak Area
Acetaldehyde	0.994	5.990
Ethanol	1.377	183.920
n-Propanol	2.472	229.684

### Scottsdale Police Department Crime Lab Volatiles Analysis

Sample:	1267269	Vial:	21
Description:	[REDACTED]	LIMS ID:	[REDACTED]
Method:	ethanol quant.M	Sequence:	16Jul19
Instrument:	US14173023 CN14160045	Injection date:	7/16/2019 6:50:20 PM
Data file:	C:\Chem32\1\Data\Raines\16Jul19\21.D	Analyst:	Raines

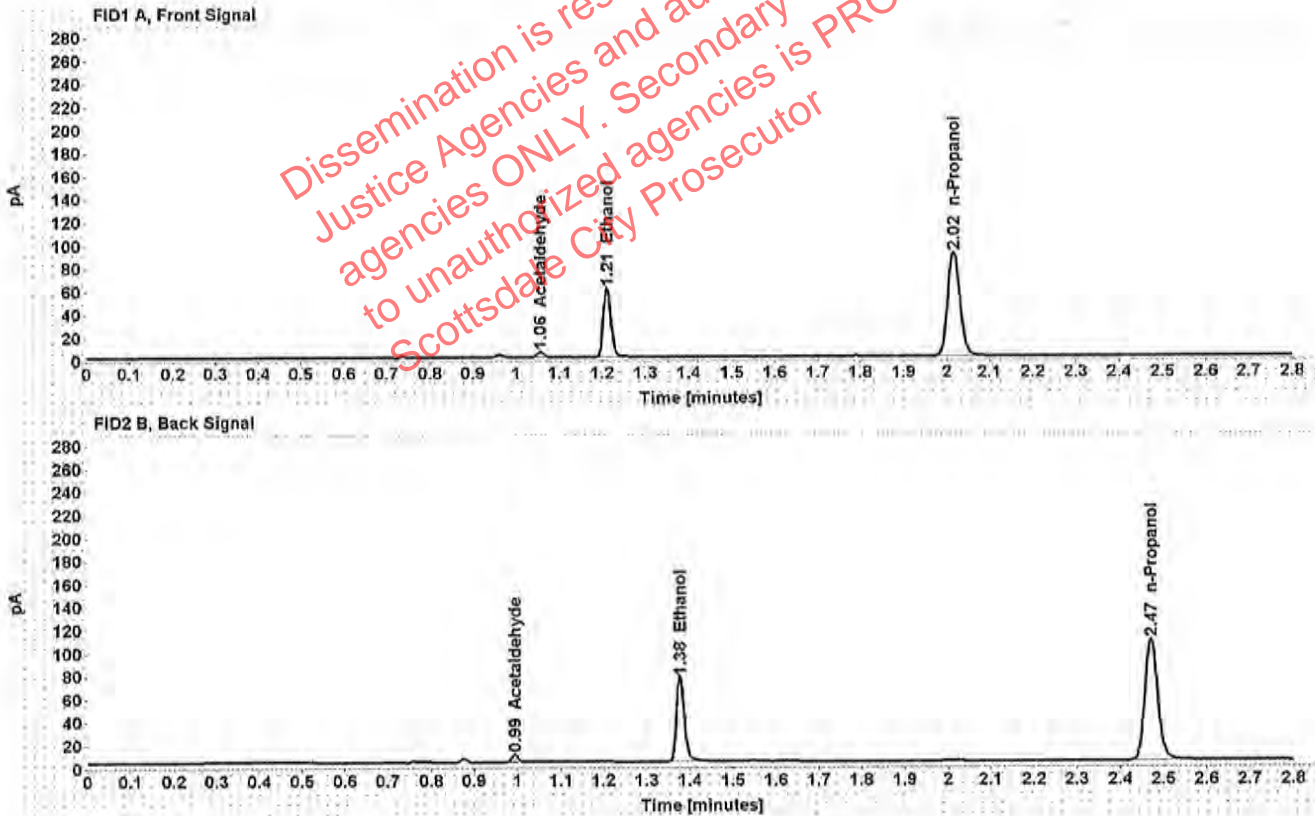


Table 1: FID 1 A (column DB-ALC1)

Compound	Amount (g/100mL)	Time (min)	Peak Area
Acetaldehyde	-----	1.055	4.917
>Ethanol	0.1180	1.211	77.359
n-Propanol	-----	2.016	180.401

Table 2: FID 2 B (column DB-ALC2)

Compound	Time (min)	Peak Area
Acetaldehyde	0.994	6.400
Ethanol	1.377	93.895
n-Propanol	2.471	216.618

### Scottsdale Police Department Crime Lab Volatiles Analysis

Sample:	1267269	Vial:	22
Description:	[REDACTED]	LIMS ID:	[REDACTED]
Method:	ethanol quant.M	Sequence:	16Jul19
Instrument:	US14173023 CN14160045	Injection date:	7/16/2019 6:54:20 PM
Data file:	C:\Chem32\1\Data\Raines\16Jul19\22.D	Analyst:	Raines

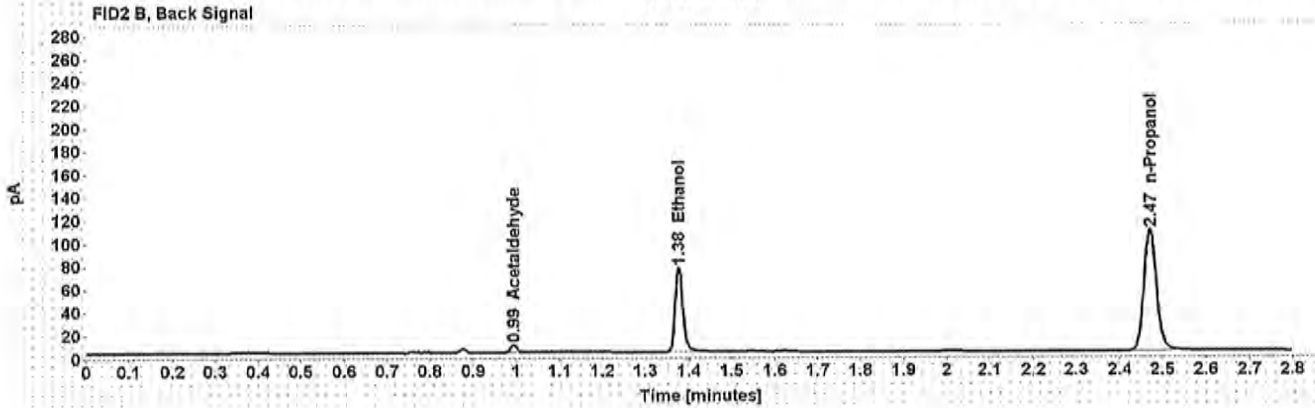
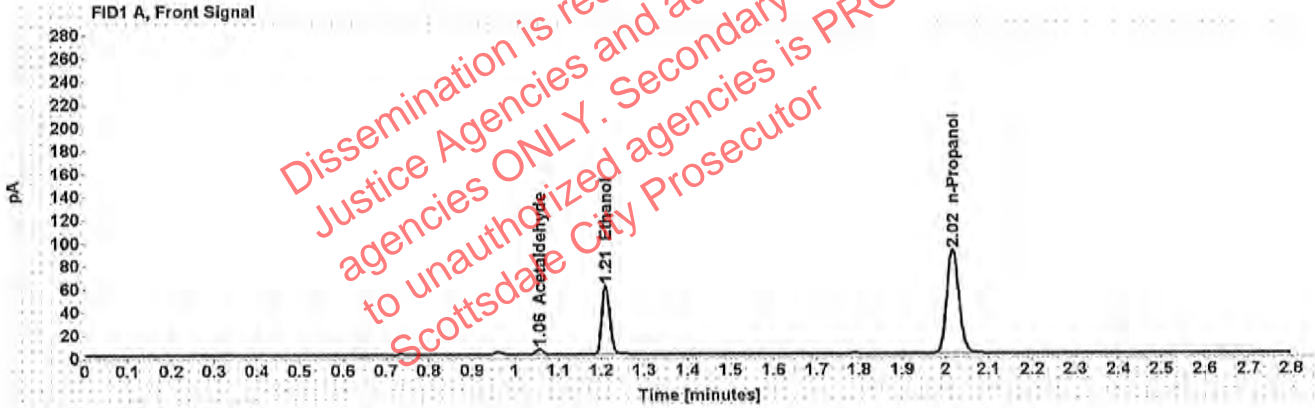


Table 1: FID 1 A (column DB-ALC1)

Compound	Amount (g/100mL)	Time (min)	Peak Area
Acetaldehyde	-----	1.055	4.894
>Ethanol	0.1175	1.210	77.062
n-Propanol	-----	2.016	180.374

Table 2: FID 2 B (column DB-ALC2)

Compound	Time (min)	Peak Area
Acetaldehyde	0.994	6.393
Ethanol	1.377	93.521
n-Propanol	2.471	216.903

### Scottsdale Police Department Crime Lab Volatiles Analysis

Sample:	1268304	Vial:	23
Description:	[REDACTED]	LIMS ID:	[REDACTED]
Method:	ethanol quant.M	Sequence:	16Jul19
Instrument:	US14173023 CN14160045	Injection date:	7/16/2019 6:58:20 PM
Data file:	C:\Chem32\1\Data\Raines\16Jul19\23.D	Analyst:	Raines

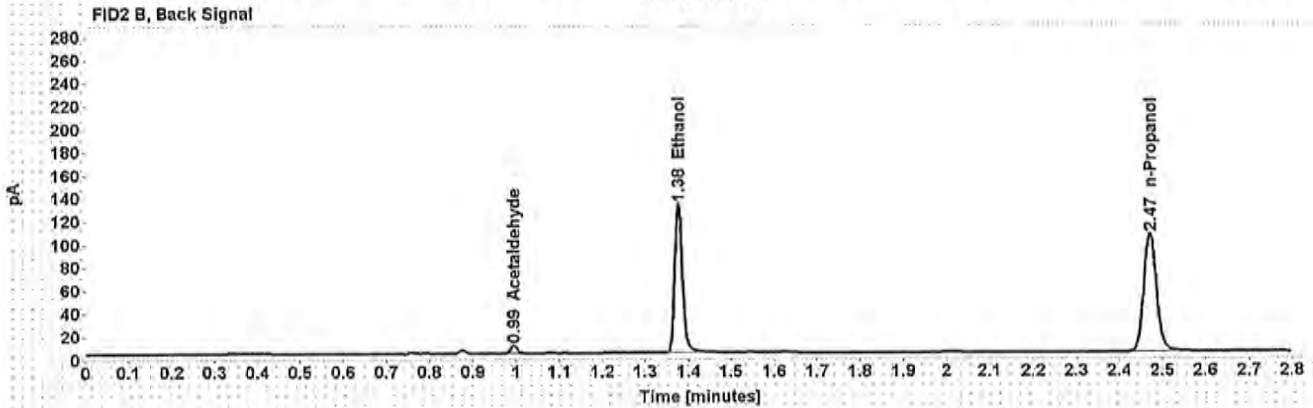
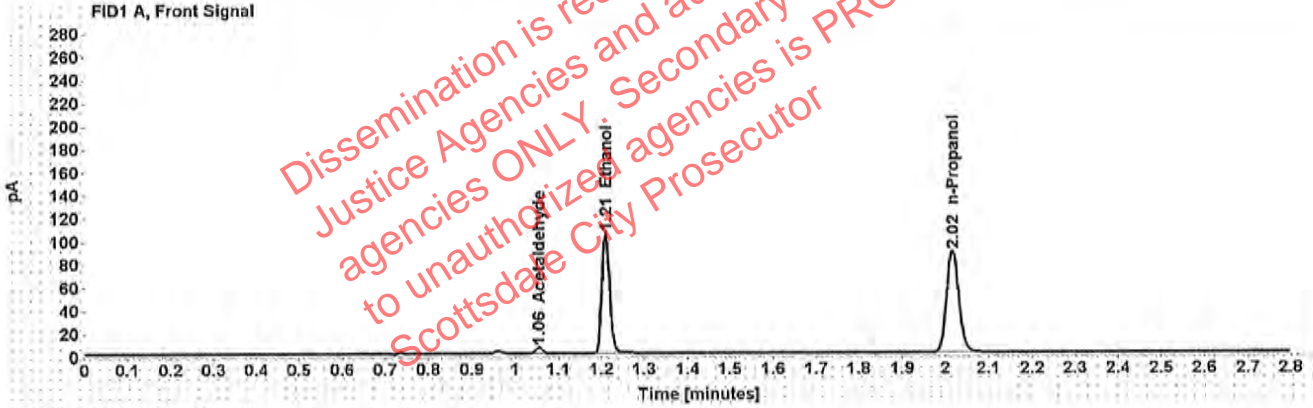


Table 1: FID 1 A (column DB-ALC1)

Compound	Amount (g/100mL)	Time (min)	Peak Area
Acetaldehyde	-----	1.055	5.311
>Ethanol	0.2103	1.210	134.185
n-Propanol	-----	2.016	175.825

Table 2: FID 2 B (column DB-ALC2)

Compound	Time (min)	Peak Area
Acetaldehyde	0.994	6.906
Ethanol	1.376	166.333
n-Propanol	2.471	212.377

### Scottsdale Police Department Crime Lab Volatiles Analysis

Sample:	1268304	Vial:	24
Description:	[REDACTED]	LIMS ID:	[REDACTED]
Method:	ethanol quant.M	Sequence:	16Jul19
Instrument:	US14173023 CN14160045	Injection date:	7/16/2019 7:02:20 PM
Data file:	C:\Chem32\1\Data\Raines\16Jul19\24.D	Analyst:	Raines

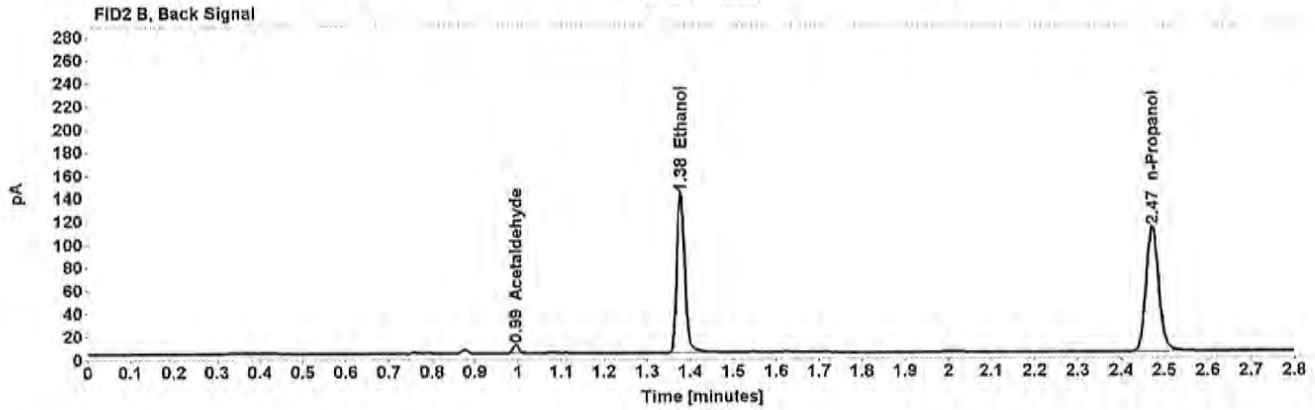
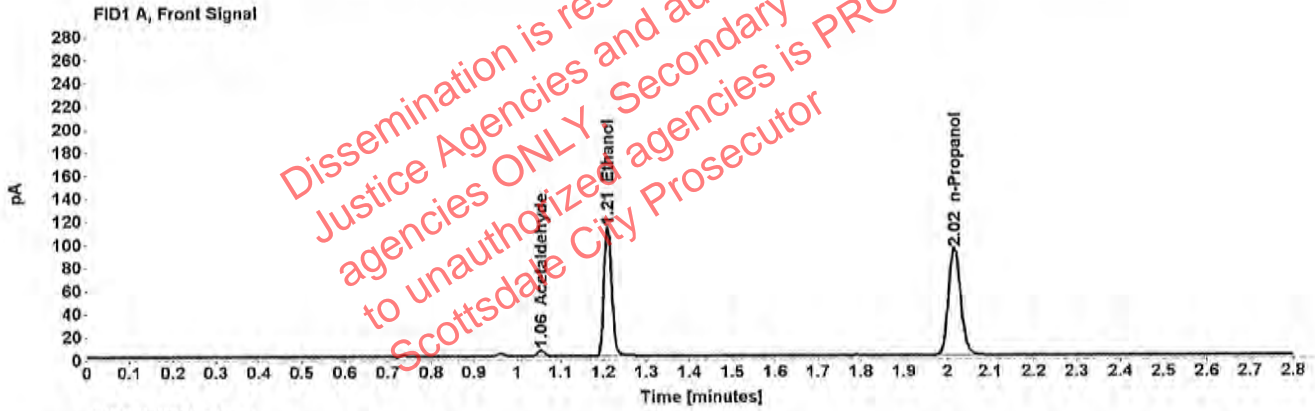


Table 1: FID 1 A (column DB-ALC1)

Compound	Amount (g/100mL)	Time (min)	Peak Area
Acetaldehyde	-----	1.056	5.289
>Ethanol	0.2143	1.210	144.021
n-Propanol	-----	2.016	185.192

Table 2: FID 2 B (column DB-ALC2)

Compound	Time (min)	Peak Area
Acetaldehyde	0.994	6.860
Ethanol	1.377	178.286
n-Propanol	2.472	223.848

### Scottsdale Police Department Crime Lab Volatiles Analysis

Sample:	1273641	Vial:	25
Description:	[REDACTED]	LIMS ID:	[REDACTED]
Method:	ethanol quant.M	Sequence:	16Jul19
Instrument:	US14173023 CN14160045	Injection date:	7/16/2019 7:06:35 PM
Data file:	C:\Chem32\1\Data\Raines\16Jul19\25.D	Analyst:	Raines

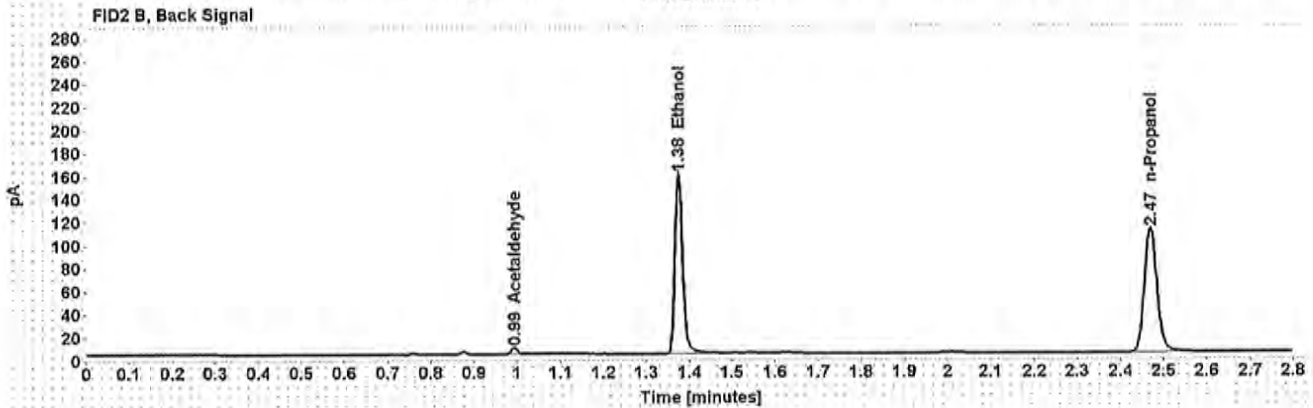
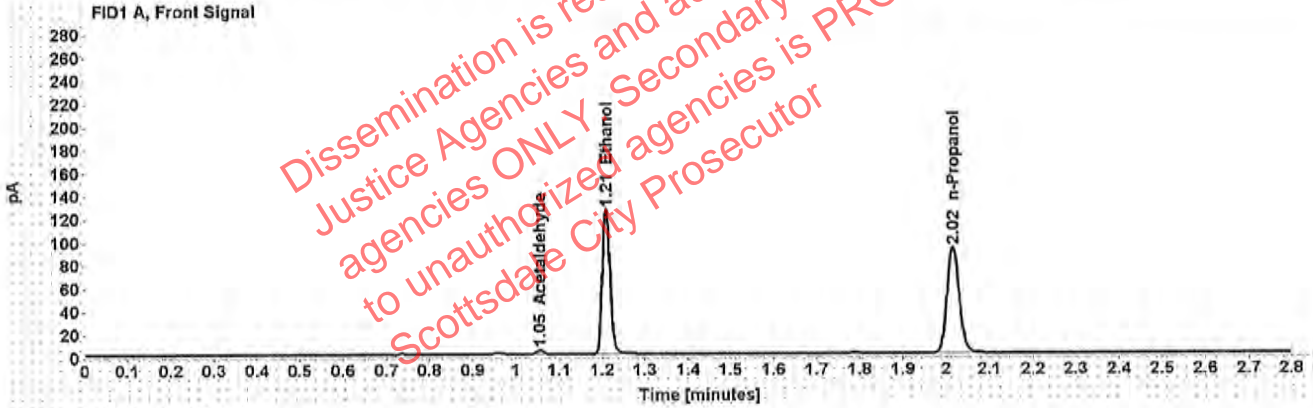


Table 1: FID 1 A (column DB-ALC1)

Compound	Amount (g/100mL)	Time (min)	Peak Area
Acetaldehyde	-----	1.055	3.978
>Ethanol	0.2425	1.209	161.369
n-Propanol	-----	2.015	183.444

Table 2: FID 2 B (column DB-ALC2)

Compound	Time (min)	Peak Area
Acetaldehyde	0.993	5.193
Ethanol	1.375	200.032
n-Propanol	2.470	222.051



### Scottsdale Police Department Crime Lab Volatiles Analysis

Sample:	1273641	Vial:	26
Description:	[REDACTED]	LIMS ID:	[REDACTED]
Method:	ethanol quant.M	Sequence:	16Jul19
Instrument:	US14173023 CN14160045	Injection date:	7/16/2019 7:10:36 PM
Data file:	C:\Chem32\1\Data\Raines\16Jul19\26.D	Analyst:	Raines

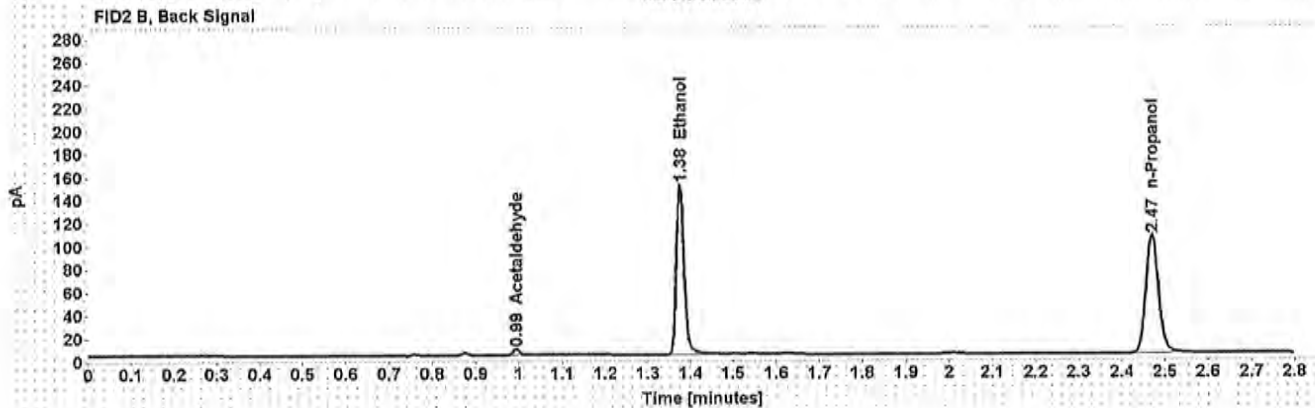
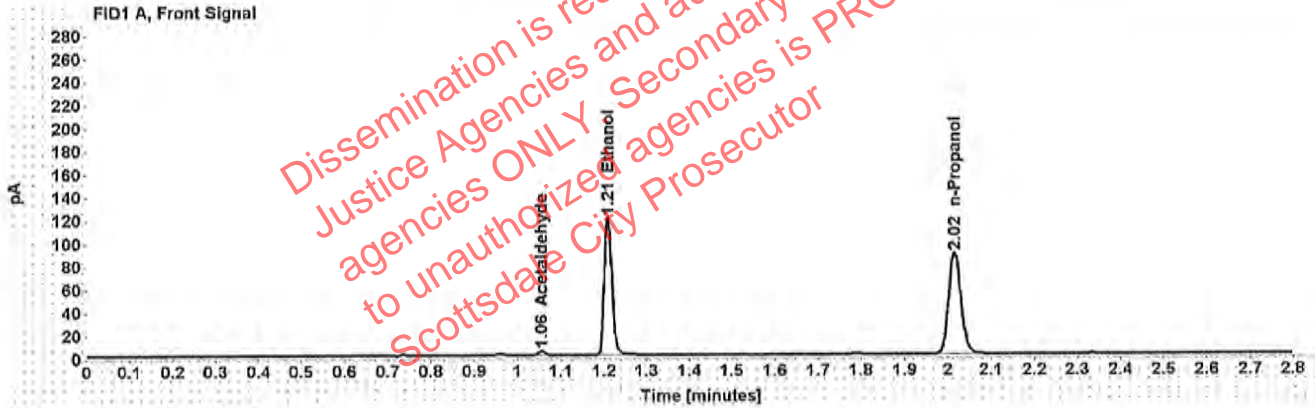


Table 1: FID 1 A (column DB-ALC1)

Compound	Amount (g/100mL)	Time (min)	Peak Area
Acetaldehyde	-----	1.055	3.946
>Ethanol	0.2411	1.209	153.179
n-Propanol	-----	2.015	175.119

Table 2: FID 2 B (column DB-ALC2)

Compound	Time (min)	Peak Area
Acetaldehyde	0.994	5.165
Ethanol	1.376	189.884
n-Propanol	2.470	211.903

### Scottsdale Police Department Crime Lab Volatiles Analysis

Sample:	1274648	Vial:	27
Description:	[REDACTED]	LIMS ID:	[REDACTED]
Method:	ethanol quant.M	Sequence:	16Jul19
Instrument:	US14173023 CN14160045	Injection date:	7/16/2019 7:14:35 PM
Data file:	C:\Chem32\1\Data\Raines\16Jul19\27.D	Analyst:	Raines

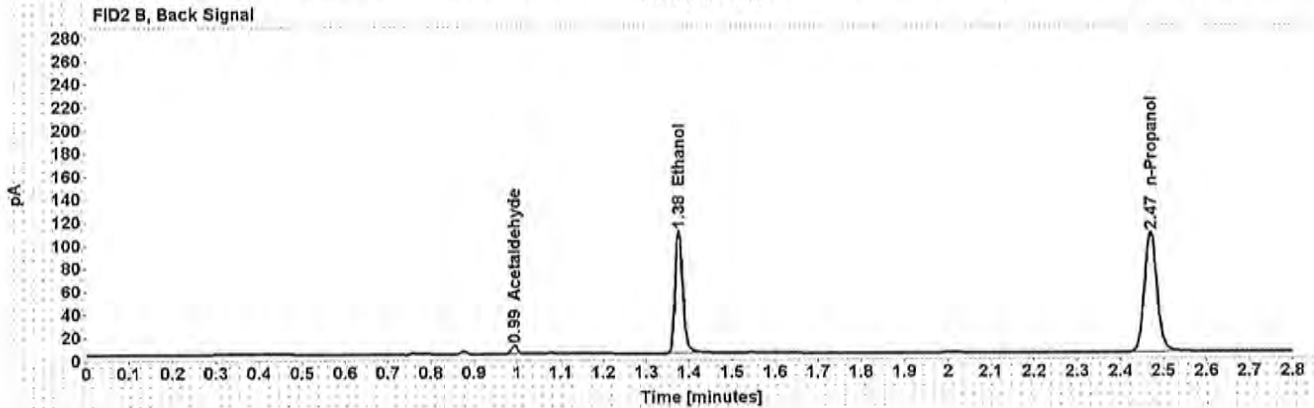
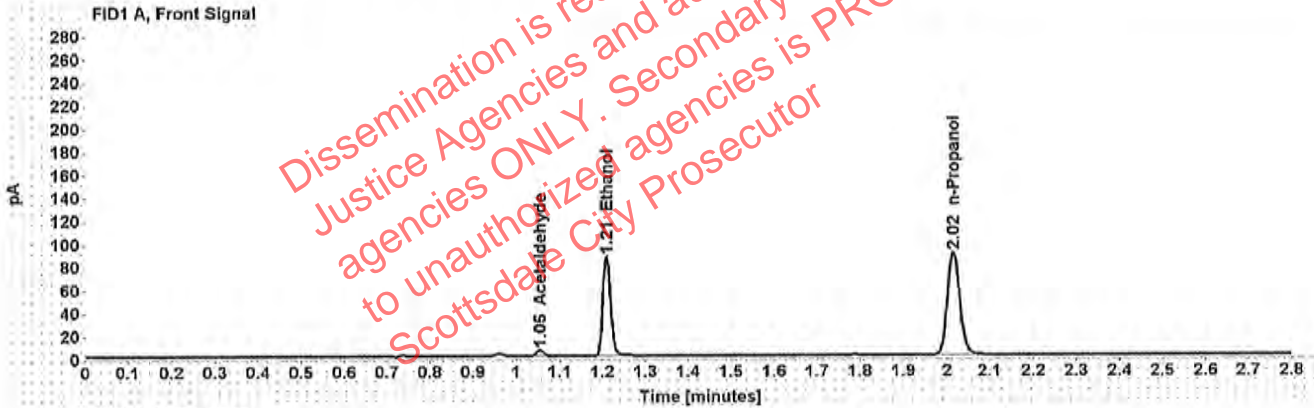


Table 1: FID 1 A (column DB-ALC1)

Compound	Amount (g/100mL)	Time (min)	Peak Area
Acetaldehyde	-----	1.055	5.357
>Ethanol	0.1712	1.209	110.720
n-Propanol	-----	2.015	178.165

Table 2: FID 2 B (column DB-ALC2)

Compound	Time (min)	Peak Area
Acetaldehyde	0.993	6.979
Ethanol	1.376	135.791
n-Propanol	2.470	214.192

### Scottsdale Police Department Crime Lab Volatiles Analysis

Sample:	1274648	Vial:	28
Description:	[REDACTED]	LIMS ID:	[REDACTED]
Method:	ethanol quant.M	Sequence:	16Jul19
Instrument:	US14173023 CN14160045	Injection date:	7/16/2019 7:18:35 PM
Data file:	C:\Chem32\1\Data\Raines\16Jul19\28.D	Analyst:	Raines

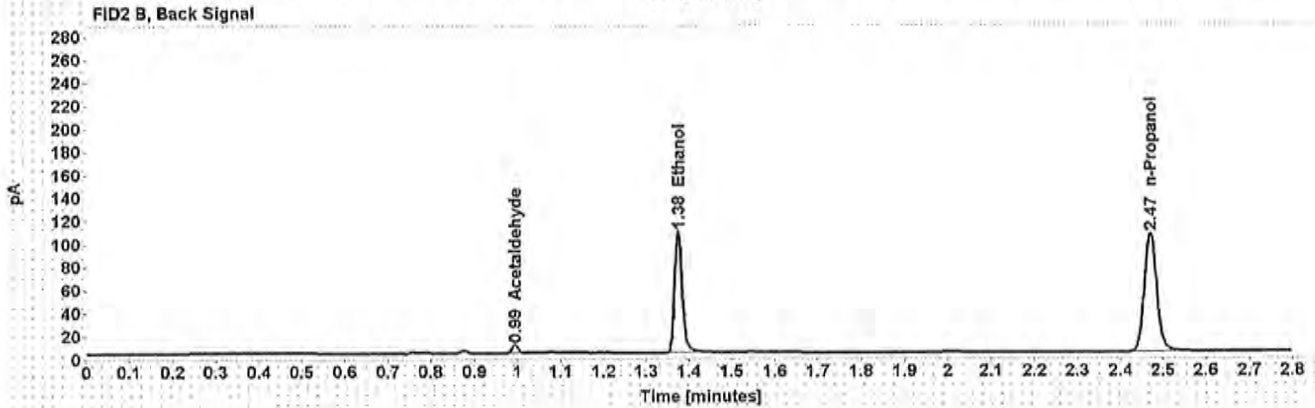
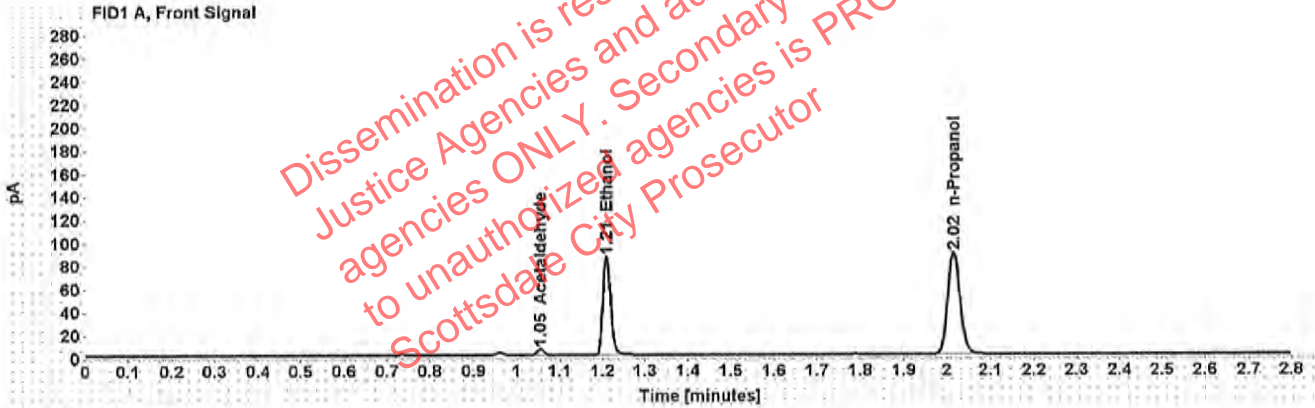


Table 1: FID 1 A (column DB-ALC1)

Compound	Amount (g/100mL)	Time (min)	Peak Area
Acetaldehyde	-----	1.055	5.321
>Ethanol	0.1715	1.209	109.748
n-Propanol	-----	2.015	176.309

Table 2: FID 2 B (column DB-ALC2)

Compound	Time (min)	Peak Area
Acetaldehyde	0.993	6.909
Ethanol	1.375	134.811
n-Propanol	2.470	212.168

### Scottsdale Police Department Crime Lab Volatiles Analysis

Sample:	1246277	Vial:	29
Description:	[REDACTED]	LIMS ID:	[REDACTED]
Method:	ethanol quant.M	Sequence:	16Jul19
Instrument:	US14173023 CN14160045	Injection date:	7/16/2019 7:22:35 PM
Data file:	C:\Chem32\1\Data\Raines\16Jul19\29.D	Analyst:	Raines

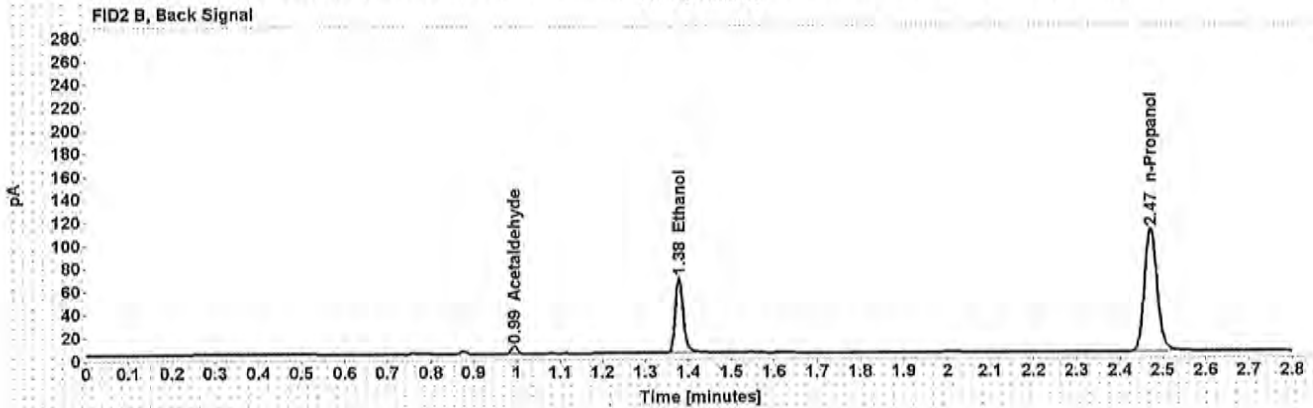
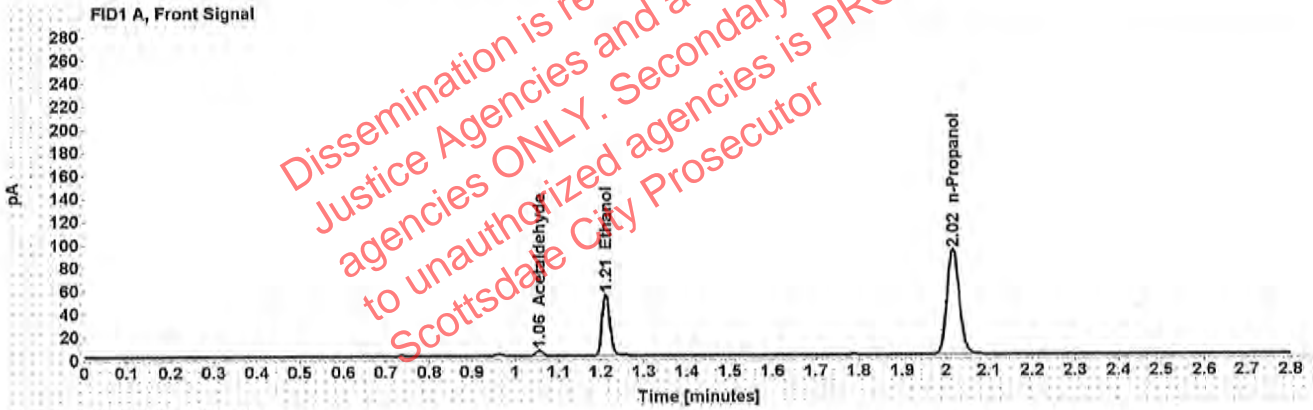


Table 1: FID 1 A (column DB-ALC1)

Compound	Amount (g/100mL)	Time (min)	Peak Area
Acetaldehyde	-----	1.056	5.055
>Ethanol	0.1038	1.211	68.895
n-Propanol	-----	2.016	182.447

Table 2: FID 2 B (column DB-ALC2)

Compound	Time (min)	Peak Area
Acetaldehyde	0.994	6.544
Ethanol	1.378	83.818
n-Propanol	2.472	220.055

### Scottsdale Police Department Crime Lab Volatiles Analysis

Sample:	1246277	Vial:	30
Description:	[REDACTED]	LIMS ID:	[REDACTED]
Method:	ethanol quant.M	Sequence:	16Jul19
Instrument:	US14173023 CN14160045	Injection date:	7/16/2019 7:26:35 PM
Data file:	C:\Chem32\1\Data\Raines\16Jul19\30.D	Analyst:	Raines

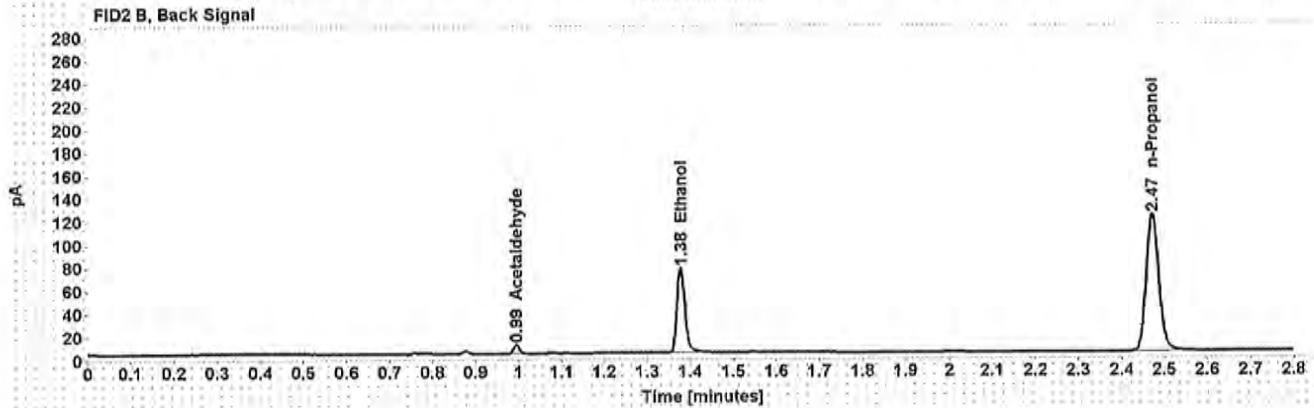
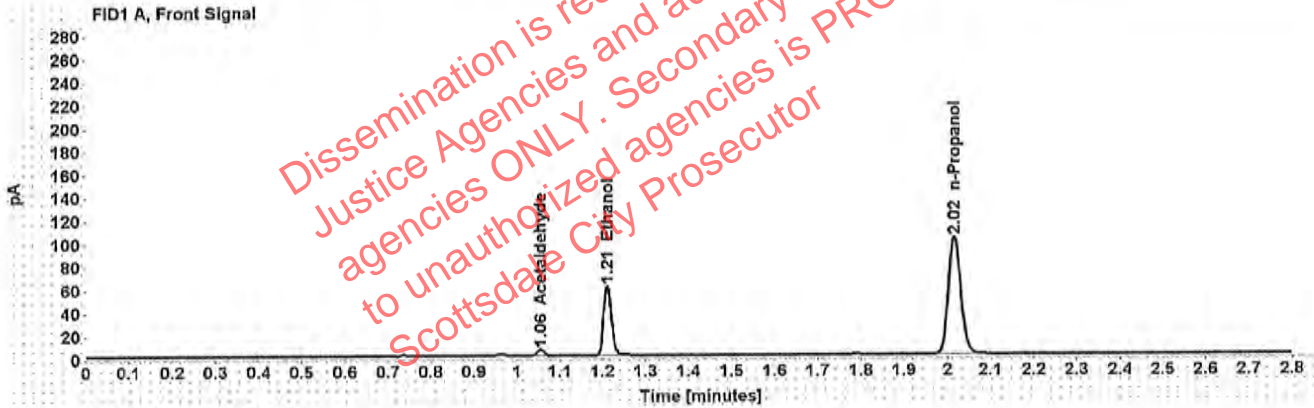


Table 1: FID 1 A (column DB-ALC1)

Compound	Amount (g/100mL)	Time (min)	Peak Area
Acetaldehyde	-----	1.056	5.567
>Ethanol	0.1050	1.211	77.691
n-Propanol	-----	2.016	203.452

Table 2: FID 2 B (column DB-ALC2)

Compound	Time (min)	Peak Area
Acetaldehyde	0.994	7.228
Ethanol	1.378	94.458
n-Propanol	2.472	246.198

### Scottsdale Police Department Crime Lab Volatiles Analysis

Sample:	1242599	Vial:	32
Description:	[REDACTED]	LIMS ID:	[REDACTED]
Method:	ethanol quant.M	Sequence:	16Jul19
Instrument:	US14173023 CN14160045	Injection date:	7/16/2019 7:34:50 PM
Data file:	C:\Chem32\1\Data\Raines\16Jul19\32.D	Analyst:	Raines

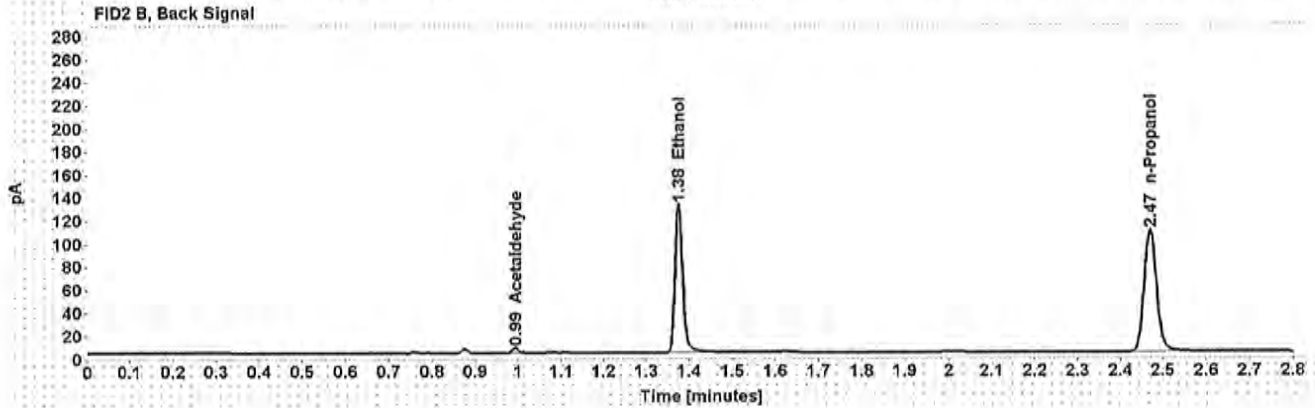
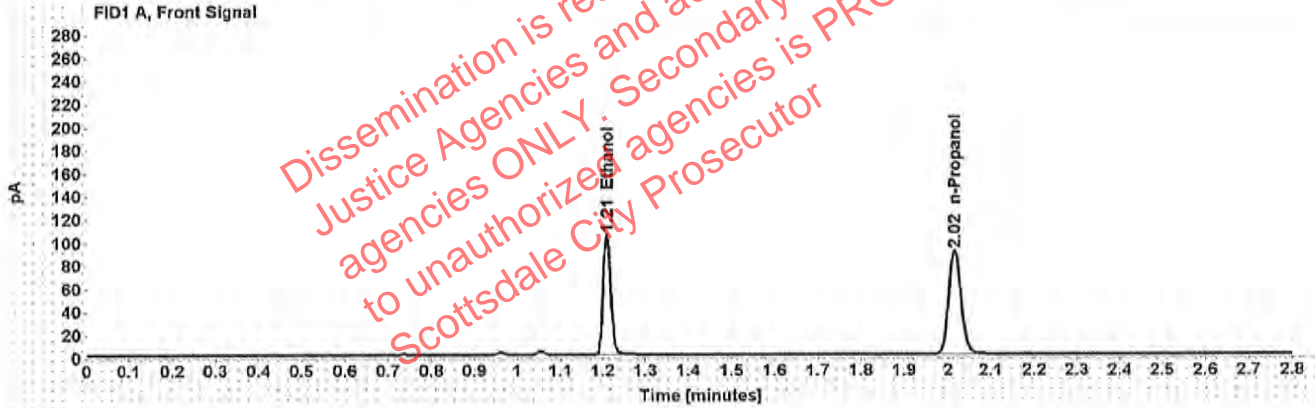


Table 1: FID 1 A (column DB-ALC1)

Compound	Amount (g/100mL)	Time (min)	Peak Area
>Ethanol	0.2052	1.209	133.990
n-Propanol	-----	2.015	179.941

Table 2: FID 2 B (column DB-ALC2)

Compound	Time (min)	Peak Area
Acetaldehyde	0.994	4.138
Ethanol	1.376	166.164
n-Propanol	2.470	217.134

### Scottsdale Police Department Crime Lab Volatiles Analysis

Sample:	1242599	Vial:	33
Description:	[REDACTED]	LIMS ID:	[REDACTED]
Method:	ethanol quant.M	Sequence:	16Jul19
Instrument:	US14173023 CN14160045	Injection date:	7/16/2019 7:38:51 PM
Data file:	C:\Chem32\1\Data\Raines\16Jul19\33.D	Analyst:	Raines

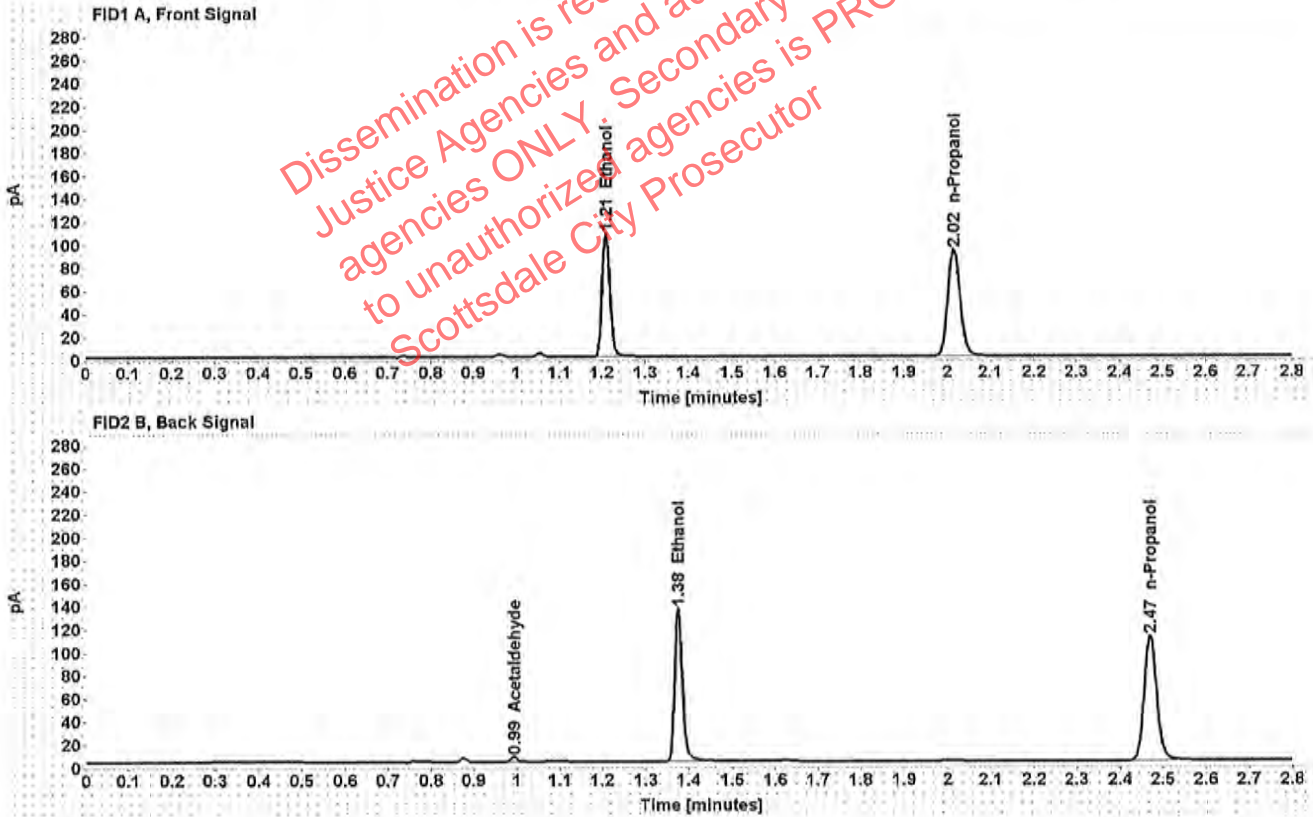


Table 1: FID 1 A (column DB-ALC1)

Compound	Amount (g/100mL)	Time (min)	Peak Area
>Ethanol	0.2057	1.209	137.869
n-Propanol	-----	2.015	184.664

Table 2: FID 2 B (column DB-ALC2)

Compound	Time (min)	Peak Area
Acetaldehyde	0.994	4.225
Ethanol	1.376	170.976
n-Propanol	2.470	223.164

### Scottsdale Police Department Crime Lab Volatiles Analysis

Sample:	1275728	Vial:	34
Description:	[REDACTED]	LIMS ID:	[REDACTED]
Method:	ethanol quant.M	Sequence:	16Jul19
Instrument:	US14173023 CN14160045	Injection date:	7/16/2019 7:42:51 PM
Data file:	C:\Chem32\1\Data\Raines\16Jul19\34.D	Analyst:	Raines

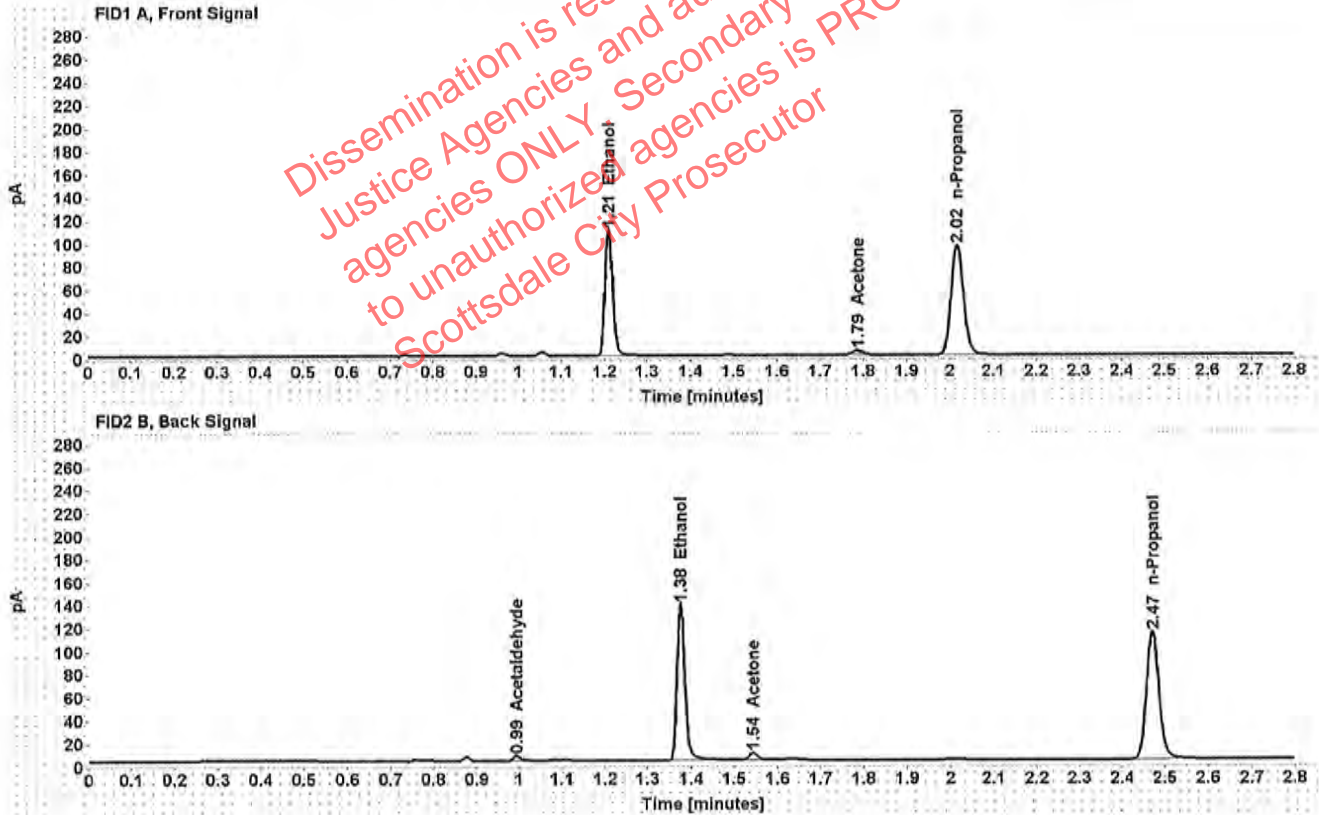


Table 1: FID 1 A (column DB-ALC1)

Compound	Amount (g/100mL)	Time (min)	Peak Area
>Ethanol	0.2040	1.210	140.777
Acetone	-----	1.786	6.500
n-Propanol	-----	2.016	190.190

Table 2: FID 2 B (column DB-ALC2)

Compound	Time (min)	Peak Area
Acetaldehyde	0.994	4.328
Ethanol	1.376	174.339
Acetone	1.544	8.635
n-Propanol	2.471	229.856



### Scottsdale Police Department Crime Lab Volatiles Analysis

Sample:	1275728	Vial:	35
Description:	[REDACTED]	LIMS ID:	[REDACTED]
Method:	ethanol quant.M	Sequence:	16Jul19
Instrument:	US14173023 CN14160045	Injection date:	7/16/2019 7:46:50 PM
Data file:	C:\Chem32\1\Data\Raines\16Jul19\35.D	Analyst:	Raines

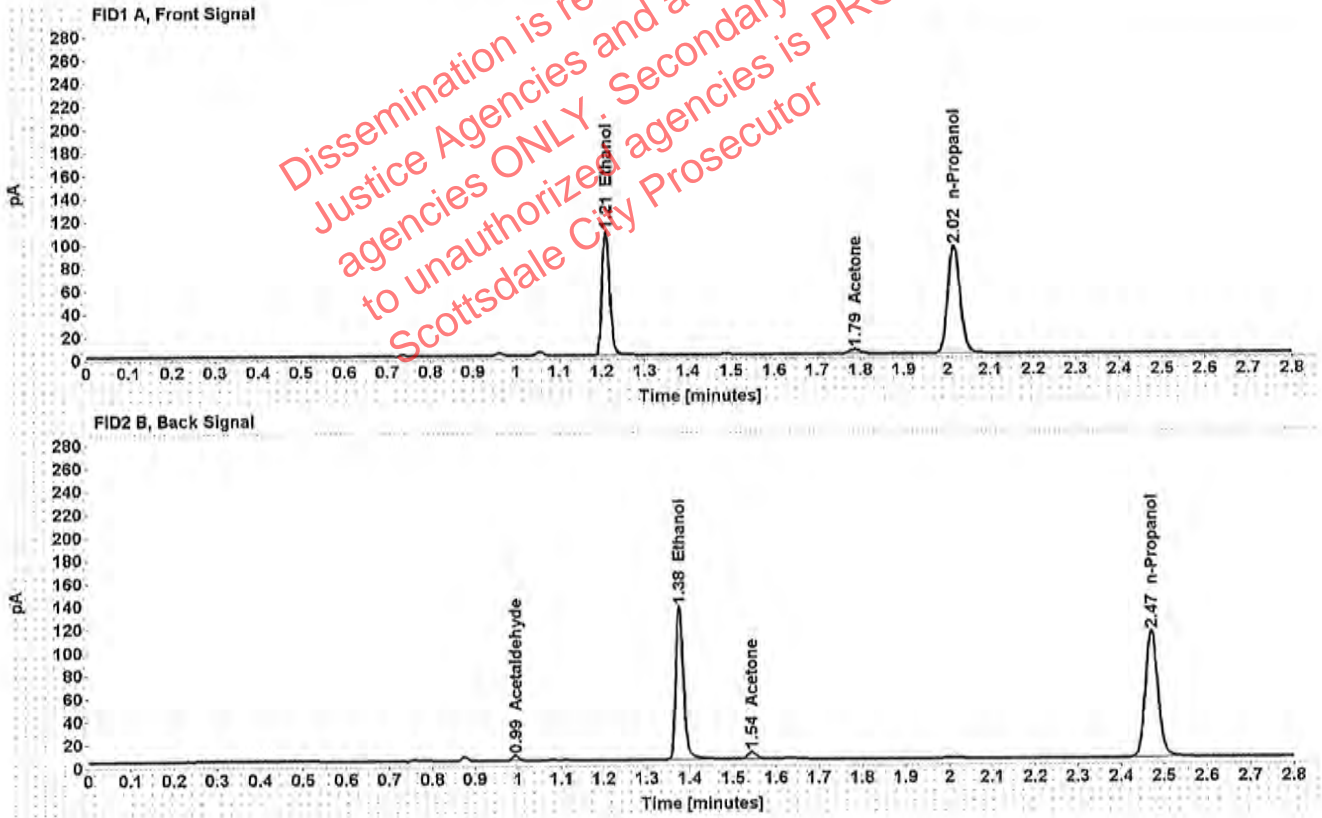


Table 1: FID 1 A (column DB-ALC1)

Compound	Amount (g/100mL)	Time (min)	Peak Area
>Ethanol	0.2034	1.209	138.163
Acetone	-----	1.786	6.542
n-Propanol	-----	2.015	187.173

Table 2: FID 2 B (column DB-ALC2)

Compound	Time (min)	Peak Area
Acetaldehyde	0.994	4.347
Ethanol	1.376	171.202
Acetone	1.543	8.706
n-Propanol	2.470	225.582

### Scottsdale Police Department Crime Lab Volatiles Analysis

Sample:	1278003	Vial:	36
Description:	[REDACTED]	LIMS ID:	[REDACTED]
Method:	ethanol quant.M	Sequence:	16Jul19
Instrument:	US14173023 CN14160045	Injection date:	7/16/2019 7:50:52 PM
Data file:	C:\Chem32\1\Data\Raines\16Jul19\36.D	Analyst:	Raines

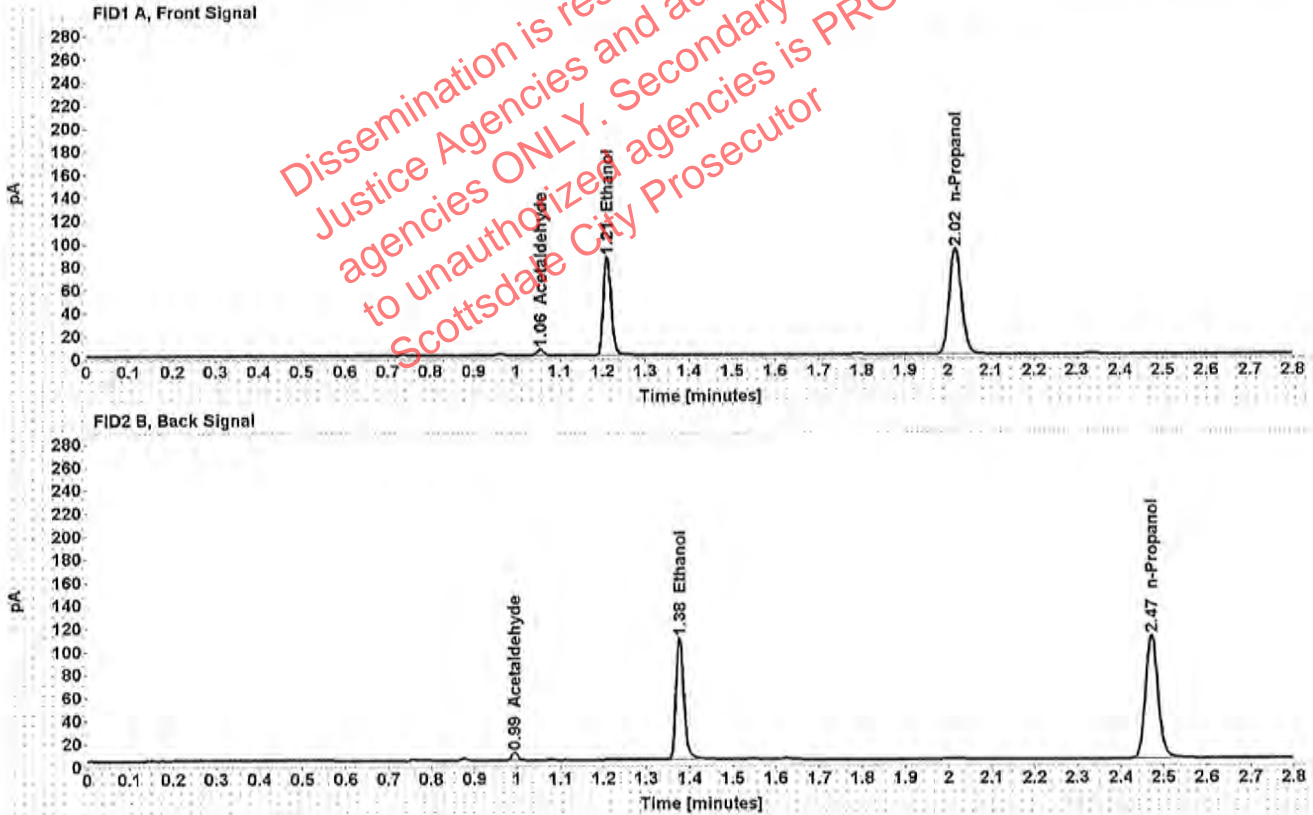


Table 1: FID 1 A (column DB-ALC1)

Compound	Amount (g/100mL)	Time (min)	Peak Area
Acetaldehyde	-----	1.055	5.150
>Ethanol	0.1653	1.210	110.029
n-Propanol	-----	2.016	183.335

Table 2: FID 2 B (column DB-ALC2)

Compound	Time (min)	Peak Area
Acetaldehyde	0.994	6.679
Ethanol	1.377	136.670
n-Propanol	2.471	221.710

### Scottsdale Police Department Crime Lab Volatiles Analysis

Sample:	1278003	Vial:	37
Description:	[REDACTED]	LIMS ID:	[REDACTED]
Method:	ethanol quant.M	Sequence:	16Jul19
Instrument:	US14173023 CN14160045	Injection date:	7/16/2019 7:55:06 PM
Data file:	C:\Chem32\1\Data\Raines\16Jul19\37.D	Analyst:	Raines

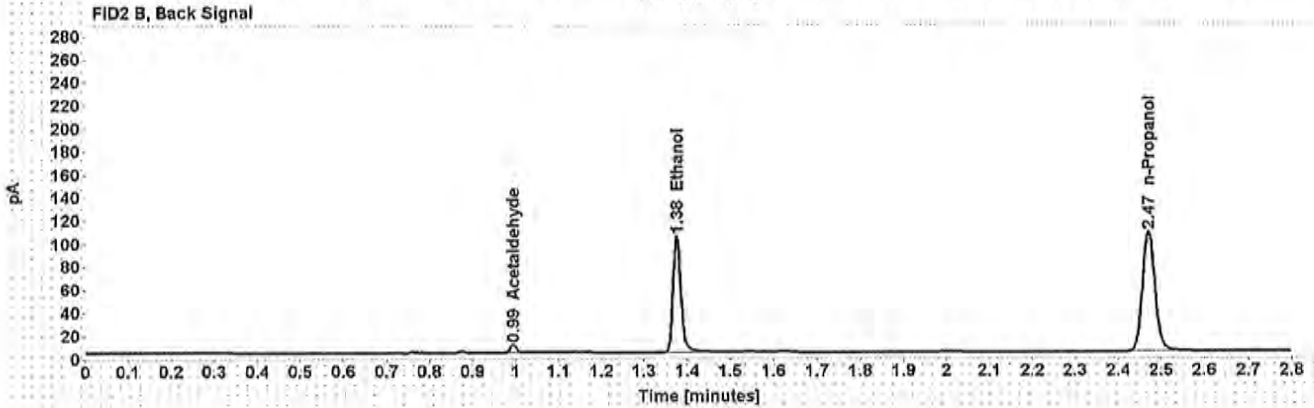
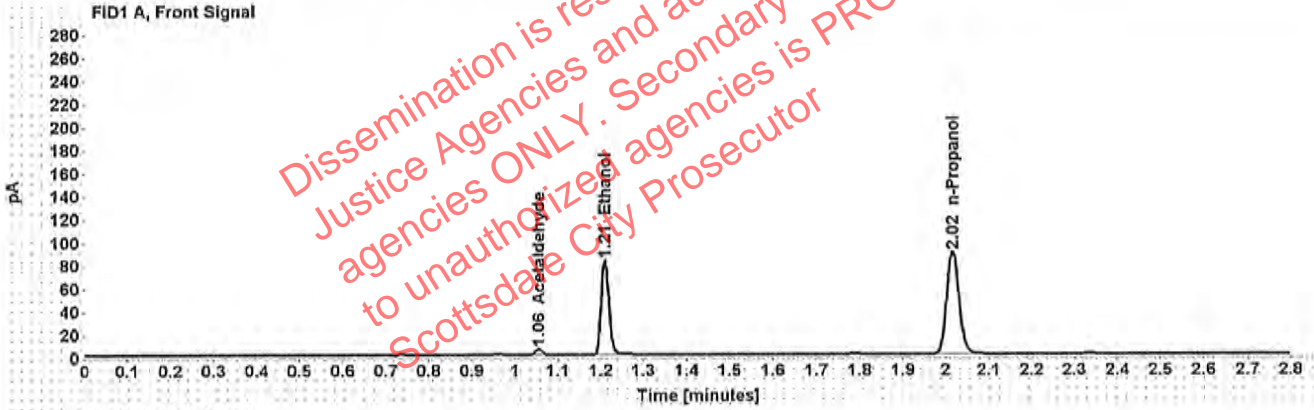


Table 1: FID 1 A (column DB-ALC1)

Compound	Amount (g/100mL)	Time (min)	Peak Area
Acetaldehyde	-----	1.055	5.151
>Ethanol	0.1635	1.210	105.652
n-Propanol	-----	2.016	177.962

Table 2: FID 2 B (column DB-ALC2)

Compound	Time (min)	Peak Area
Acetaldehyde	0.994	6.689
Ethanol	1.376	131.076
n-Propanol	2.470	214.785

### Scottsdale Police Department Crime Lab Volatiles Analysis

Sample:	1275977	Vial:	38
Description:	[REDACTED]	LIMS ID:	[REDACTED]
Method:	ethanol quant.M	Sequence:	16Jul19
Instrument:	US14173023 CN14160045	Injection date:	7/16/2019 7:59:07 PM
Data file:	C:\Chem32\1\Data\Raines\16Jul19\38.D	Analyst:	Raines

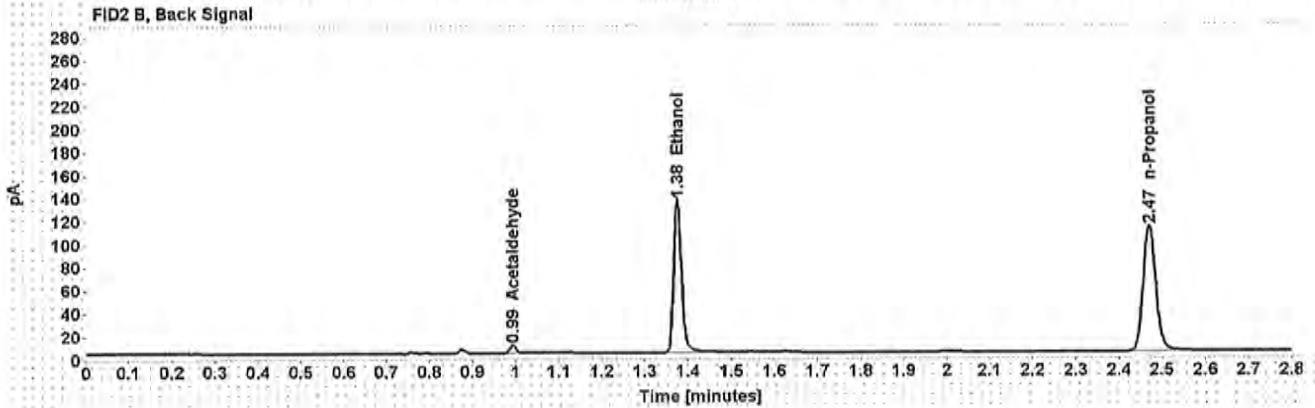
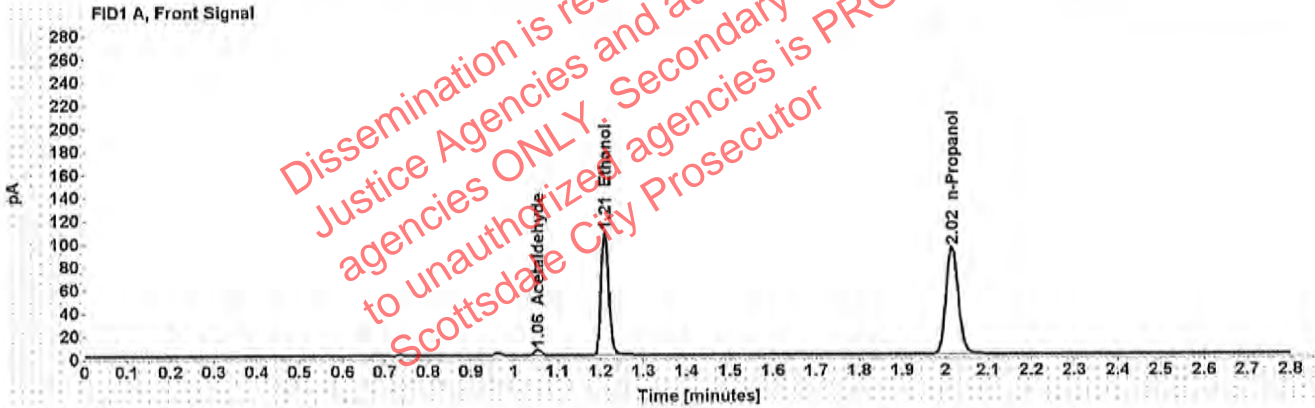


Table 1: FID 1 A (column DB-ALC1)

Compound	Amount (g/100mL)	Time (min)	Peak Area
Acetaldehyde	-----	1.055	5.051
>Ethanol	0.2040	1.209	137.611
n-Propanol	-----	2.016	185.874

Table 2: FID 2 B (column DB-ALC2)

Compound	Time (min)	Peak Area
Acetaldehyde	0.994	6.600
Ethanol	1.376	170.568
n-Propanol	2.470	224.638

### Scottsdale Police Department Crime Lab Volatiles Analysis

Sample:	1275977	Vial:	39
Description:	[REDACTED]	LIMS ID:	[REDACTED]
Method:	ethanol quant.M	Sequence:	16Jul19
Instrument:	US14173023 CN14160045	Injection date:	7/16/2019 8:03:07 PM
Data file:	C:\Chem32\1\Data\Raines\16Jul19\39.D	Analyst:	Raines

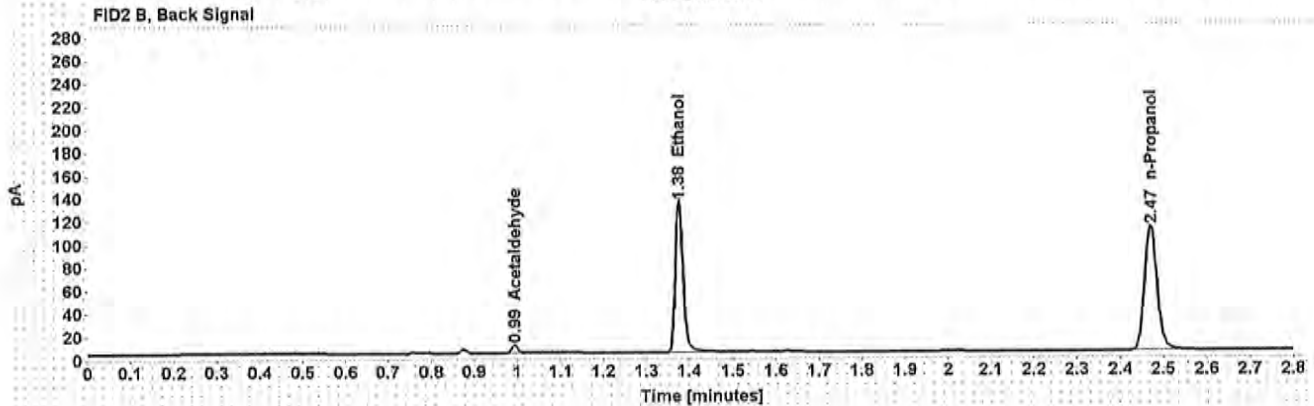
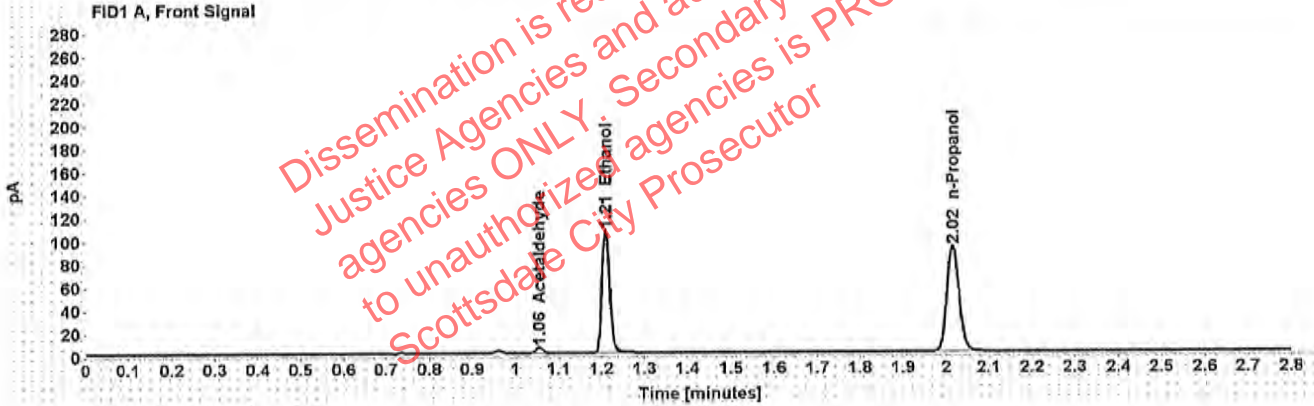


Table 1: FID 1 A (column DB-ALC1)

Compound	Amount (g/100mL)	Time (min)	Peak Area
Acetaldehyde	-----	1.055	4.989
>Ethanol	0.2050	1.210	136.345
n-Propanol	-----	2.016	183.261

Table 2: FID 2 B (column DB-ALC2)

Compound	Time (min)	Peak Area
Acetaldehyde	0.994	6.540
Ethanol	1.376	168.921
n-Propanol	2.471	221.356

### Scottsdale Police Department Crime Lab Volatiles Analysis

Sample:	1275878	Vial:	40
Description:	[REDACTED]	LIMS ID:	[REDACTED]
Method:	ethanol quant.M	Sequence:	16Jul19
Instrument:	US14173023 CN14160045	Injection date:	7/16/2019 8:07:05 PM
Data file:	C:\Chem32\1\Data\Raines\16Jul19\40.D	Analyst:	Raines

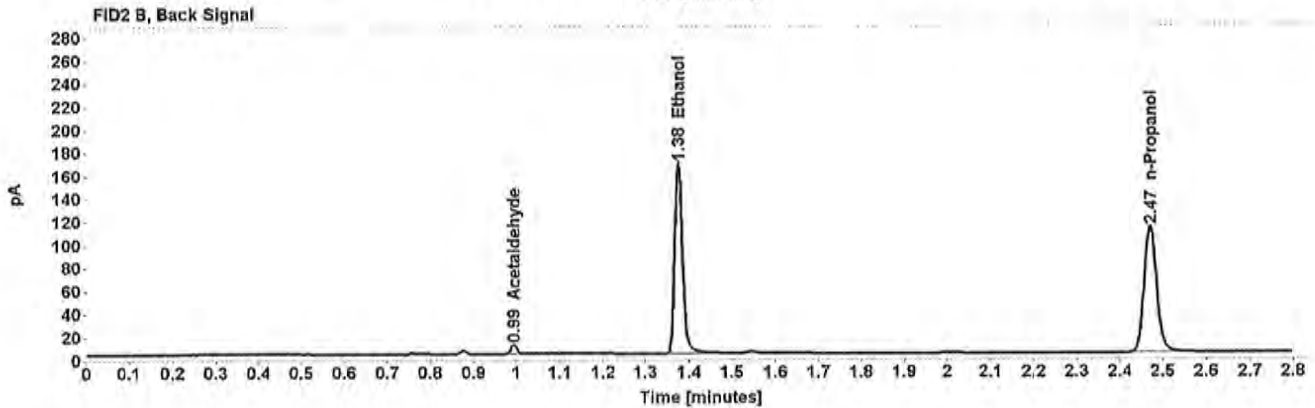
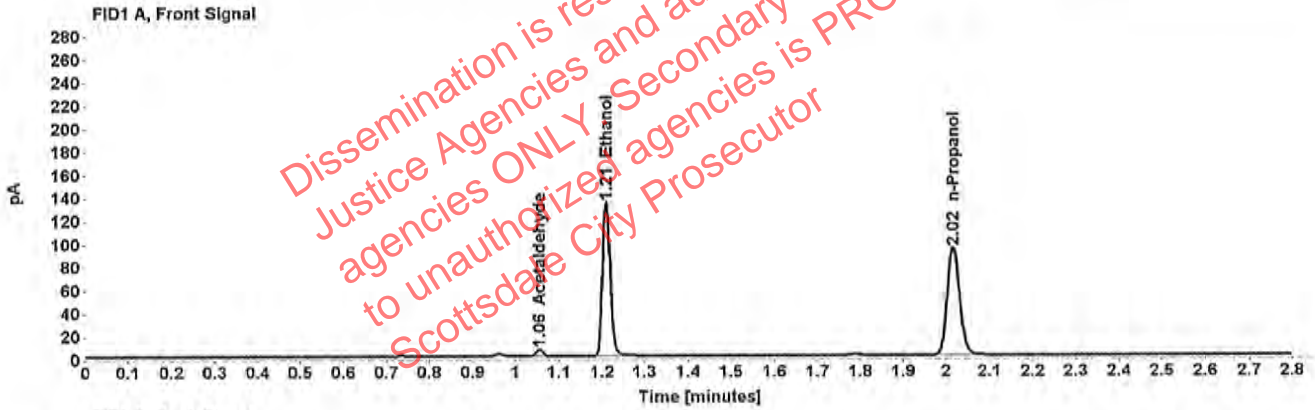


Table 1: FID 1 A (column DB-ALC1)

Compound	Amount (g/100mL)	Time (min)	Peak Area
Acetaldehyde	-----	1.055	5.866
>Ethanol	0.2527	1.210	171.110
n-Propanol	-----	2.016	186.690

Table 2: FID 2 B (column DB-ALC2)

Compound	Time (min)	Peak Area
Acetaldehyde	0.994	7.628
Ethanol	1.376	212.438
n-Propanol	2.471	225.470

### Scottsdale Police Department Crime Lab Volatiles Analysis

Sample:	1275878	Vial:	41
Description:	[REDACTED]	LIMS ID:	[REDACTED]
Method:	ethanol quant.M	Sequence:	16Jul19
Instrument:	US14173023 CN14160045	Injection date:	7/16/2019 8:11:05 PM
Data file:	C:\Chem32\1\Data\Raines\16Jul19\41.D	Analyst:	Raines

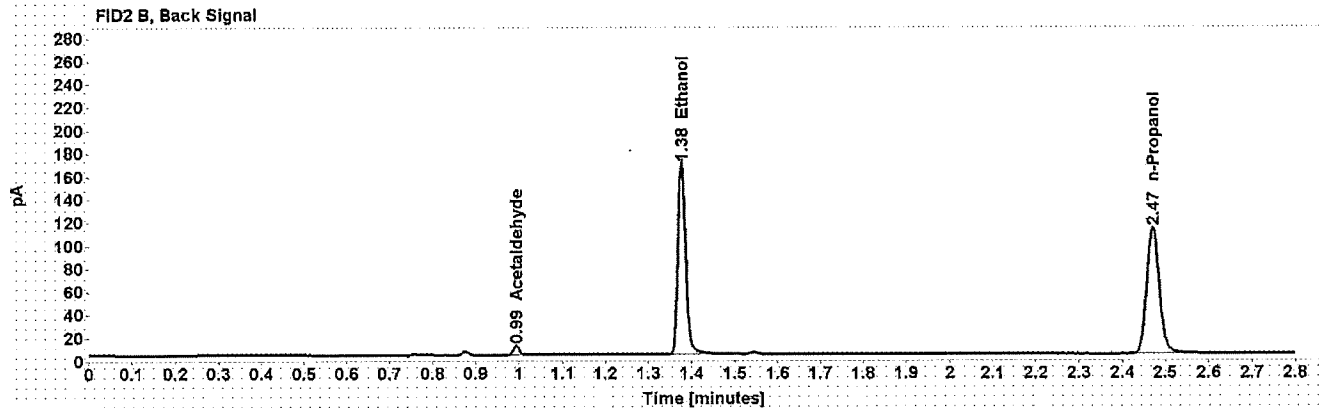
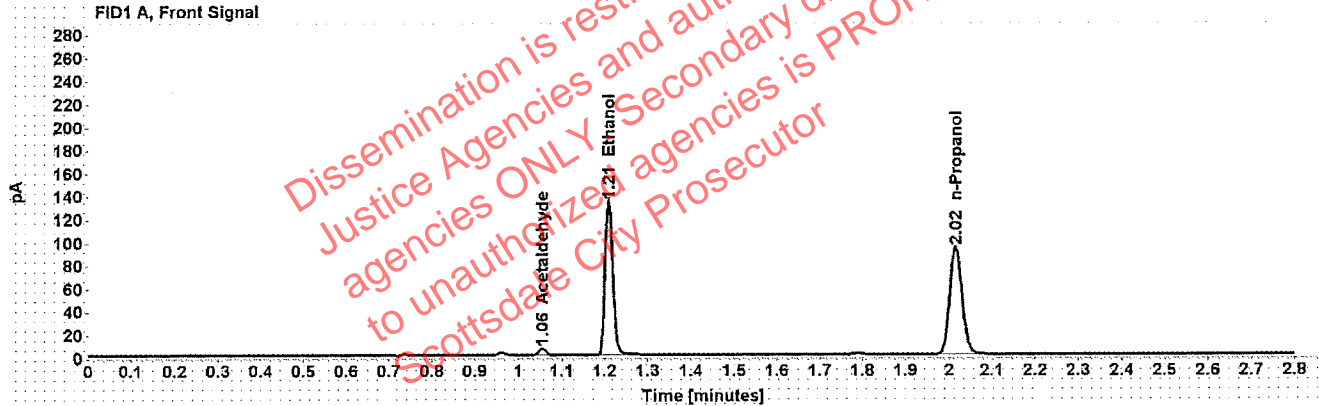


Table 1: FID 1 A (column DB-ALC1)

Compound	Amount (g/100mL)	Time (min)	Peak Area
Acetaldehyde	-----	1.055	5.886
>Ethanol	0.2534	1.210	171.416
n-Propanol	-----	2.016	186.479

Table 2: FID 2 B (column DB-ALC2)

Compound	Time (min)	Peak Area
Acetaldehyde	0.994	7.637
Ethanol	1.376	210.980
n-Propanol	2.471	225.626

Case: [REDACTED]: Raines, Melinda E. - (17-Jul-2019)

User: mraines 7/17/2019

### Scottsdale Police Department Crime Lab Volatiles Analysis

Sample:	1275869	Vial:	43
Description:	[REDACTED]	LIMS ID:	[REDACTED]
Method:	ethanol quant.M	Sequence:	16Jul19
Instrument:	US14173023 CN14160045	Injection date:	7/16/2019 8:19:20 PM
Data file:	C:\Chem32\1\Data\Raines\16Jul19\43.D	Analyst:	Raines

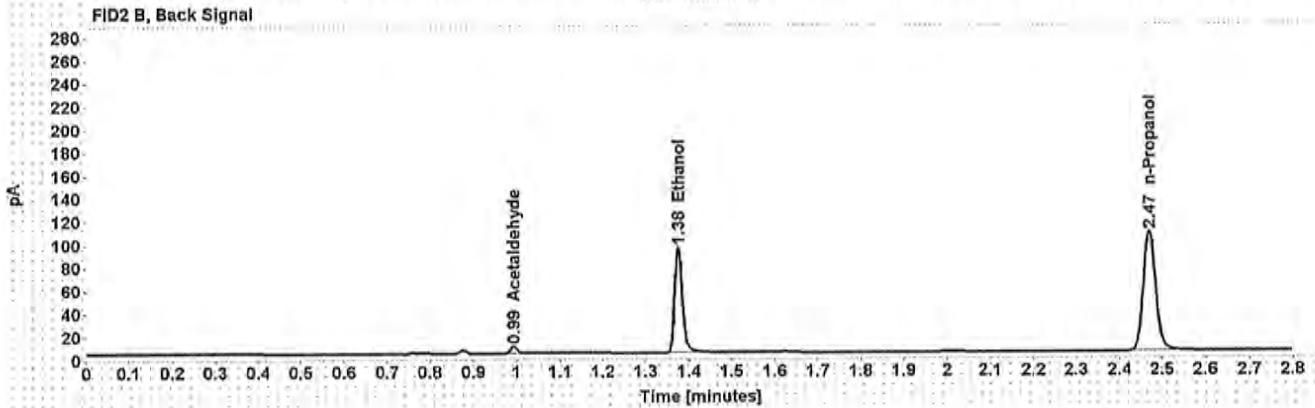
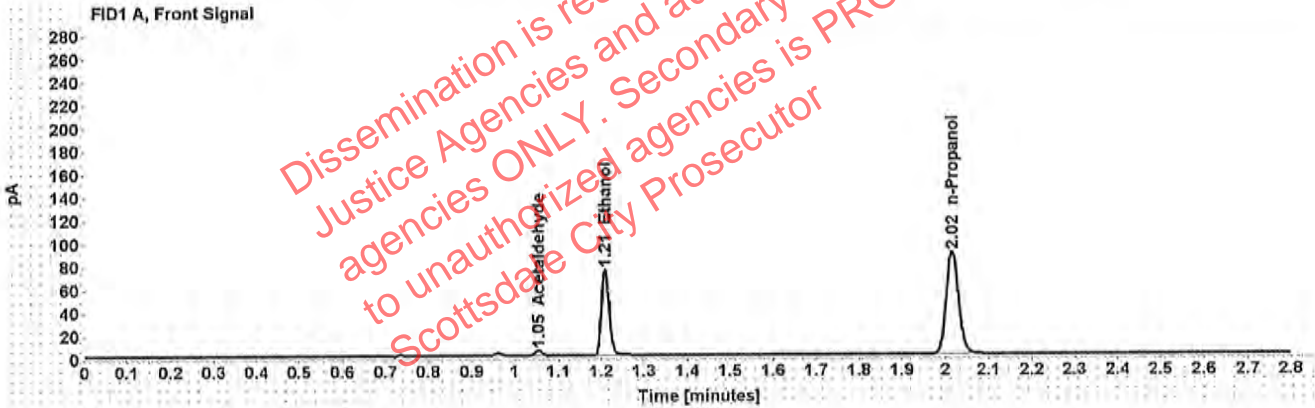


Table 1: FID 1 A (column DB-ALC1)

Compound	Amount (g/100mL)	Time (min)	Peak Area
Acetaldehyde	-----	1.055	4.551
>Ethanol	0.1490	1.210	95.952
n-Propanol	-----	2.015	177.286

Table 2: FID 2 B (column DB-ALC2)

Compound	Time (min)	Peak Area
Acetaldehyde	0.993	5.917
Ethanol	1.375	117.156
n-Propanol	2.470	214.068



### Scottsdale Police Department Crime Lab Volatiles Analysis

Sample:	1275869	Vial:	44
Description:	[REDACTED]	LIMS ID:	[REDACTED]
Method:	ethanol quant.M	Sequence:	16Jul19
Instrument:	US14173023 CN14160045	Injection date:	7/16/2019 8:23:22 PM
Data file:	C:\Chem32\1\Data\Raines\16Jul19\44.D	Analyst:	Raines

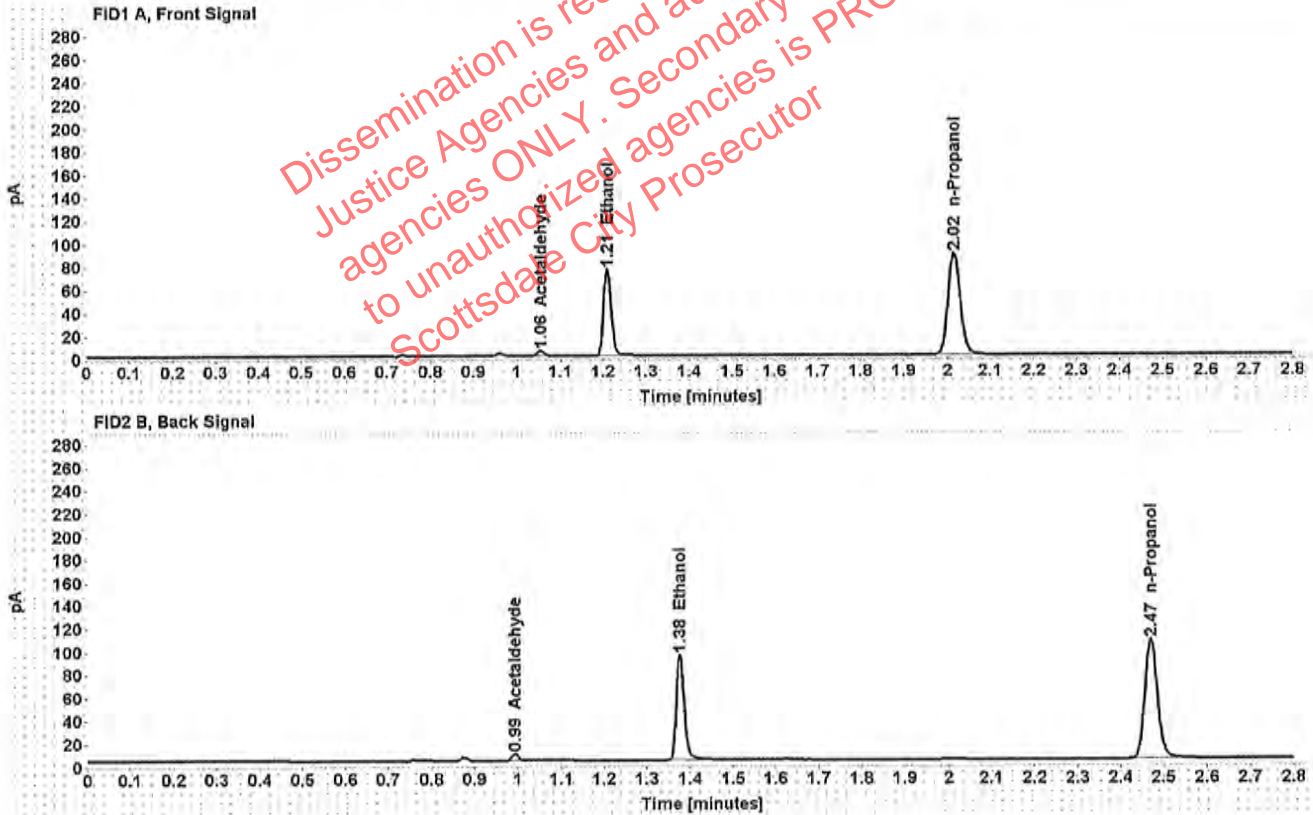


Table 1: FID 1 A (column DB-ALC1)

Compound	Amount (g/100mL)	Time (min)	Peak Area
Acetaldehyde	-----	1.055	4.464
>Ethanol	0.1494	1.210	95.694
n-Propanol	-----	2.015	176.312

Table 2: FID 2 B (column DB-ALC2)

Compound	Time (min)	Peak Area
Acetaldehyde	0.994	5.838
Ethanol	1.376	119.071
n-Propanol	2.470	213.231

### Scottsdale Police Department Crime Lab Volatiles Analysis

Sample:	1279008	Vial:	45
Description:	[redacted]	LIMS ID:	[redacted]
Method:	ethanol quant.M	Sequence:	16Jul19
Instrument:	US14173023 CN14160045	Injection date:	7/16/2019 8:27:21 PM
Data file:	C:\Chem32\1\Data\Raines\16Jul19\45.D	Analyst:	Raines

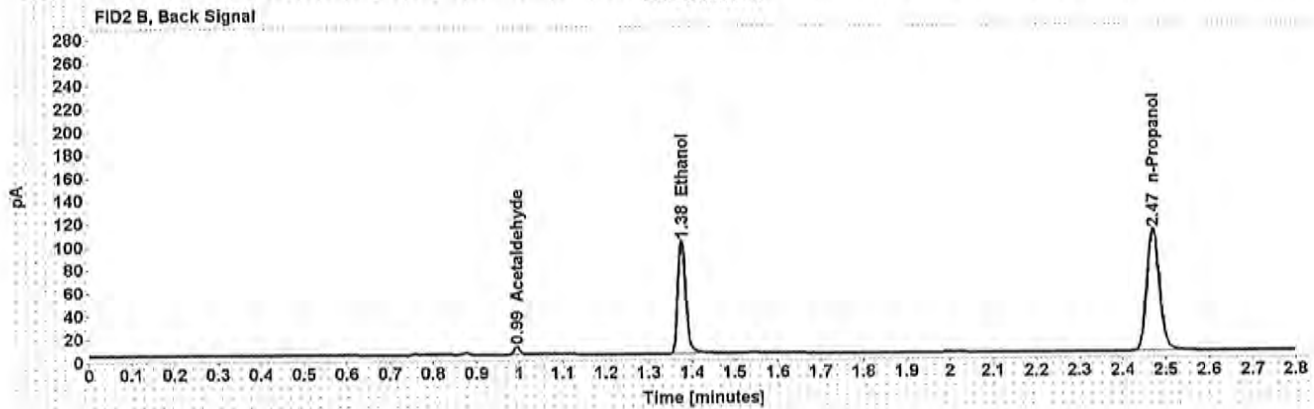
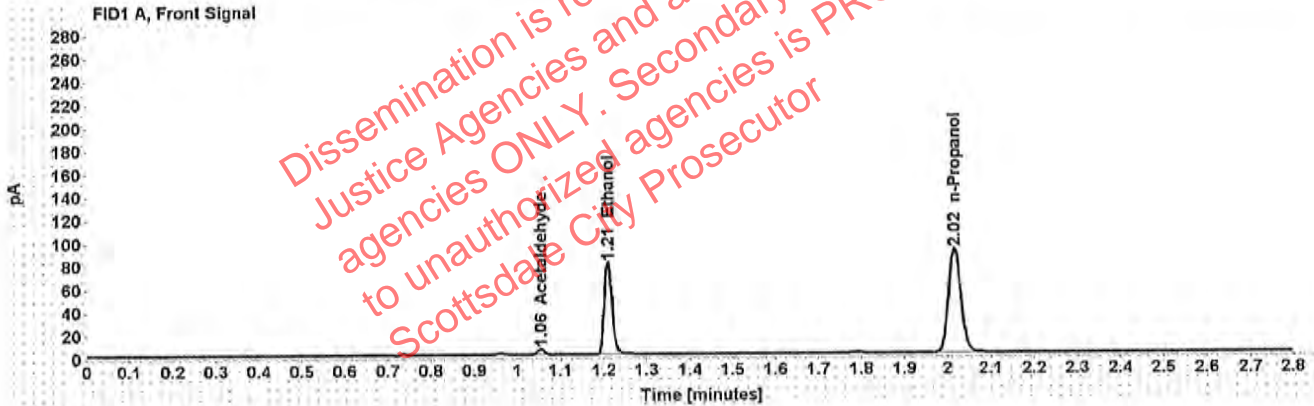


Table 1: FID 1 A (column DB-ALC1)

Compound	Amount (g/100mL)	Time (min)	Peak Area
Acetaldehyde	-----	1.055	4.939
>Ethanol	0.1561	1.210	102.269
n-Propanol	-----	2.016	180.387

Table 2: FID 2 B (column DB-ALC2)

Compound	Time (min)	Peak Area
Acetaldehyde	0.994	6.438
Ethanol	1.376	125.199
n-Propanol	2.470	217.744

### Scottsdale Police Department Crime Lab Volatiles Analysis

Sample:	1279008	Vial:	46
Description:	[REDACTED]	LIMS ID:	[REDACTED]
Method:	ethanol quant.M	Sequence:	16Jul19
Instrument:	US14173023 CN14160045	Injection date:	7/16/2019 8:31:20 PM
Data file:	C:\Chem32\1\Data\Raines\16Jul19\46.D	Analyst:	Raines

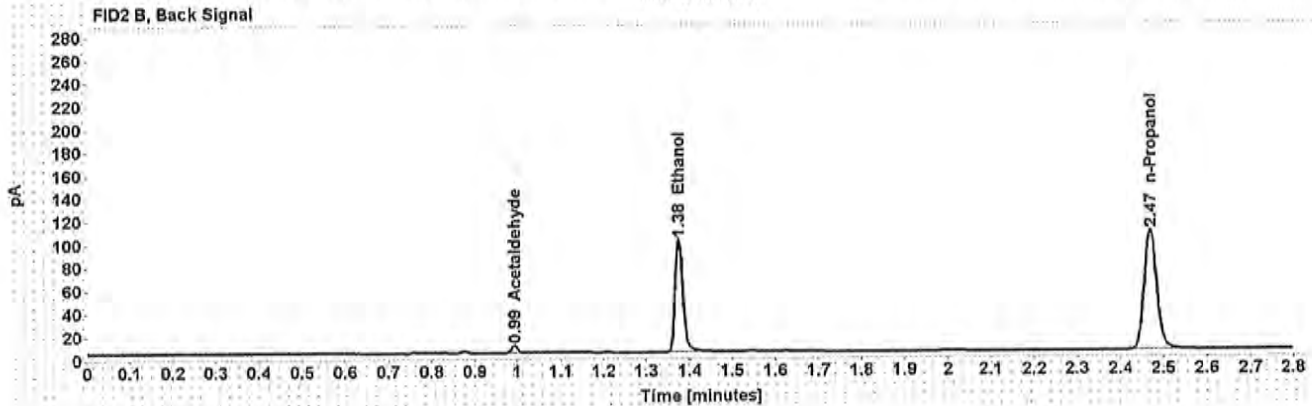
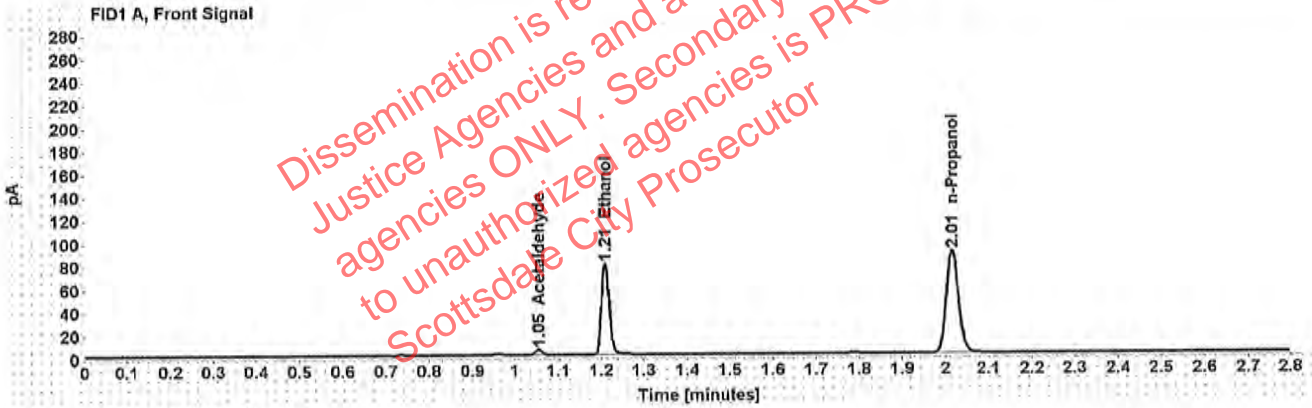


Table 1: FID 1 A (column DB-ALC1)

Compound	Amount (g/100mL)	Time (min)	Peak Area
Acetaldehyde	-----	1.055	4.842
>Ethanol	0.1573	1.209	101.547
n-Propanol	-----	2.015	177.752

Table 2: FID 2 B (column DB-ALC2)

Compound	Time (min)	Peak Area
Acetaldehyde	0.993	6.292
Ethanol	1.375	124.082
n-Propanol	2.469	214.914

### Scottsdale Police Department Crime Lab Volatiles Analysis

Sample:	1278172	Vial:	47
Description:	[REDACTED]	LIMS ID:	[REDACTED]
Method:	ethanol quant.M	Sequence:	16Jul19
Instrument:	US14173023 CN14160045	Injection date:	7/16/2019 8:35:20 PM
Data file:	C:\Chem32\1\Data\Raines\16Jul19\47.D	Analyst:	Raines

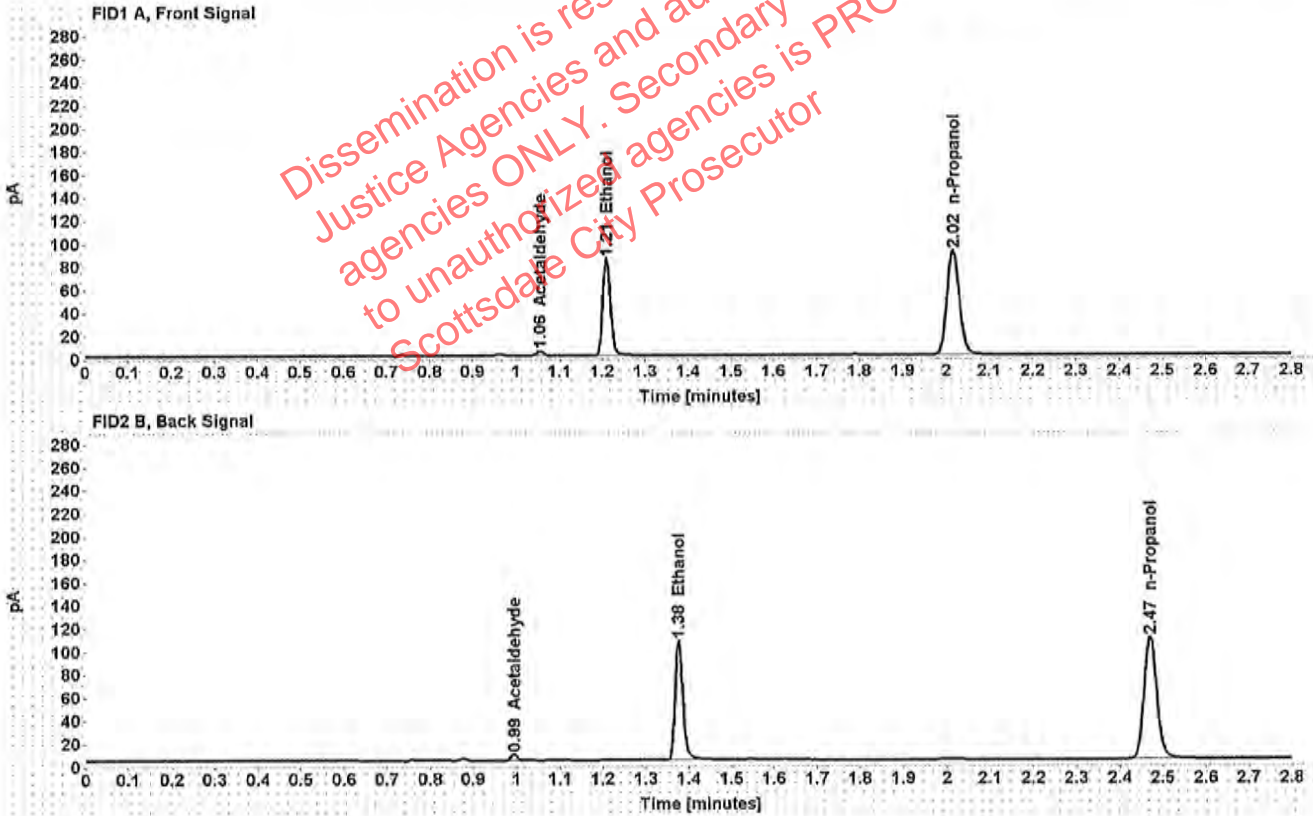


Table 1: FID 1 A (column DB-ALC1)

Compound	Amount (g/100mL)	Time (min)	Peak Area
Acetaldehyde	-----	1.055	3.953
>Ethanol	0.1643	1.210	107.898
n-Propanol	-----	2.016	180.901

Table 2: FID 2 B (column DB-ALC2)

Compound	Time (min)	Peak Area
Acetaldehyde	0.994	5.151
Ethanol	1.376	134.134
n-Propanol	2.470	218.290

### Scottsdale Police Department Crime Lab Volatiles Analysis

Sample:	1278172	Vial:	48
Description:	[REDACTED]	LIMS ID:	[REDACTED]
Method:	ethanol quant.M	Sequence:	16Jul19
Instrument:	US14173023 CN14160045	Injection date:	7/16/2019 8:39:22 PM
Data file:	C:\Chem32\1\Data\Raines\16Jul19\48.D	Analyst:	Raines

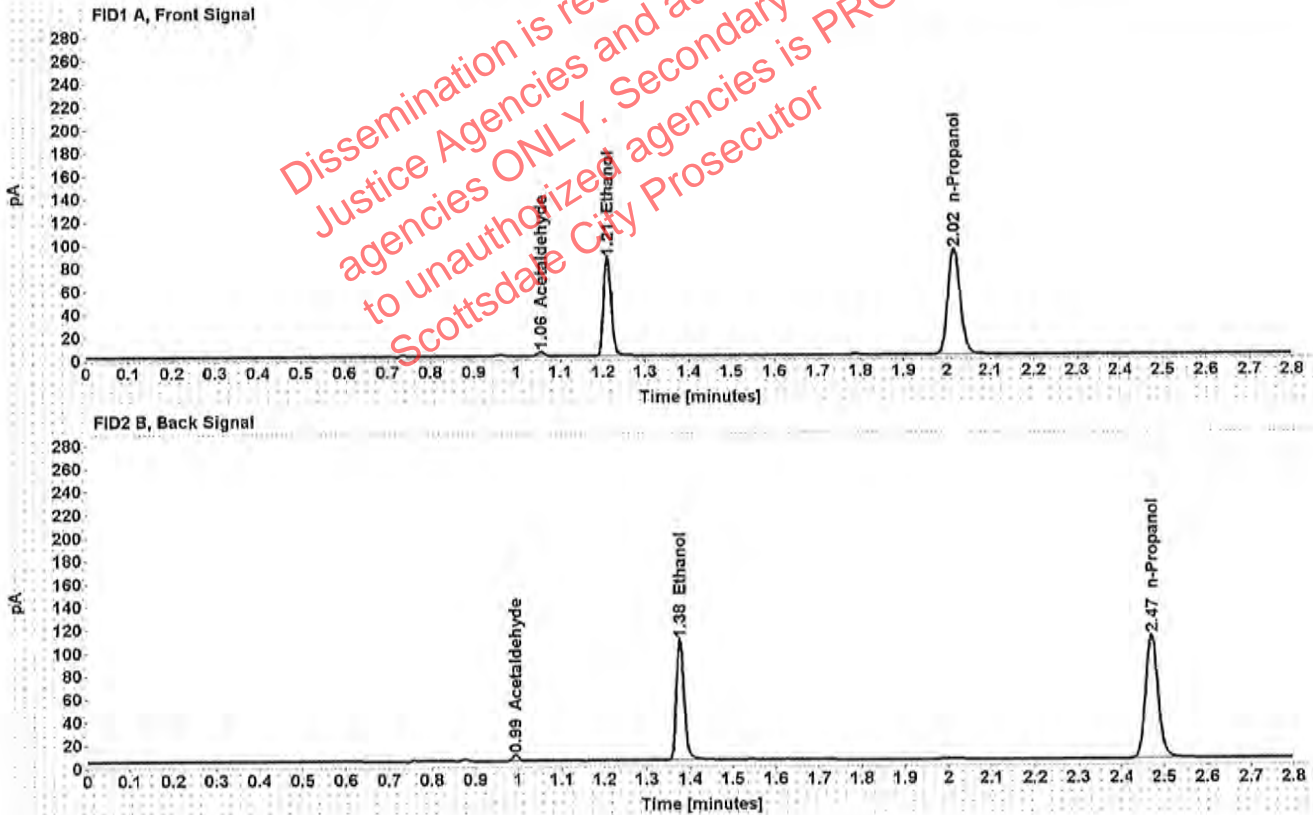


Table 1: FID 1 A (column DB-ALC1)

Compound	Amount (g/100mL)	Time (min)	Peak Area
Acetaldehyde	-----	1.055	3.861
>Ethanol	0.1643	1.210	109.110
n-Propanol	-----	2.016	182.925

Table 2: FID 2 B (column DB-ALC2)

Compound	Time (min)	Peak Area
Acetaldehyde	0.994	5.023
Ethanol	1.376	135.413
n-Propanol	2.470	220.560

### Scottsdale Police Department Crime Lab Volatiles Analysis

Sample:	1276115	Vial:	49
Description:	[redacted]	LIMS ID:	[redacted]
Method:	ethanol quant.M	Sequence:	16Jul19
Instrument:	US14173023 CN14160045	Injection date:	7/16/2019 8:43:37 PM
Data file:	C:\Chem32\1\Data\Raines\16Jul19\49.D	Analyst:	Raines

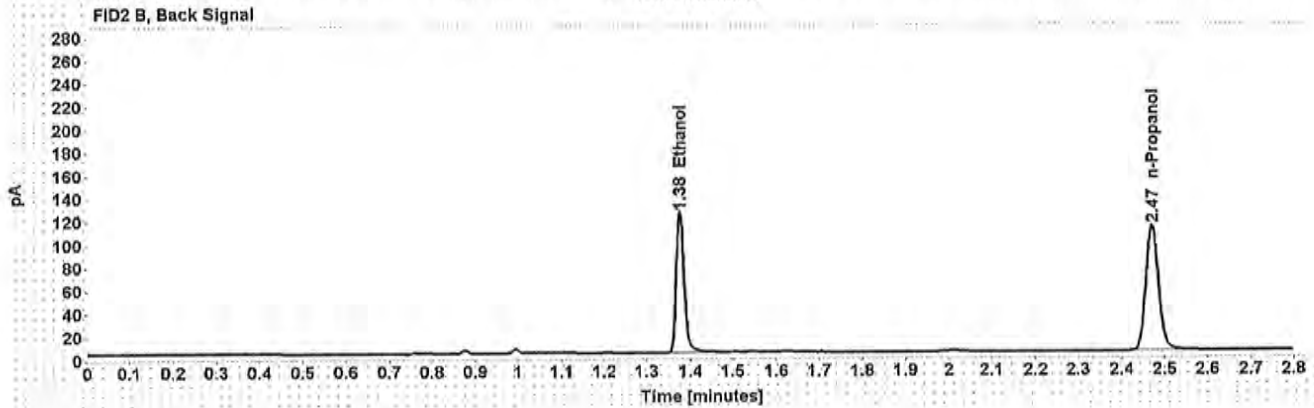
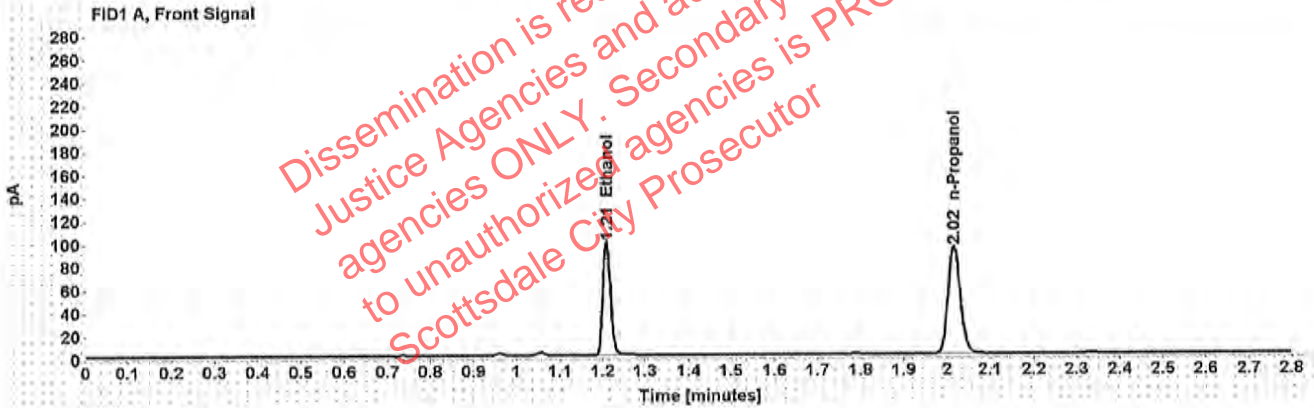


Table 1: FID 1 A (column DB-ALC1)

Compound	Amount (g/100mL)	Time (min)	Peak Area
>Ethanol	0.1877	1.210	126.340
n-Propanol	-----	2.016	185.425

Table 2: FID 2 B (column DB-ALC2)

Compound	Time (min)	Peak Area
Ethanol	1.376	156.843
n-Propanol	2.471	224.401

[REDACTED]: Raines, Melinda E. - (17-Jul-2019)

Case: [REDACTED] User: mraines 7/17/2019

### Scottsdale Police Department Crime Lab Volatiles Analysis

Sample:	1276115	Vial:	50
Description:	[REDACTED]	LIMS ID:	[REDACTED]
Method:	ethanol quant.M	Sequence:	16Jul19
Instrument:	US14173023 CN14160045	Injection date:	7/16/2019 8:47:35 PM
Data file:	C:\Chem32\1\Data\Raines\16Jul19\50.D	Analyst:	Raines

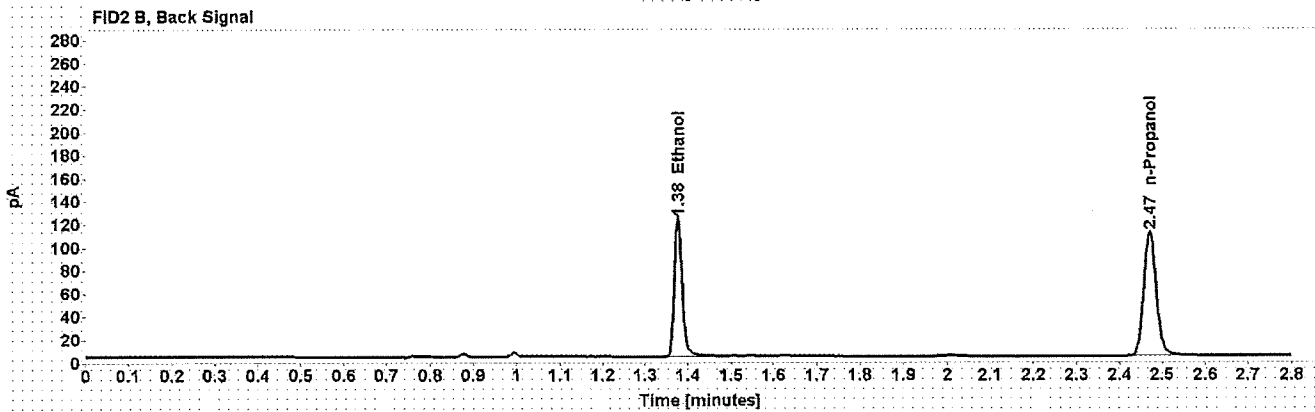
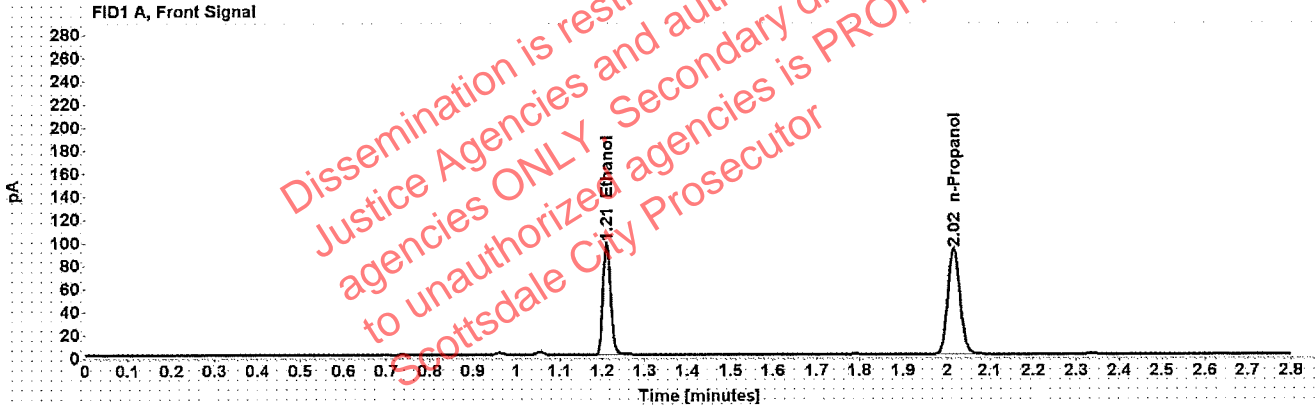


Table 1: FID 1 A (column DB-ALC1)

Compound	Amount (g/100mL)	Time (min)	Peak Area
>Ethanol	0.1877	1.210	124.925
n-Propanol	-----	2.016	183.334

Table 2: FID 2 B (column DB-ALC2)

Compound	Time (min)	Peak Area
Ethanol	1.377	155.252
n-Propanol	2.471	221.577

### Scottsdale Police Department Crime Lab Volatiles Analysis

Sample:	1276030	Vial:	51
Description:	[REDACTED]	LIMS ID:	[REDACTED]
Method:	ethanol quant.M	Sequence:	16Jul19
Instrument:	US14173023 CN14160045	Injection date:	7/16/2019 8:51:35 PM
Data file:	C:\Chem32\1\Data\Raines\16Jul19\51.D	Analyst:	Raines

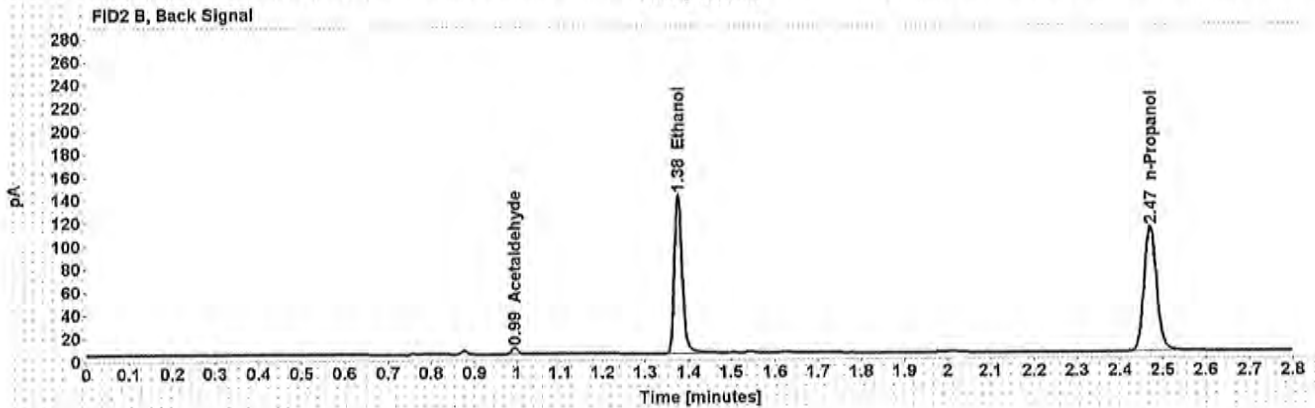
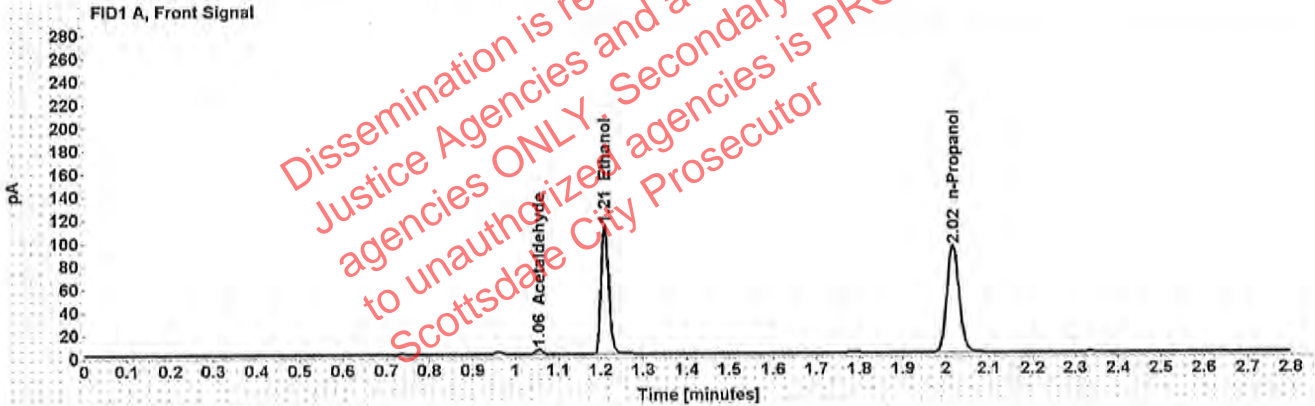


Table 1: FID 1 A (column DB-ALC1)

Compound	Amount (g/100mL)	Time (min)	Peak Area
Acetaldehyde	-----	1.055	4.269
>Ethanol	0.2137	1.210	143.085
n-Propanol	-----	2.016	184.507

Table 2: FID 2 B (column DB-ALC2)

Compound	Time (min)	Peak Area
Acetaldehyde	0.994	5.592
Ethanol	1.376	177.544
n-Propanol	2.471	222.617



Case: [REDACTED] : Raines, Melinda E. - (17-Jul-2019)

User: mraines 7/17/2019

### Scottsdale Police Department Crime Lab Volatiles Analysis

Sample:	1276030	Vial:	52
Description:	[REDACTED]	LIMS ID:	[REDACTED]
Method:	ethanol quant.M	Sequence:	16Jul19
Instrument:	US14173023 CN14160045	Injection date:	7/16/2019 8:55:36 PM
Data file:	C:\Chem32\1\Data\Raines\16Jul19\52.D	Analyst:	Raines

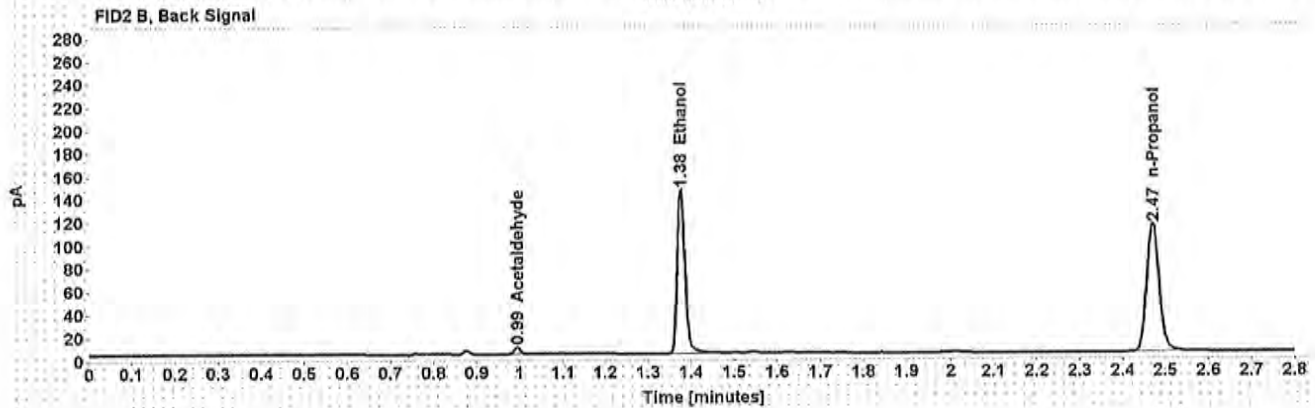
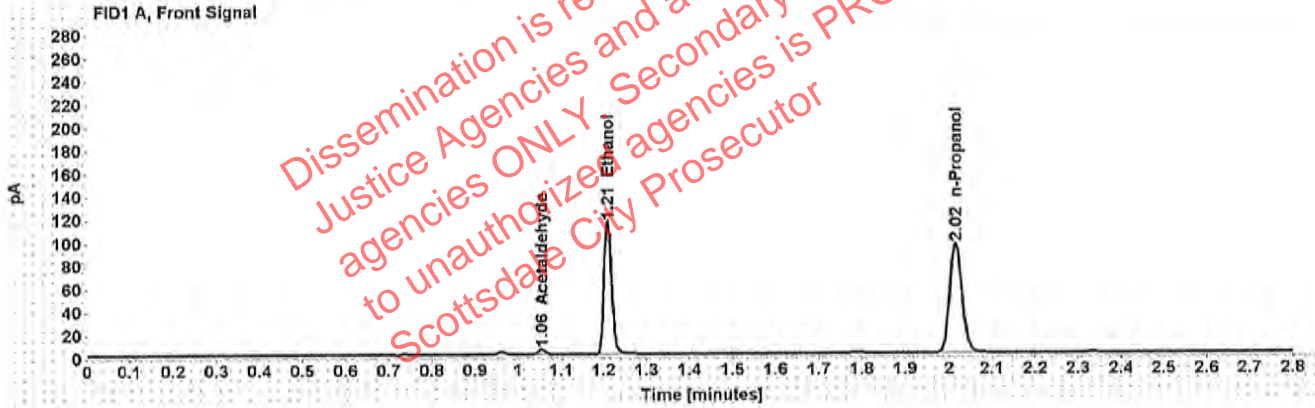


Table 1: FID 1 A (column DB-ALC1)

Compound	Amount (g/100mL)	Time (min)	Peak Area
Acetaldehyde	-----	1.055	4.505
>Ethanol	0.2153	1.210	147.464
n-Propanol	-----	2.016	188.734

Table 2: FID 2 B (column DB-ALC2)

Compound	Time (min)	Peak Area
Acetaldehyde	0.994	5.865
Ethanol	1.376	183.110
n-Propanol	2.471	227.717

[REDACTED] : Raines, Melinda E. - (17-Jul-2019)

Case: [REDACTED] User: mraines 7/17/2019

### Scottsdale Police Department Crime Lab Volatiles Analysis

Sample:	1276347	Vial:	54
Description:	[REDACTED]	LIMS ID:	[REDACTED]
Method:	ethanol quant.M	Sequence:	16Jul19
Instrument:	US14173023 CN14160045	Injection date:	7/16/2019 9:03:36 PM
Data file:	C:\Chem32\1\Data\Raines\16Jul19\54.D	Analyst:	Raines

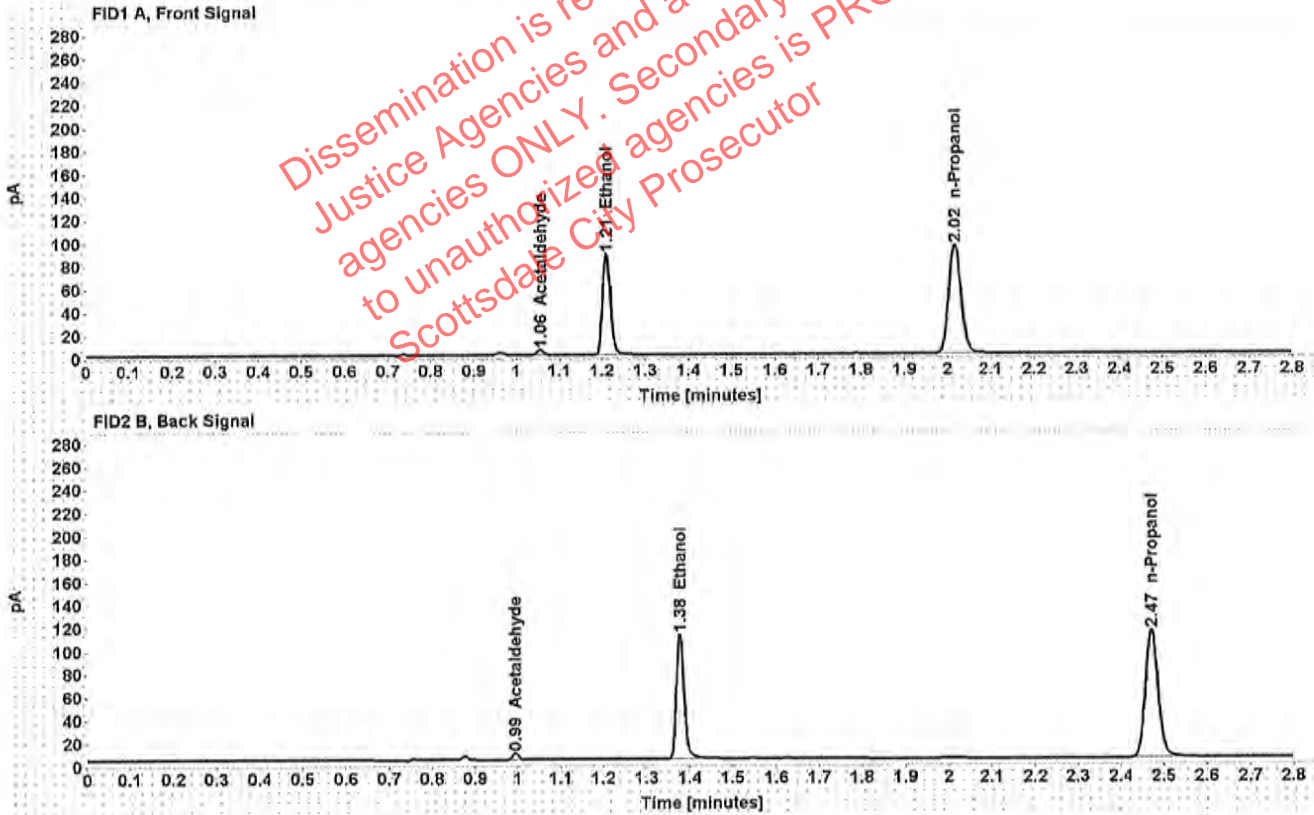


Table 1: FID 1 A (column DB-ALC1)

Compound	Amount (g/100mL)	Time (min)	Peak Area
Acetaldehyde	-----	1.056	4.466
>Ethanol	0.1645	1.210	112.615
n-Propanol	-----	2.016	188.497

Table 2: FID 2 B (column DB-ALC2)

Compound	Time (min)	Peak Area
Acetaldehyde	0.994	5.792
Ethanol	1.377	139.607
n-Propanol	2.471	228.287

### Scottsdale Police Department Crime Lab Volatiles Analysis

Sample:	1276347	Vial:	55
Description:	[REDACTED]	LIMS ID:	[REDACTED]
Method:	ethanol quant.M	Sequence:	16Jul19
Instrument:	US14173023 CN14160045	Injection date:	7/16/2019 9:07:51 PM
Data file:	C:\Chem32\1\Data\Raines\16Jul19\55.D	Analyst:	Raines

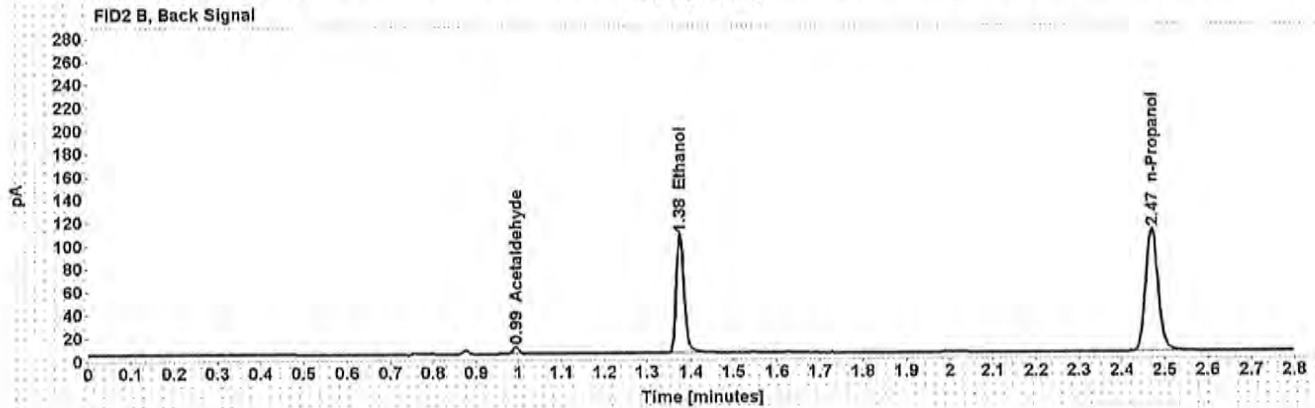
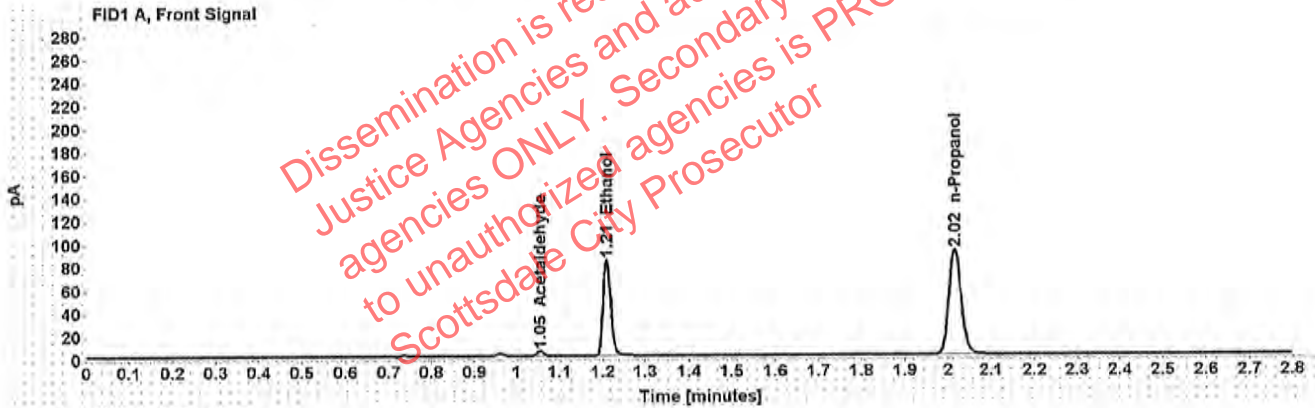


Table 1: FID 1 A (column DB-ALC1)

Compound	Amount (g/100mL)	Time (min)	Peak Area
Acetaldehyde	-----	1.055	4.417
>Ethanol	0.1625	1.209	107.203
n-Propanol	-----	2.015	181.700

Table 2: FID 2 B (column DB-ALC2)

Compound	Time (min)	Peak Area
Acetaldehyde	0.993	5.777
Ethanol	1.375	133.165
n-Propanol	2.469	219.786

[REDACTED]: Raines, Melinda E. - (17-Jul-2019)

Case: [REDACTED] User: mraines 7/17/2019

### Scottsdale Police Department Crime Lab Volatiles Analysis

Sample:	1276858	Vial:	56
Description:	[REDACTED]	LIMS ID:	[REDACTED]
Method:	ethanol quant.M	Sequence:	16Jul19
Instrument:	US14173023 CN14160045	Injection date:	7/16/2019 9:11:50 PM
Data file:	C:\Chem32\1\Data\Raines\16Jul19\56.D	Analyst:	Raines

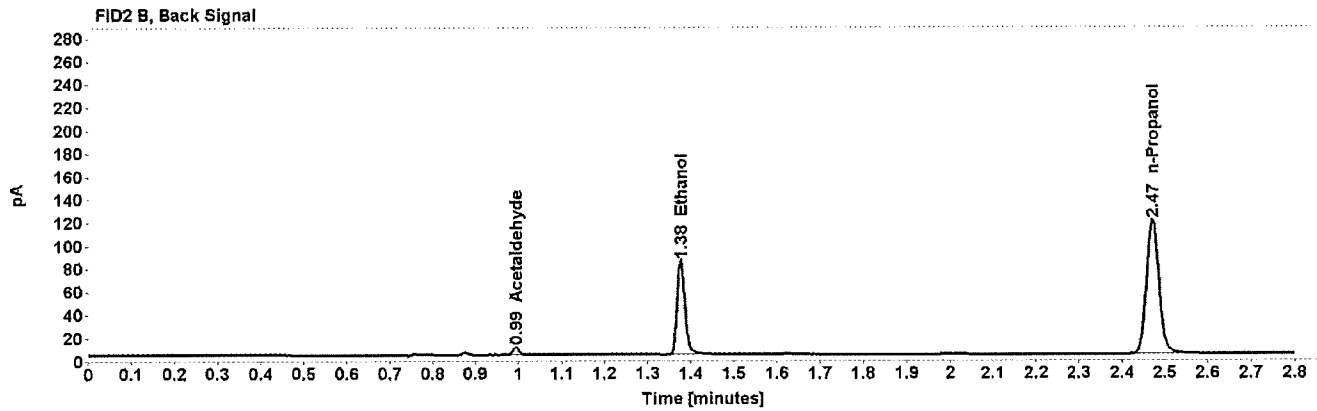
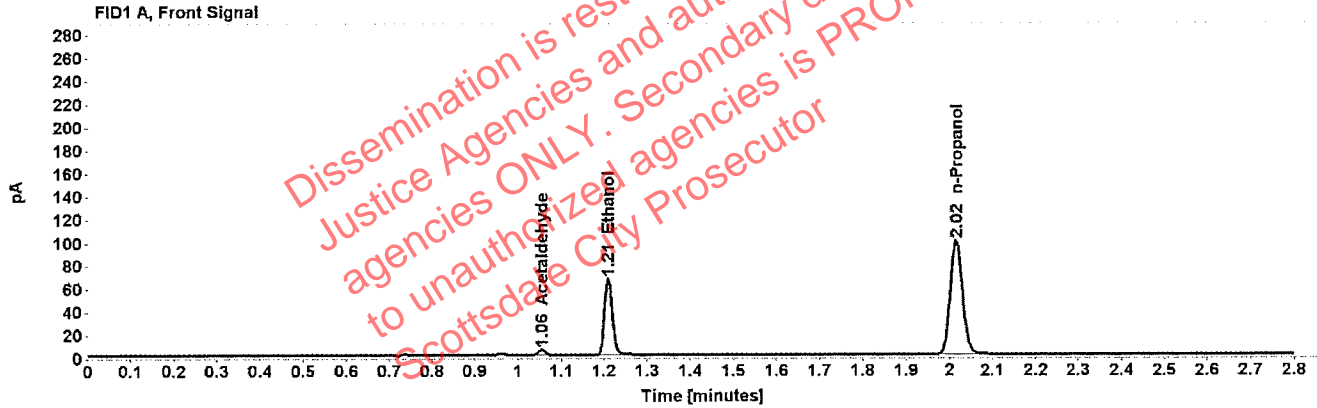


Table 1: FID 1 A (column DB-ALC1)

Compound	Amount (g/100mL)	Time (min)	Peak Area
Acetaldehyde	-----	1.055	4.868
>Ethanol	0.1186	1.210	85.106
n-Propanol	-----	2.016	197.483

Table 2: FID 2 B (column DB-ALC2)

Compound	Time (min)	Peak Area
Acetaldehyde	0.994	6.347
Ethanol	1.376	103.679
n-Propanol	2.470	239.504

### Scottsdale Police Department Crime Lab Volatiles Analysis

Sample:	1276858	Vial:	57
Description:	[redacted]	LIMS ID:	[redacted]
Method:	ethanol quant.M	Sequence:	16Jul19
Instrument:	US14173023 CN14160045	Injection date:	7/16/2019 9:15:51 PM
Data file:	C:\Chem32\1\Data\Raines\16Jul19\57.D	Analyst:	Raines

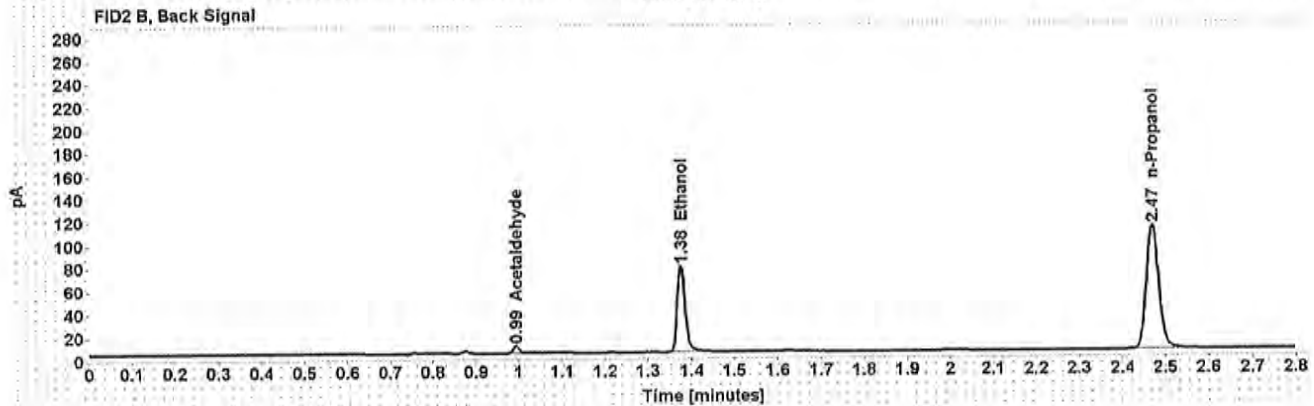
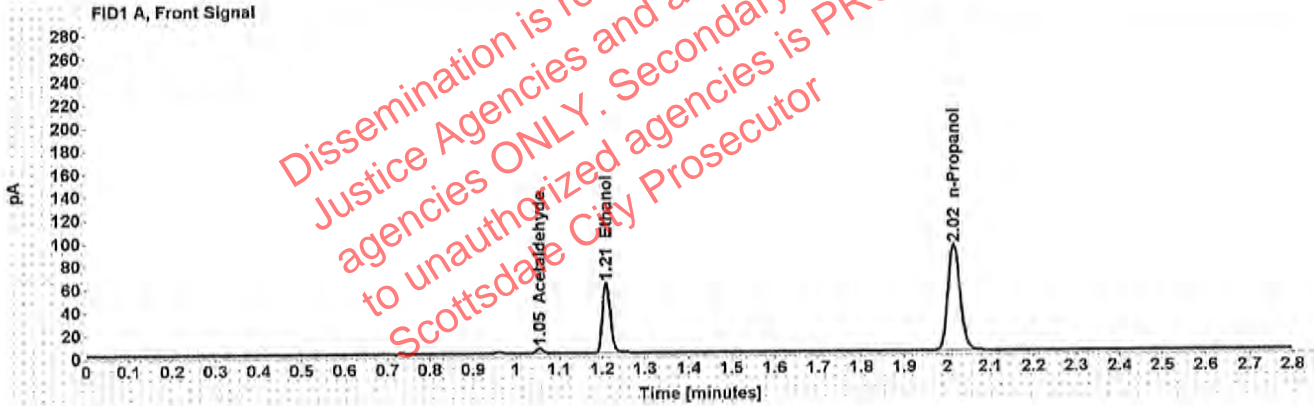


Table 1: FID 1 A (column DB-ALC1)

Compound	Amount (g/100mL)	Time (min)	Peak Area
Acetaldehyde	-----	1.055	4.594
>Ethanol	0.1174	1.210	78.257
n-Propanol	-----	2.015	183.344

Table 2: FID 2 B (column DB-ALC2)

Compound	Time (min)	Peak Area
Acetaldehyde	0.993	5.959
Ethanol	1.376	95.907
n-Propanol	2.470	222.468

### Scottsdale Police Department Crime Lab Volatiles Analysis

Sample:	1279042	Vial:	58
Description:	[REDACTED]	LIMS ID:	[REDACTED]
Method:	ethanol quant.M	Sequence:	16Jul19
Instrument:	US14173023 CN14160045	Injection date:	7/16/2019 9:19:50 PM
Data file:	C:\Chem32\1\Data\Raines\16Jul19\58.D	Analyst:	Raines

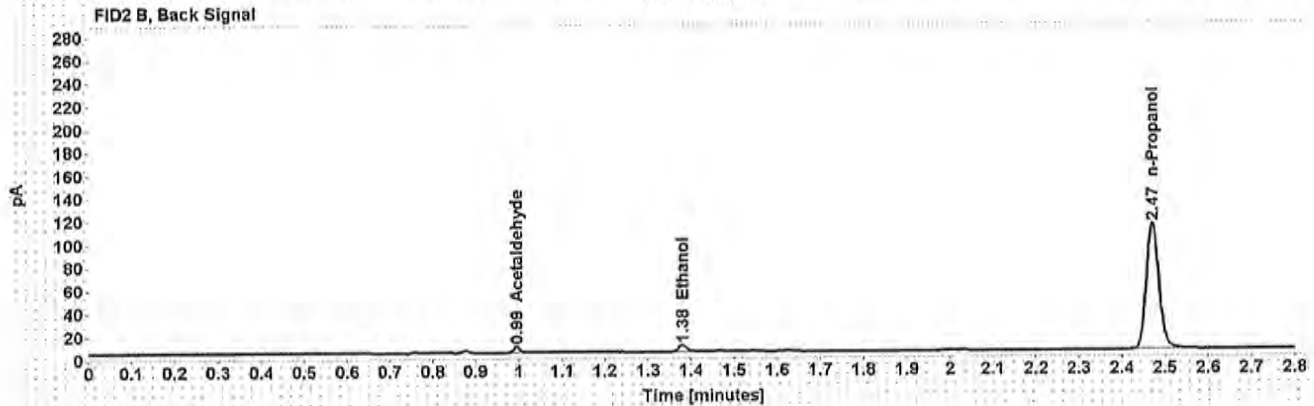
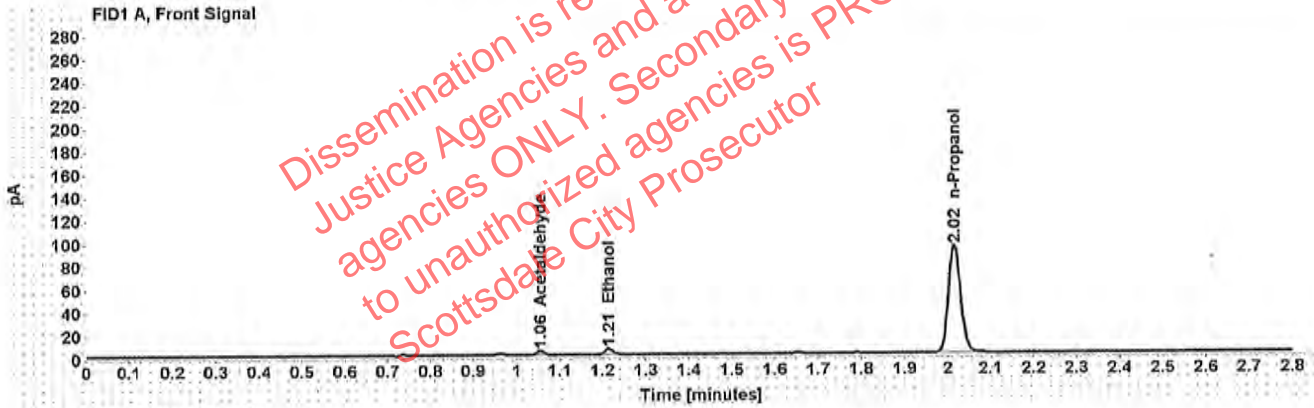


Table 1: FID 1 A (column DB-ALC1)

Compound	Amount (g/100mL)	Time (min)	Peak Area
Acetaldehyde	-----	1.055	3.764
>Ethanol	0.0088	1.213	6.252
n-Propanol	-----	2.016	186.328

Table 2: FID 2 B (column DB-ALC2)

Compound	Time (min)	Peak Area
Acetaldehyde	0.994	4.907
Ethanol	1.379	7.928
n-Propanol	2.471	225.691

### Scottsdale Police Department Crime Lab Volatiles Analysis

Sample:	1279042	Vial:	59
Description:	[REDACTED]	LIMS ID:	[REDACTED]
Method:	ethanol quant.M	Sequence:	16Jul19
Instrument:	US14173023 CN14160045	Injection date:	7/16/2019 9:23:52 PM
Data file:	C:\Chem32\1\Data\Raines\16Jul19\59.D	Analyst:	Raines

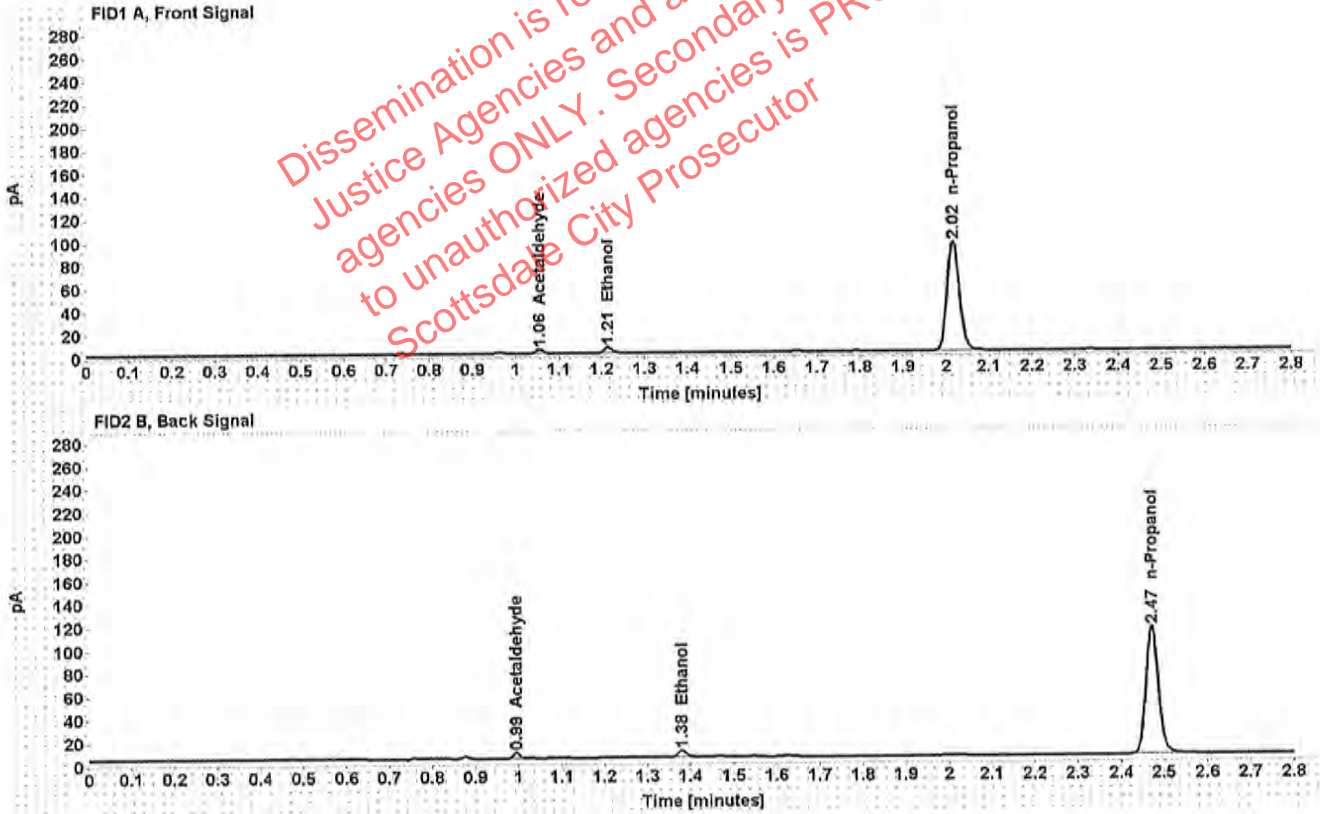


Table 1: FID 1 A (column DB-ALC1)

Compound	Amount (g/100mL)	Time (min)	Peak Area
Acetaldehyde	-----	1.056	3.751
>Ethanol	0.0089	1.214	6.386
n-Propanol	-----	2.017	188.640

Table 2: FID 2 B (column DB-ALC2)

Compound	Time (min)	Peak Area
Acetaldehyde	0.994	4.860
Ethanol	1.380	8.233
n-Propanol	2.472	228.716

### Scottsdale Police Department Crime Lab Volatiles Analysis

Sample:	1279820	Vial:	60
Description:	[REDACTED]	LIMS ID:	[REDACTED]
Method:	ethanol quant.M	Sequence:	16Jul19
Instrument:	US14173023 CN14160045	Injection date:	7/16/2019 9:27:51 PM
Data file:	C:\Chem32\1\Data\Raines\16Jul19\60.D	Analyst:	Raines

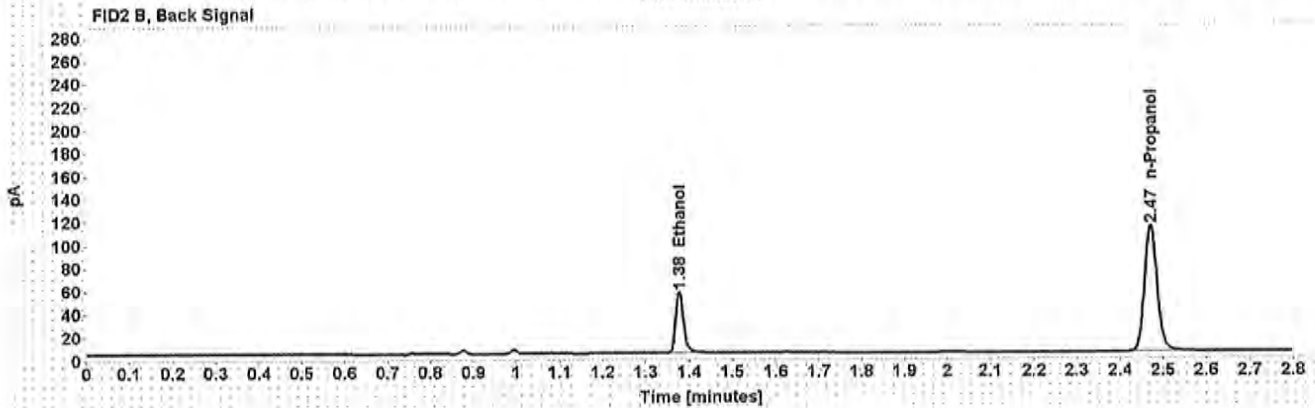
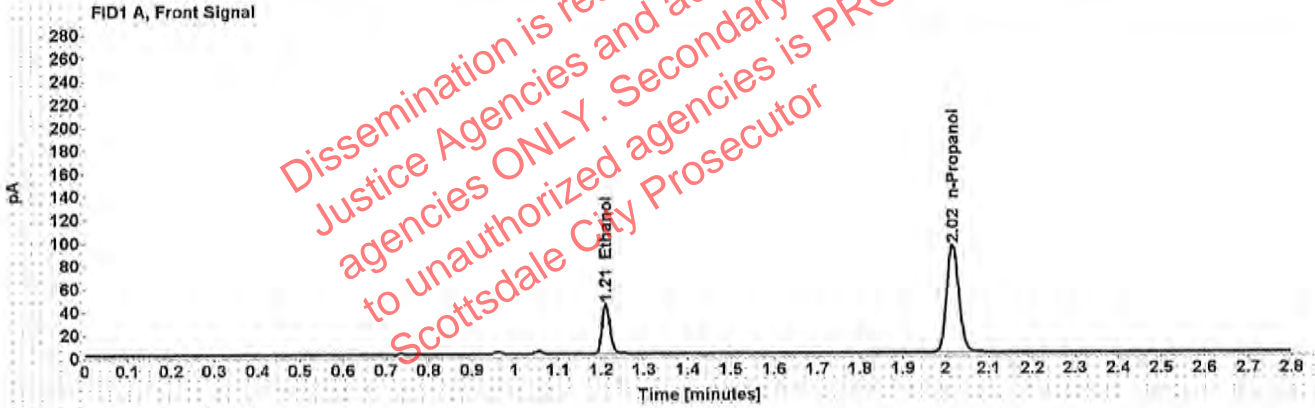


Table 1: FID 1 A (column DB-ALC1)

Compound	Amount (g/100mL)	Time (min)	Peak Area
>Ethanol	0.0823	1.211	55.684
n-Propanol	---	2.016	185.830

Table 2: FID 2 B (column DB-ALC2)

Compound	Time (min)	Peak Area
Ethanol	1.377	68.082
n-Propanol	2.471	225.530



### Scottsdale Police Department Crime Lab Volatiles Analysis

Sample:	1279820	Vial:	61
Description:	[REDACTED]	LIMS ID:	[REDACTED]
Method:	ethanol quant.M	Sequence:	16Jul19
Instrument:	US14173023 CN14160045	Injection date:	7/16/2019 9:32:07 PM
Data file:	C:\Chem32\1\Data\Raines\16Jul19\61.D	Analyst:	Raines

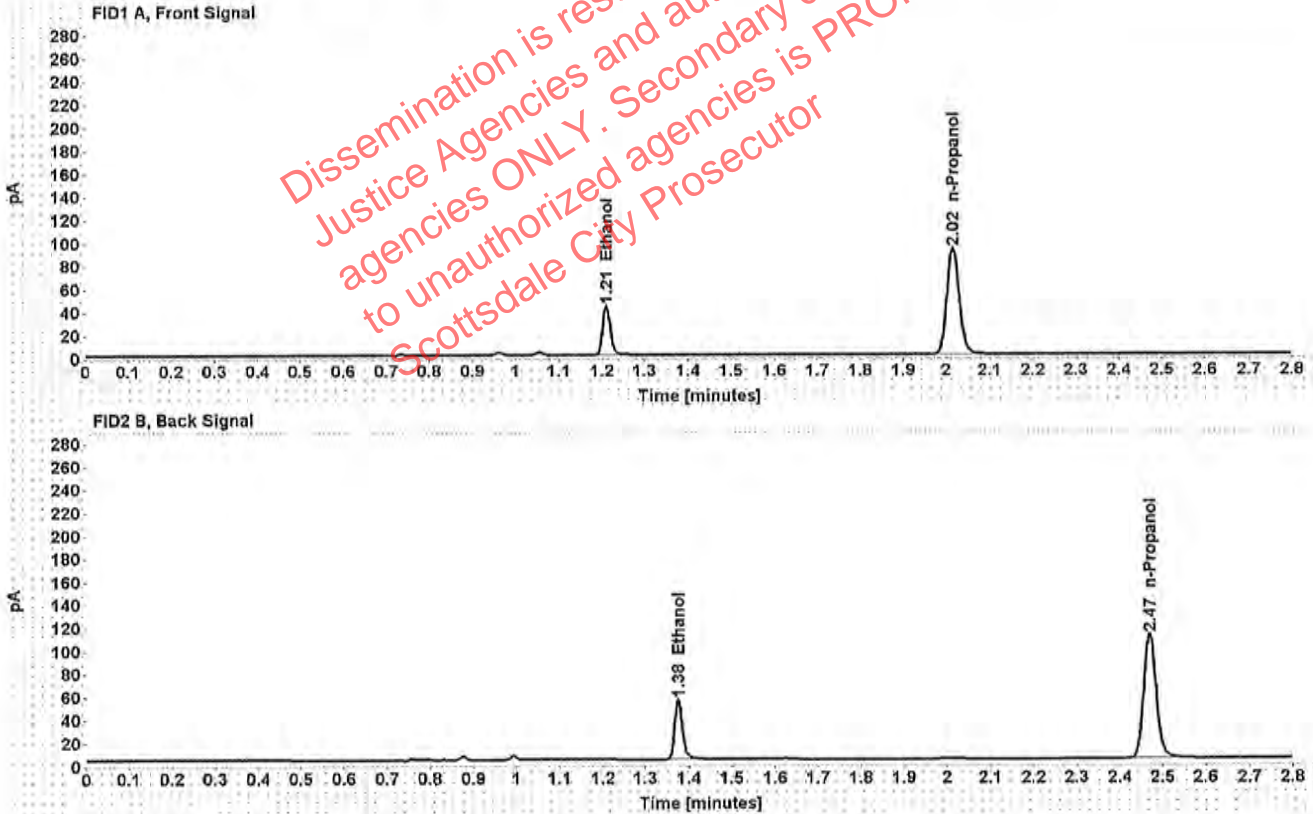


Table 1: FID 1 A (column DB-ALC1)

Compound	Amount (g/100mL)	Time (min)	Peak Area
>Ethanol	0.0818	1.210	54.647
n-Propanol	-----	2.015	183.471

Table 2: FID 2 B (column DB-ALC2)

Compound	Time (min)	Peak Area
Ethanol	1.376	66.532
n-Propanol	2.469	222.511

### Scottsdale Police Department Crime Lab Volatiles Analysis

Sample:	1279987	Vial:	62
Description:	[REDACTED]	LIMS ID:	[REDACTED]
Method:	ethanol quant.M	Sequence:	16Jul19
Instrument:	US14173023 CN14160045	Injection date:	7/16/2019 9:36:06 PM
Data file:	C:\Chem32\1\Data\Raines\16Jul19\62.D	Analyst:	Raines

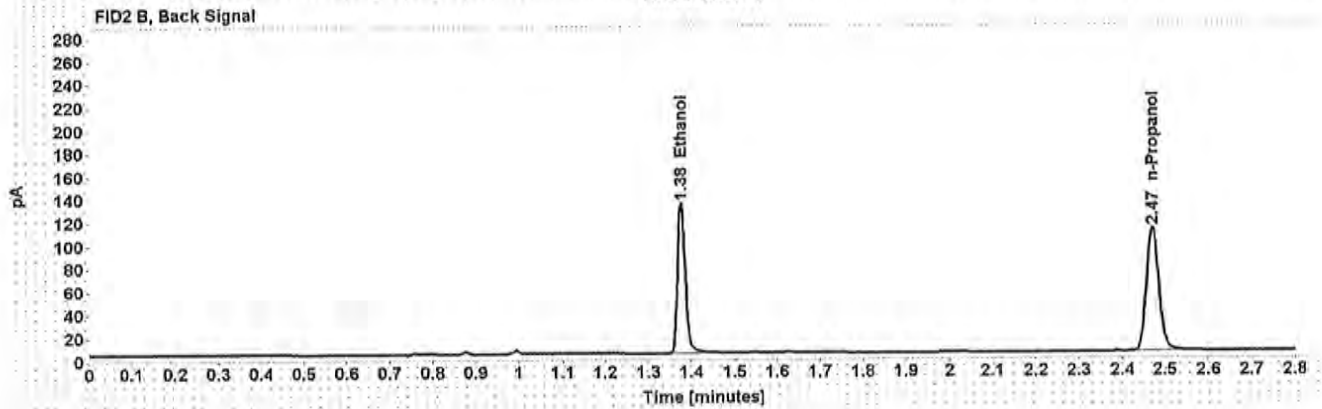
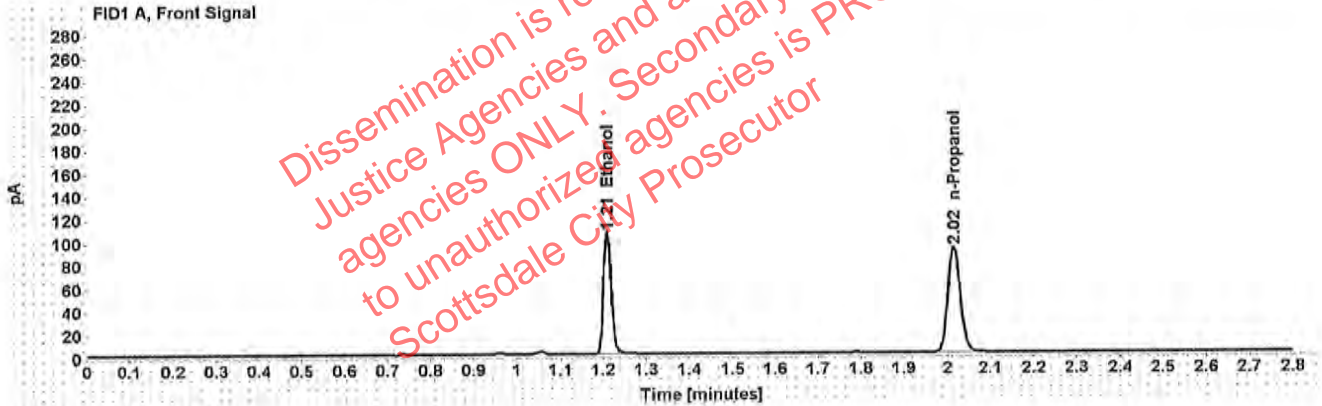


Table 1: FID 1 A (column DB-ALC1)

Compound	Amount (g/100mL)	Time (min)	Peak Area
>Ethanol	0.2041	1.210	135.301
n-Propanol	-----	2.016	182.667

Table 2: FID 2 B (column DB-ALC2)

Compound	Time (min)	Peak Area
Ethanol	1.376	168.107
n-Propanol	2.470	221.003

### Scottsdale Police Department Crime Lab Volatiles Analysis

Sample:	1279987	Vial:	63
Description:	[REDACTED]	LIMS ID:	[REDACTED]
Method:	ethanol quant.M	Sequence:	16Jul19
Instrument:	US14173023 CN14160045	Injection date:	7/16/2019 9:40:07 PM
Data file:	C:\Chem32\1\Data\Raines\16Jul19\63.D	Analyst:	Raines

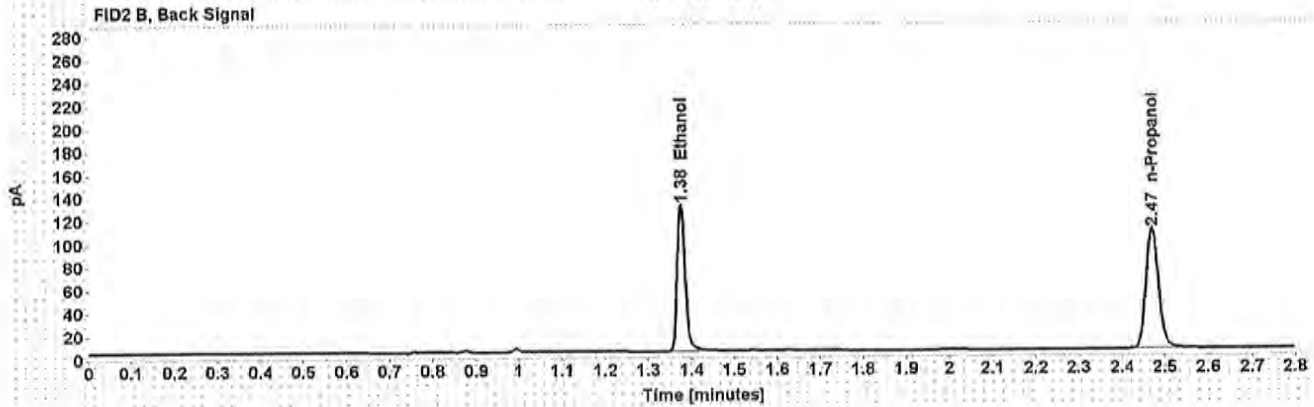
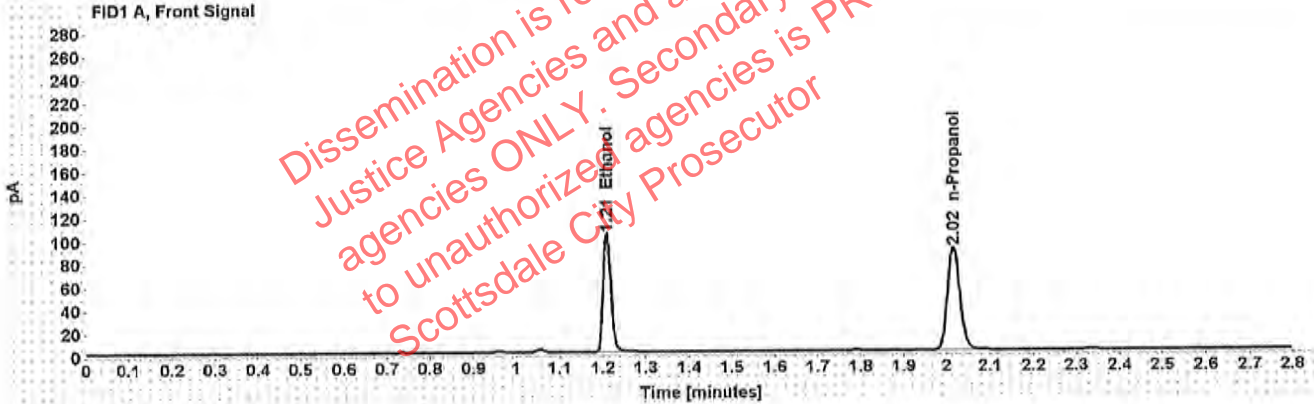


Table 1: FID 1 A (column DB-ALC1)

Compound	Amount (g/100mL)	Time (min)	Peak Area
>Ethanol	0.2047	1.210	131.756
n-Propanol	-----	2.016	177.382

Table 2: FID 2 B (column DB-ALC2)

Compound	Time (min)	Peak Area
Ethanol	1.376	163.605
n-Propanol	2.470	214.362

### Scottsdale Police Department Crime Lab Volatiles Analysis

Sample:	1279799	Vial:	65
Description:	[REDACTED]	LIMS ID:	[REDACTED]
Method:	ethanol quant.M	Sequence:	16Jul19
Instrument:	US14173023 CN14160045	Injection date:	7/16/2019 9:48:07 PM
Data file:	C:\Chem32\1\Data\Raines\16Jul19\65.D	Analyst:	Raines

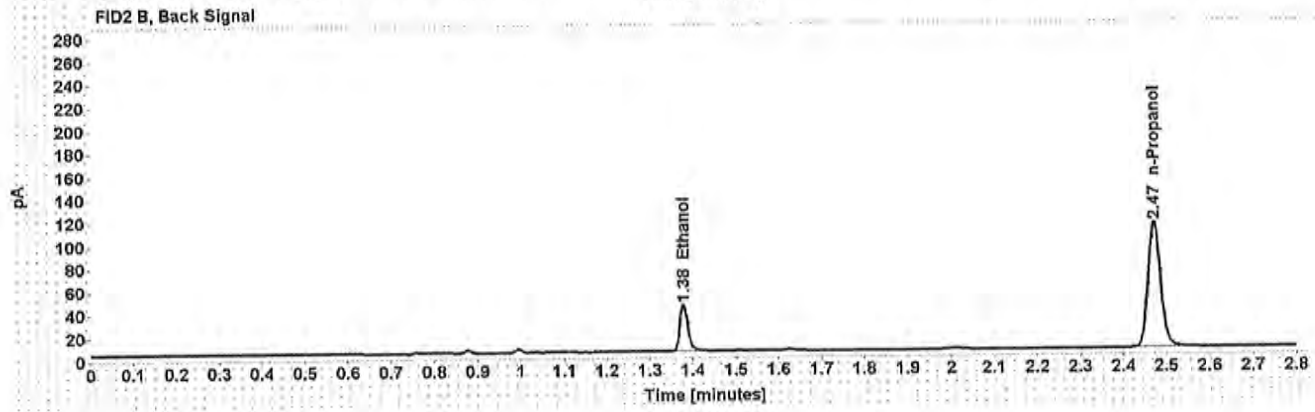
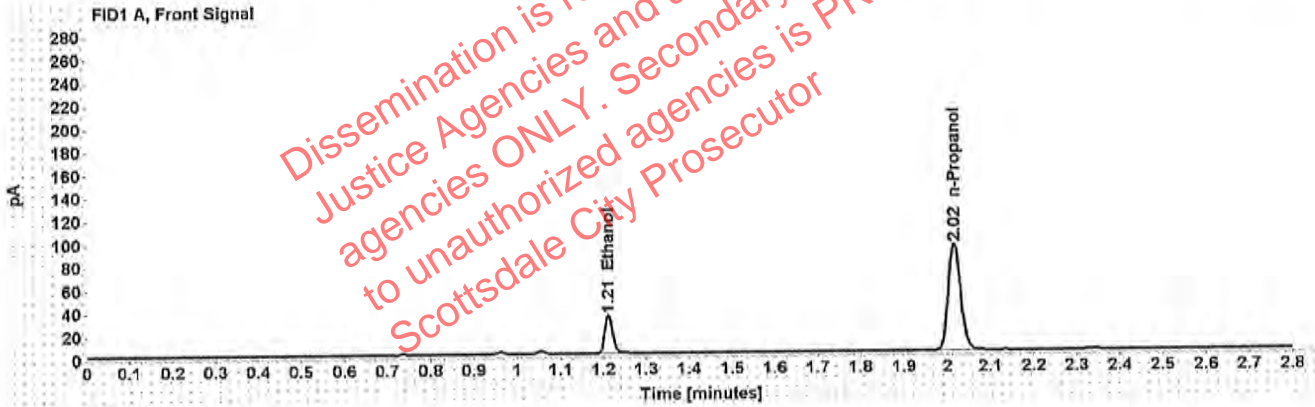


Table 1: FID 1 A (column DB-ALC1)

Compound	Amount (g/100mL)	Time (min)	Peak Area
>Ethanol	0.0632	1.212	42.615
n-Propanol	-----	2.017	184.842

Table 2: FID 2 B (column DB-ALC2)

Compound	Time (min)	Peak Area
Ethanol	1.378	52.396
n-Propanol	2.472	224.422

### Scottsdale Police Department Crime Lab Volatiles Analysis

Sample:	1279799	Vial:	66
Description:	[REDACTED]	LIMS ID:	[REDACTED]
Method:	ethanol quant.M	Sequence:	16Jul19
Instrument:	US14173023 CN14160045	Injection date:	7/16/2019 9:52:05 PM
Data file:	C:\Chem32\1\Data\Raines\16Jul19\66.D	Analyst:	Raines

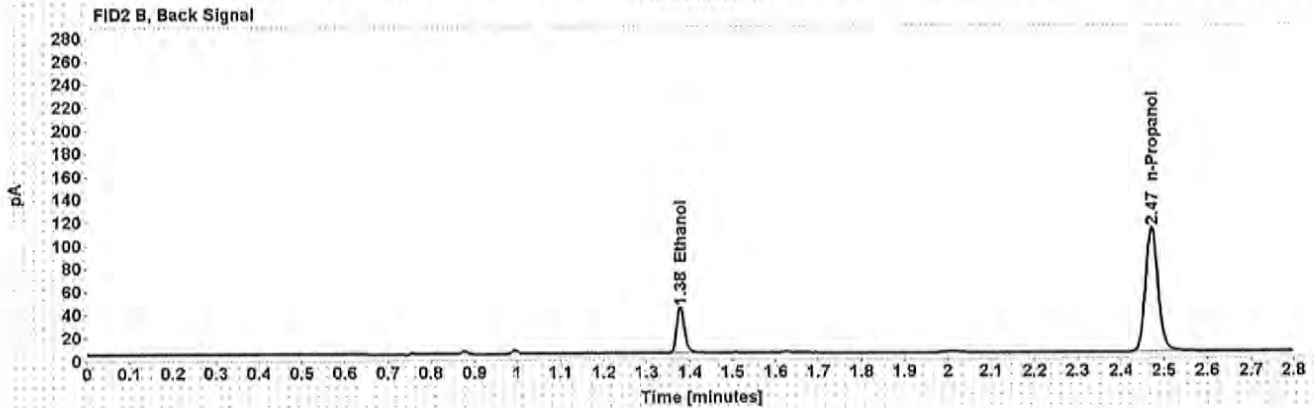
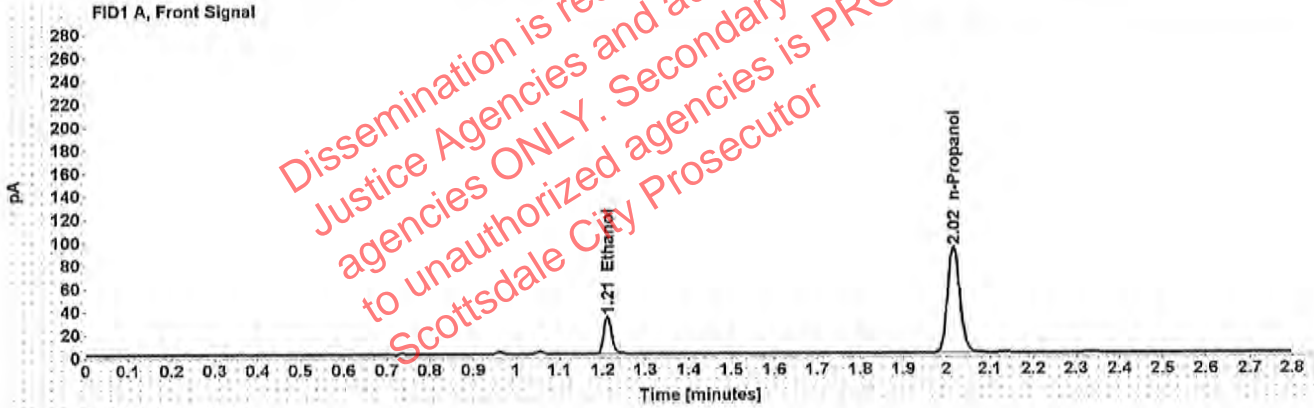


Table 1: FID 1 A (column DB-ALC1)

Compound	Amount (g/100mL)	Time (min)	Peak Area
>Ethanol	0.0621	1.211	41.713
n-Propanol	-----	2.016	184.136

Table 2: FID 2 B (column DB-ALC2)

Compound	Time (min)	Peak Area
Ethanol	1.377	50.780
n-Propanol	2.471	222.251

### Scottsdale Police Department Crime Lab Volatiles Analysis

Sample:	1279610	Vial:	67
Description:	[REDACTED]	LIMS ID:	[REDACTED]
Method:	ethanol quant.M	Sequence:	16Jul19
Instrument:	US14173023 CN14160045	Injection date:	7/16/2019 9:56:21 PM
Data file:	C:\Chem32\1\Data\Raines\16Jul19\67.D	Analyst:	Raines

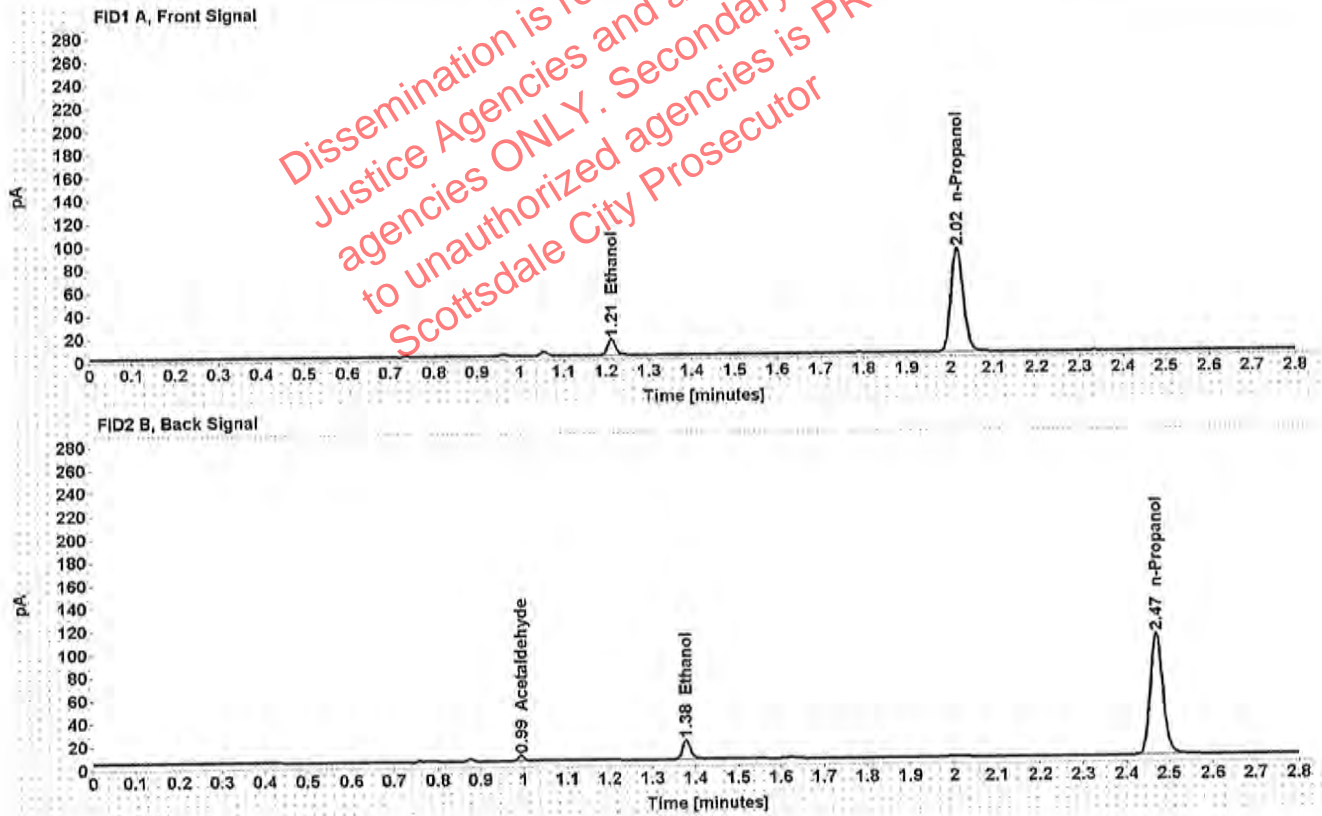


Table 1: FID 1 A (column DB-ALC1)

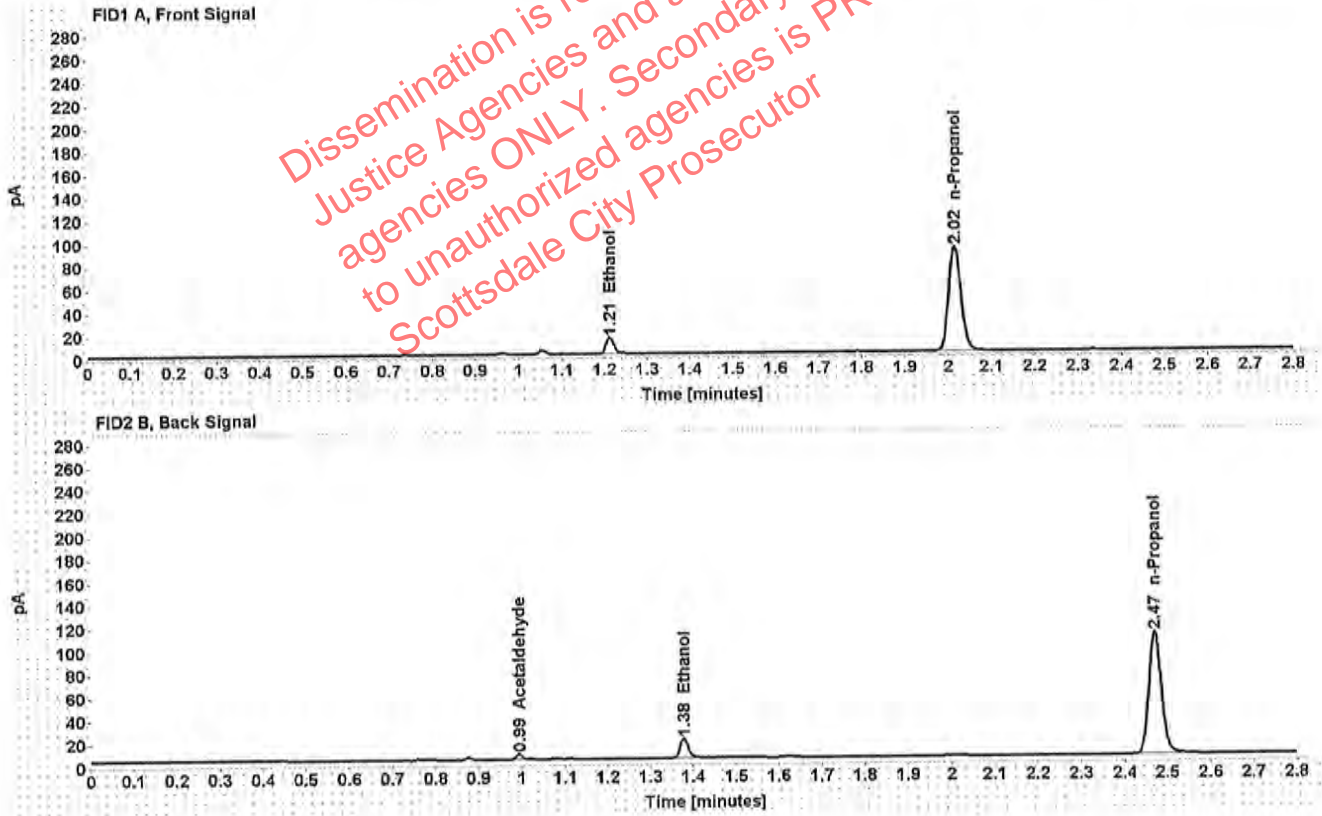
Compound	Amount (g/100mL)	Time (min)	Peak Area
>Ethanol	0.0269	1.212	17.860
n-Propanol	-----	2.016	180.008

Table 2: FID 2 B (column DB-ALC2)

Compound	Time (min)	Peak Area
Acetaldehyde	0.994	4.500
Ethanol	1.378	22.273
n-Propanol	2.470	217.819

Scottsdale Police Department Crime Lab Volatiles Analysis

Sample:	1279610	Vial:	68
Description:	[REDACTED]	LIMS ID:	[REDACTED]
Method:	ethanol quant.M	Sequence:	16Jul19
Instrument:	US14173023 CN14160045	Injection date:	7/16/2019 10:00:20 PM
Data file:	C:\Chem32\1\Data\Raines\16Jul19\68.D	Analyst:	Raines



Dissemination is restricted to Criminal Justice Agencies and authorized P.D./C.J. agencies ONLY. Secondary dissemination to unauthorized agencies is PROHIBITED. Scottsdale City Prosecutor

Table 1: FID 1 A (column DB-ALC1)

Compound	Amount (g/100mL)	Time (min)	Peak Area
>Ethanol	0.0270	1.212	17.978
n-Propanol	-----	2.016	180.945

Table 2: FID 2 B (column DB-ALC2)

Compound	Time (min)	Peak Area
Acetaldehyde	0.994	4.503
Ethanol	1.378	22.462
n-Propanol	2.470	219.344

[REDACTED]: Raines, Melinda E. - (17-Jul-2019)

Case: [REDACTED] User: mraines 7/17/2019

### Scottsdale Police Department Crime Lab Volatiles Analysis

Sample:	1276107	Vial:	69
Description:	[REDACTED]	LIMS ID:	[REDACTED]
Method:	ethanol quant.M	Sequence:	16Jul19
Instrument:	US14173023 CN14160045	Injection date:	7/16/2019 10:04:20 PM
Data file:	C:\Chem32\1\Data\Raines\16Jul19\69.D	Analyst:	Raines

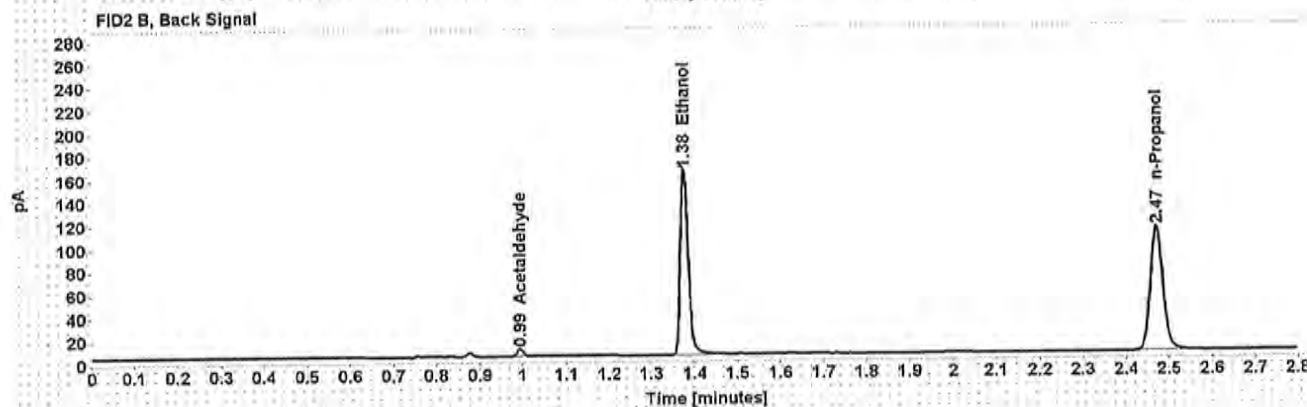
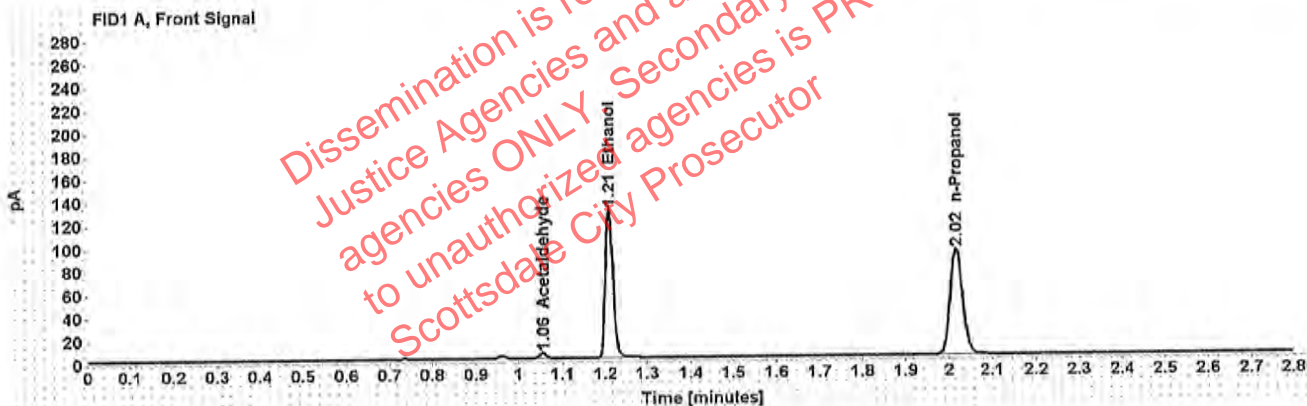


Table 1: FID 1 A (column DB-ALC1)

Compound	Amount (g/100mL)	Time (min)	Peak Area
Acetaldehyde	-----	1.055	4.647
>Ethanol	0.2492	1.210	165.333
n-Propanol	-----	2.016	182.901

Table 2: FID 2 B (column DB-ALC2)

Compound	Time (min)	Peak Area
Acetaldehyde	0.994	6.037
Ethanol	1.377	205.392
n-Propanol	2.471	221.832



### Scottsdale Police Department Crime Lab Volatiles Analysis

Sample:	1276107	Vial:	70
Description:	[REDACTED]	LIMS ID:	[REDACTED]
Method:	ethanol quant.M	Sequence:	16Jul19
Instrument:	US14173023 CN14160045	Injection date:	7/16/2019 10:08:20 PM
Data file:	C:\Chem32\1\Data\Raines\16Jul19\70.D	Analyst:	Raines

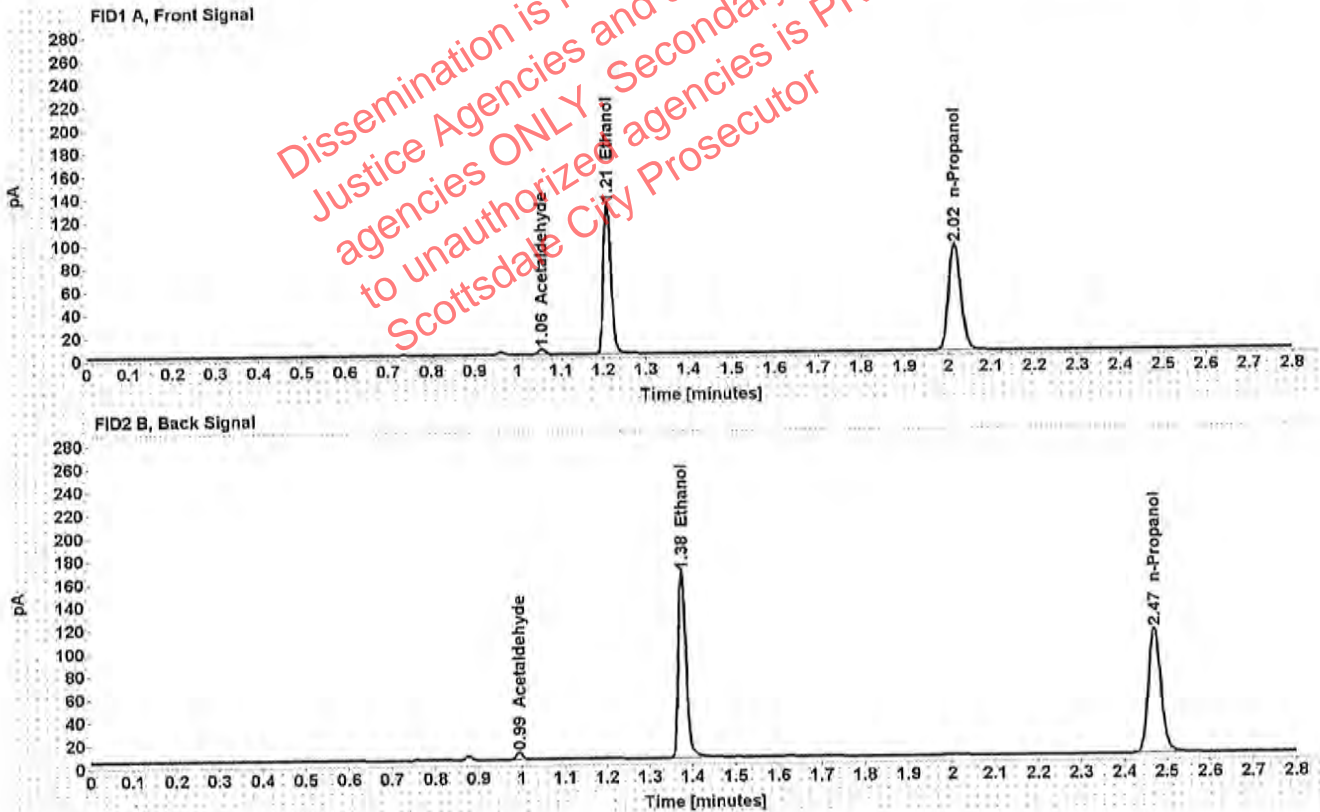


Table 1: FID 1 A (column DB-ALC1)

Compound	Amount (g/100mL)	Time (min)	Peak Area
Acetaldehyde	-----	1.055	4.679
>Ethanol	0.2485	1.210	166.241
n-Propanol	-----	2.016	184.414

Table 2: FID 2 B (column DB-ALC2)

Compound	Time (min)	Peak Area
Acetaldehyde	0.994	6.059
Ethanol	1.377	206.587
n-Propanol	2.471	223.923

### Scottsdale Police Department Crime Lab Volatiles Analysis

Sample:	1273878	Vial:	71
Description:	[REDACTED]	LIMS ID:	[REDACTED]
Method:	ethanol quant.M	Sequence:	16Jul19
Instrument:	US14173023 CN14160045	Injection date:	7/16/2019 10:12:22 PM
Data file:	C:\Chem32\1\Data\Raines\16Jul19\71.D	Analyst:	Raines

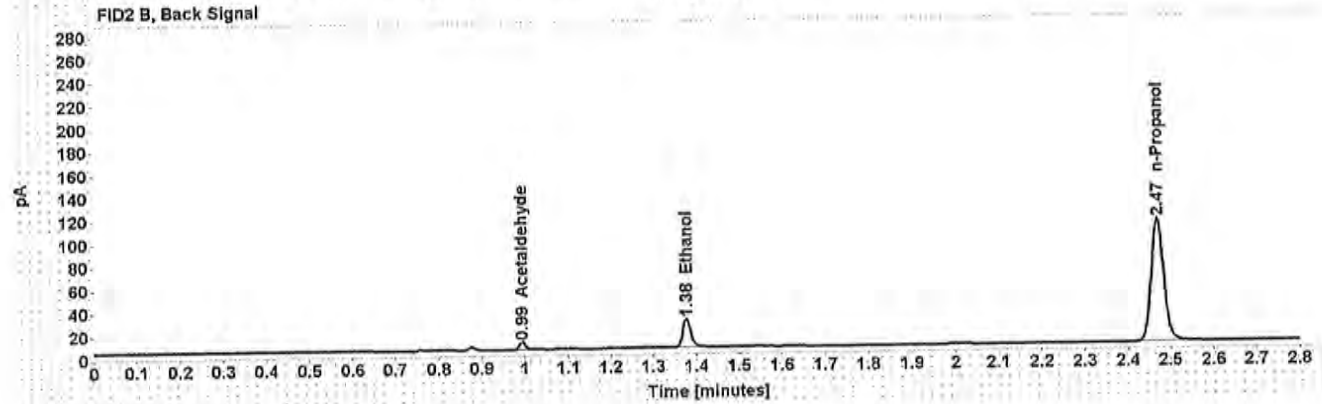
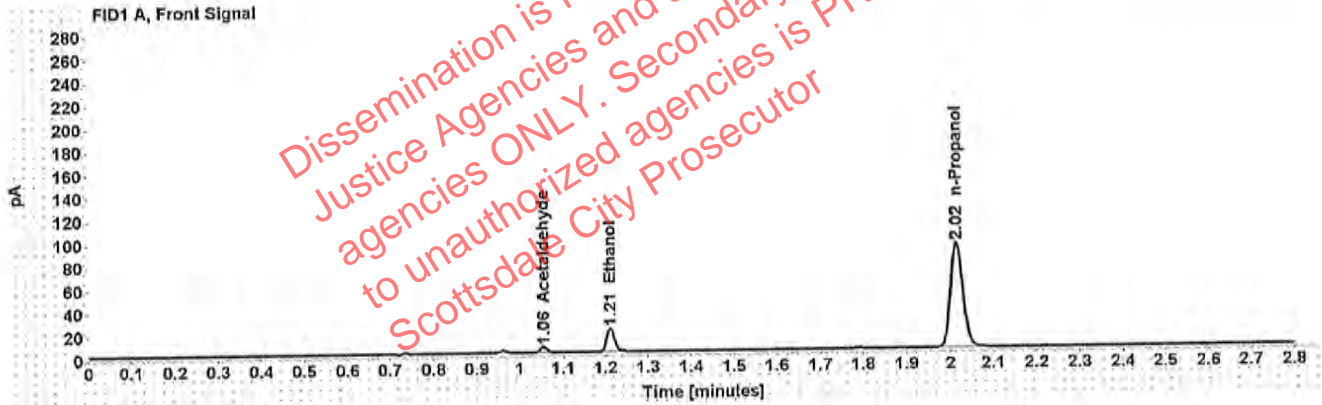


Table 1: FID 1 A (column DB-ALC1)

Compound	Amount (g/100mL)	Time (min)	Peak Area
Acetaldehyde	-----	1.055	4.912
>Ethanol	0.0395	1.211	26.186
n-Propanol	-----	2.015	181.169

Table 2: FID 2 B (column DB-ALC2)

Compound	Time (min)	Peak Area
Acetaldehyde	0.994	6.407
Ethanol	1.377	32.638
n-Propanol	2.470	219.448

### Scottsdale Police Department Crime Lab Volatiles Analysis

Sample:	1273878	Vial:	72
Description:	[REDACTED]	LIMS ID:	[REDACTED]
Method:	ethanol quant.M	Sequence:	16Jul19
Instrument:	US14173023 CN14160045	Injection date:	7/16/2019 10:16:21 PM
Data file:	C:\Chem32\1\Data\Raines\16Jul19\72.D	Analyst:	Raines

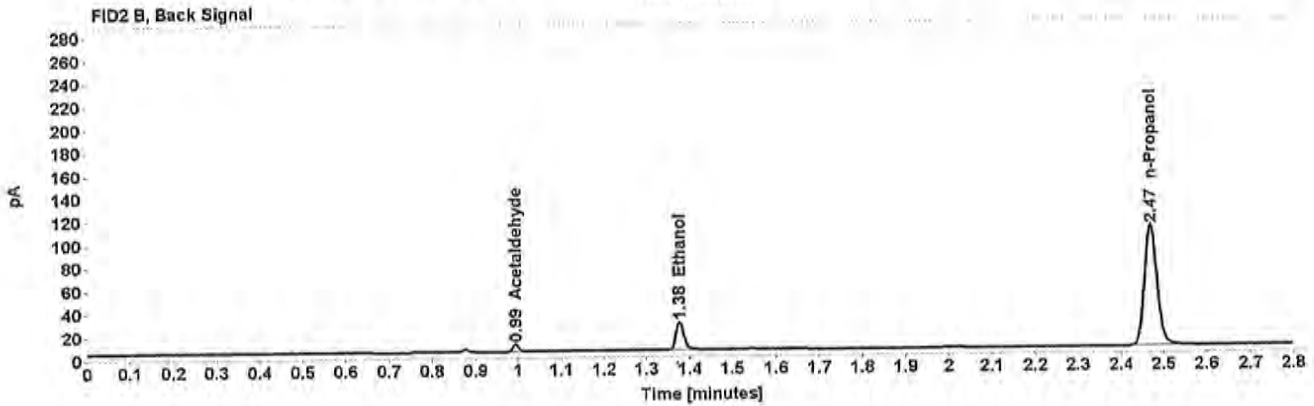
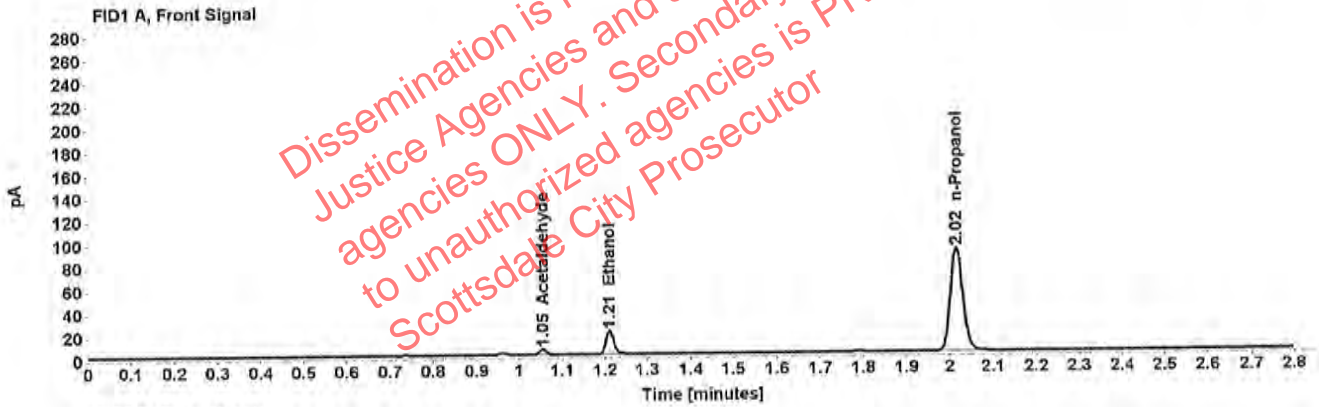


Table 1: FID 1 A (column DB-ALC1)

Compound	Amount (g/100mL)	Time (min)	Peak Area
Acetaldehyde	-----	1.055	4.865
>Ethanol	0.0394	1.211	25.765
n-Propanol	-----	2.015	178.471

Table 2: FID 2 B (column DB-ALC2)

Compound	Time (min)	Peak Area
Acetaldehyde	0.993	6.349
Ethanol	1.377	31.945
n-Propanol	2.470	216.062

### Scottsdale Police Department Crime Lab Volatiles Analysis

Sample:	1260460	Vial:	73
Description:	[REDACTED]	LIMS ID:	[REDACTED]
Method:	ethanol quant.M	Sequence:	16Jul19
Instrument:	US14173023 CN14160045	Injection date:	7/16/2019 10:20:35 PM
Data file:	C:\Chem32\1\Data\Raines\16Jul19\73.D	Analyst:	Raines

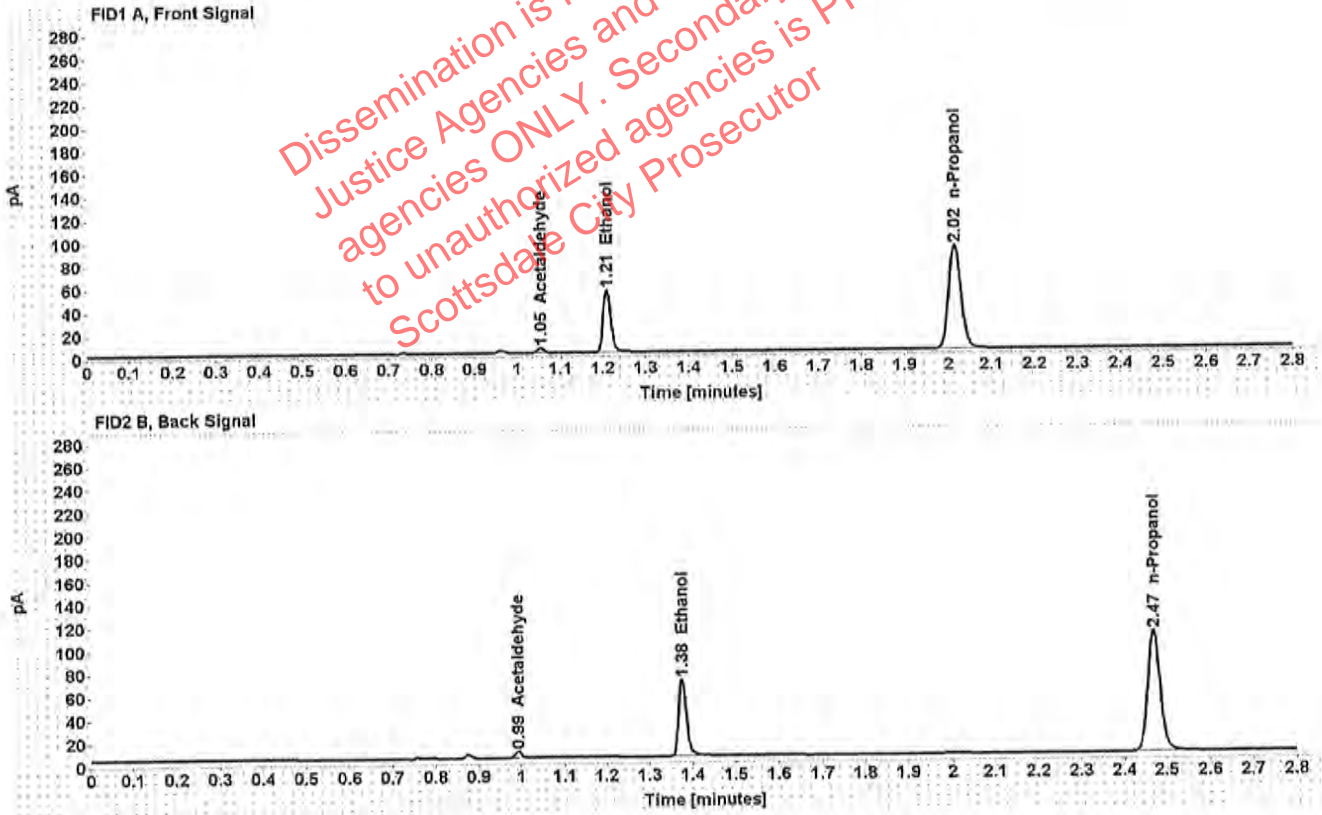


Table 1: FID 1 A (column DB-ALC1)

Compound	Amount (g/100mL)	Time (min)	Peak Area
Acetaldehyde	-----	1.055	4.088
>Ethanol	0.1075	1.210	69.998
n-Propanol	-----	2.015	179.054

Table 2: FID 2 B (column DB-ALC2)

Compound	Time (min)	Peak Area
Acetaldehyde	0.993	5.334
Ethanol	1.375	85.599
n-Propanol	2.469	216.812

### Scottsdale Police Department Crime Lab Volatiles Analysis

Sample:	1260460	Vial:	74
Description:	[REDACTED]	LIMS ID:	[REDACTED]
Method:	ethanol quant.M	Sequence:	16Jul19
Instrument:	US14173023 CN14160045	Injection date:	7/16/2019 10:24:35 PM
Data file:	C:\Chem32\1\Data\Raines\16Jul19\74.D	Analyst:	Raines

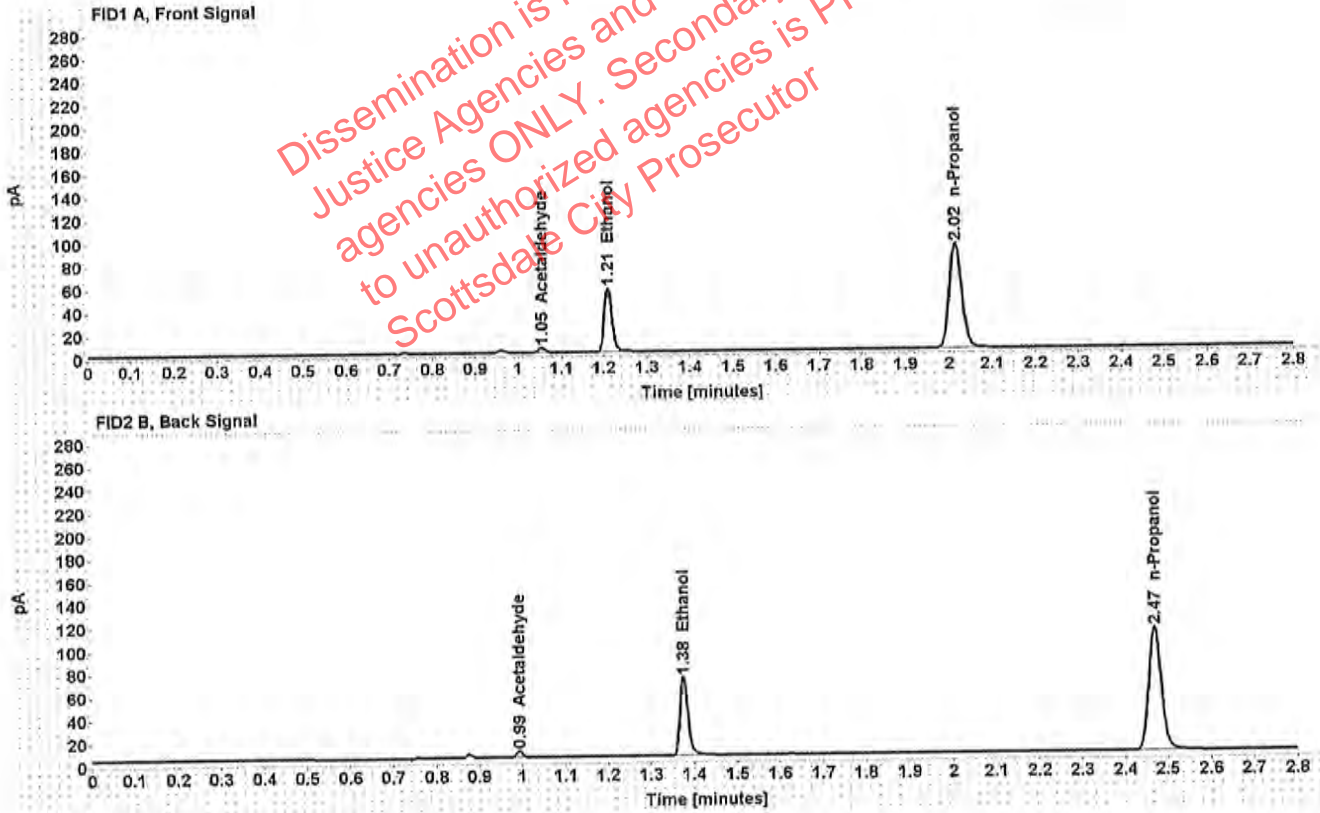


Table 1: FID 1 A (column DB-ALC1)

Compound	Amount (g/100mL)	Time (min)	Peak Area
Acetaldehyde	-----	1.055	4.079
>Ethanol	0.1076	1.210	71.288
n-Propanol	-----	2.015	182.164

Table 2: FID 2 B (column DB-ALC2)

Compound	Time (min)	Peak Area
Acetaldehyde	0.993	5.335
Ethanol	1.376	87.476
n-Propanol	2.470	221.081

### Scottsdale Police Department Crime Lab Volatiles Analysis

Sample:	1276973	Vial:	76
Description:	[REDACTED]	LIMS ID:	[REDACTED]
Method:	ethanol quant.M	Sequence:	16Jul19
Instrument:	US14173023 CN14160045	Injection date:	7/16/2019 10:32:36 PM
Data file:	C:\Chem32\1\Data\Raines\16Jul19\76.D	Analyst:	Raines

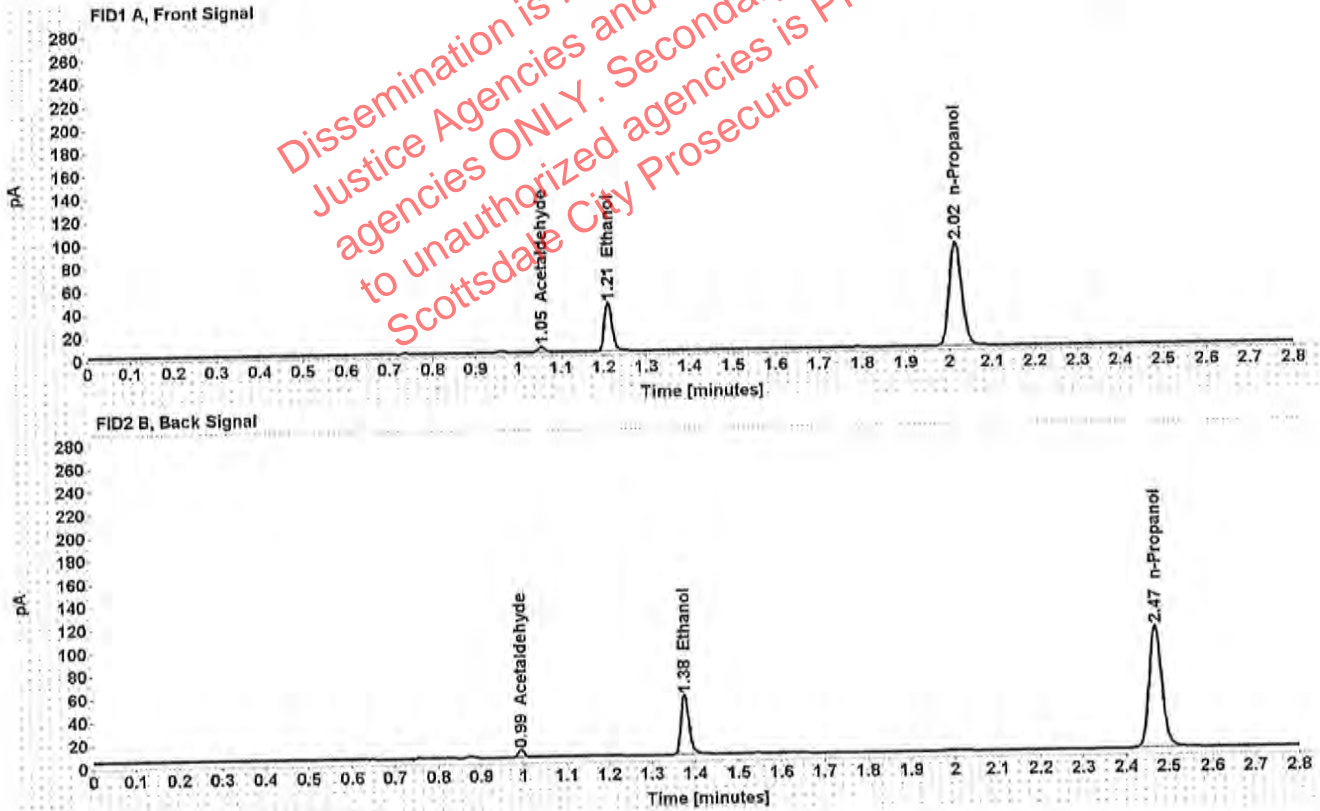


Table 1: FID 1 A (column DB-ALC1)

Compound	Amount (g/100mL)	Time (min)	Peak Area
Acetaldehyde	-----	1.055	4.631
>Ethanol	0.0818	1.210	53.779
n-Propanol	-----	2.015	180.557

Table 2: FID 2 B (column DB-ALC2)

Compound	Time (min)	Peak Area
Acetaldehyde	0.993	6.018
Ethanol	1.376	65.341
n-Propanol	2.470	218.499

### Scottsdale Police Department Crime Lab Volatiles Analysis

Sample:	1276973	Vial:	77
Description:	[REDACTED]	LIMS ID:	[REDACTED]
Method:	ethanol quant.M	Sequence:	16Jul19
Instrument:	US14173023 CN14160045	Injection date:	7/16/2019 10:36:34 PM
Data file:	C:\Chem32\1\Data\Raines\16Jul19\77.D	Analyst:	Raines

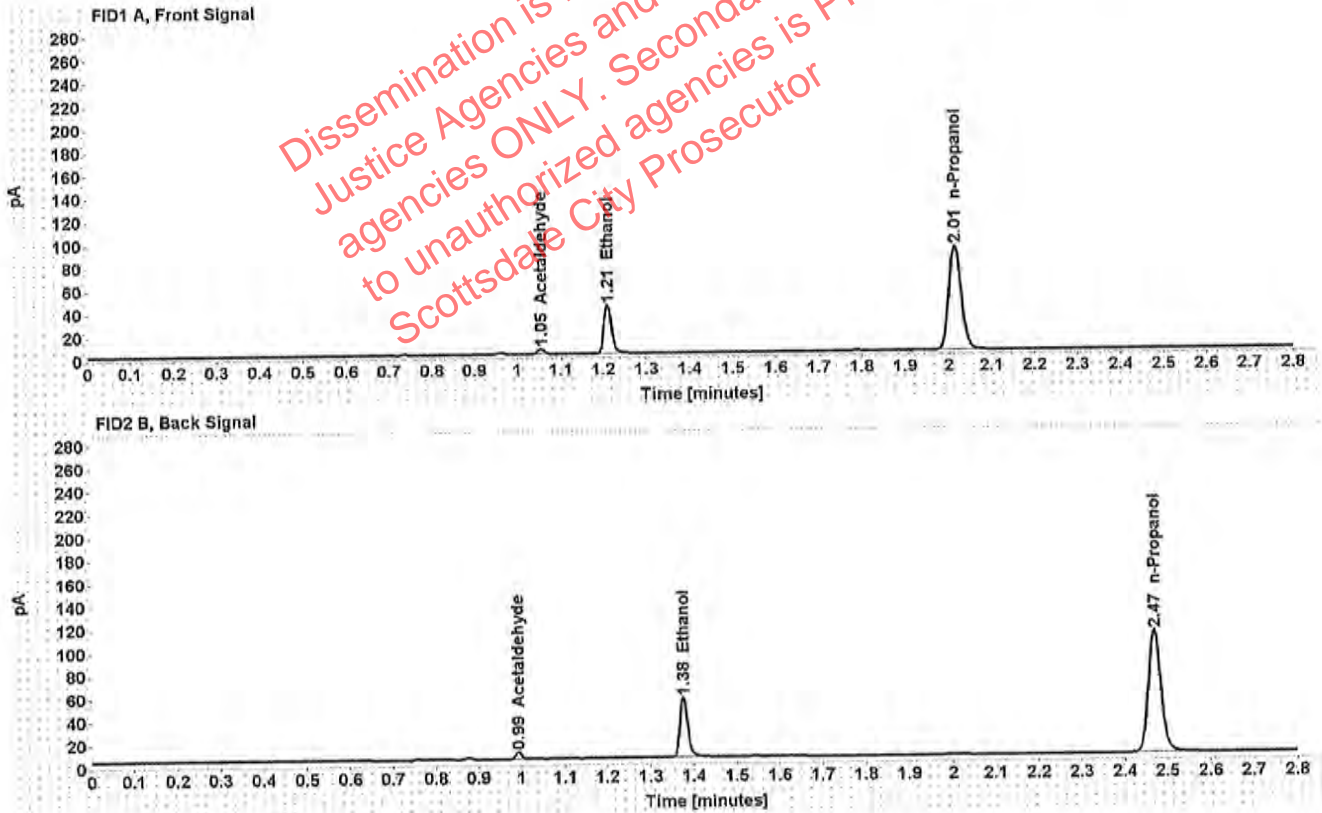


Table 1: FID 1 A (column DB-ALC1)

Compound	Amount (g/100mL)	Time (min)	Peak Area
Acetaldehyde	-----	1.055	4.570
>Ethanol	0.0823	1.210	54.245
n-Propanol	-----	2.015	180.965

Table 2: FID 2 B (column DB-ALC2)

Compound	Time (min)	Peak Area
Acetaldehyde	0.993	5.918
Ethanol	1.376	65.980
n-Propanol	2.469	219.307

Scottsdale Police Department Crime Lab Volatiles Analysis

Sample:	1263027	Vial:	78
Description:	[REDACTED]	CIMS ID:	[REDACTED]
Method:	ethanol quant.M	Sequence:	16Jul19
Instrument:	US14173023 CN14160045	Injection date:	7/16/2019 10:40:35 PM
Data file:	C:\Chem32\1\Data\Raines\16Jul19\78.D	Analyst:	Raines

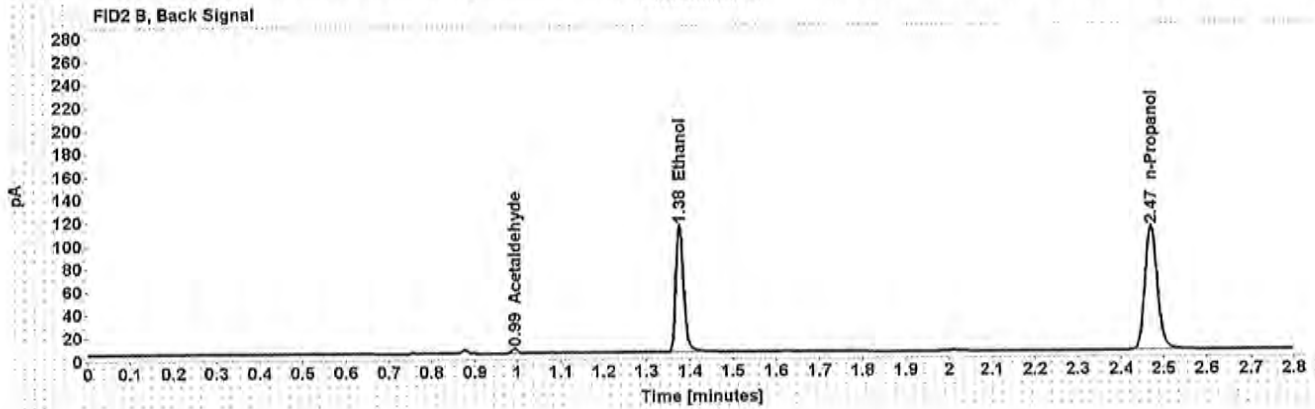
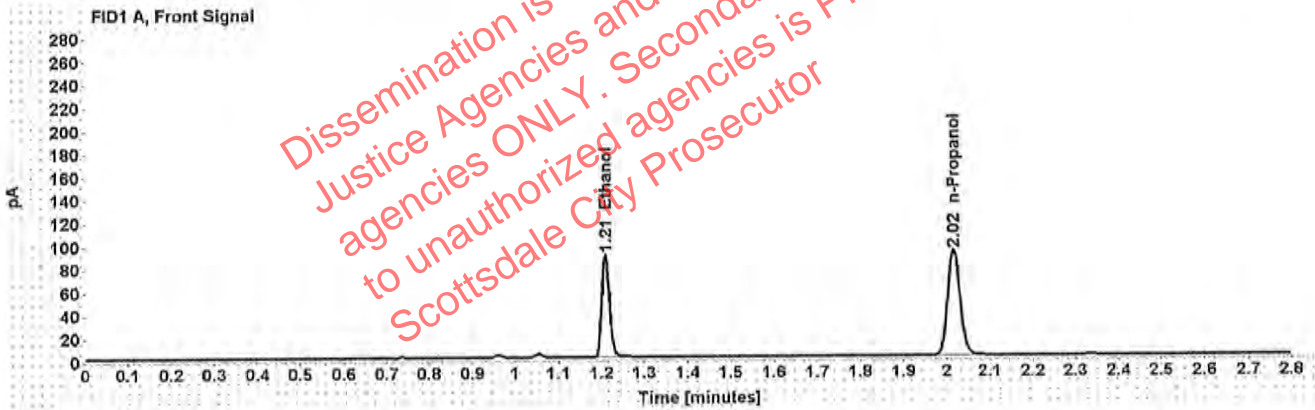


Table 1: FID 1 A (column DB-ALC1)

Compound	Amount (g/100mL)	Time (min)	Peak Area
>Ethanol	0.1724	1.210	114.247
n-Propanol	-----	2.016	182.558

Table 2: FID 2 B (column DB-ALC2)

Compound	Time (min)	Peak Area
Acetaldehyde	0.994	3.922
Ethanol	1.376	142.019
n-Propanol	2.470	221.892



### Scottsdale Police Department Crime Lab Volatiles Analysis

Sample:	1263027	Vial:	79
Description:	[REDACTED]	CIMS ID:	[REDACTED]
Method:	ethanol quant.M	Sequence:	16Jul19
Instrument:	US14173023 CN14160045	Injection date:	7/16/2019 10:44:51 PM
Data file:	C:\Chem32\1\Data\Raines\16Jul19\79.D	Analyst:	Raines

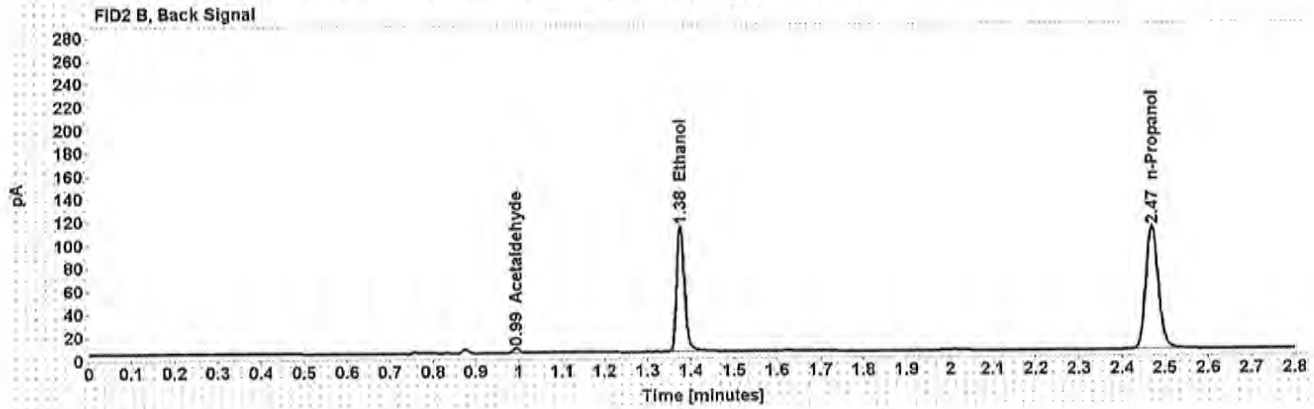
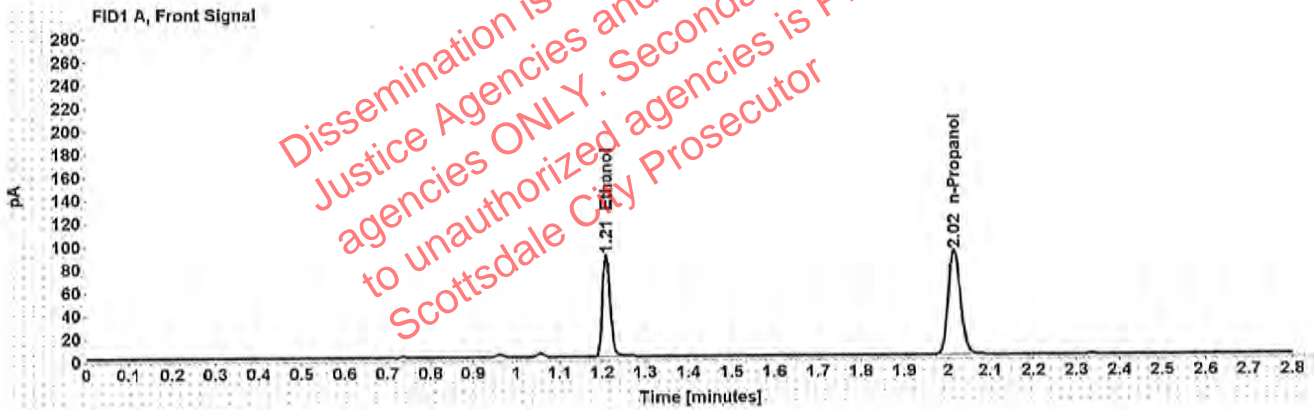


Table 1: FID 1 A (column DB-ALC1)

Compound	Amount (g/100mL)	Time (min)	Peak Area
>Ethanol	0.1721	1.210	113.061
n-Propanol	-----	2.015	180.998

Table 2: FID 2 B (column DB-ALC2)

Compound	Time (min)	Peak Area
Acetaldehyde	0.994	4.083
Ethanol	1.376	140.637
n-Propanol	2.470	219.300

### Scottsdale Police Department Crime Lab Volatiles Analysis

Sample:	1276465	Vial:	80
Description:	[REDACTED]	IMS ID:	[REDACTED]
Method:	ethanol quant.M	Sequence:	16Jul19
Instrument:	US14173023 CN14160045	Injection date:	7/16/2019 10:48:50 PM
Data file:	C:\Chem32\1\Data\Raines\16Jul19\80.D	Analyst:	Raines

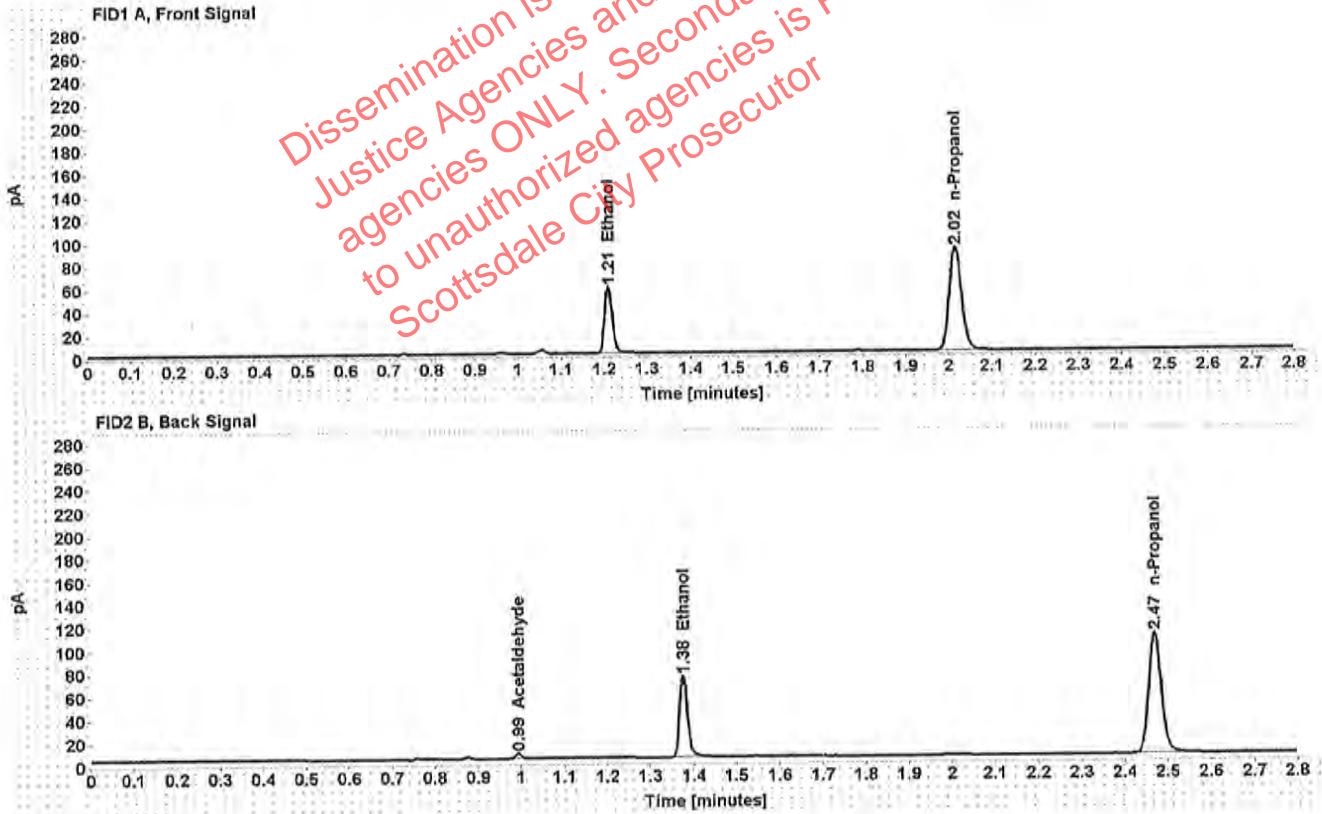


Table 1: FID 1 A (column DB-ALC1)

Compound	Amount (g/100mL)	Time (min)	Peak Area
>Ethanol	0.1138	1.210	73.737
n-Propanol	-----	2.015	178.174

Table 2: FID 2 B (column DB-ALC2)

Compound	Time (min)	Peak Area
Acetaldehyde	0.993	4.350
Ethanol	1.376	89.915
n-Propanol	2.470	215.871

: Raines, Melinda E. - (17-Jul-2019)

Case: [REDACTED] User: mraines 7/17/2019

### Scottsdale Police Department Crime Lab Volatiles Analysis

Sample:	1276465	Vial:	81
Description:	[REDACTED]	CIMS ID:	[REDACTED]
Method:	ethanol quant.M	Sequence:	16Jul19
Instrument:	US14173023 CN14160045	Injection date:	7/16/2019 10:52:52 PM
Data file:	C:\Chem32\1\Data\Raines\16Jul19\81.D	Analyst:	Raines

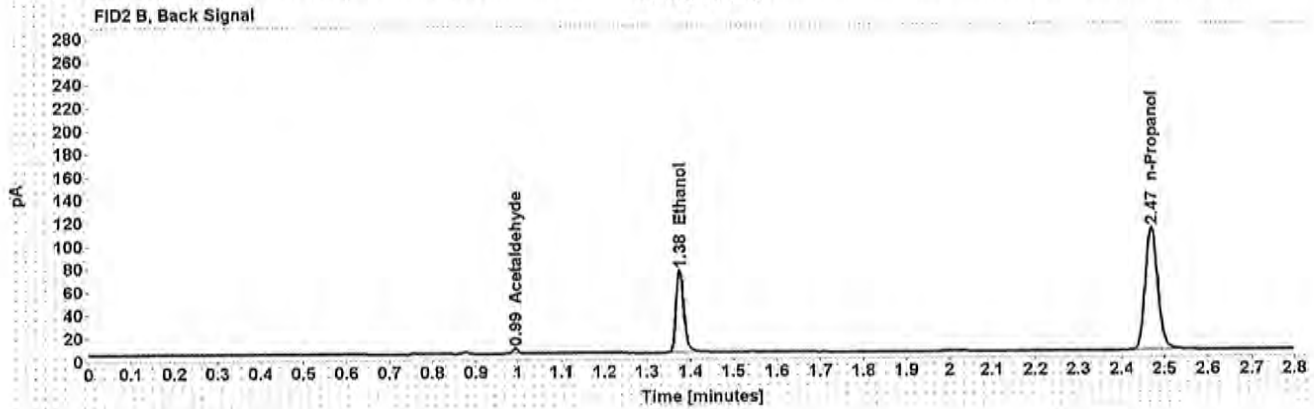
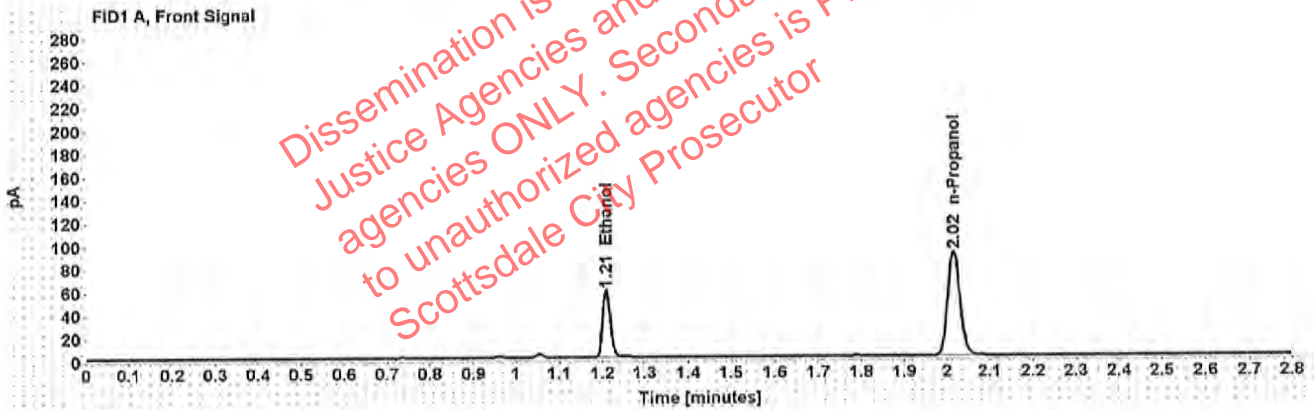


Table 1: FID 1 A (column DB-ALC1)

Compound	Amount (g/100mL)	Time (min)	Peak Area
>Ethanol	0.1139	1.210	74.850
n-Propanol	-----	2.015	180.761

Table 2: FID 2 B (column DB-ALC2)

Compound	Time (min)	Peak Area
Acetaldehyde	0.993	4.212
Ethanol	1.375	91.704
n-Propanol	2.470	219.287

### Scottsdale Police Department Crime Lab Volatiles Analysis

Sample:	1277039	Vial:	82
Description:	[REDACTED]	CIMS ID:	[REDACTED]
Method:	ethanol quant.M	Sequence:	16Jul19
Instrument:	US14173023 CN14160045	Injection date:	7/16/2019 10:56:50 PM
Data file:	C:\Chem32\1\Data\Raines\16Jul19\82.D	Analyst:	Raines

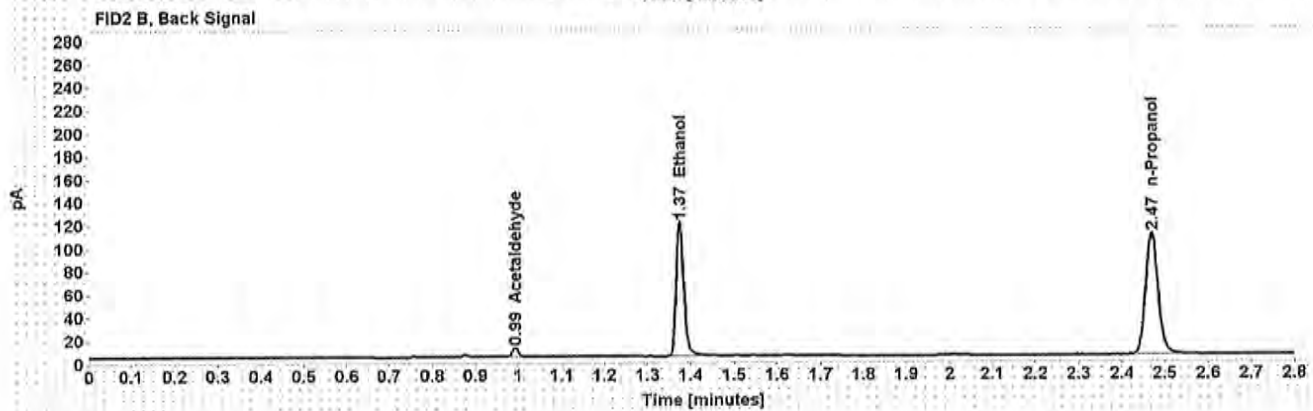
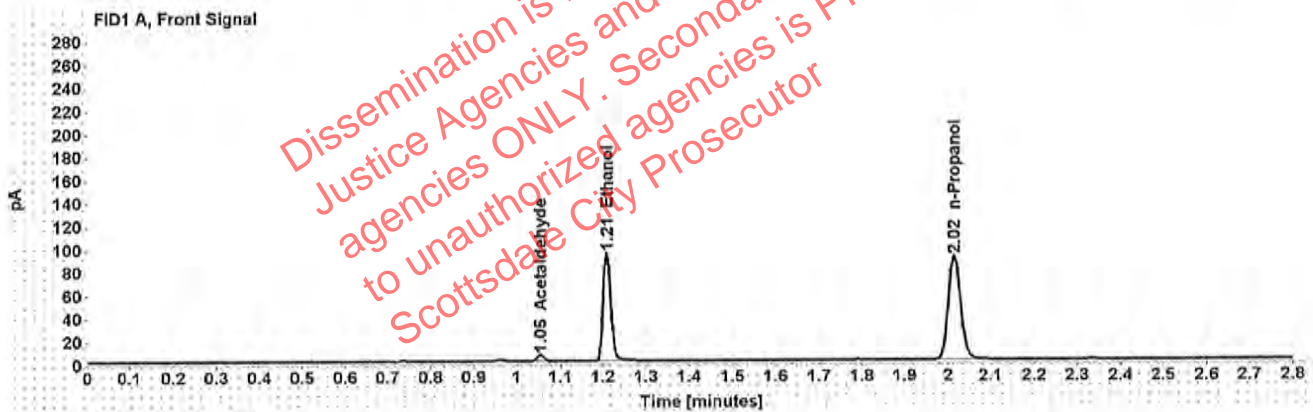


Table 1: FID 1 A (column DB-ALC1)

Compound	Amount (g/100mL)	Time (min)	Peak Area
Acetaldehyde	-----	1.055	5.656
>Ethanol	0.1852	1.209	120.306
n-Propanol	-----	2.015	178.975

Table 2: FID 2 B (column DB-ALC2)

Compound	Time (min)	Peak Area
Acetaldehyde	0.993	7.375
Ethanol	1.375	149.450
n-Propanol	2.469	217.141

### Scottsdale Police Department Crime Lab Volatiles Analysis

Sample:	1277039	Vial:	83
Description:	[REDACTED]	CIMS ID:	[REDACTED]
Method:	ethanol quant.M	Sequence:	16Jul19
Instrument:	US14173023 CN14160045	Injection date:	7/16/2019 11:00:49 PM
Data file:	C:\Chem32\1\Data\Raines\16Jul19\83.D	Analyst:	Raines

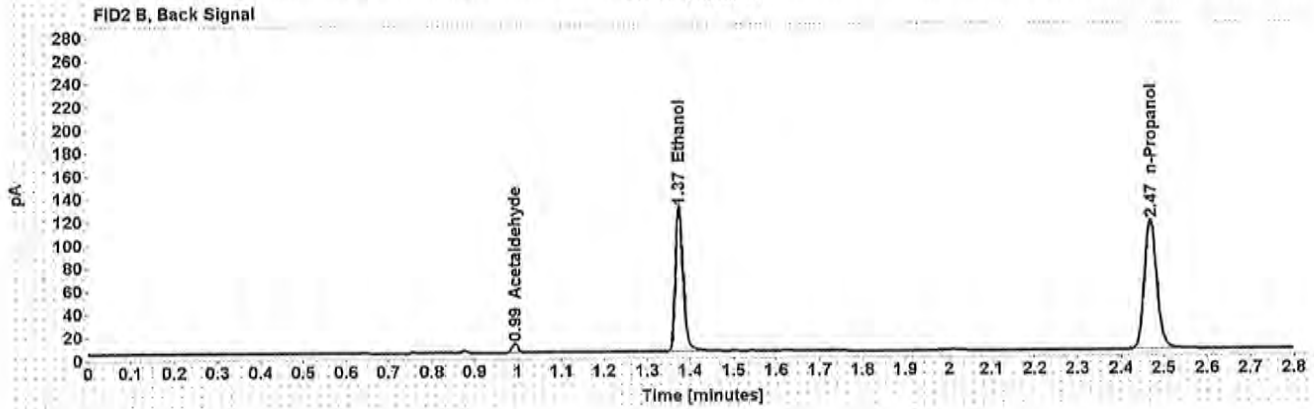
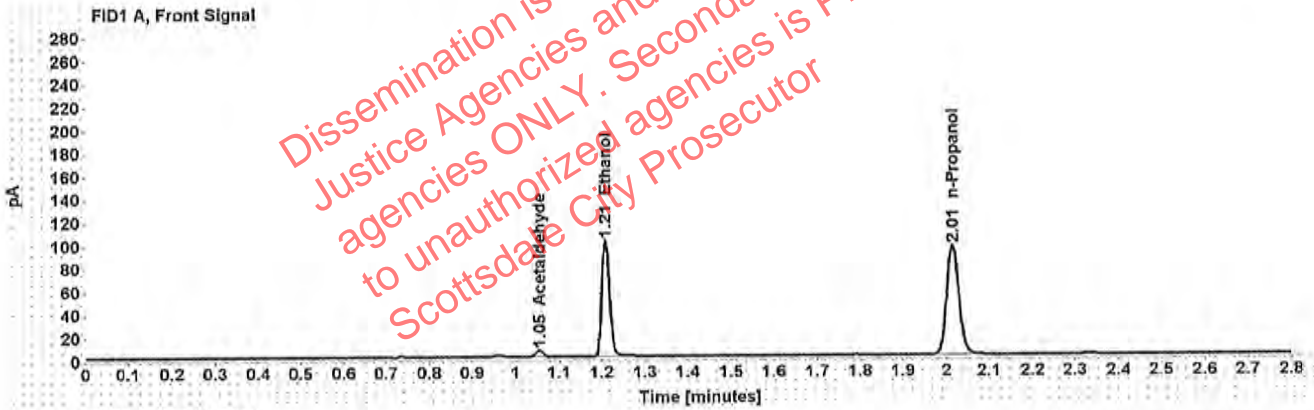


Table 1: FID 1 A (column DB-ALC1)

Compound	Amount (g/100mL)	Time (min)	Peak Area
Acetaldehyde	-----	1.055	5.886
>Ethanol	0.1877	1.209	129.279
n-Propanol	-----	2.015	189.812

Table 2: FID 2 B (column DB-ALC2)

Compound	Time (min)	Peak Area
Acetaldehyde	0.993	7.610
Ethanol	1.375	161.091
n-Propanol	2.469	230.722

### Scottsdale Police Department Crime Lab Volatiles Analysis

Sample:	1280376	Vial:	84
Description:	[REDACTED]	LIMS ID:	[REDACTED]
Method:	ethanol quant.M	Sequence:	16Jul19
Instrument:	US14173023 CN14160045	Injection date:	7/16/2019 11:04:50 PM
Data file:	C:\Chem32\1\Data\Raines\16Jul19\84.D	Analyst:	Raines

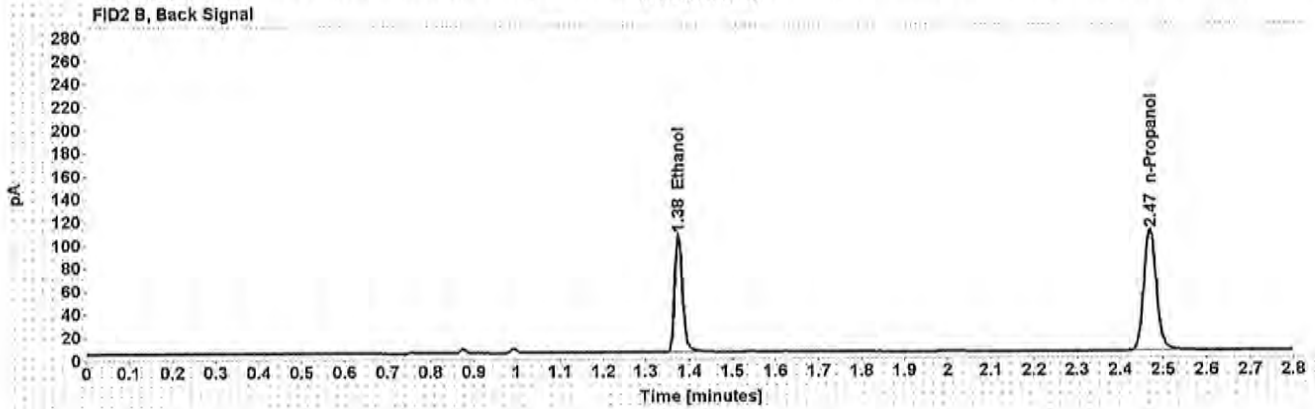
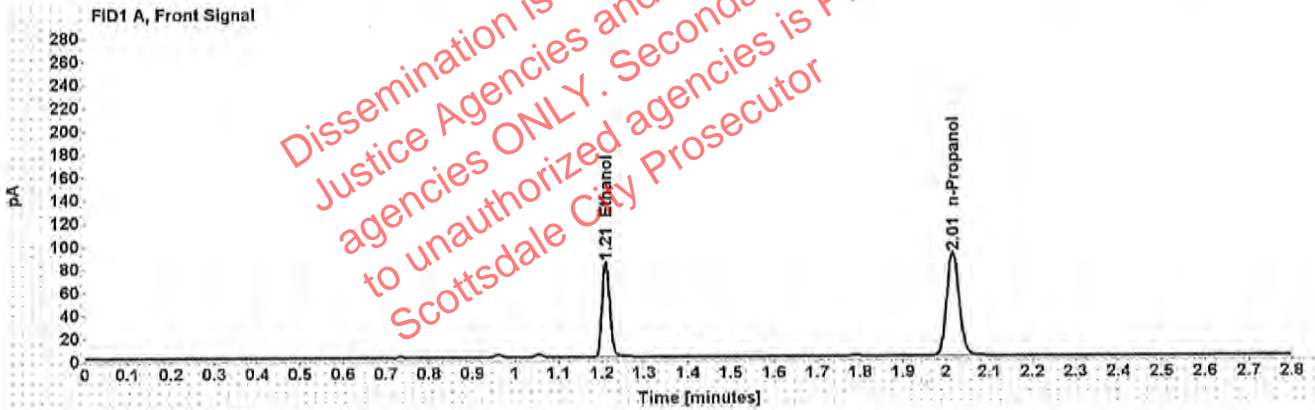


Table 1: FID 1 A (column DB-ALC1)

Compound	Amount (g/100mL)	Time (min)	Peak Area
>Ethanol	0.1627	1.209	105.499
n-Propanol	-----	2.015	178.619

Table 2: FID 2 B (column DB-ALC2)

Compound	Time (min)	Peak Area
Ethanol	1.375	131.277
n-Propanol	2.469	216.191

: Raines, Melinda E. - (17-Jul-2019)

Case [redacted] User: mraines 7/17/2019

### Scottsdale Police Department Crime Lab Volatiles Analysis

Sample:	1280376	Vial:	85
Description:	[redacted]	LIMS ID:	[redacted]
Method:	ethanol quant.M	Sequence:	16Jul19
Instrument:	US14173023 CN14160045	Injection date:	7/16/2019 11:09:05 PM
Data file:	C:\Chem32\1\Data\Raines\16Jul19\85.D	Analyst:	Raines

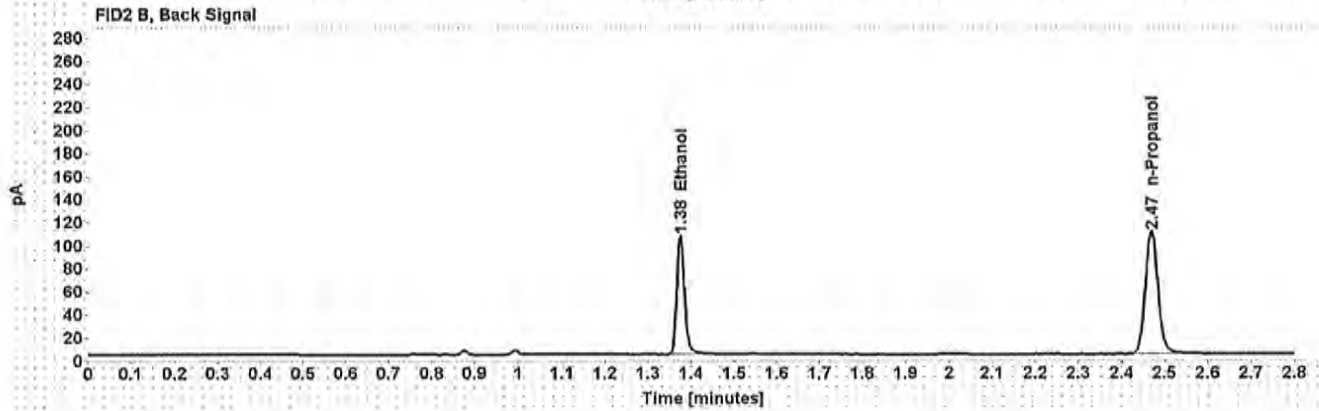
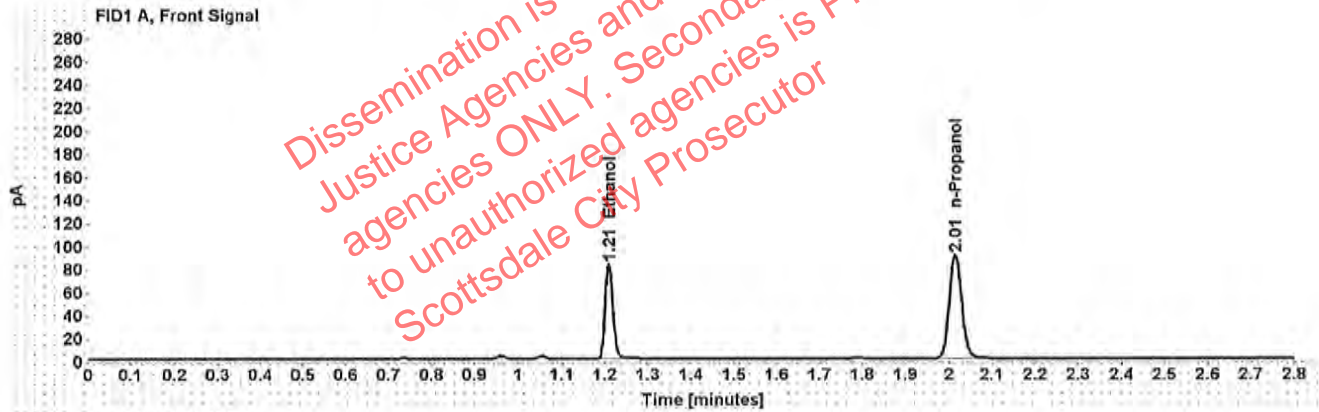


Table 1: FID 1 A (column DB-ALC1)

Compound	Amount (g/100mL)	Time (min)	Peak Area
>Ethanol	0.1623	1.209	106.514
n-Propanol	-----	2.015	180.708

Table 2: FID 2 B (column DB-ALC2)

Compound	Time (min)	Peak Area
Ethanol	1.375	132.372
n-Propanol	2.469	218.783