

# SCOTTSDALE POLICE DEPARTMENT CRIME LABORATORY BLOOD ALCOHOL FACE SHEET

ANALYSIS DATE 6/12/2018 SEQUENCE NAME 12Jun18

**EQUIPMENT**

Pipettor  Hamilton ML600EH7497  Hamilton ML600GJ10749  
 Gas Chromatograph  Agilent US14173023

**INSTRUMENT CALIBRATION**

Vial 1 0.02 calibrator Lot FN03241604 Coefficient of determination (r<sup>2</sup>)  
 Vial 2 0.10 calibrator Lot FN06181501 0.99999  
 Vial 3 0.20 calibrator Lot FN07201502  
 Vial 4 0.40 calibrator Lot FN11191402

**CALIBRATION VERIFICATION AND RESOLUTION TEST**

Vial	Sample	Expected result	Measured result	Manufacturer/lot
5	Blank	Not detected	Not detected	SPD lab 042518
6	Volatiles mixture	6 compounds	6 compounds	SPD lab 020917WLA
7	Aqueous control	0.400 g/dL	0.401 g/dL	Lipomed 08012015-C
8	Aqueous control	0.040 g/dL	0.040 g/dL	Lipomed 09022015-A
9	Blood control	0.198 g/dL	0.199 g/dL	ACQ 407041529/3
20	Aqueous control	0.080 g/dL	0.080 g/dL	Lipomed 28082014-B
31	Aqueous control	0.150 g/dL	0.152 g/dL	Lipomed 09022015-C
42	Blood control	0.198 g/dL	0.204 g/dL	ACQ 407041529/3
53	Aqueous control	0.080 g/dL	0.081 g/dL	Lipomed 28082014-B
64	Aqueous control	0.400 g/dL	0.410 g/dL	Lipomed 08012015-C
65	Aqueous control	0.040 g/dL	0.040 g/dL	Lipomed 09022015-A
66	Blood control	0.198 g/dL	0.205 g/dL	ACQ 407041529/3
67	Blank	Not detected	Not detected	SPD lab 042518

**SUBJECT SAMPLES**

Subjects in the sequence 25 Subjects requiring reanalysis 0

ADDITIONAL NOTES: All testing proceeded as expected.

Run valid  Run invalid  WABIS70 6/12/18 Analyst  
 Run valid  Run invalid  KOSEUKI 6/13/18 Technical Reviewer

# Scottsdale Police Department Crime Laboratory Sequence Quality Assurance Summary

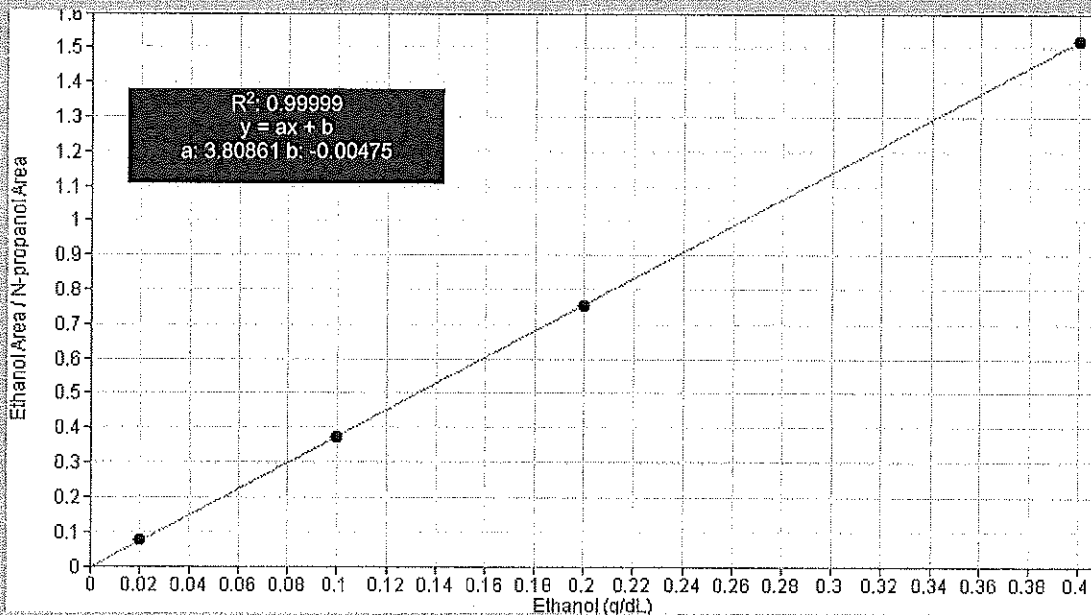
SEQUENCE NAME: 12Jun18

ANALYST: Adrlan <sup>WAA</sup>

Sample Name	Vial	Measured Value (g/dL)	Expected Value (g/dL)	Percent Difference	Absolute Difference (g/dL)
blank 042518	5	negative	negative	-	-
0.400 Lipomed 08012015-C	7	0.401	0.400	0.25	0.001
0.040 Lipomed 09022015-A	8	0.040	0.040	0.00	0.000
0.198 ACQ 407041529/3	9	0.199	0.198	0.51	0.001
0.080 Lipomed 28082014-B	20	0.080	0.080	0.00	0.000
0.150 Lipomed 09022015-C	31	0.152	0.150	1.33	0.002
0.198 ACQ 407041529/3	42	0.204	0.198	3.03	0.006
0.080 Lipomed 28082014-B	53	0.081	0.080	1.25	0.001
0.40 Lipomed 08012015-C	64	0.410	0.400	2.50	0.010
0.04 Lipomed 09022015-A	65	0.040	0.040	0.00	0.000
0.198 ACQ 407041529/3	66	0.205	0.198	3.54	0.007
blank 042518	67	negative	negative	-	-

Callibrator	Ethanol Area	N-propanol Area	Ratio
0.020	12.473	168.676	0.074
0.100	63.839	170.445	0.375
0.200	125.417	166.217	0.755
0.400	262.029	172.367	1.520

### Calibration Line



# Scottsdale Police Department Crime Lab Volatiles Analysis

NA

<b>Sample:</b> 0.020 Cerilliant FN03241604	<b>Item number:</b>
<b>Injection date:</b> 6/12/2018 9:39:50 AM	<b>Vial:</b> 1
<b>Method:</b> ethanol quant.M	<b>Sequence:</b> 12Jun18
<b>Instrument:</b> US14173023 CN14160045	<b>Analyst:</b> Adrian
<b>Data file:</b> C:\Chem32\1\Data\12Jun18\1.D	

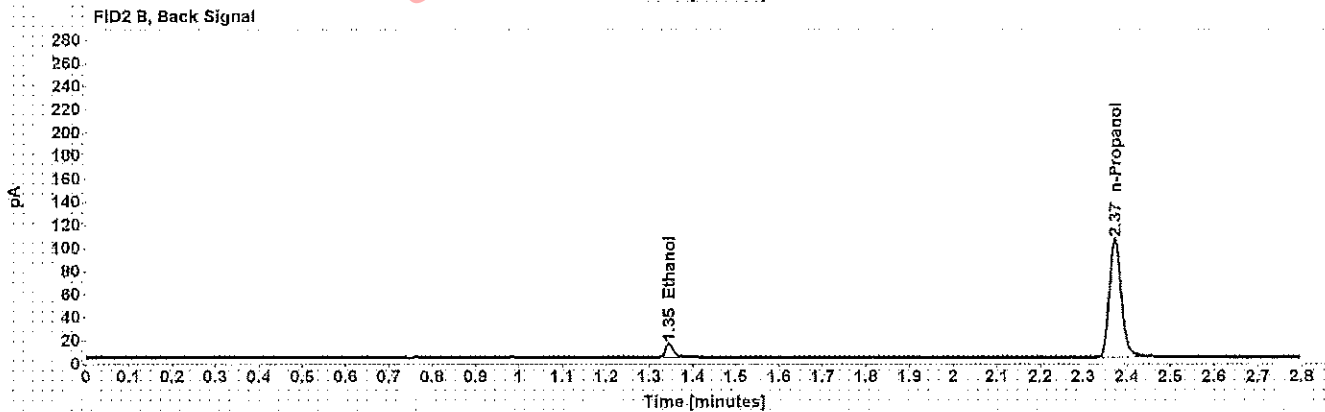
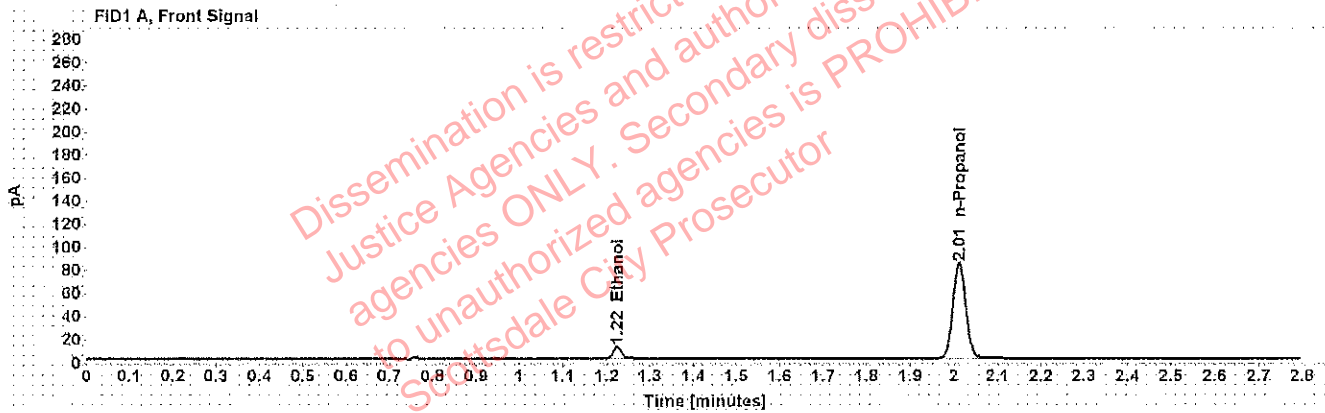


Table 1: FID 1 A (column DB-ALC1)

Compound	Time (min)	Peak Area
Ethanol	1.224	12.473
n-Propanol	2.011	168.676

Table 2: FID 2 B (column DB-ALC2)

Compound	Time (min)	Peak Area
Ethanol	1.345	14.434
n-Propanol	2.373	197.027

# Scottsdale Police Department Crime Lab Volatiles Analysis

MA

<b>Sample:</b> 0.100 Cerilliant FN06181501	<b>Item number:</b>
<b>Injection date:</b> 6/12/2018 9:43:50 AM	<b>Vial:</b> 2
<b>Method:</b> ethanol quant.M	<b>Sequence:</b> 12Jun18
<b>Instrument:</b> US14173023 CN14160045	<b>Analyst:</b> Adrian
<b>Data file:</b> C:\Chem32\1\Data\12Jun18\2.D	

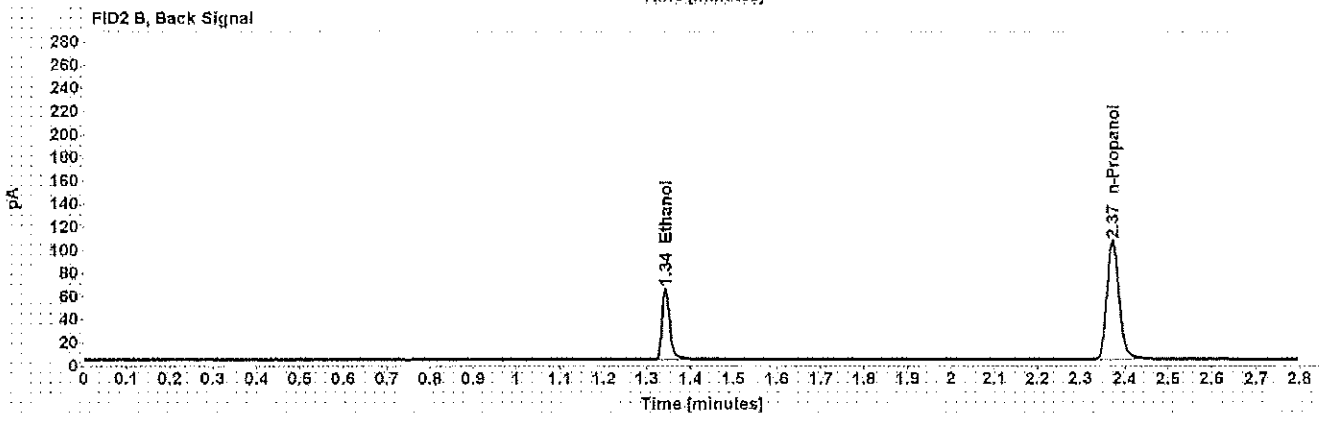
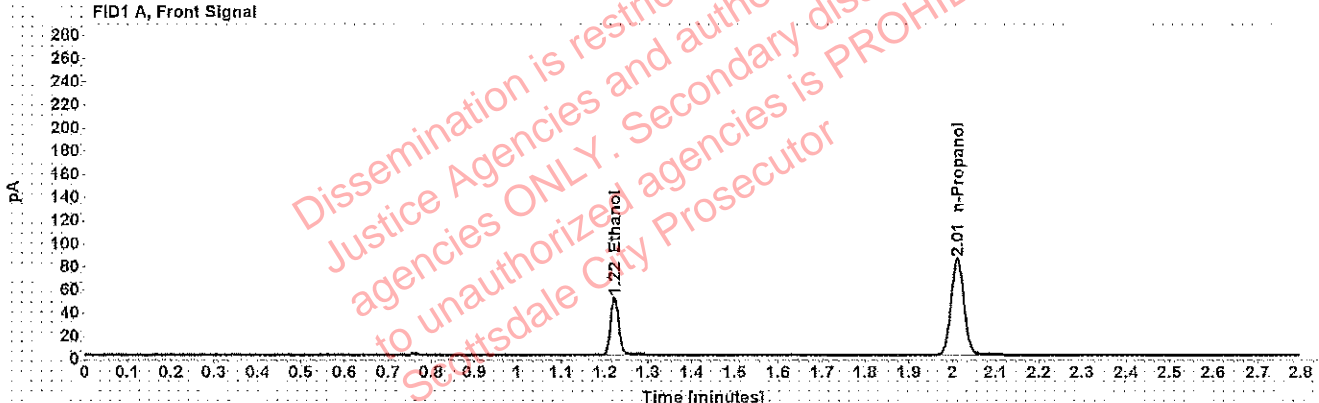


Table 1: FID 1 A (column DB-ALC1)

Compound	Time (min)	Peak Area
Ethanol	1.222	63.839
n-Propanol	2.011	170.445

Table 2: FID 2 B (column DB-ALC2)

Compound	Time (min)	Peak Area
Ethanol	1.342	75.680
n-Propanol	2.373	198.868

# Scottsdale Police Department Crime Lab Volatiles Analysis

WA

Sample: 0.200 Cerilliant FN07201502	Item number:
Injection date: 6/12/2018 9:47:50 AM	Vial: 3
Method: ethanol quant.M	Sequence: 12Jun18
Instrument: US14173023 CN14160045	Analyst: Adrian
Data file: C:\Chem32\1\Data\12Jun18\3.D	

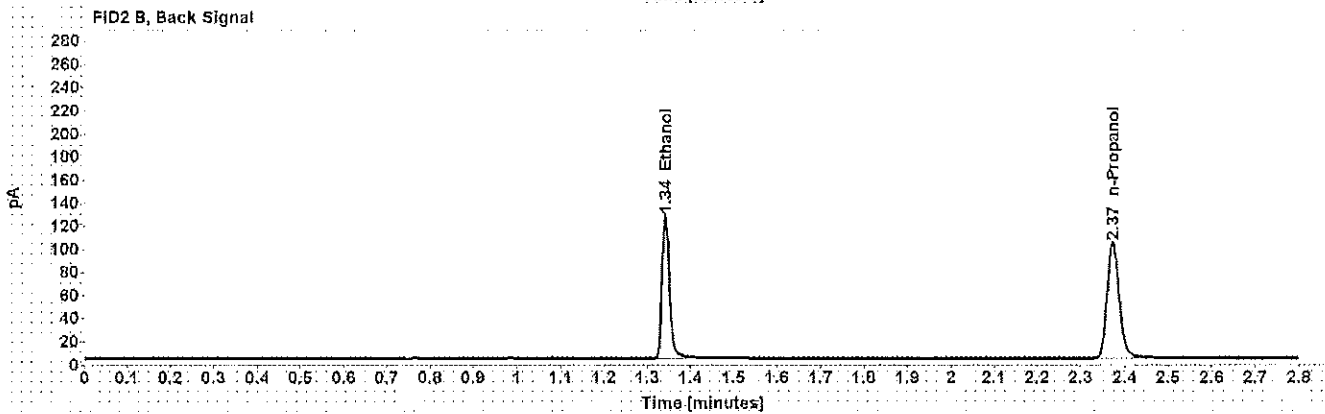
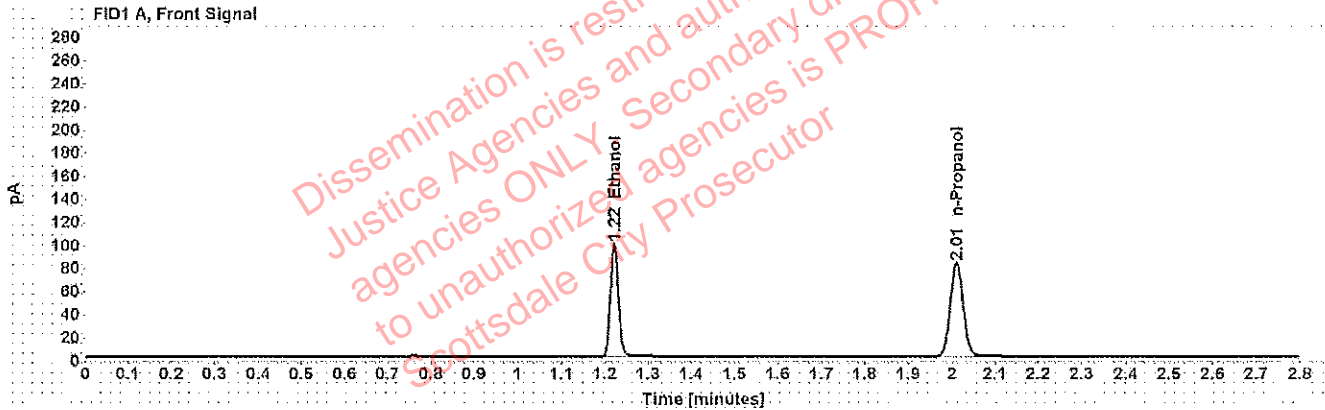


Table 1: FID 1 A (column DB-ALC1)

Compound	Time (min)	Peak Area
Ethanol	1.222	125.417
n-Propanol	2.011	166.217

Table 2: FID 2 B (column DB-ALC2)

Compound	Time (min)	Peak Area
Ethanol	1.342	149.416
n-Propanol	2.373	194.232

# Scottsdale Police Department Crime Lab Volatiles Analysis

WFA

Sample: 0.400 Cerilliant FN11191402	Item number:
Injection date: 6/12/2018 9:51:49 AM	Vial: 4
Method: ethanol quant.M	Sequence: 12Jun18
Instrument: US14173023 CN14160045	Analyst: Adrian
Data file: C:\Chem32\1\Data\12Jun18\4.D	

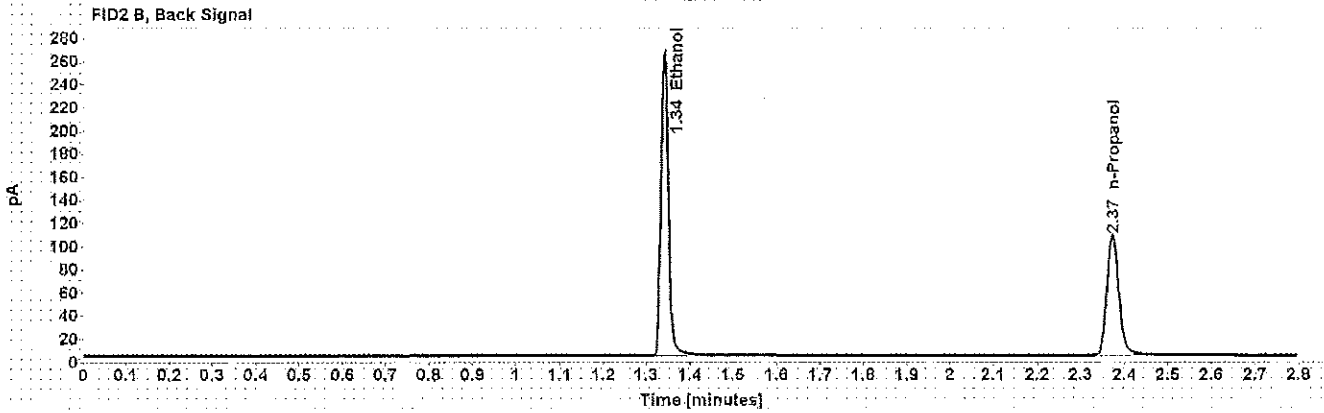
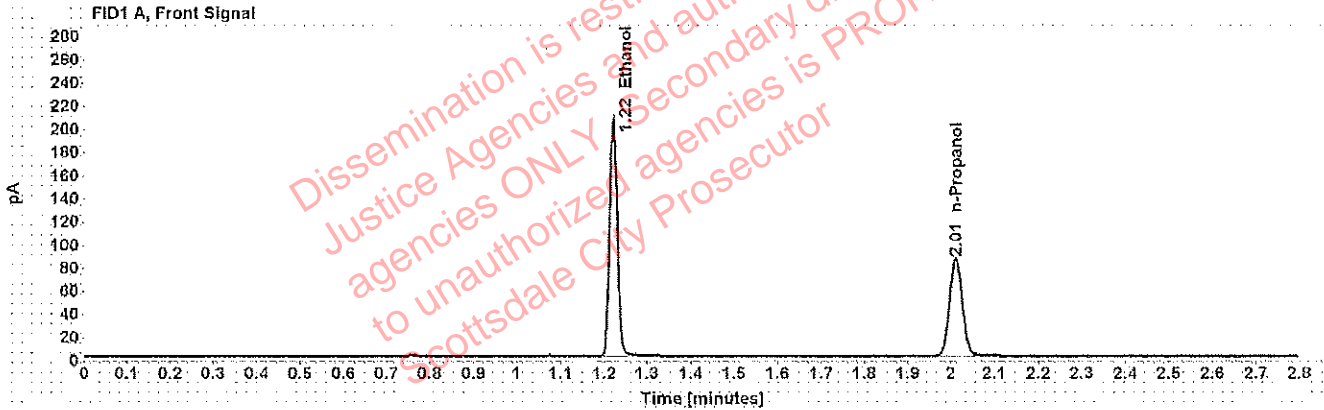


Table 1: FID 1 A (column DB-ALC1)

Compound	Time (min)	Peak Area
Ethanol	1.221	262.029
n-Propanol	2.011	172.367

Table 2: FID 2 B (column DB-ALC2)

Compound	Time (min)	Peak Area
Ethanol	1.341	314.050
n-Propanol	2.373	201.464

# Scottsdale Police Department Crime Lab Volatiles Analysis

WA

Sample: blank 042518	Item number:
Injection date: 6/12/2018 9:55:50 AM	Vial: 5
Method: ethanol quant.M	Sequence: 12Jun18
Instrument: US14173023 CN14160045	Analyst: Adrian
Data file: C:\Chem321\Data\12Jun18\5.D	

Dissemination is restricted to Criminal Justice Agencies and authorized agencies ONLY. Secondary dissemination to unauthorized agencies is PROHIBITED. Scottsdale City Prosecutor

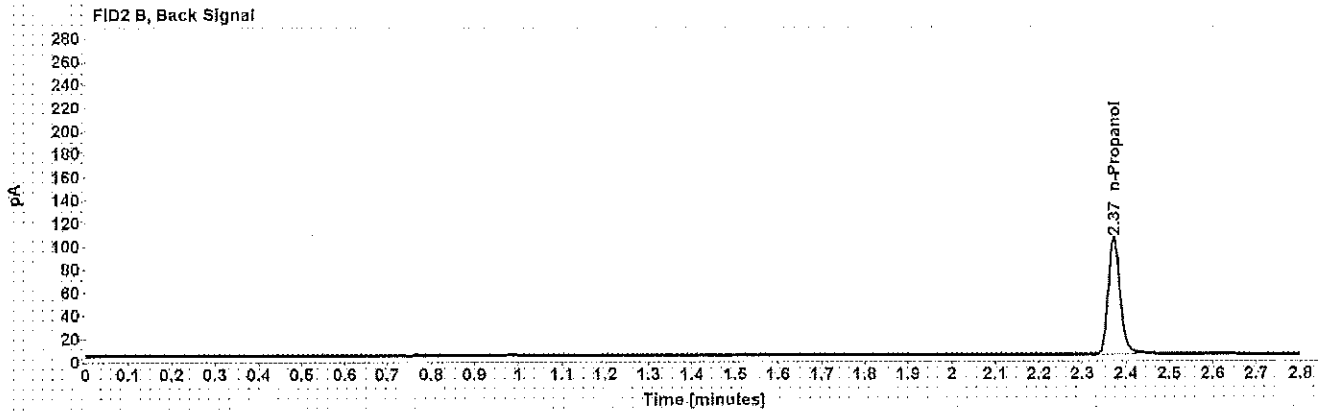
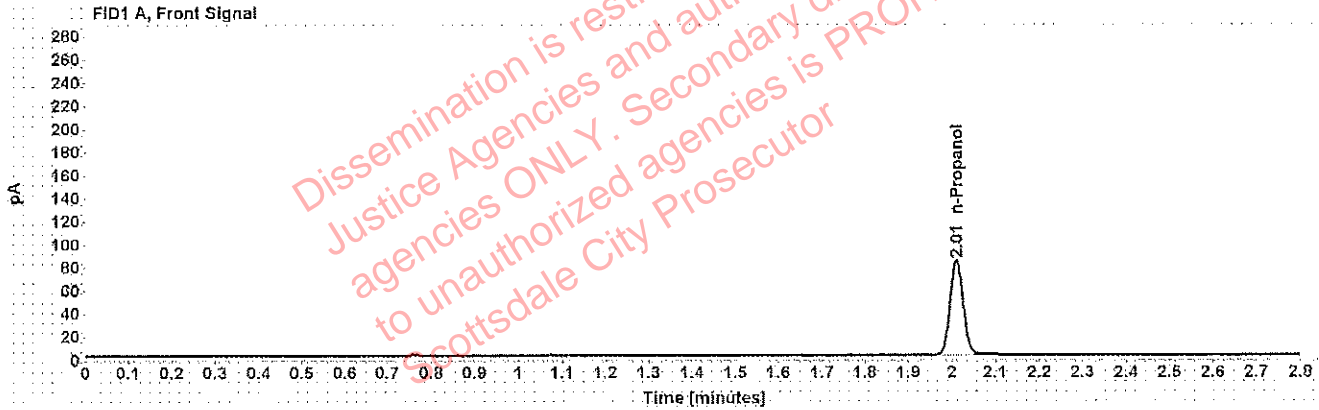


Table 1: FID 1 A (column DB-ALC1)

Compound	Amount (g/100mL)	Time (min)	Peak Area
n-Propanol	-----	2.011	167.669

Table 2: FID 2 B (column DB-ALC2)

Compound	Time (min)	Peak Area
n-Propanol	2.372	194.753

# Scottsdale Police Department Crime Lab Volatiles Analysis

WA

Sample: volatiles mix 020917 WLA	Item number:
Injection date: 6/12/2018 9:59:50 AM	Vial: 6
Method: ethanol quant.M	Sequence: 12Jun18
Instrument: US14173023 CN14160045	Analyst: Adrian
Data file: C:\Chem32\1\Data\12Jun18\6.D	

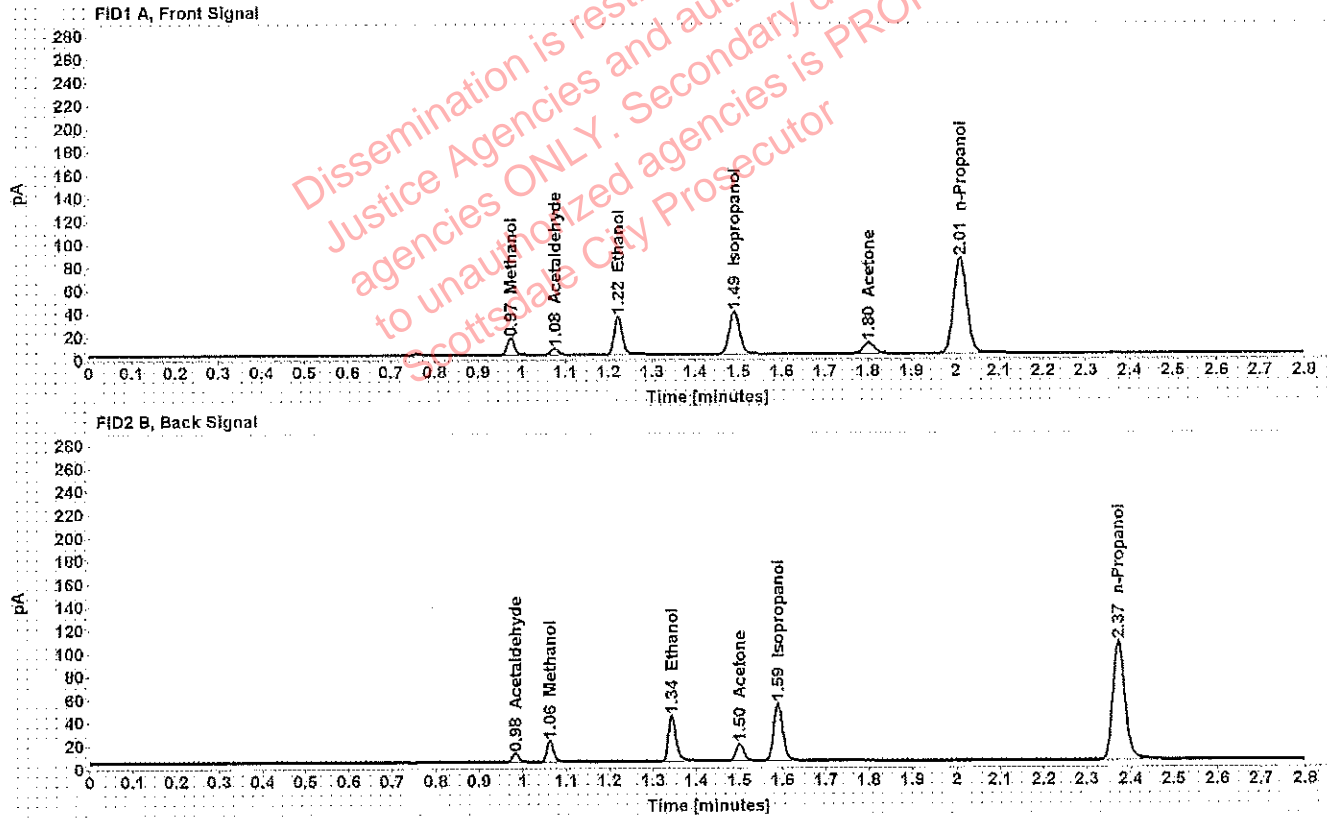


Table 1: FID 1 A (column DB-ALC1)

Compound	Amount (g/100mL)	Time (min)	Peak Area
Methanol	-----	0.975	16.115
Acetaldehyde	-----	1.076	5.539
>Ethanol	0.0658	1.222	41.732
Isopropanol	-----	1.491	60.318
Acetone	-----	1.801	16.222
n-Propanol	-----	2.011	169.768

Table 2: FID 2 B (column DB-ALC2)

Compound	Time (min)	Peak Area
Acetaldehyde	0.982	6.983
Methanol	1.062	19.309
Ethanol	1.343	48.850
Acetone	1.501	18.436
Isopropanol	1.588	71.997
n-Propanol	2.373	198.123



# Scottsdale Police Department Crime Lab Volatiles Analysis

MA

Sample: 0.400 Lipomed 08012015-C	Item number:
Injection date: 6/12/2018 10:04:04 AM	Vial: 7
Method: ethanol quant.M	Sequence: 12Jun18
Instrument: US14173023 CN14160045	Analyst: Adrian
Data file: C:\Chem32\1\Data\12Jun18\7.D	

Dissemination is restricted to Criminal Justice Agencies and authorized NOA's. Agencies ONLY secondary dissemination to unauthorized agencies is PROHIBITED. Scottsdale City Prosecutor

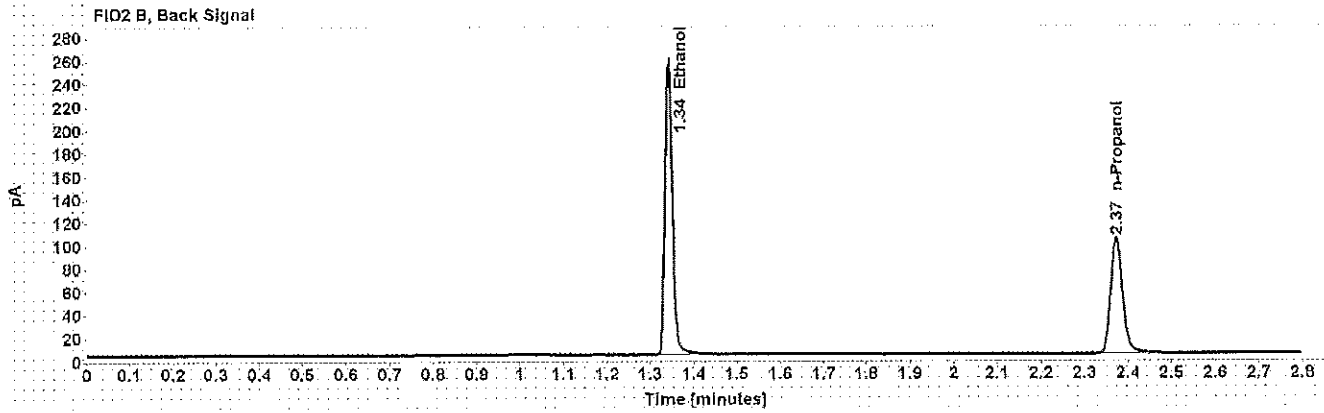
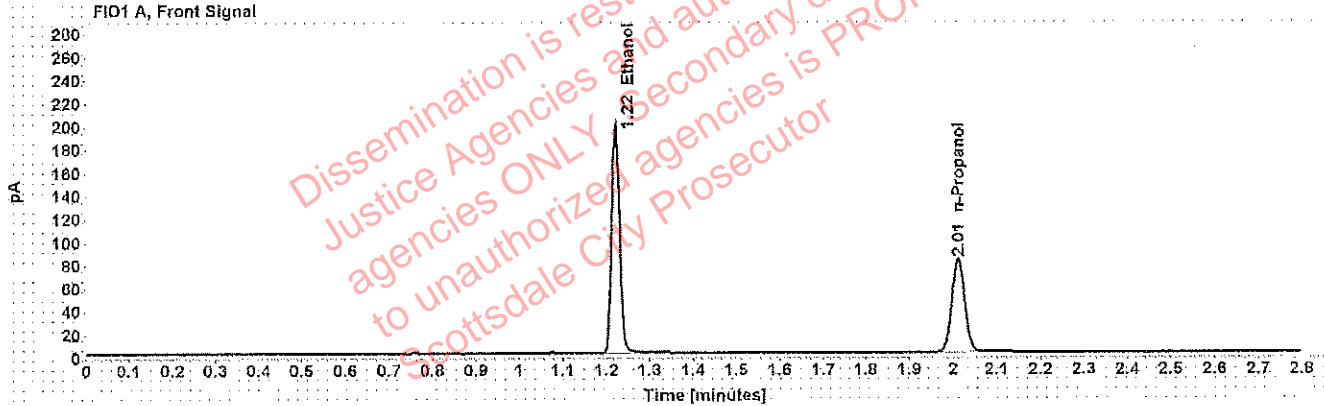


Table 1: FID 1 A (column DB-ALC1)

Compound	Amount (g/100mL)	Time (min)	Peak Area
>Ethanol	0.4015	1.221	252.263
n-Propanol	-----	2.011	165.477

Table 2: FID 2 B (column DB-ALC2)

Compound	Time (min)	Peak Area
Ethanol	1.341	301.937
n-Propanol	2.373	193.199

# Scottsdale Police Department Crime Lab Volatiles Analysis

WA

Sample: 0.040 Lipomed 09022015-A	Item number:
Injection date: 6/12/2018 10:08:04 AM	Vial: 8
Method: ethanol quant.M	Sequence: 12Jun18
Instrument: US14173023 CN14160045	Analyst: Adrian
Data file: C:\Chem3211\Data\12Jun18\8.D	

Dissemination is restricted to Criminal Justice Agencies and authorized agencies ONLY. Secondary dissemination to unauthorized agencies is PROHIBITED. Scottsdale City Prosecutor

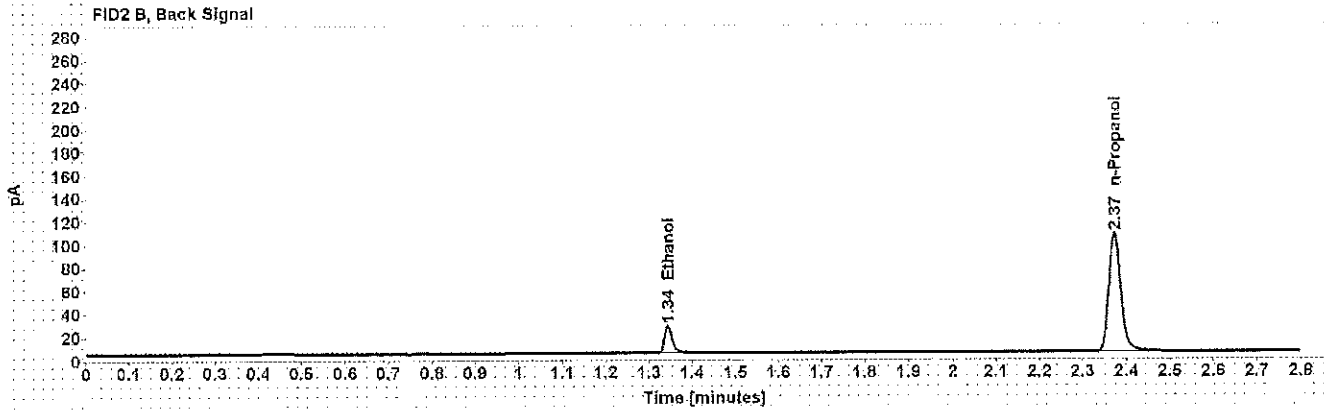
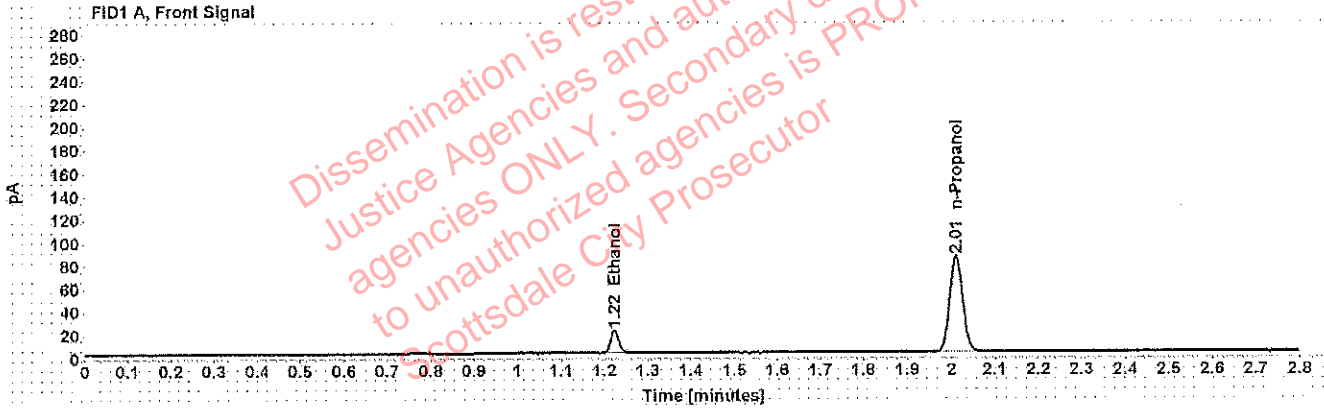


Table 1: FID 1 A (column DB-ALC1)

Compound	Amount (g/100mL)	Time (min)	Peak Area
>Ethanol	0.0401	1.223	25.190
n-Propanol	-----	2.011	170.149

Table 2: FID 2 B (column DB-ALC2)

Compound	Time (min)	Peak Area
Ethanol	1.344	29.226
n-Propanol	2.373	198.320

# Scottsdale Police Department Crime Lab Volatiles Analysis

WAA

Sample: 0.198 ACQ 407041529/3	Item number:
Injection date: 6/12/2018 10:12:05 AM	Vial: 9
Method: ethanol quant.M	Sequence: 12Jun18
Instrument: US14173023 CN14160045	Analyst: Adrian
Data file: C:\Chem32\1\Data\12Jun18\9.D	

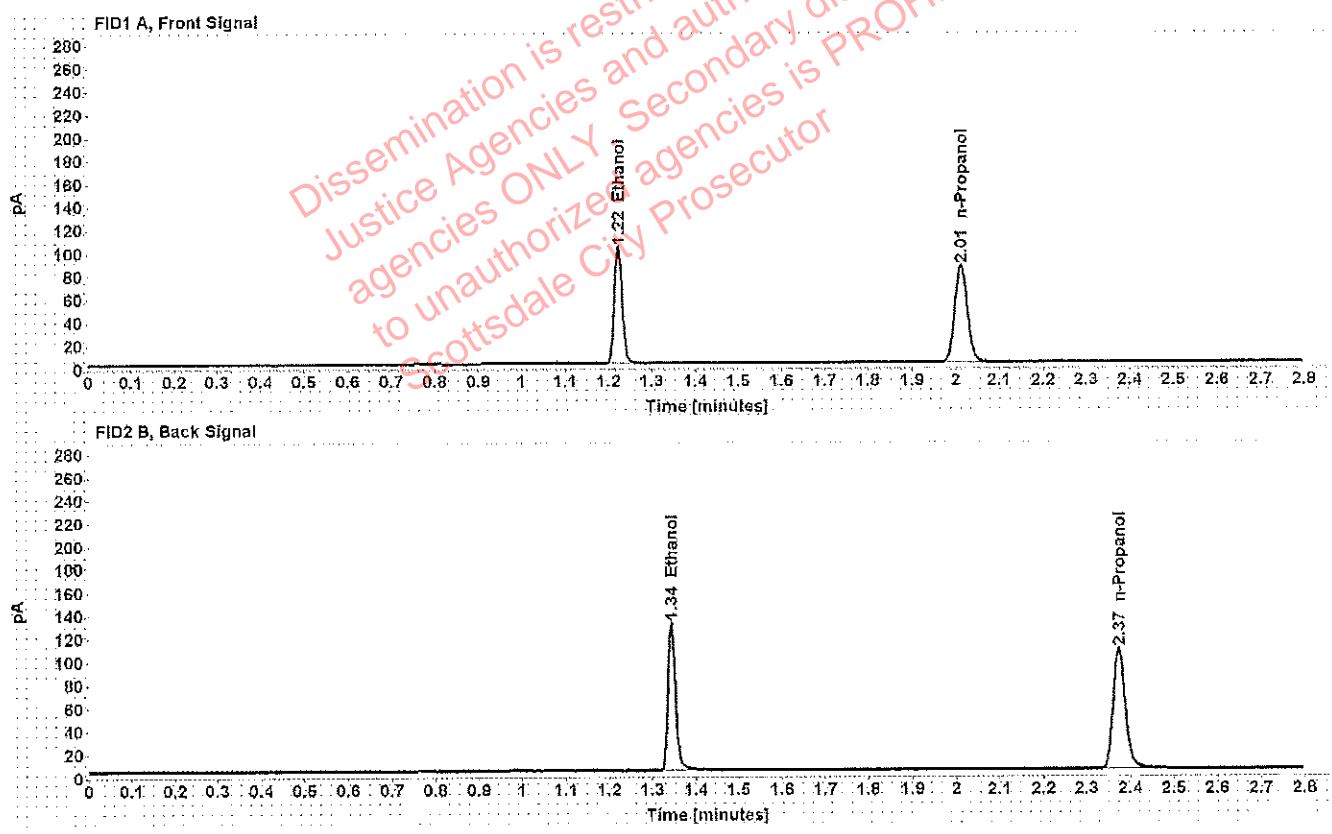


Table 1: FID 1 A (column DB-ALC1)

Compound	Amount (g/100mL)	Time (min)	Peak Area
>Ethanol	0.1993	1.223	130.308
n-Propanol	-----	2.012	172.751

Table 2: FID 2 B (column DB-ALC2)

Compound	Time (min)	Peak Area
Ethanol	1.343	155.171
n-Propanol	2.374	201.307

# Scottsdale Police Department Crime Lab Volatiles Analysis

WAB

Sample:	0.080 Lipomed 28082014-B	Item number:	
Injection date:	6/12/2018 10:56:34 AM	Vial:	20
Method:	ethanol quant.M	Sequence:	12Jun18
Instrument:	US14173023 CN14160045	Analyst:	Adrian
Data file:	C:\Chem32\1\Data\12Jun18\20.D		

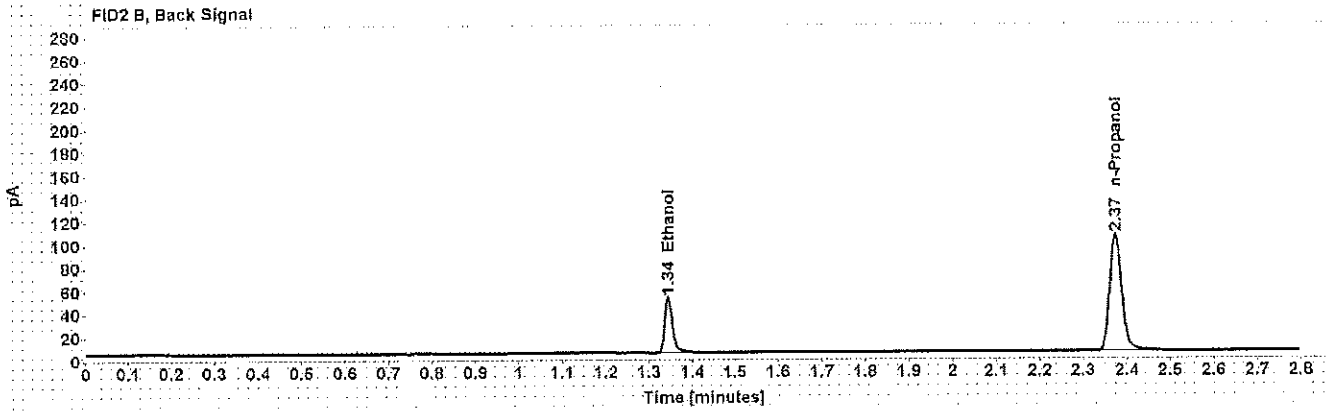
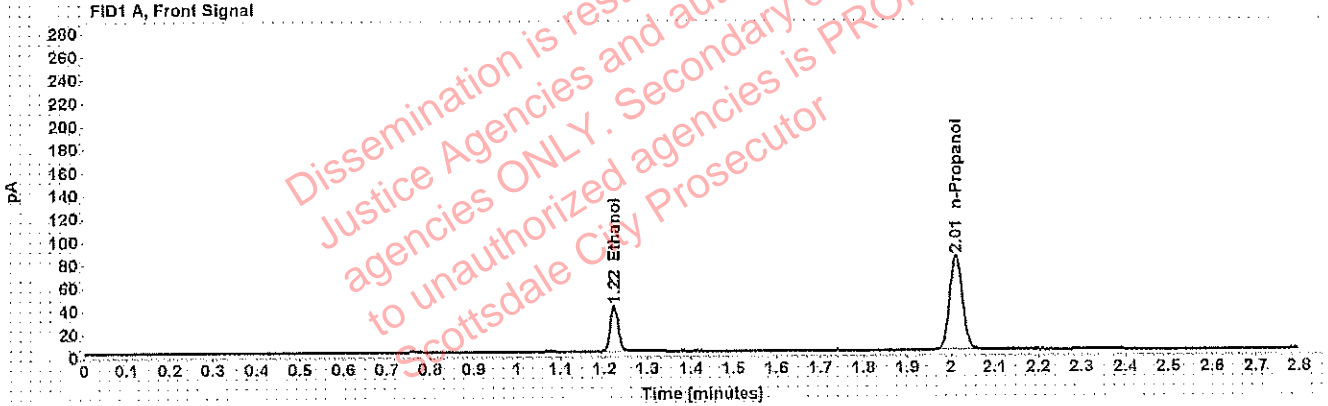


Table 1: FID 1 A (column DB-ALC1)

Compound	Amount (g/100mL)	Time (min)	Peak Area
>Ethanol	0.0807	1.223	50.393
n-Propanol	-----	2.011	166.602

Table 2: FID 2 B (column DB-ALC2)

Compound	Time (min)	Peak Area
Ethanol	1.344	59.520
n-Propanol	2.373	194.753

# Scottsdale Police Department Crime Lab Volatiles Analysis

WVA

Sample: 0.150 Lipomed 09022015-C	Item number:
Injection date: 6/12/2018 11:41:04 AM	Vial: 31
Method: ethanol quant.M	Sequence: 12Jun18
Instrument: US14173023 CN14160045	Analyst: Adrian
Data file: C:\Chem32\1\Data\12Jun18\31.D	

Dissemination is restricted to Criminal Justice Agencies and authorized agencies ONLY. Secondary dissemination to unauthorized agencies is PROHIBITED. Scottsdale City Prosecutor

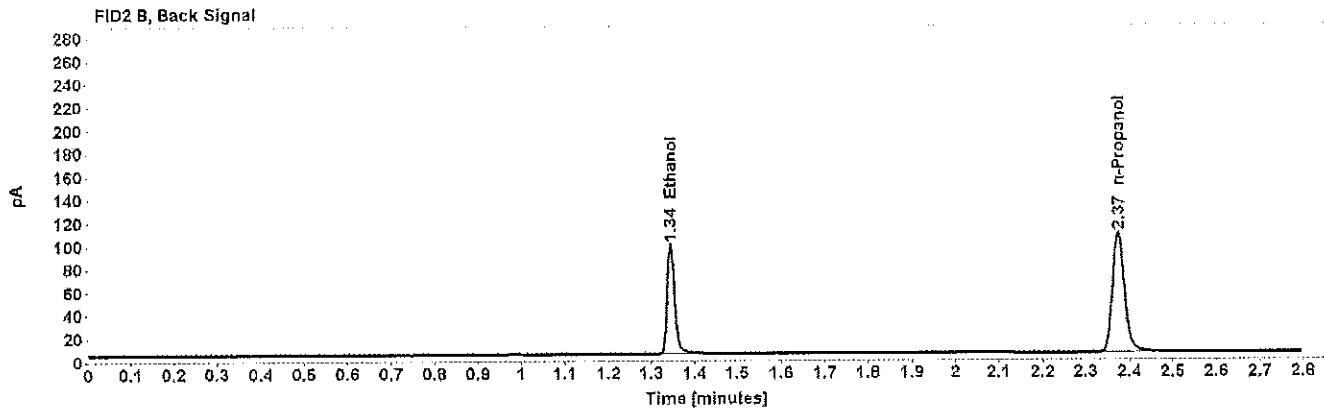
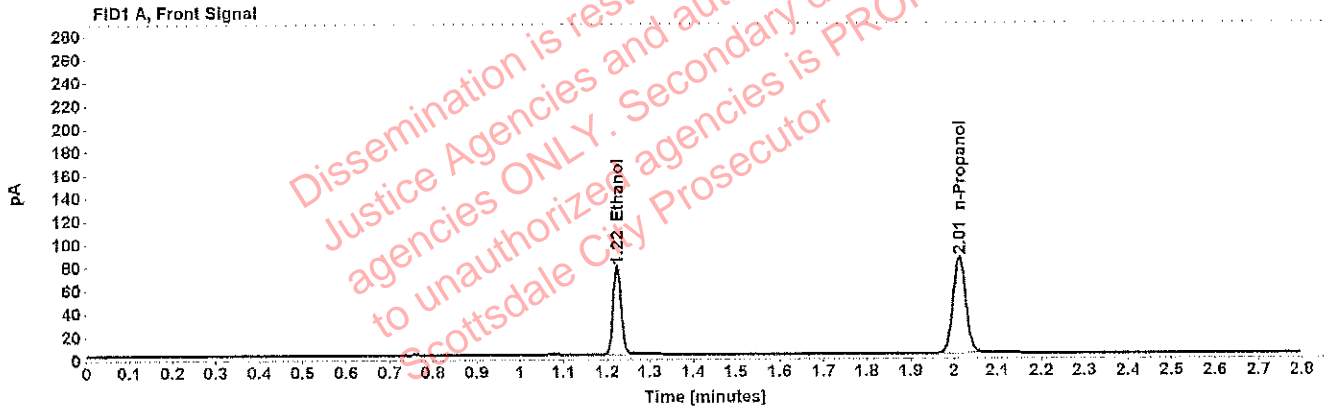


Table 1: FID 1 A (column DB-ALC1)

Compound	Amount (g/100mL)	Time (min)	Peak Area
>Ethanol	0.1526	1.223	98.194
n-Propanol	-----	2.012	170.320

Table 2: FID 2 B (column DB-ALC2)

Compound	Time (min)	Peak Area
Ethanol	1.344	116.754
n-Propanol	2.375	199.975

# Scottsdale Police Department Crime Lab Volatiles Analysis

WAA

Sample: 0.198 ACQ 407041529/3	Item number:
Injection date: 6/12/2018 12:25:19 PM	Vial: 42
Method: ethanol quant.M	Sequence: 12Jun18
Instrument: US14173023 CN14160045	Analyst: Adrian
Data file: C:\Chem32\1\Data\12Jun18\42.D	

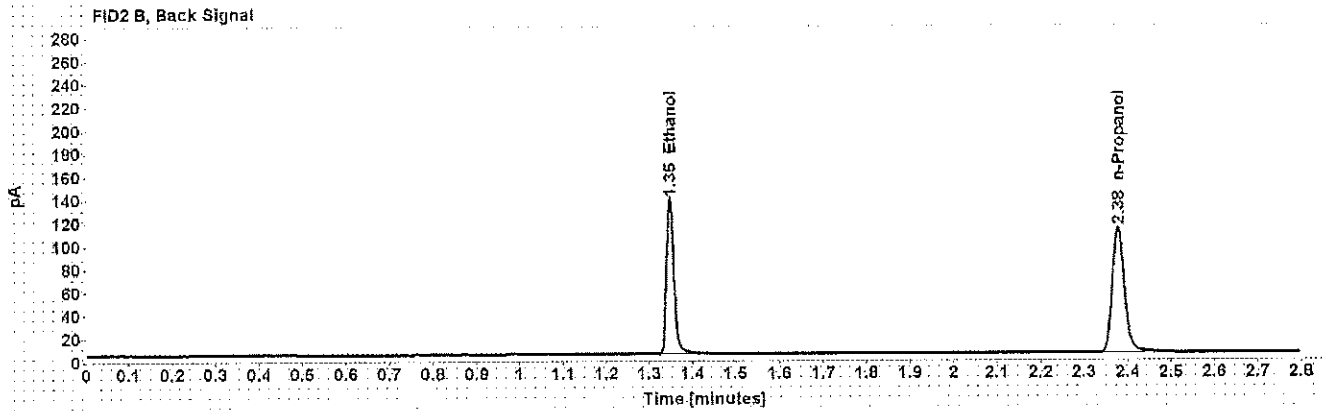
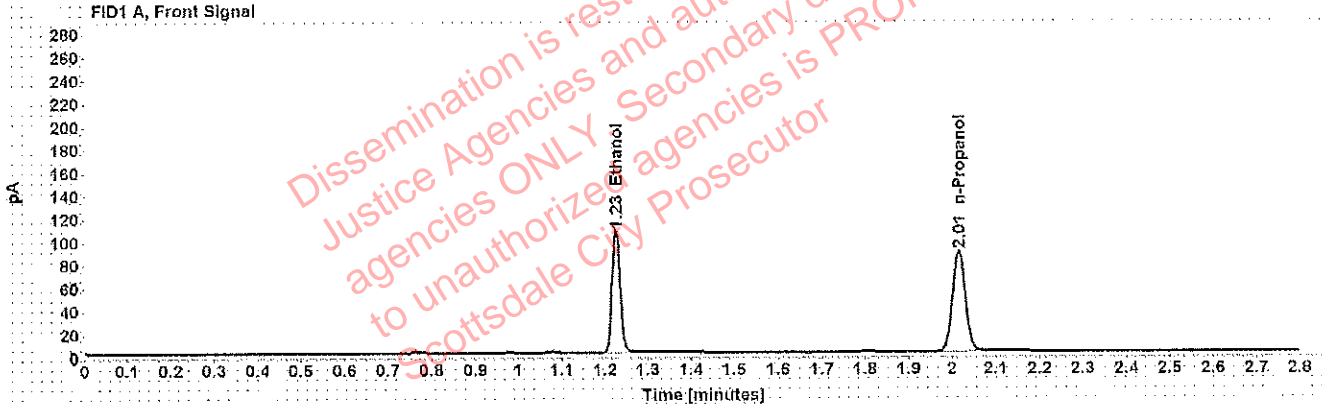


Table 1: FID 1 A (column DB-ALC1)

Compound	Amount (g/100mL)	Time (min)	Peak Area
>Ethanol	0.2041	1.226	137.148
n-Propanol	-----	2.015	177.497

Table 2: FID 2 B (column DB-ALC2)

Compound	Time (min)	Peak Area
Ethanol	1.348	164.378
n-Propanol	2.379	209.217

# Scottsdale Police Department Crime Lab Volatiles Analysis

WA

Sample: 0.080 Lipomed 28082014-B	Item number:
Injection date: 6/12/2018 1:09:49 PM	Vial: 53
Method: ethanol quant.M	Sequence: 12Jun18
Instrument: US14173023 CN14160045	Analyst: Adrian
Data file: C:\Chem32\1\Data\12Jun18\53.D	

Dissemination is restricted to Criminal Justice Agencies and authorized agencies ONLY. Secondary dissemination to unauthorized agencies is PROHIBITED. Scottsdale City Prosecutor

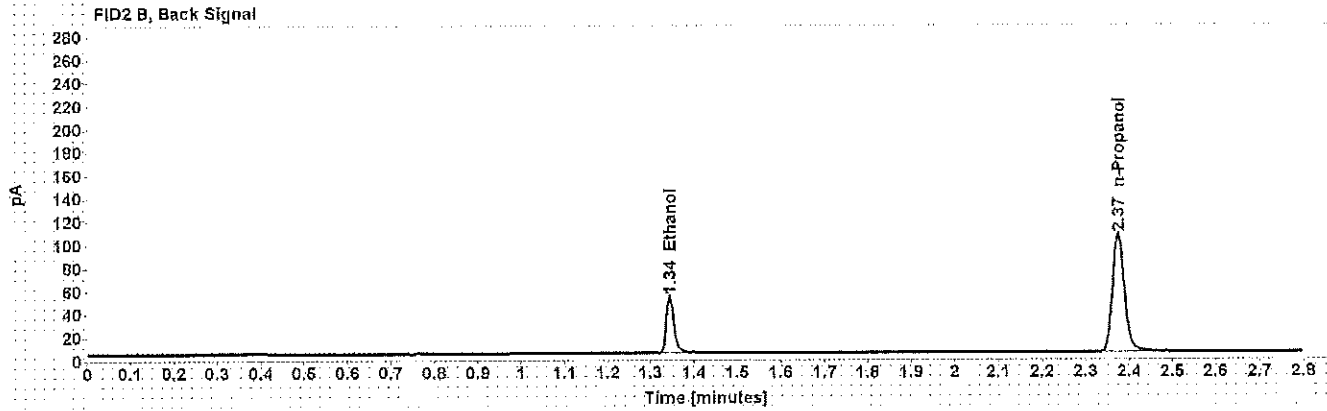
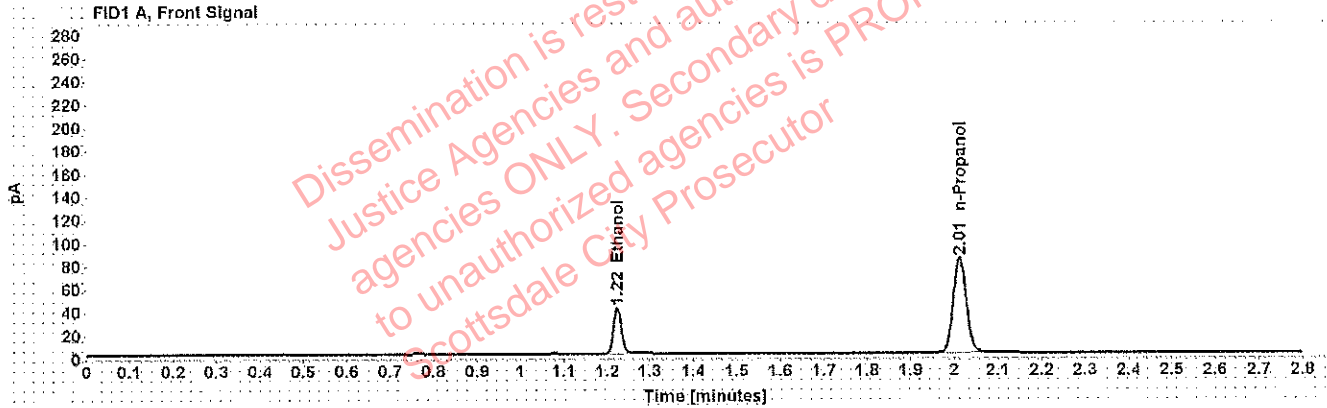


Table 1: FID 1 A (column DB-ALC1)

Compound	Amount (g/100mL)	Time (min)	Peak Area
>Ethanol	0.0814	1.224	51.260
n-Propanol	-----	2.012	167.990

Table 2: FID 2 B (column DB-ALC2)

Compound	Time (min)	Peak Area
Ethanol	1.345	61.023
n-Propanol	2.375	197.651

# Scottsdale Police Department Crime Lab Volatiles Analysis

WA

Sample: 0.40 Lipomed 08012015-C	Item number:
Injection date: 6/12/2018 1:54:20 PM	Vial: 64
Method: ethanol quant.M	Sequence: 12Jun18
Instrument: US14173023 CN14160045	Analyst: Adrian
Data file: C:\Chem32\1\Data\12Jun18\64.D	

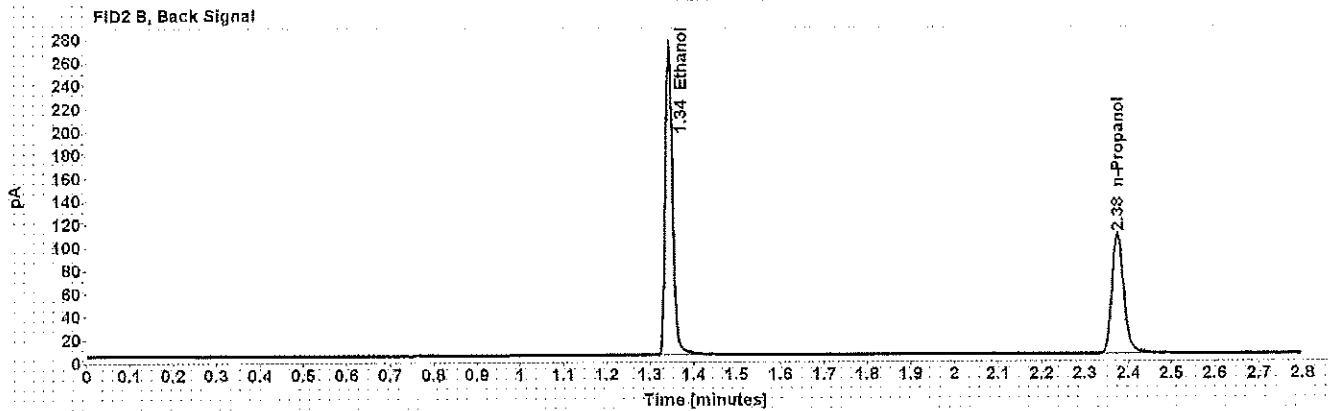
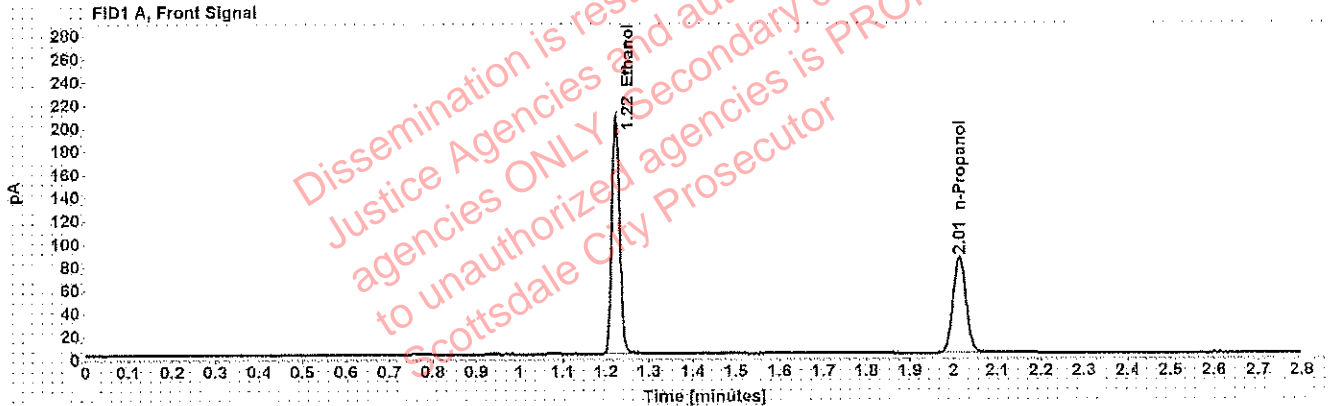


Table 1: FID 1 A (column DB-ALC1)

Compound	Amount (g/100mL)	Time (min)	Peak Area
>Ethanol	0.4108	1.223	265.080
n-Propanol	-----	2.013	169.934

Table 2: FID 2 B (column DB-ALC2)

Compound	Time (min)	Peak Area
Ethanol	1.344	319.601
n-Propanol	2.375	200.860



# Scottsdale Police Department Crime Lab Volatiles Analysis

WA

Sample: 0.04 Lipomed 09022015-A	Item number:
Injection date: 6/12/2018 1:58:20 PM	Vial: 65
Method: ethanol quant.M	Sequence: 12Jun18
Instrument: US14173023 CN14160045	Analyst: Adrian
Data file: C:\Chem32\1\Data\12Jun18\65.D	

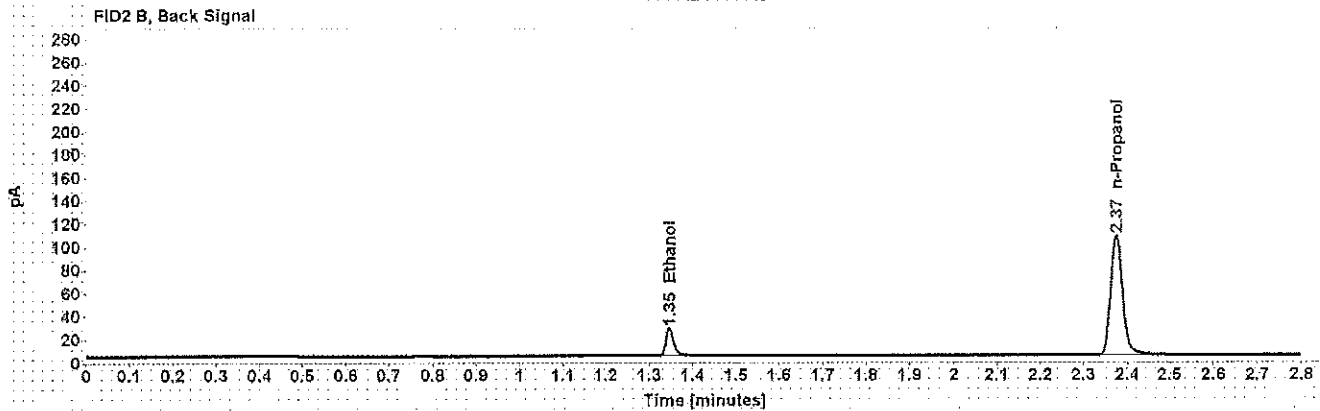
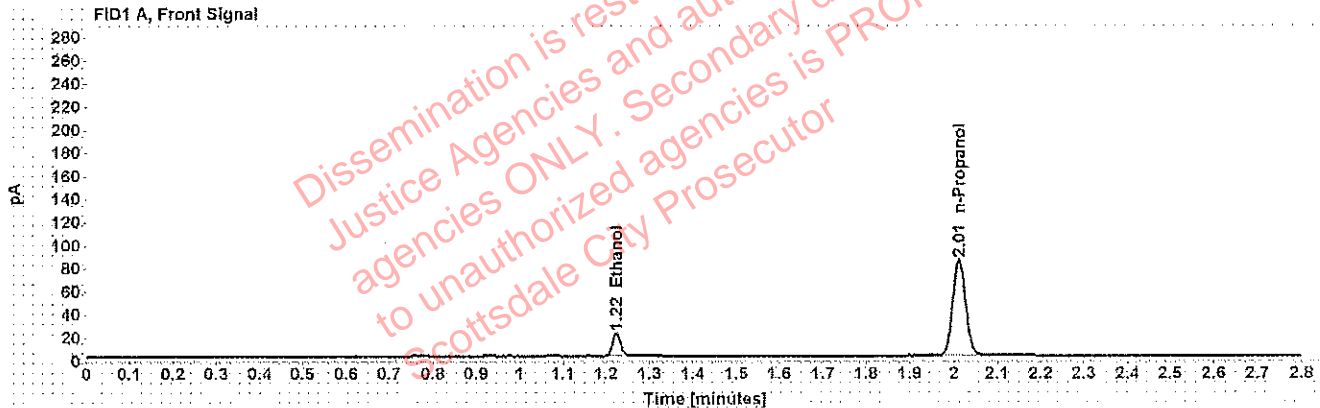


Table 1: FID 1 A (column DB-ALC1)

Compound	Amount (g/100mL)	Time (min)	Peak Area
>Ethanol	0.0407	1.224	25.559
n-Propanol	-----	2.012	170.091

Table 2: FID 2 B (column DB-ALC2)

Compound	Time (min)	Peak Area
Ethanol	1.346	30.101
n-Propanol	2.375	200.301

# Scottsdale Police Department Crime Lab Volatiles Analysis

WA

Sample: 0.198 ACQ 407041529/3	Item number:
Injection date: 6/12/2018 2:02:20 PM	Vial: 66
Method: ethanol quant.M	Sequence: 12Jun18
Instrument: US14173023 CN14160045	Analyst: Adrian
Data file: C:\Chem32\1\Data\12Jun18\66.D	

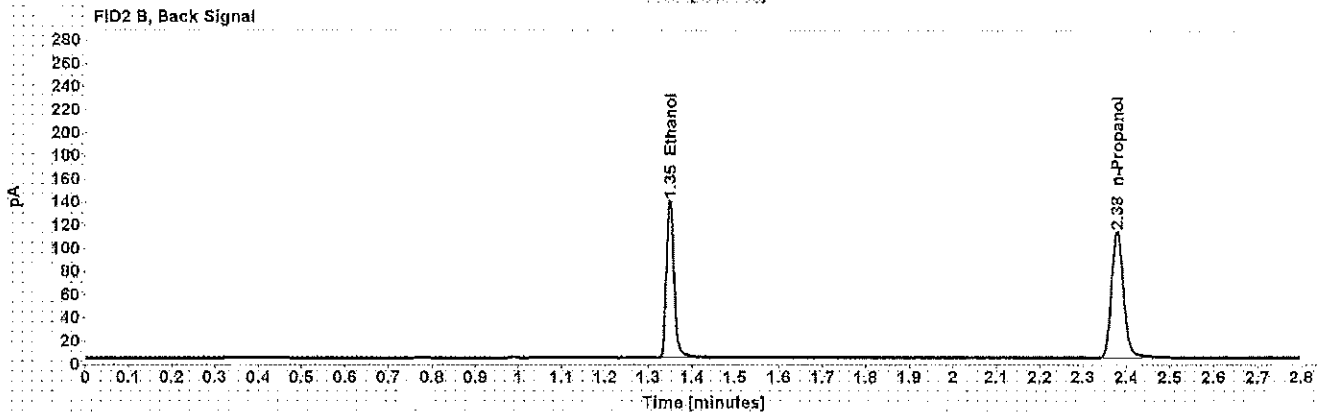
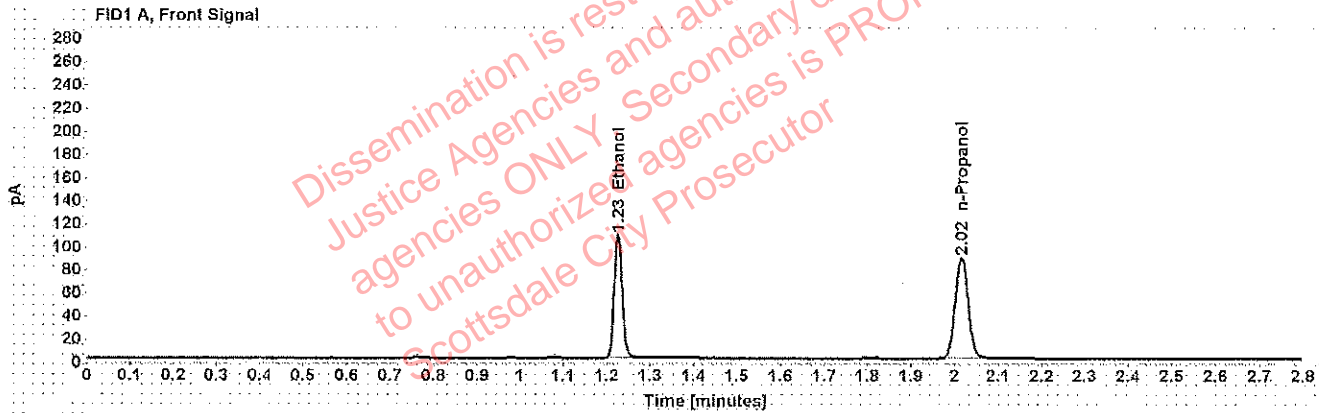


Table 1: FID 1 A (column DB-ALC1)

Compound	Amount (g/100mL)	Time (min)	Peak Area
>Ethanol	0.2054	1.226	139.087
n-Propanol	-----	2.016	178.888

Table 2: FID 2 B (column DB-ALC2)

Compound	Time (min)	Peak Area
Ethanol	1.349	166.715
n-Propanol	2.379	211.318

# Scottsdale Police Department Crime Lab Volatiles Analysis

WA

Sample: blank 042518	Item number:
Injection date: 6/12/2018 2:06:35 PM	Vial: 67
Method: ethanol quant.M	Sequence: 12Jun18
Instrument: US14173023 CN14160045	Analyst: Adrian
Data file: C:\Chem32\1\Data\12Jun18\67.D	

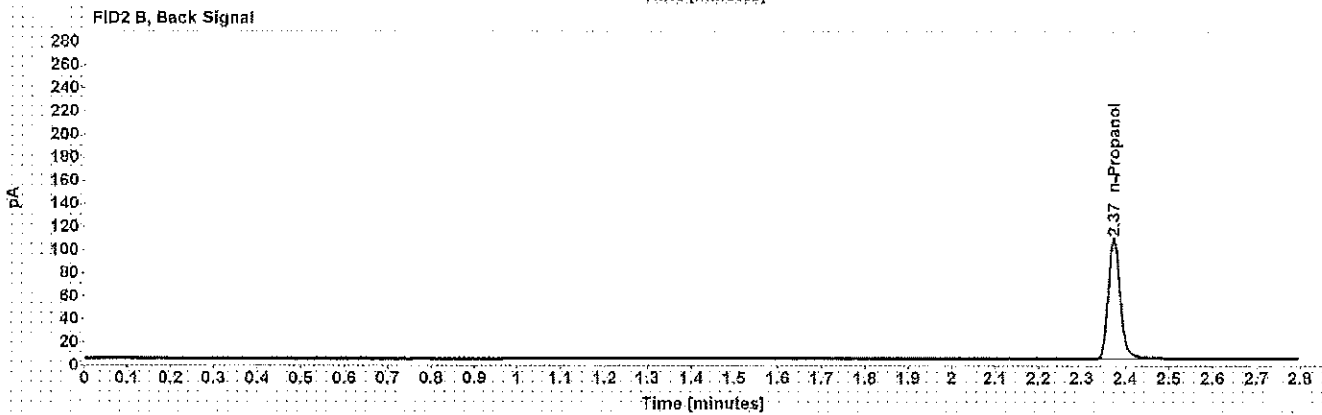
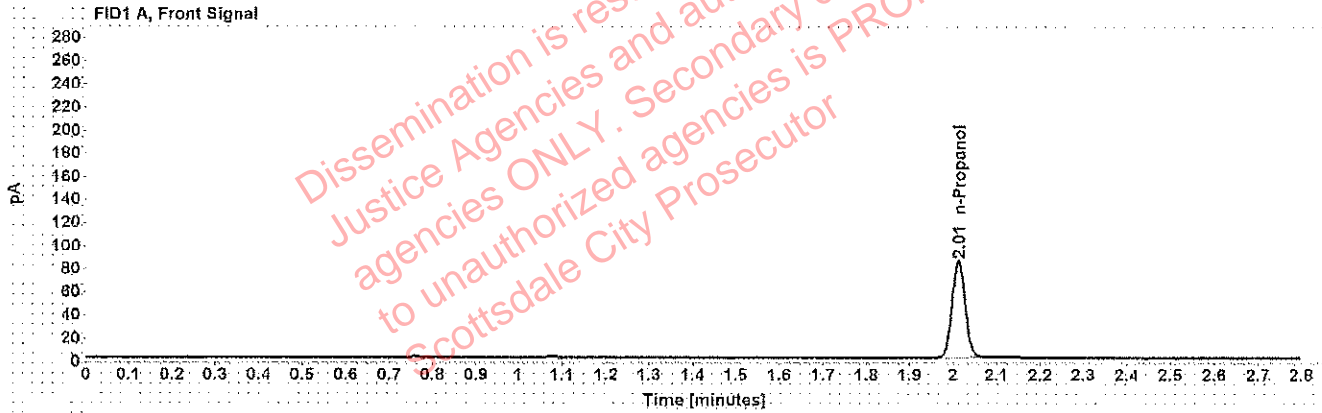


Table 1: FID 1 A (column DB-ALC1)

Compound	Amount (g/100mL)	Time (min)	Peak Area
n-Propanol	-----	2.012	171.012

Table 2: FID 2 B (column DB-ALC2)

Compound	Time (min)	Peak Area
n-Propanol	2.374	201.621

# Sequence Summary

WMA

Sequence name: 12Jun18      Instrument: US14173023 CN14160045      Analyst: Adrian

Vial	Sample	Type	Item Number	Method
1	0.020 Cerilliant FN03241604	Calibration		ethanol quant.M
2	0.100 Cerilliant FN06181501	Calibration		ethanol quant.M
3	0.200 Cerilliant FN07201502	Calibration		ethanol quant.M
4	0.400 Cerilliant FN11191402	Calibration		ethanol quant.M
5	blank 042518	Control		ethanol quant.M
6	volatiles mix 020917 WLA	Control		ethanol quant.M
7	0.400 Lipomed 08012015-C	Control		ethanol quant.M
8	0.040 Lipomed 09022015-A	Control		ethanol quant.M
9	0.198 ACQ 407041529/3	Control		ethanol quant.M
10		Sample	1215831	ethanol quant.M
11		Sample	1215831	ethanol quant.M
12		Sample	1216217	ethanol quant.M
13		Sample	1216217	ethanol quant.M
14		Sample	1216069	ethanol quant.M
15		Sample	1216069	ethanol quant.M
16		Sample	1217182	ethanol quant.M
17		Sample	1217182	ethanol quant.M
18		Sample	1217011	ethanol quant.M
19		Sample	1217011	ethanol quant.M
20	0.080 Lipomed 28082014-B	Control		ethanol quant.M
21		Sample	1214288	ethanol quant.M
22		Sample	1214288	ethanol quant.M
23		Sample	1213906	ethanol quant.M
24		Sample	1213906	ethanol quant.M
25		Sample	1214110	ethanol quant.M
26		Sample	1214110	ethanol quant.M
27		Sample	1215121	ethanol quant.M
28		Sample	1215121	ethanol quant.M
29		Sample	260-01A	ethanol quant.M
30		Sample	260-01A	ethanol quant.M
31	0.150 Lipomed 09022015-C	Control		ethanol quant.M
32		Sample	345-02A	ethanol quant.M
33		Sample	345-02A	ethanol quant.M
34		Sample	176-01A	ethanol quant.M
35		Sample	176-01A	ethanol quant.M
36		Sample	176-01A	ethanol quant.M
37		Sample	176-01A	ethanol quant.M
38		Sample	345-01A	ethanol quant.M
39		Sample	345-01A	ethanol quant.M
40		Sample	1203093	ethanol quant.M
41		Sample	1203093	ethanol quant.M
42	0.198 ACQ 407041529/3	Control		ethanol quant.M
43		Sample	1216406	ethanol quant.M
44		Sample	1216406	ethanol quant.M
45		Sample	1217144	ethanol quant.M
46		Sample	1217144	ethanol quant.M
47		Sample	1217881	ethanol quant.M

# Sequence Summary

KAA

48		Sample	1217881	ethanol quant.M
49		Sample	1190626	ethanol quant.M
50		Sample	1190626	ethanol quant.M
51		Sample	1216076	ethanol quant.M
52		Sample	1216076	ethanol quant.M
53	0.080 Lipomed 28082014-B	Control		ethanol quant.M
54		Sample	1215107	ethanol quant.M
55		Sample	1215107	ethanol quant.M
56		Sample	1216233	ethanol quant.M
57		Sample	1216233	ethanol quant.M
58		Sample	1219172	ethanol quant.M
59		Sample	1219172	ethanol quant.M
60		Sample	1182055	ethanol quant.M
61		Sample	1182055	ethanol quant.M
62		Sample	1217352	ethanol quant.M
63		Sample	1217352	ethanol quant.M
64	0.40 Lipomed 08012015-C	Control		ethanol quant.M
65	0.04 Lipomed 09022015-A	Control		ethanol quant.M
66	0.198 ACQ 407041529/3	Control		ethanol quant.M
67	blank 042518	Control		ethanol quant.M

# Scottsdale Police Department Crime Laboratory Summary of Cases

SEQUENCE NAME: 12Jun18

ANALYST: Adrian WA

Vials	Test 1 (g/dL)	Test 2 (g/dL)	Mean (g/dL)	Percent Difference*	Absolute Difference (g/dL)*
10 11	0.1547	0.1552	0.15495	0.16	0.00025
12 13	0.0818	0.0828	0.08230	0.61	0.00050
14 15	0.0163	0.0165	0.01640	0.61	0.00010
16 17	0.0208	0.0209	0.02085	0.24	0.00005
18 19	0.1077	0.1084	0.10805	0.32	0.00035
21 22	0.0964	0.0950	0.09570	0.73	0.00070
23 24	0.0845	0.0834	0.08395	0.66	0.00055
25 26	0.1702	0.1700	0.17010	0.06	0.00010
27 28	0.2396	0.2311	0.23535	1.81	0.00425
29 30	0.1542	0.1537	0.15395	0.16	0.00025
32 33	0.0937	0.0921	0.09290	0.86	0.00080
34 35	0.3247	0.3308	0.32775	0.93	0.00305
36 37	0.2186	0.2169	0.21775	0.39	0.00085
38 39	0.1488	0.1499	0.14935	0.37	0.00055
40 41	0.0511	0.0507	0.05090	0.39	0.00020
43 44	0.1738	0.1734	0.17360	0.12	0.00020
45 46	0.2900	0.2914	0.29070	0.24	0.00070
47 48	0.0000	0.0000	0.00000	0.00	0.00000
49 50	0.1057	0.1063	0.10600	0.28	0.00030
51 52	0.0967	0.0968	0.09675	0.05	0.00005
54 55	0.2253	0.2281	0.22670	0.62	0.00140
56 57	0.1460	0.1500	0.14800	1.35	0.00200
58 59	0.1338	0.1330	0.13340	0.30	0.00040
60 61	0.3181	0.3166	0.31735	0.24	0.00075
62 63	0.0629	0.0639	0.06340	0.79	0.00050

\*Calculated differences are differences from the mean of the two results.

## Scottsdale Police Department Crime Lab Volatiles Analysis

<b>Sample:</b> [REDACTED]	<b>Item number:</b> 1215831
<b>Injection date:</b> 6/12/2018 10:16:04 AM	<b>Vial:</b> 10
<b>Method:</b> ethanol quant.M	<b>Sequence:</b> 12Jun18
<b>Instrument:</b> US14173023 CN14160045	<b>Analyst:</b> Adrian
<b>Data file:</b> C:\Chem32\1\Data\12Jun18\10.D	

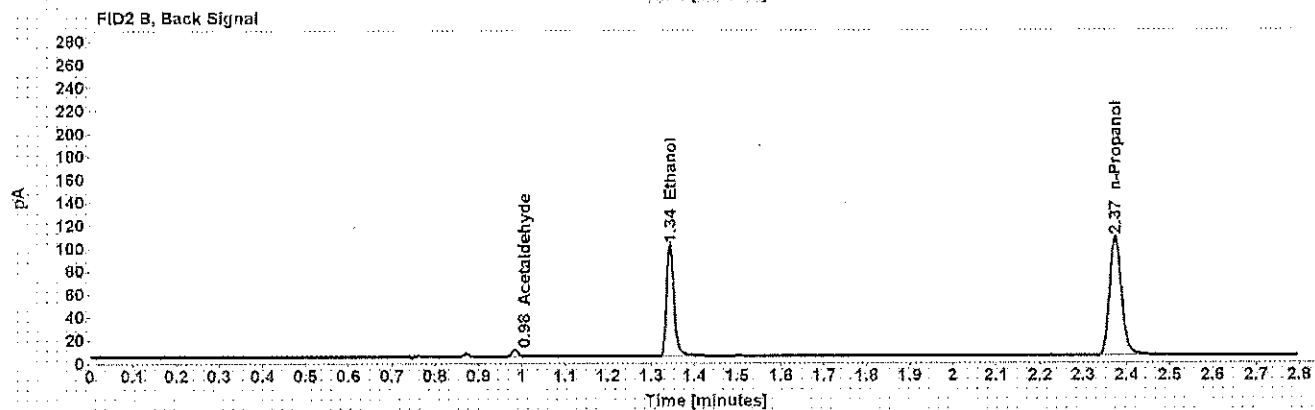
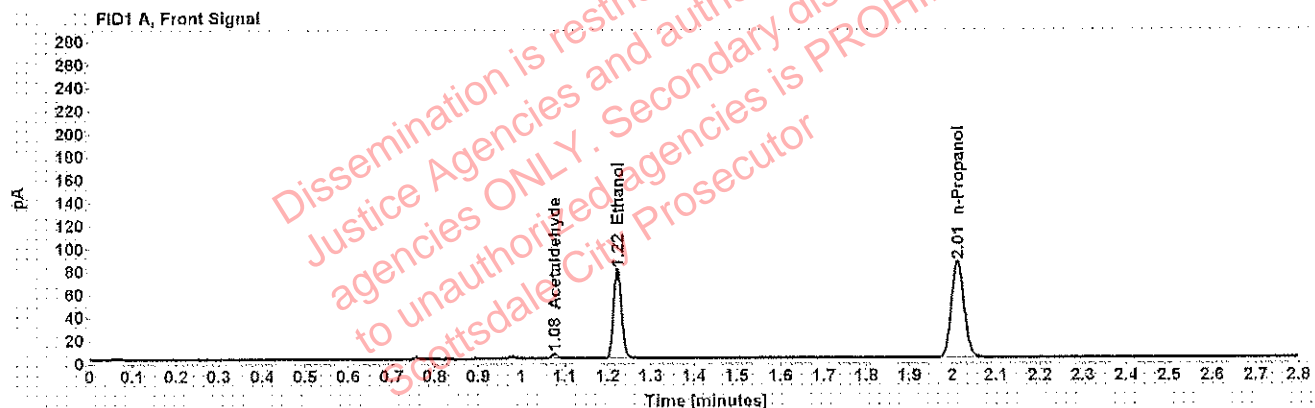


Table 1: FID 1 A (column DB-ALC1)

Compound	Amount (g/100mL)	Time (min)	Peak Area
Acetaldehyde	-----	1.076	4.338
>Ethanol	0.1547	1.223	99.820
n-Propanol	-----	2.012	170.840

Table 2: FID 2 B (column DB-ALC2)

Compound	Time (min)	Peak Area
Acetaldehyde	0.983	5.457
Ethanol	1.343	118.261
n-Propanol	2.374	200.372

## Scottsdale Police Department Crime Lab Volatiles Analysis

Sample: ██████████	Item number: 1215831
Injection date: 6/12/2018 10:20:05 AM	Vial: 11
Method: ethanol quant.M	Sequence: 12Jun18
Instrument: US14173023 CN14160045	Analyst: Adrian
Data file: C:\Chem32\1\Data\12Jun18\11.D	

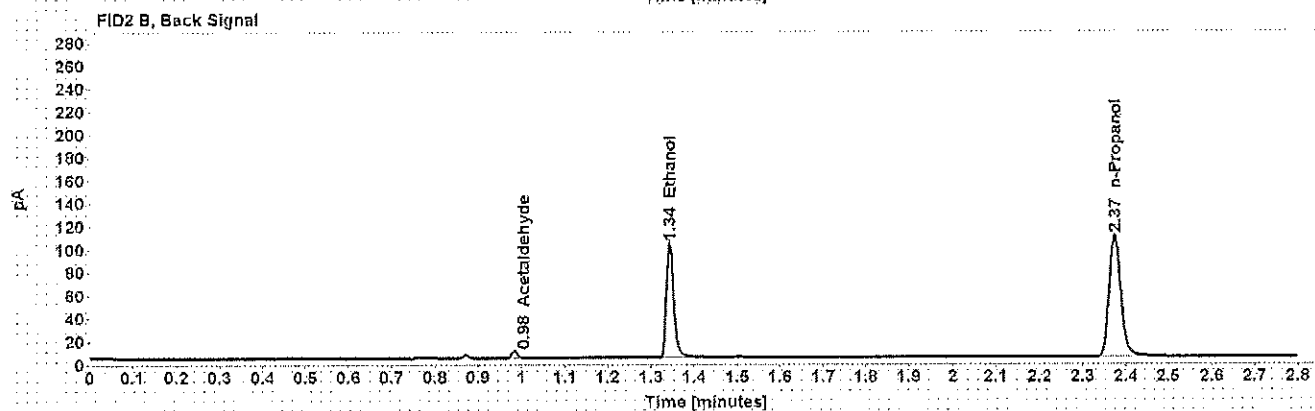
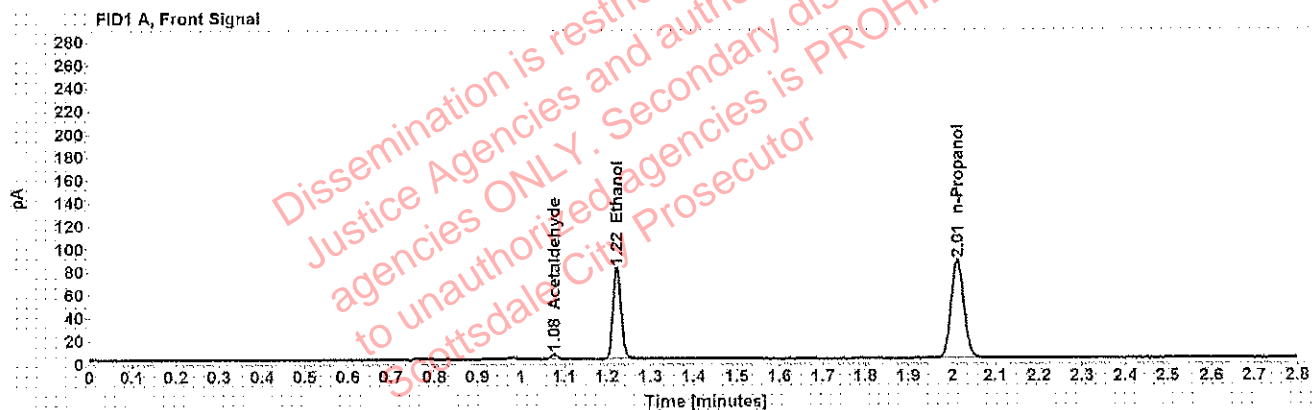


Table 1: FID 1 A (column DB-ALC1)

Compound	Amount (g/100mL)	Time (min)	Peak Area
Acetaldehyde	-----	1.077	4.299
>Ethanol	0.1552	1.223	102.259
n-Propanol	-----	2.012	174.433

Table 2: FID 2 B (column DB-ALC2)

Compound	Time (min)	Peak Area
Acetaldehyde	0.984	5.419
Ethanol	1.343	120.465
n-Propanol	2.374	204.798



## Scottsdale Police Department Crime Lab Volatiles Analysis

Sample: [REDACTED]	Item number: 1216217
Injection date: 6/12/2018 10:24:04 AM	Vial: 12
Method: ethanol quant.M	Sequence: 12Jun18
Instrument: US14173023 CN14160045	Analyst: Adrian
Data file: C:\Chem32\1\Data\12Jun18\12.D	

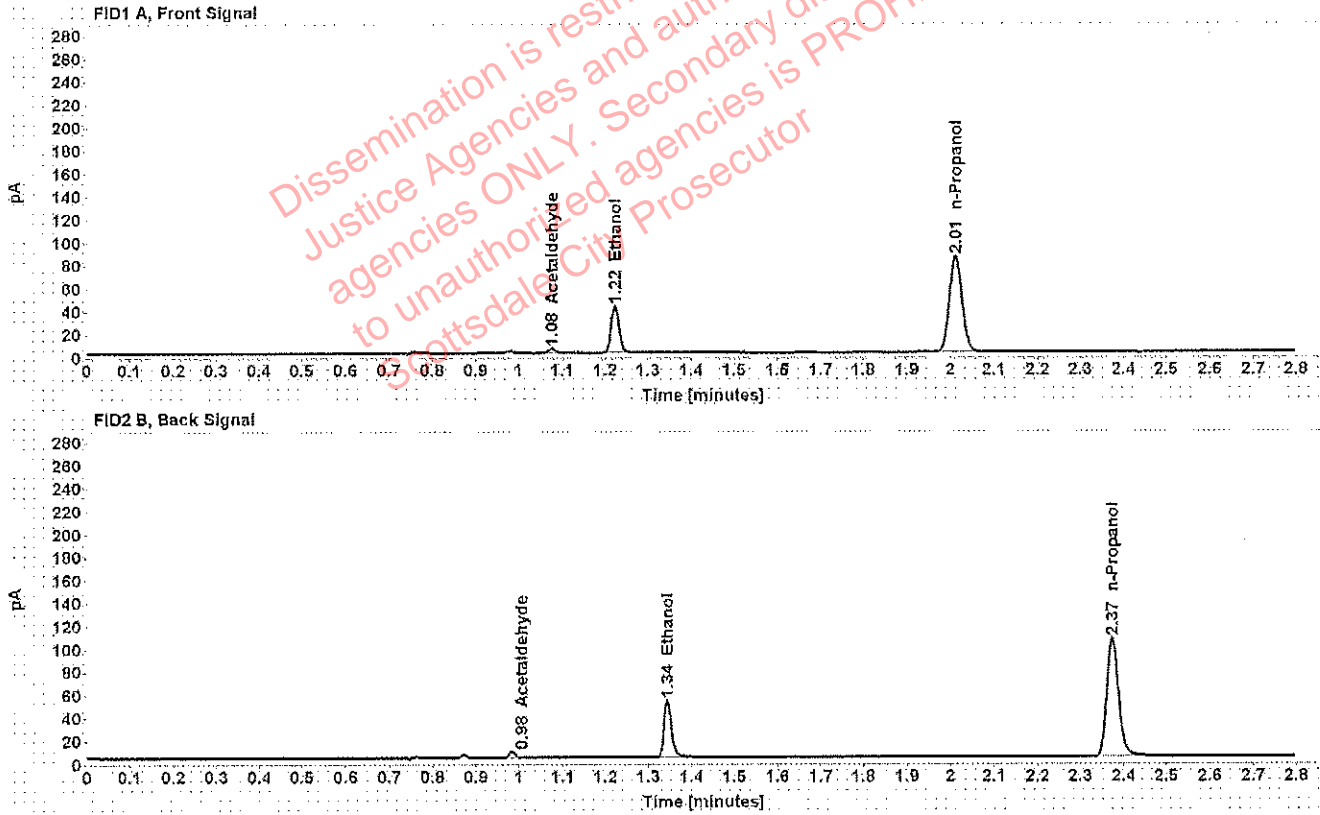


Table 1: FID 1 A (column DB-ALC1)

Compound	Amount (g/100mL)	Time (min)	Peak Area
Acetaldehyde	-----	1.076	3.904
>Ethanol	0.0818	1.223	52.270
n-Propanol	-----	2.012	170.400

Table 2: FID 2 B (column DB-ALC2)

Compound	Time (min)	Peak Area
Acetaldehyde	0.983	4.929
Ethanol	1.344	60.842
n-Propanol	2.374	199.562

### Scottsdale Police Department Crime Lab Volatiles Analysis

Sample: [REDACTED]	Item number: 1216217
Injection date: 6/12/2018 10:28:20 AM	Vial: 13
Method: ethanol quant.M	Sequence: 12Jun18
Instrument: US14173023 CN14160045	Analyst: Adrian
Data file: C:\Chem32\1\Data\12Jun18\13.D	

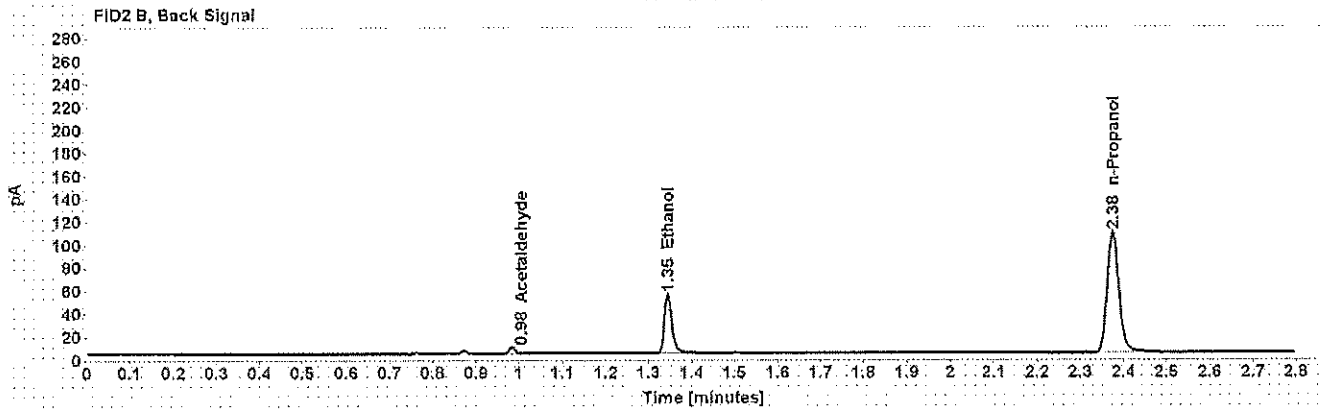
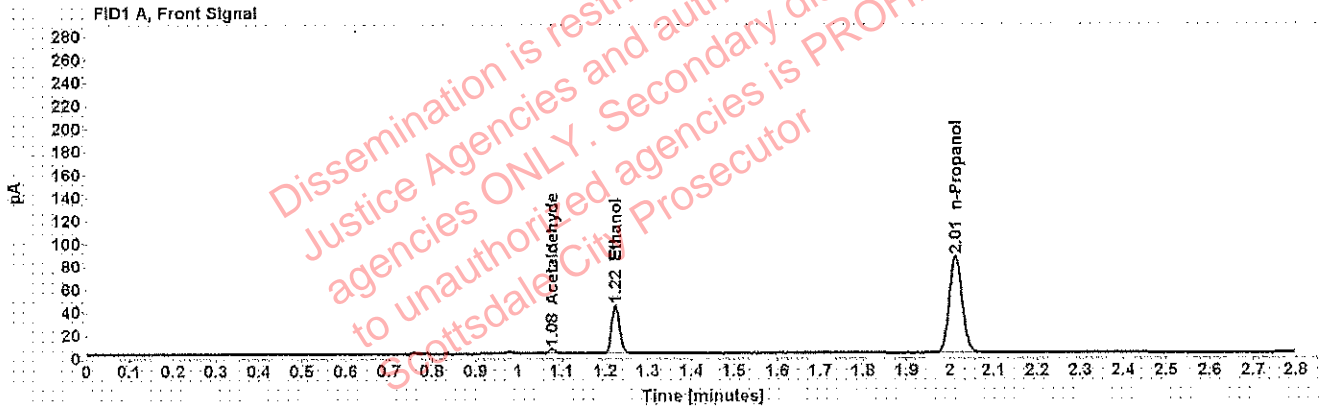


Table 1: FID 1 A (column DB-ALC1)

Compound	Amount (g/100mL)	Time (min)	Peak Area
Acetaldehyde	-----	1.077	4.136
>Ethanol	0.0828	1.224	53.510
n-Propanol	-----	2.013	172.335

Table 2: FID 2 B (column DB-ALC2)

Compound	Time (min)	Peak Area
Acetaldehyde	0.984	5.200
Ethanol	1.345	62.301
n-Propanol	2.375	201.988

### Scottsdale Police Department Crime Lab Volatiles Analysis

Sample: [REDACTED]	Item number: 1216069
Injection date: 6/12/2018 10:32:20 AM	Vial: 14
Method: ethanol quant.M	Sequence: 12Jun18
Instrument: US14173023 CN14160045	Analyst: Adrian
Data file: C:\Chem32\1\Data\12Jun18\14.D	

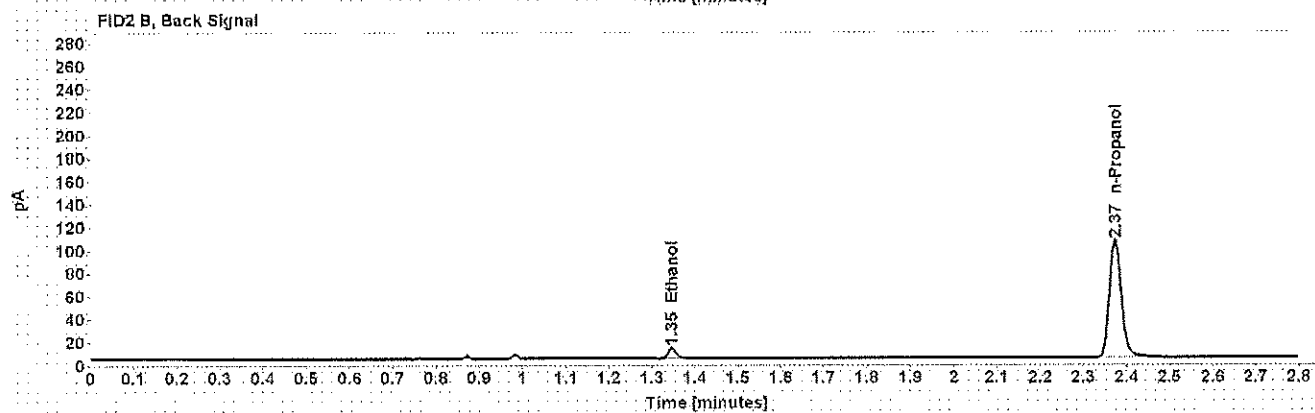


Table 1: FID 1 A (column DB-ALC1)

Compound	Amount (g/100mL)	Time (min)	Peak Area
>Ethanol	0.0163	1.224	9.725
n-Propanol	-----	2.012	169.110

Table 2: FID 2 B (column DB-ALC2)

Compound	Time (min)	Peak Area
Ethanol	1.346	11.518
n-Propanol	2.374	197.939

## Scottsdale Police Department Crime Lab Volatiles Analysis

<b>Sample:</b> [REDACTED]	<b>Item number:</b> 1216069
<b>Injection date:</b> 6/12/2018 10:36:20 AM	<b>Vial:</b> 15
<b>Method:</b> ethanol quant.M	<b>Sequence:</b> 12Jun18
<b>Instrument:</b> US14173023 CN14160045	<b>Analyst:</b> Adrian
<b>Data file:</b> C:\Chem32\1\Data\12Jun18\15.D	

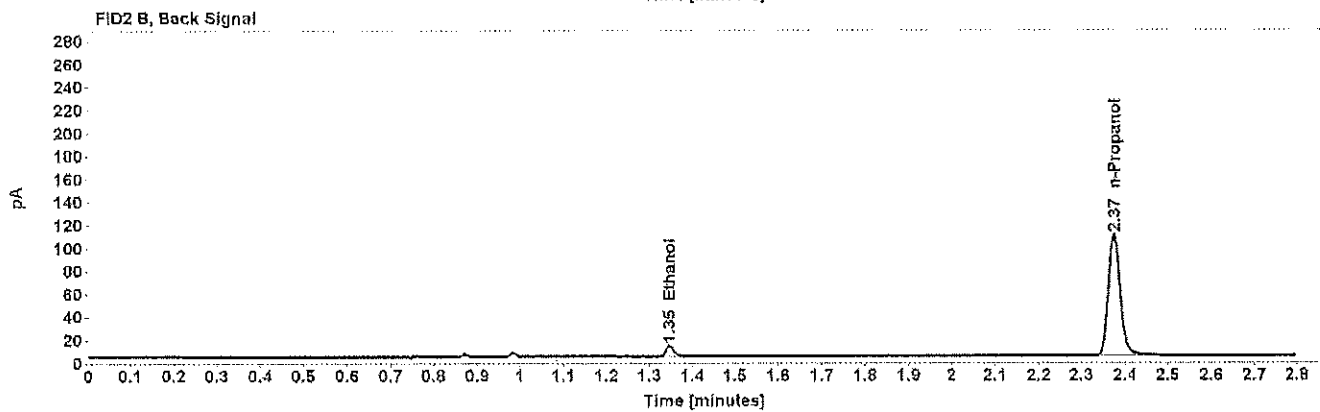
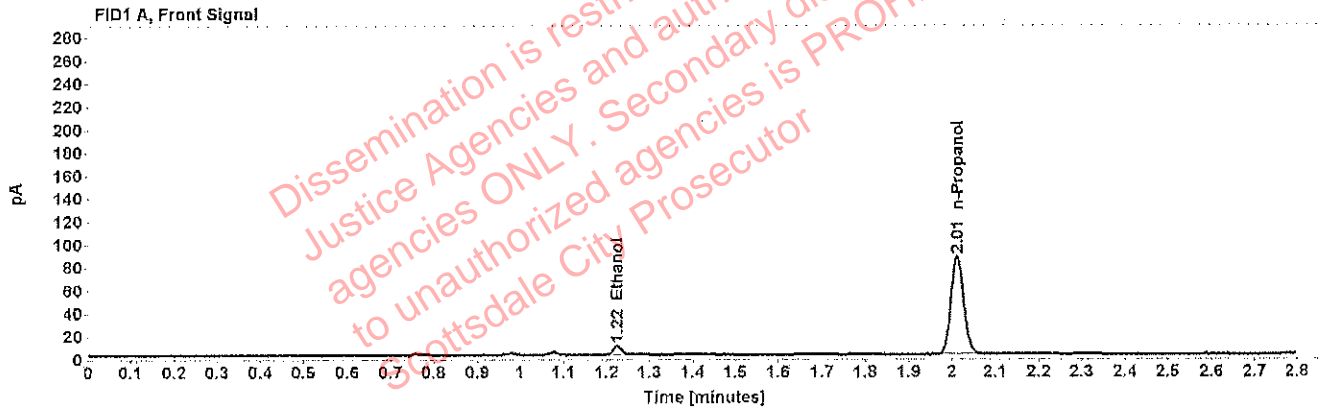


Table 1: FID 1 A (column DB-ALC1)

Compound	Amount (g/100mL)	Time (min)	Peak Area
>Ethanol	0.0165	1.225	10.091
n-Propanol	-----	2.012	173.976

Table 2: FID 2 B (column DB-ALC2)

Compound	Time (min)	Peak Area
Ethanol	1.347	11.958
n-Propanol	2.374	203.519

## Scottsdale Police Department Crime Lab Volatiles Analysis

Sample: [REDACTED]	Item number: 1217182
Injection date: 6/12/2018 10:40:20 AM	Vial: 16
Method: ethanol quant.M	Sequence: 12Jun18
Instrument: US14173023 CN14160045	Analyst: Adrian
Data file: C:\Chem32\1\Data\12Jun18\16.D	

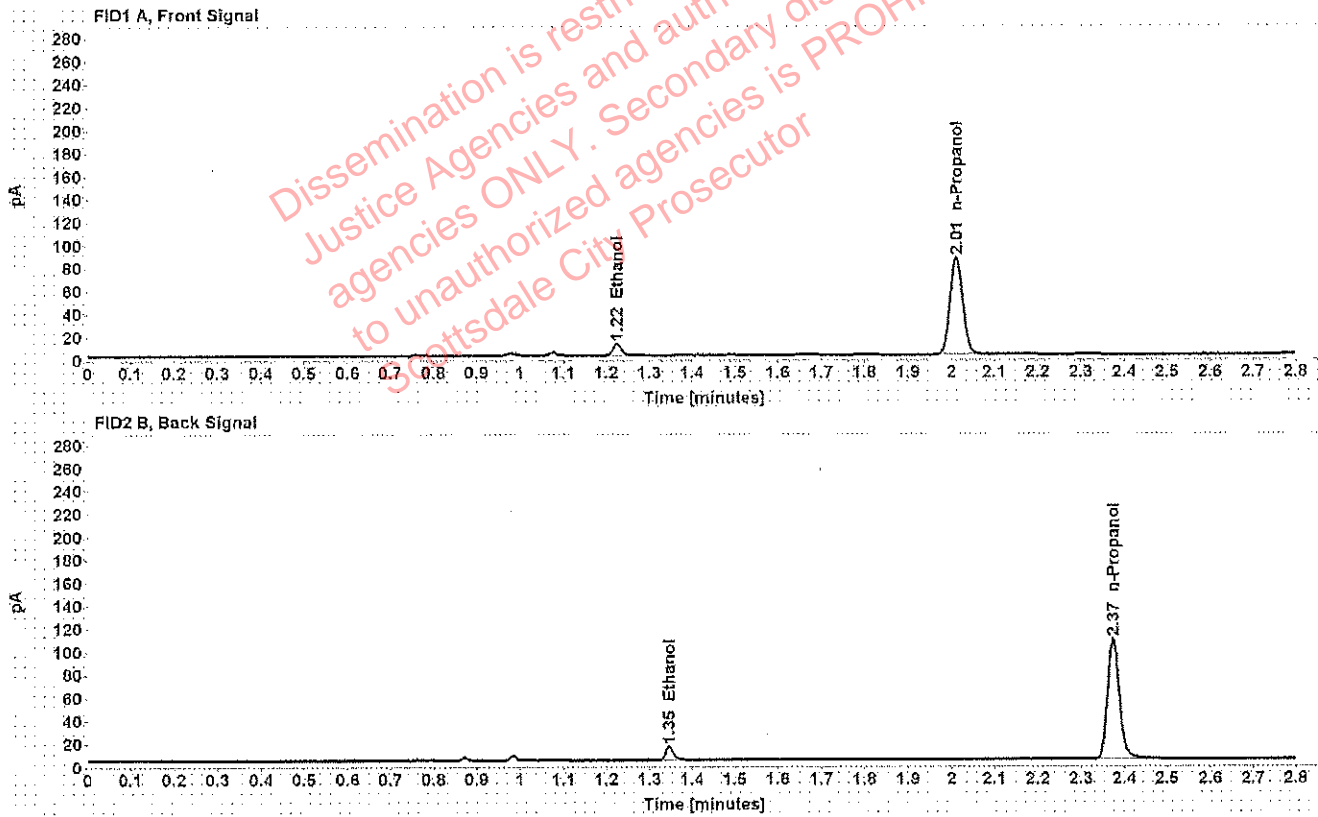


Table 1: FID 1 A (column DB-ALC1)

Compound	Amount (g/100mL)	Time (min)	Peak Area
>Ethanol	0.0208	1.224	12.858
n-Propanol	-----	2.012	172.845

Table 2: FID 2 B (column DB-ALC2)

Compound	Time (min)	Peak Area
Ethanol	1.348	15.290
n-Propanol	2.374	202.505

## Scottsdale Police Department Crime Lab Volatiles Analysis

Sample: [REDACTED]	Item number: 1217182
Injection date: 6/12/2018 10:44:20 AM	Vial: 17
Method: ethanol quant.M	Sequence: 12Jun18
Instrument: US14173023 CN14160045	Analyst: Adrian
Data file: C:\Chem32\1\Data\12Jun18\17.D	

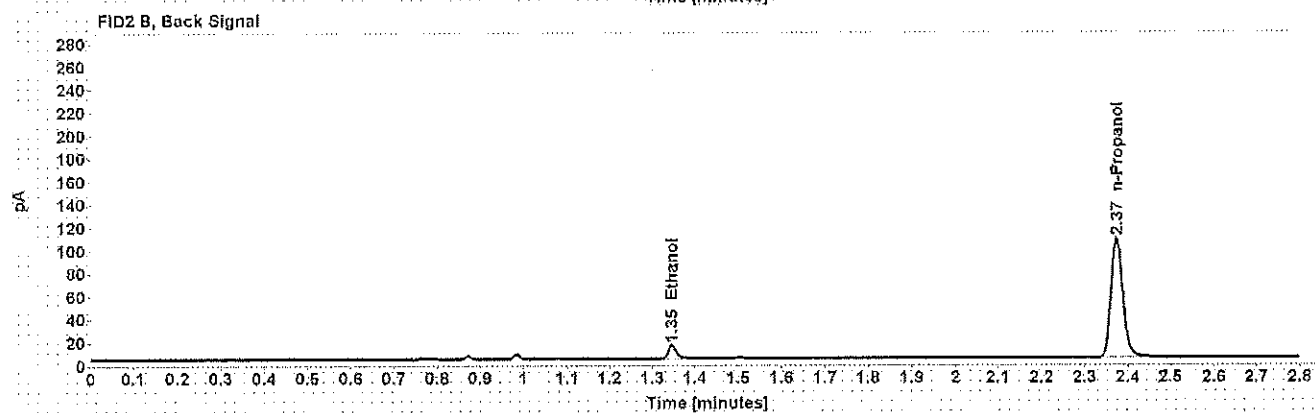
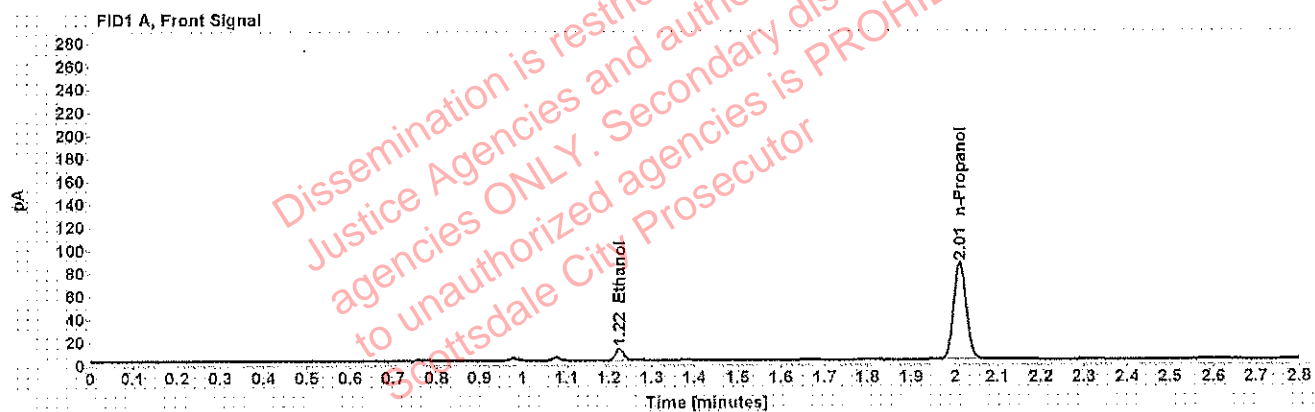


Table 1: FID 1 A (column DB-ALC1)

Compound	Amount (g/100mL)	Time (min)	Peak Area
>Ethanol	0.0209	1.224	12.865
n-Propanol	-----	2.012	171.733

Table 2: FID 2 B (column DB-ALC2)

Compound	Time (min)	Peak Area
Ethanol	1.346	15.264
n-Propanol	2.374	201.403

## Scottsdale Police Department Crime Lab Volatiles Analysis

Sample: [REDACTED]	Item number: 1217011
Injection date: 6/12/2018 10:48:20 AM	Vial: 18
Method: ethanol quant.M	Sequence: 12Jun18
Instrument: US14173023 CN14160045	Analyst: Adrian
Data file: C:\Chem32\1\Data\12Jun18\18.D	

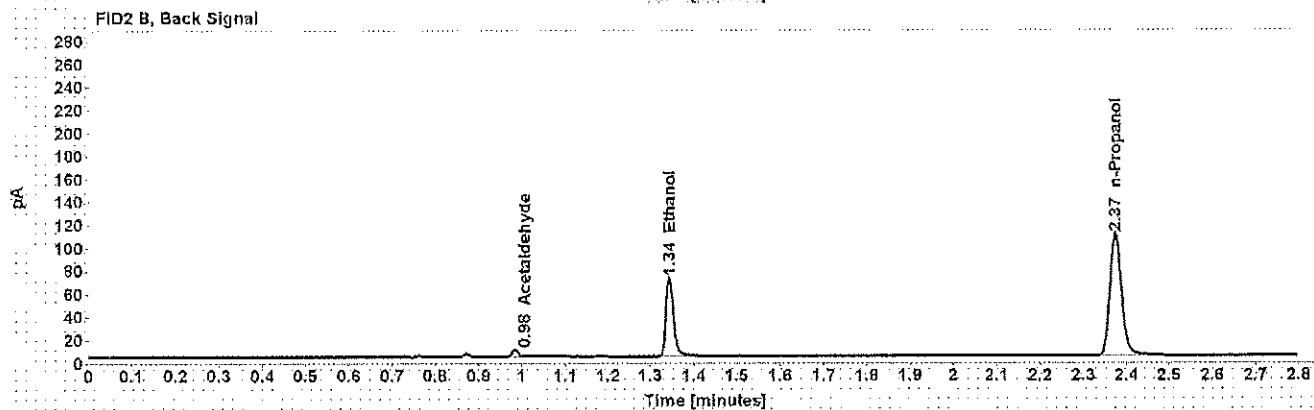
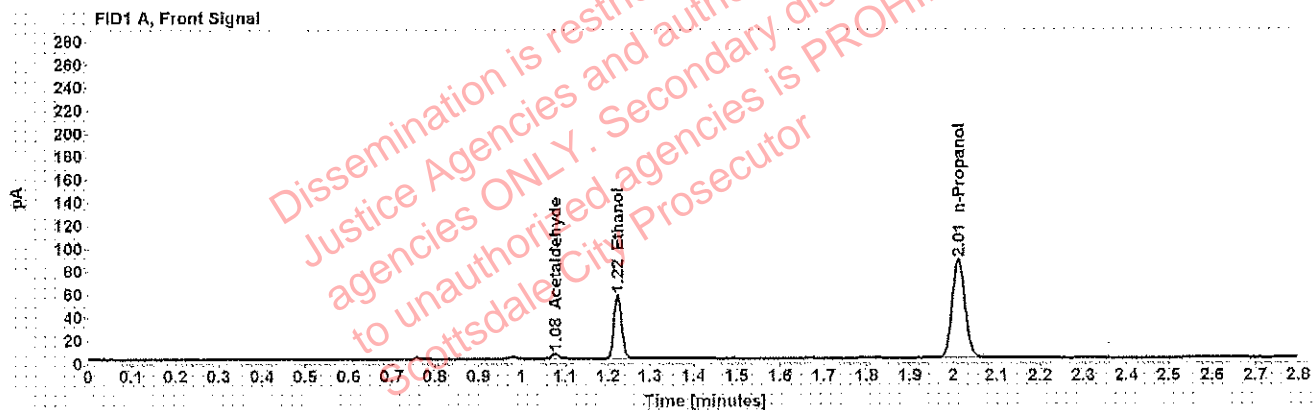


Table 1: FID 1 A (column DB-ALC1)

Compound	Amount (g/100mL)	Time (min)	Peak Area
Acetaldehyde	-----	1.077	4.520
>Ethanol	0.1077	1.223	70.957
n-Propanol	-----	2.012	174.978

Table 2: FID 2 B (column DB-ALC2)

Compound	Time (min)	Peak Area
Acetaldehyde	0.984	5.675
Ethanol	1.344	83.016
n-Propanol	2.374	205.336

## Scottsdale Police Department Crime Lab Volatiles Analysis

<b>Sample:</b> [REDACTED]	<b>Item number:</b> 1217011
<b>Injection date:</b> 6/12/2018 10:52:34 AM	<b>Vial:</b> 19
<b>Method:</b> ethanol quant.M	<b>Sequence:</b> 12Jun18
<b>Instrument:</b> US14173023 CN14160045	<b>Analyst:</b> Adrian
<b>Data file:</b> C:\Chem32\1\Data\12Jun18\19.D	

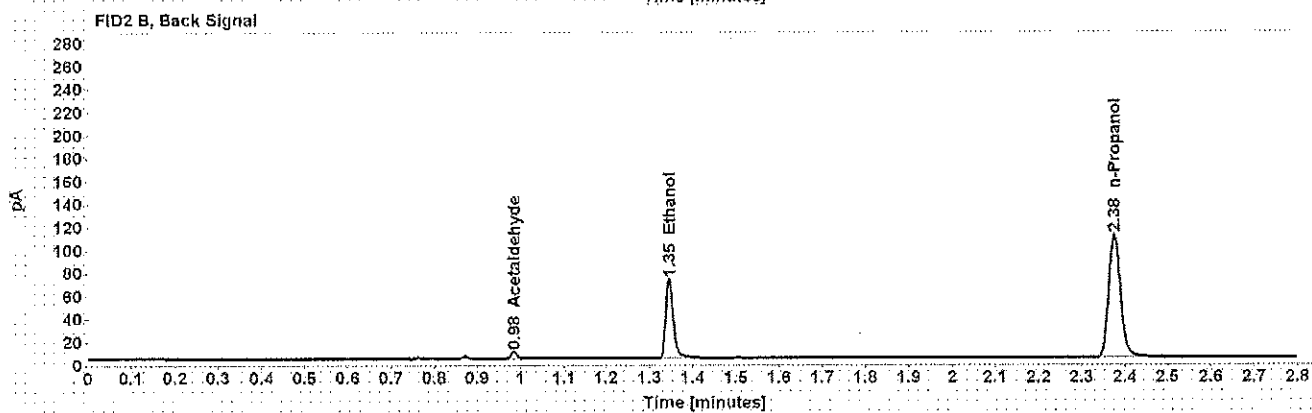
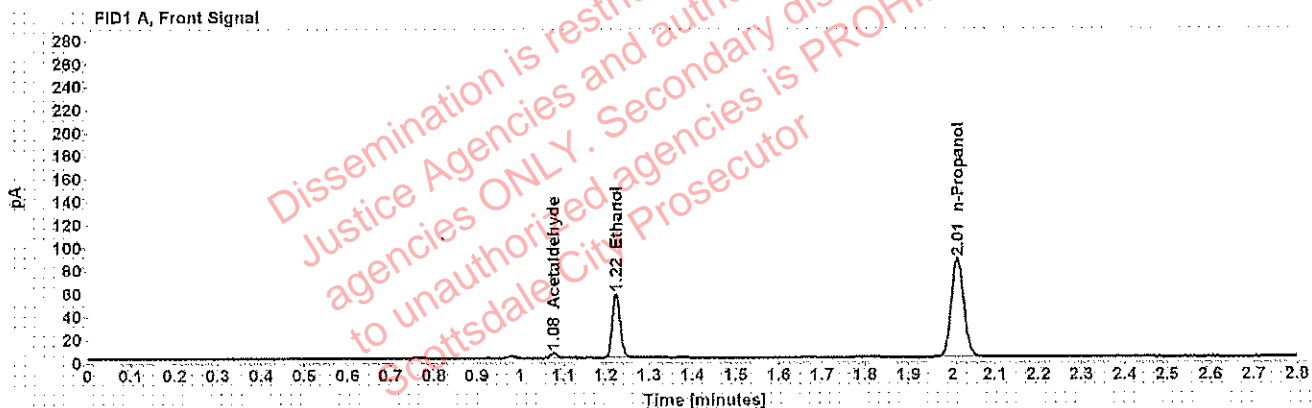


Table 1: FID 1 A (column DB-ALC1)

Compound	Amount (g/100mL)	Time (min)	Peak Area
Acetaldehyde	-----	1.077	4.278
>Ethanol	0.1084	1.224	71.681
n-Propanol	-----	2.013	175.625

Table 2: FID 2 B (column DB-ALC2)

Compound	Time (min)	Peak Area
Acetaldehyde	0.984	5.380
Ethanol	1.345	84.291
n-Propanol	2.375	206.411



### Scottsdale Police Department Crime Lab Volatiles Analysis

Sample: [REDACTED]	Item number: 1214288
Injection date: 6/12/2018 11:00:35 AM	Vial: 21
Method: ethanol quant.M	Sequence: 12Jun18
Instrument: US14173023 CN14160045	Analyst: Adrian
Data file: C:\Chem32\1\Data\12Jun18\21.D	

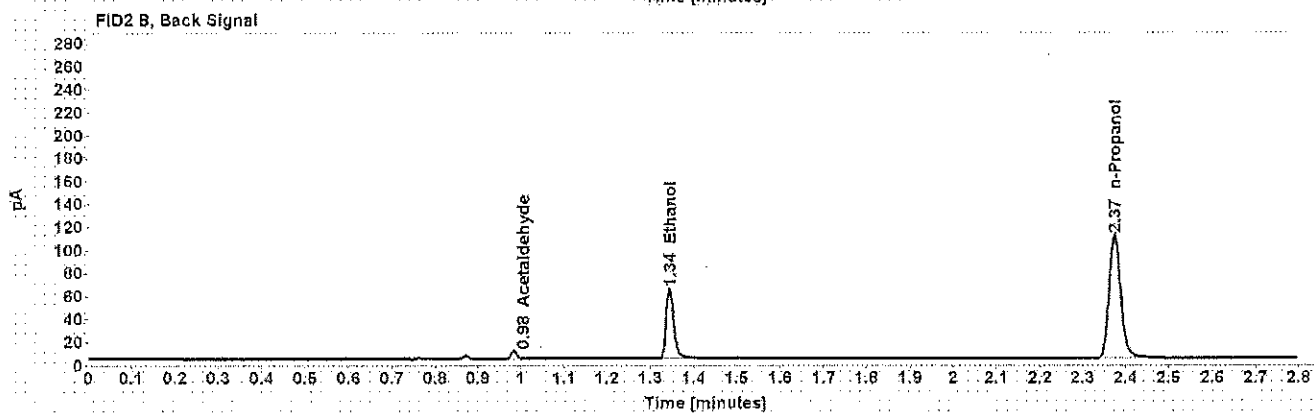
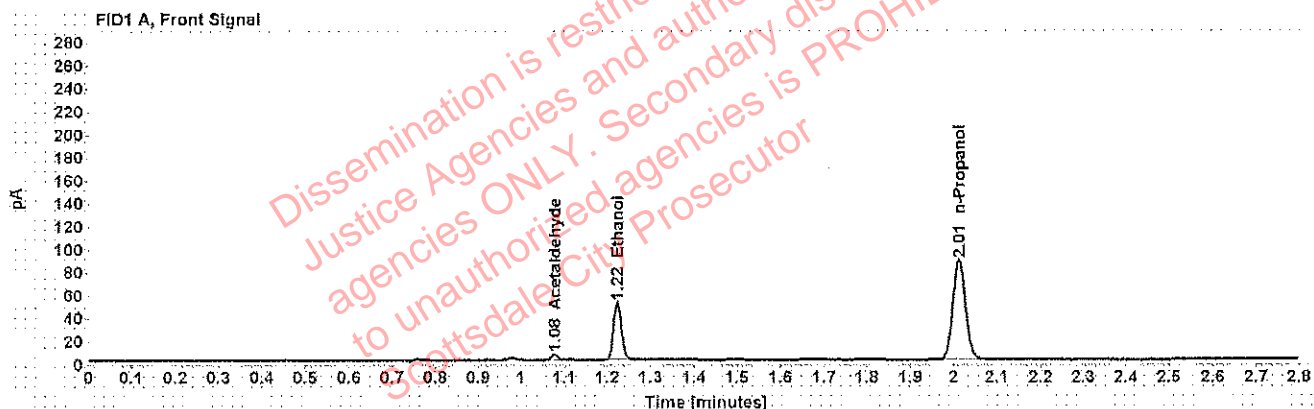


Table 1: FID 1 A (column DB-ALC1)

Compound	Amount (g/100mL)	Time (min)	Peak Area
Acetaldehyde	-----	1.077	4.914
>Ethanol	0.0964	1.223	63.781
n-Propanol	-----	2.012	175.982

Table 2: FID 2 B (column DB-ALC2)

Compound	Time (min)	Peak Area
Acetaldehyde	0.984	6.171
Ethanol	1.344	74.620
n-Propanol	2.375	206.657

### Scottsdale Police Department Crime Lab Volatiles Analysis

<b>Sample:</b> [REDACTED]	<b>Item number:</b> 1214288
<b>Injection date:</b> 6/12/2018 11:04:35 AM	<b>Vial:</b> 22
<b>Method:</b> ethanol quant.M	<b>Sequence:</b> 12Jun18
<b>Instrument:</b> US14173023 CN14160045	<b>Analyst:</b> Adrian
<b>Data file:</b> C:\Chem32\1\Data\12Jun18\22.D	

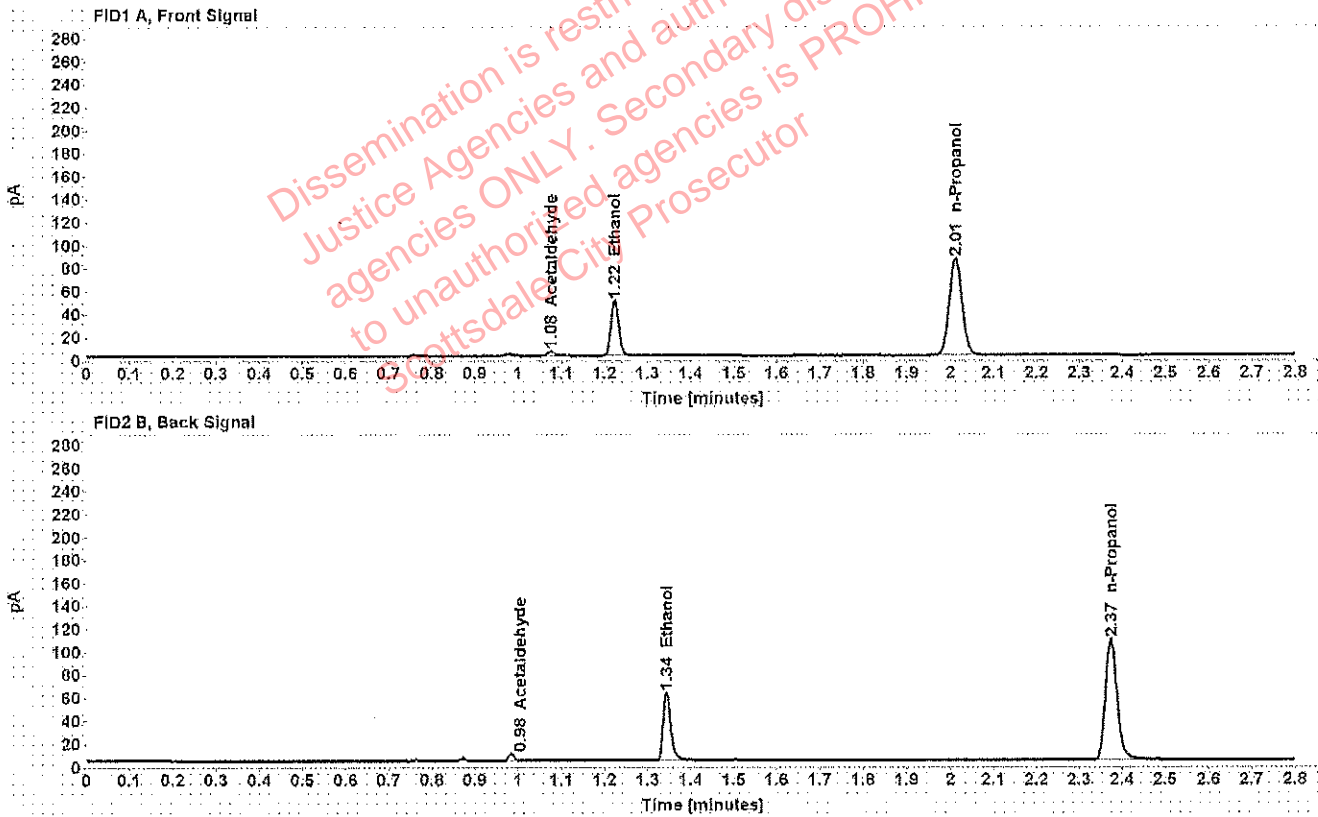


Table 1: FID 1 A (column DB-ALC1)

Compound	Amount (g/100mL)	Time (min)	Peak Area
Acetaldehyde	-----	1.077	4.329
>Ethanol	0.0950	1.223	61.582
n-Propanol	-----	2.012	172.507

Table 2: FID 2 B (column DB-ALC2)

Compound	Time (min)	Peak Area
Acetaldehyde	0.984	5.440
Ethanol	1.344	72.429
n-Propanol	2.374	202.424

## Scottsdale Police Department Crime Lab Volatiles Analysis

Sample: [REDACTED]	Item number: 1213906
Injection date: 6/12/2018 11:08:34 AM	Vial: 23
Method: ethanol quant.M	Sequence: 12Jun18
Instrument: US14173023 CN14160045	Analyst: Adrian
Data file: C:\Chem321\1\Data\12Jun18\23.D	

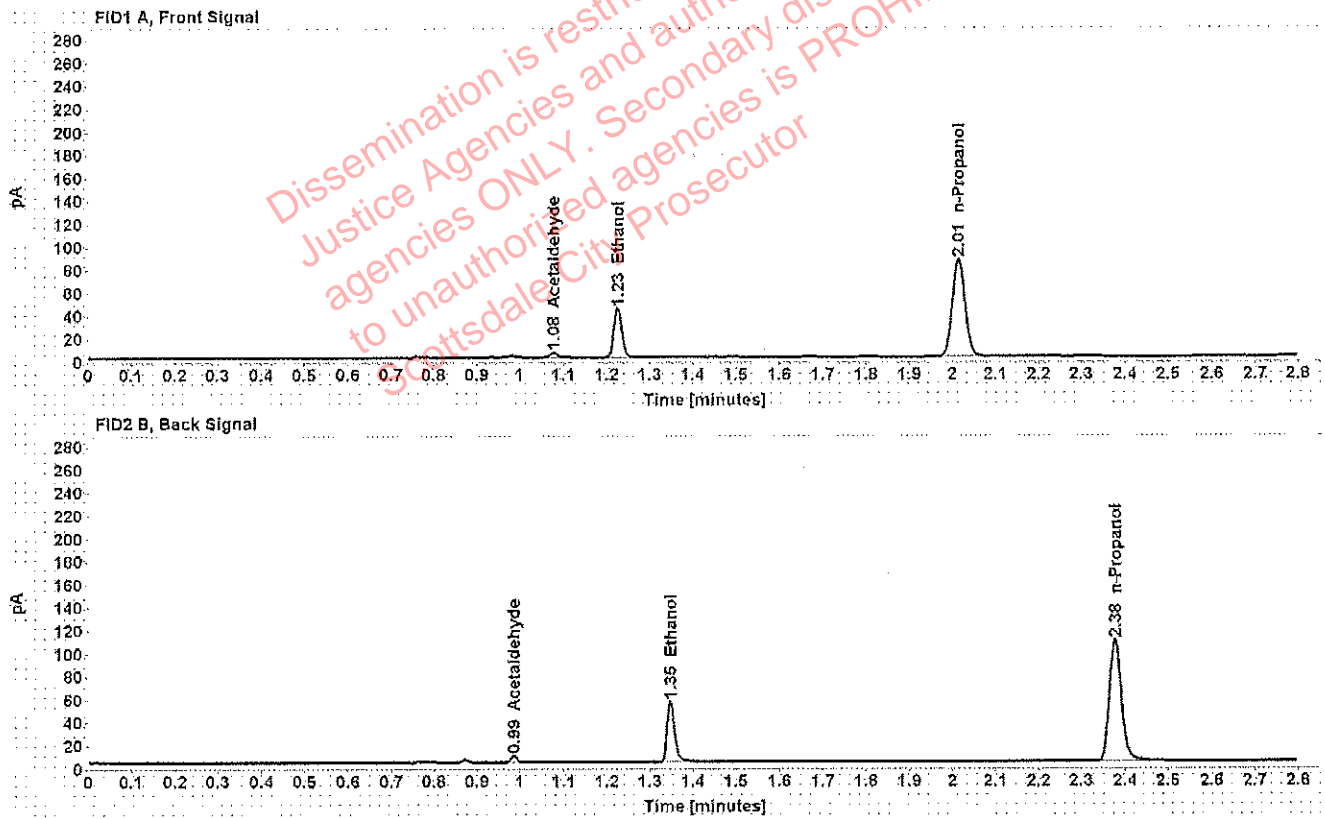


Table 1: FID 1 A (column DB-ALC1)

Compound	Amount (g/100mL)	Time (min)	Peak Area
Acetaldehyde	-----	1.078	4.238
>Ethanol	0.0845	1.225	55.100
n-Propanol	-----	2.014	173.864

Table 2: FID 2 B (column DB-ALC2)

Compound	Time (min)	Peak Area
Acetaldehyde	0.985	5.272
Ethanol	1.347	64.245
n-Propanol	2.377	204.348

## Scottsdale Police Department Crime Lab Volatiles Analysis

Sample: [REDACTED]	Item number: 1213906
Injection date: 6/12/2018 11:12:35 AM	Vial: 24
Method: ethanol quant.M	Sequence: 12Jun18
Instrument: US14173023 CN14160045	Analyst: Adrian
Data file: C:\Chem32\1\Data\12Jun18\24.D	

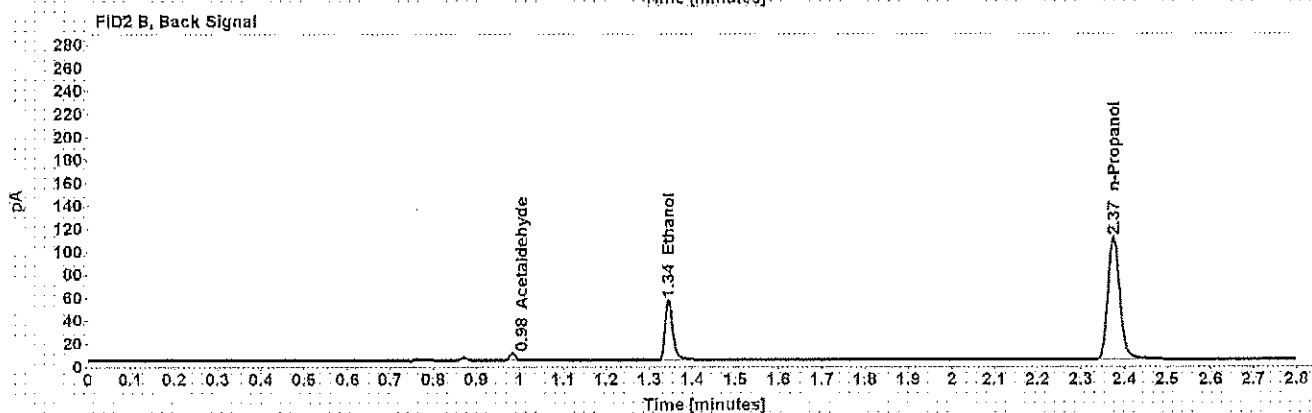
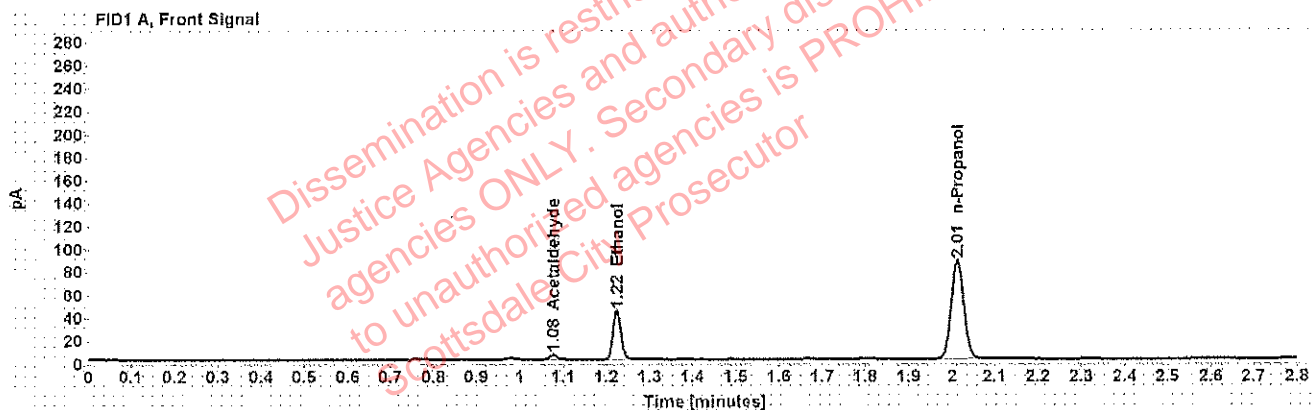


Table 1: FID 1 A (column DB-ALC1)

Compound	Amount (g/100mL)	Time (min)	Peak Area
Acetaldehyde	-----	1.077	4.394
>Ethanol	0.0834	1.224	54.746
n-Propanol	-----	2.013	174.961

Table 2: FID 2 B (column DB-ALC2)

Compound	Time (min)	Peak Area
Acetaldehyde	0.984	5.550
Ethanol	1.345	64.052
n-Propanol	2.375	205.365

### Scottsdale Police Department Crime Lab Volatiles Analysis

<b>Sample:</b> [REDACTED]	<b>Item number:</b> 1214110
<b>Injection date:</b> 6/12/2018 11:16:50 AM	<b>Vial:</b> 25
<b>Method:</b> ethanol quant.M	<b>Sequence:</b> 12Jun18
<b>Instrument:</b> US14173023 CN14160045	<b>Analyst:</b> Adrian
<b>Data file:</b> C:\Chem32\1\Data\12Jun18\25.D	

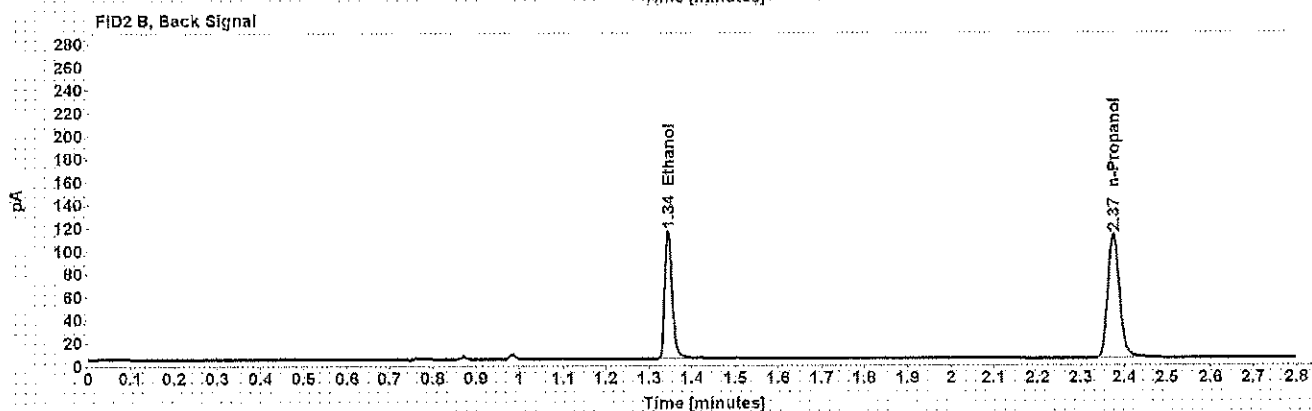
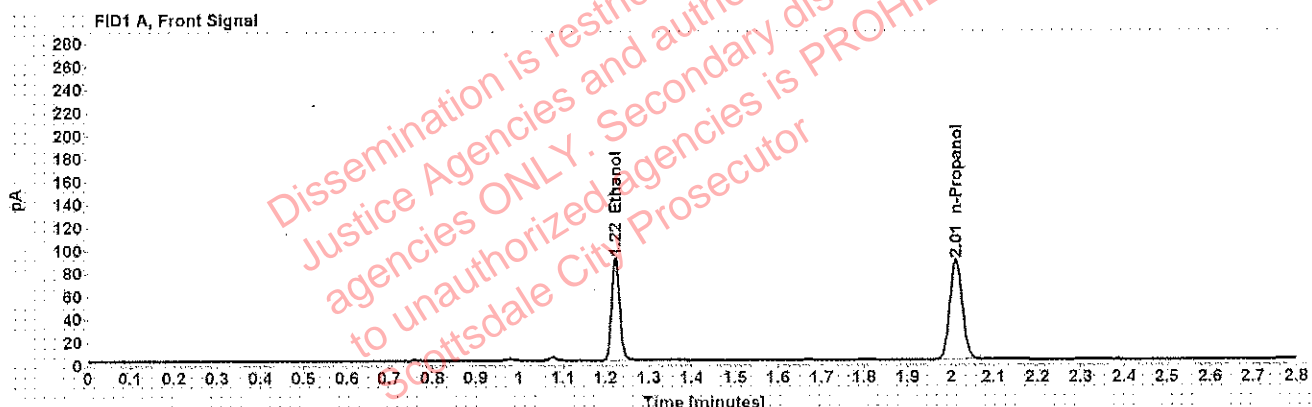


Table 1: FID 1 A (column DB-ALC1)

Compound	Amount (g/100mL)	Time (min)	Peak Area
>Ethanol	0.1702	1.223	114.022
n-Propanol	-----	2.012	177.192

Table 2: FID 2 B (column DB-ALC2)

Compound	Time (min)	Peak Area
Ethanol	1.344	135.238
n-Propanol	2.375	208.532

### Scottsdale Police Department Crime Lab Volatiles Analysis

Sample: [REDACTED]	Item number: 1214110
Injection date: 6/12/2018 11:20:50 AM	Vial: 26
Method: ethanol quant.M	Sequence: 12Jun18
Instrument: US14173023 CN14160045	Analyst: Adrian
Data file: C:\Chem32\1\Data\12Jun18\26.D	

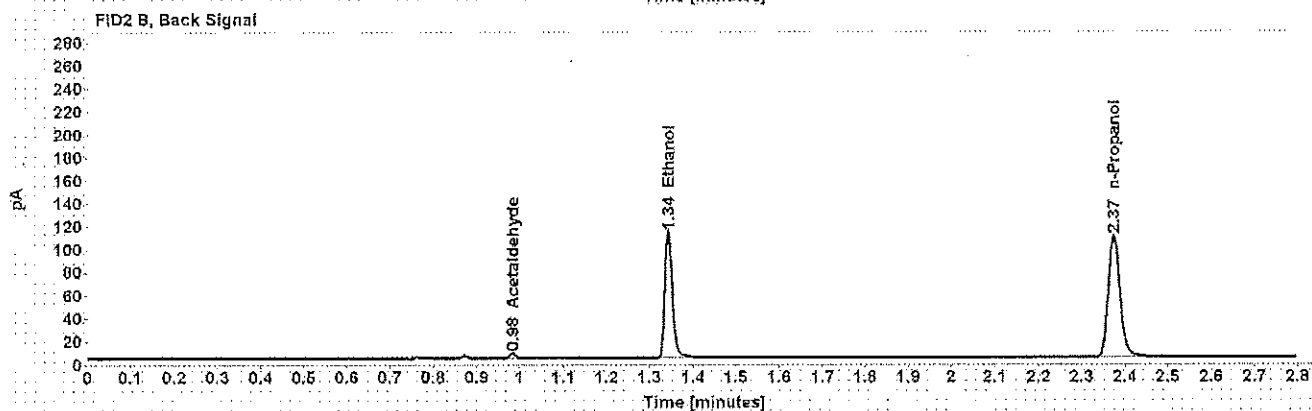
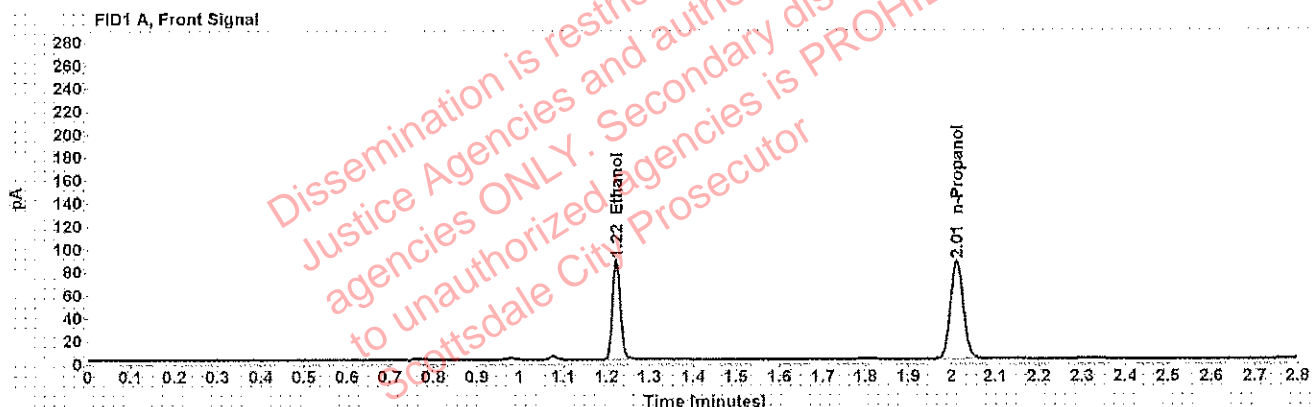


Table 1: FID 1 A (column DB-ALC1)

Compound	Amount (g/100mL)	Time (min)	Peak Area
>Ethanol	0.1700	1.223	111.705
n-Propanol	-----	2.012	173.846

Table 2: FID 2 B (column DB-ALC2)

Compound	Time (min)	Peak Area
Acetaldehyde	0.984	3.807
Ethanol	1.343	132.778
n-Propanol	2.374	204.688

### Scottsdale Police Department Crime Lab Volatiles Analysis

<b>Sample:</b> [REDACTED]	<b>Item number:</b> 1215121
<b>Injection date:</b> 6/12/2018 11:24:50 AM	<b>Vial:</b> 27
<b>Method:</b> ethanol quant.M	<b>Sequence:</b> 12Jun18
<b>Instrument:</b> US14173023 CN14160045	<b>Analyst:</b> Adrian
<b>Data file:</b> C:\Chem32\1\Data\12Jun18\27.D	

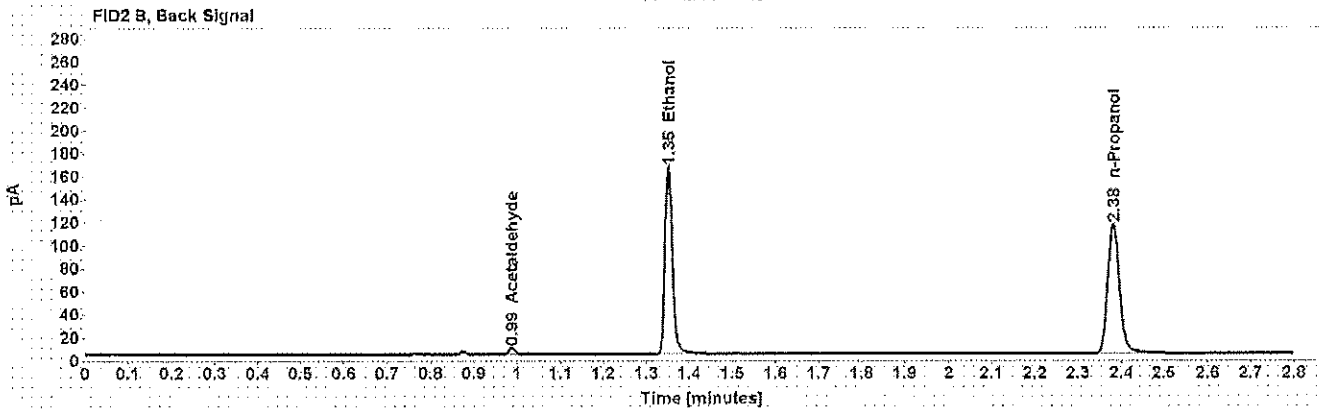
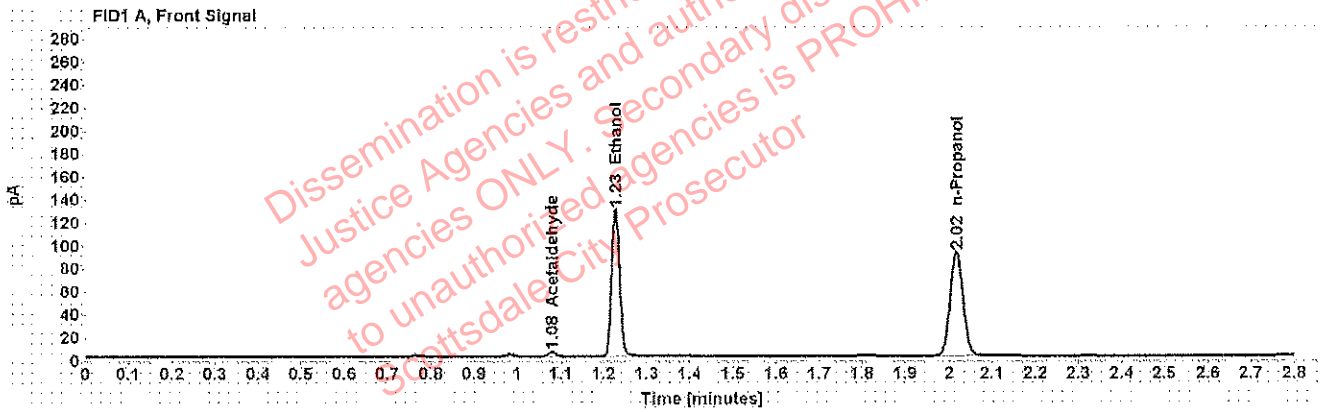


Table 1: FID 1 A (column DB-ALC1)

Compound	Amount (g/100mL)	Time (min)	Peak Area
Acetaldehyde	-----	1.080	4.053
>Ethanol	0.2396	1.228	167.024
n-Propanol	-----	2.017	183.976

Table 2: FID 2 B (column DB-ALC2)

Compound	Time (min)	Peak Area
Acetaldehyde	0.988	5.123
Ethanol	1.351	199.065
n-Propanol	2.381	217.008

### Scottsdale Police Department Crime Lab Volatiles Analysis

<b>Sample:</b> [REDACTED]	<b>Item number:</b> 1215121
<b>Injection date:</b> 6/12/2018 11:28:49 AM	<b>Vial:</b> 28
<b>Method:</b> ethanol quant.M	<b>Sequence:</b> 12Jun18
<b>Instrument:</b> US14173023 CN14160045	<b>Analyst:</b> Adrian
<b>Data file:</b> C:\Chem32\1\Data\12Jun18\28.D	

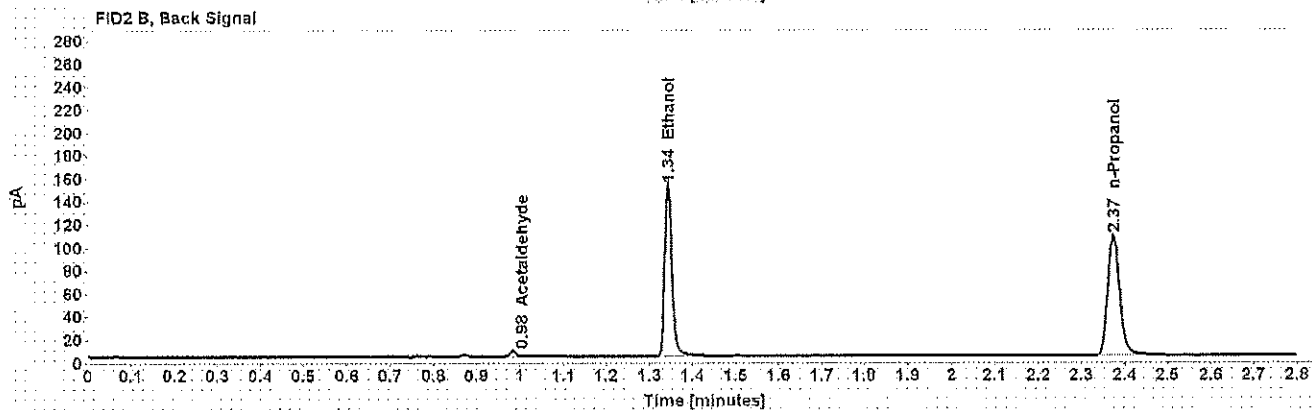
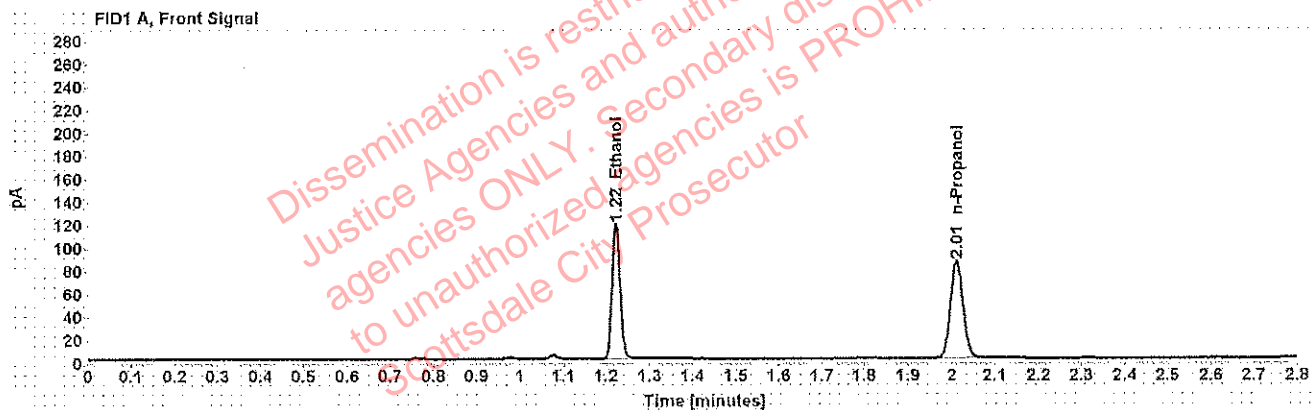


Table 1: FID 1 A (column DB-ALC1)

Compound	Amount (g/100mL)	Time (min)	Peak Area
>Ethanol	0.2311	1.222	150.624
n-Propanol	-----	2.012	172.023

Table 2: FID 2 B (column DB-ALC2)

Compound	Time (min)	Peak Area
Acetaldehyde	0.984	4.552
Ethanol	1.343	179.825
n-Propanol	2.374	202.794



### Scottsdale Police Department Crime Lab Volatiles Analysis

Sample: [REDACTED]	Item number: 260-01A
Injection date: 6/12/2018 11:32:50 AM	Vial: 29
Method: ethanol quant.M	Sequence: 12Jun18
Instrument: US14173023 CN14160045	Analyst: Adrian
Data file: C:\Chem32\1\Data\12Jun18\29.D	

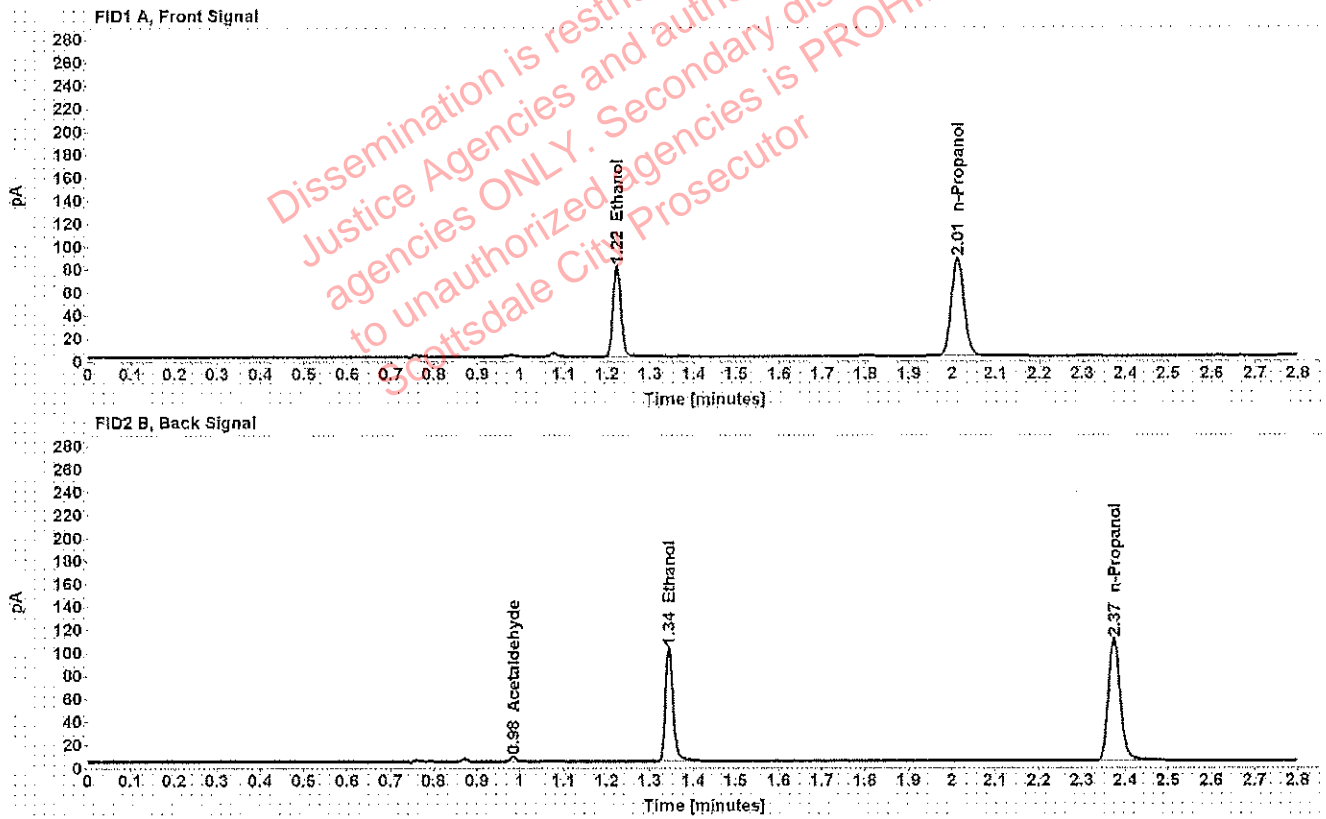


Table 1: FID 1 A (column DB-ALC1)

Compound	Amount (g/100mL)	Time (min)	Peak Area
>Ethanol	0.1542	1.223	101.349
n-Propanol	-----	2.012	173.954

Table 2: FID 2 B (column DB-ALC2)

Compound	Time (min)	Peak Area
Acetaldehyde	0.984	3.791
Ethanol	1.344	120.004
n-Propanol	2.374	205.039

### Scottsdale Police Department Crime Lab Volatiles Analysis

Sample: [REDACTED]	Item number: 260-01A
Injection date: 6/12/2018 11:36:50 AM	Vial: 30
Method: ethanol quant.M	Sequence: 12Jun18
Instrument: US14173023 CN14160045	Analyst: Adrian
Data file: C:\Chem32\1\Data\12Jun18\30.D	

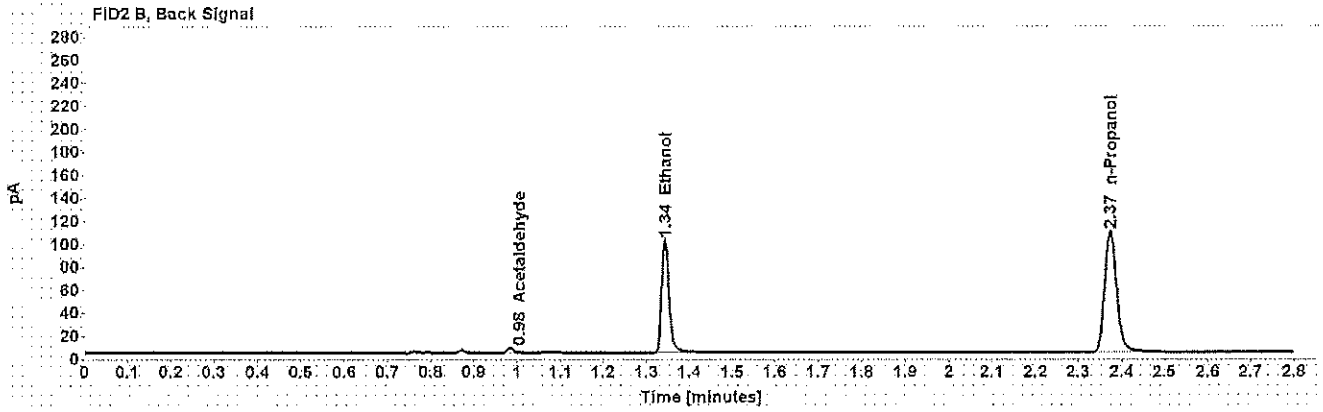
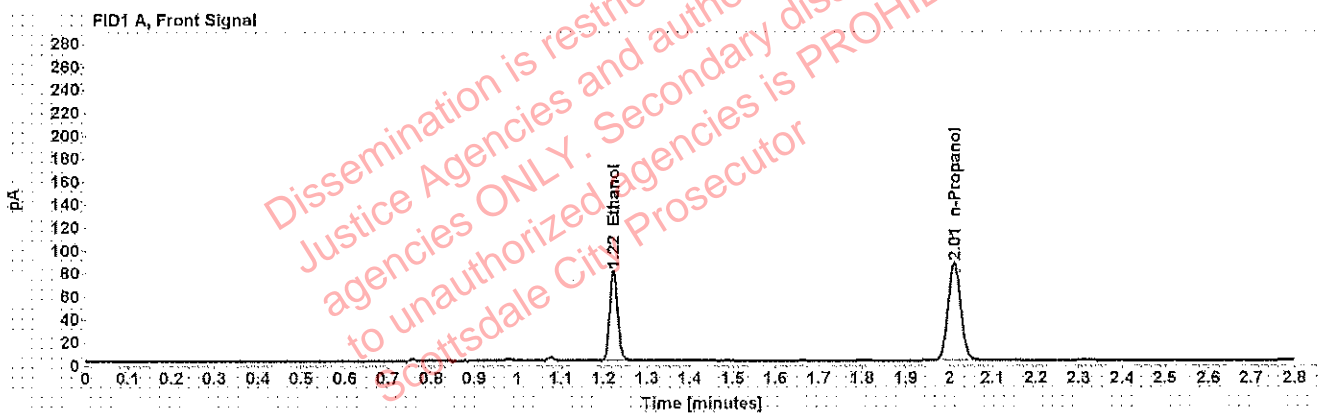


Table 1: FID 1 A (column DB-ALC1)

Compound	Amount (g/100mL)	Time (min)	Peak Area
>Ethanol	0.1537	1.223	100.501
n-Propanol	-----	2.012	173.142

Table 2: FID 2 B (column DB-ALC2)

Compound	Time (min)	Peak Area
Acetaldehyde	0.984	3.881
Ethanol	1.343	119.038
n-Propanol	2.374	204.190

## Scottsdale Police Department Crime Lab Volatiles Analysis

Sample: [REDACTED]	Item number: 345-02A
Injection date: 6/12/2018 11:45:04 AM	Vial: 32
Method: ethanol quant.M	Sequence: 12Jun18
Instrument: US14173023 CN14160045	Analyst: Adrian
Data file: C:\Chem32\1\Data\12Jun18\32.D	

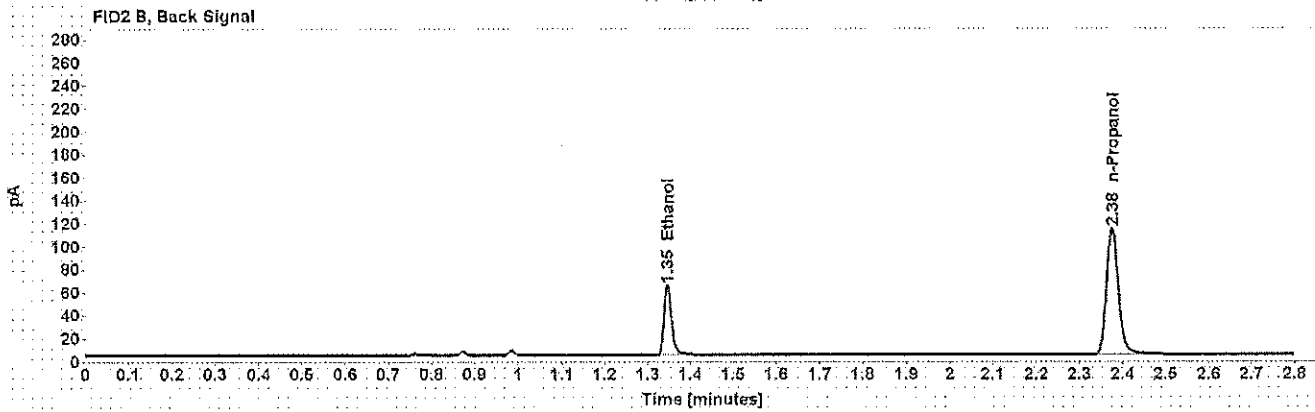
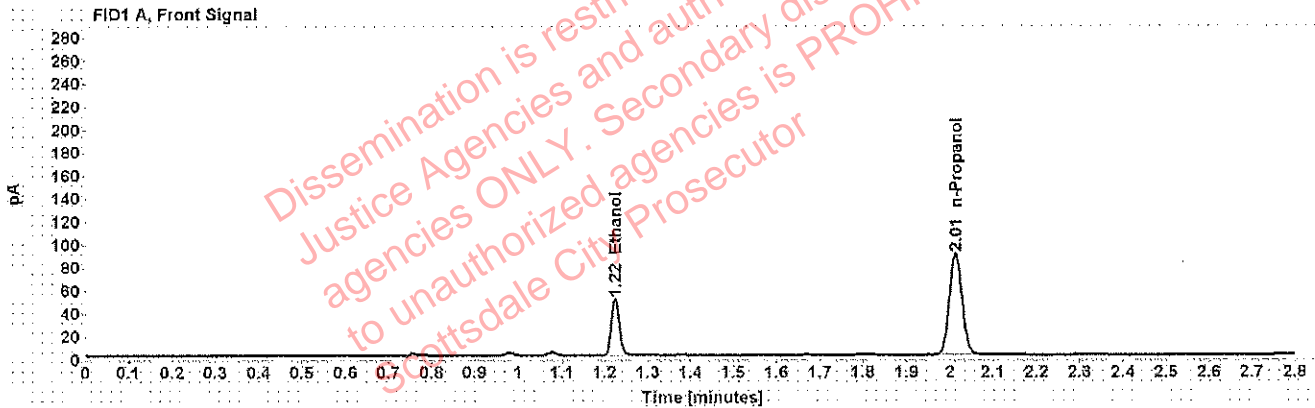


Table 1: FID 1 A (column DB-ALC1)

Compound	Amount (g/100mL)	Time (min)	Peak Area
>Ethanol	0.0937	1.224	63.388
n-Propanol	-----	2.013	180.080

Table 2: FID 2 B (column DB-ALC2)

Compound	Time (min)	Peak Area
Ethanol	1.346	74.623
n-Propanol	2.376	212.635

## Scottsdale Police Department Crime Lab Volatiles Analysis

<b>Sample:</b> [REDACTED]	<b>Item number:</b> 345-02A
<b>Injection date:</b> 6/12/2018 11:49:04 AM	<b>Vial:</b> 33
<b>Method:</b> ethanol quant.M	<b>Sequence:</b> 12Jun18
<b>Instrument:</b> US14173023 CN14160045	<b>Analyst:</b> Adrian
<b>Data file:</b> C:\Chem32\1\Data\12Jun18\33.D	

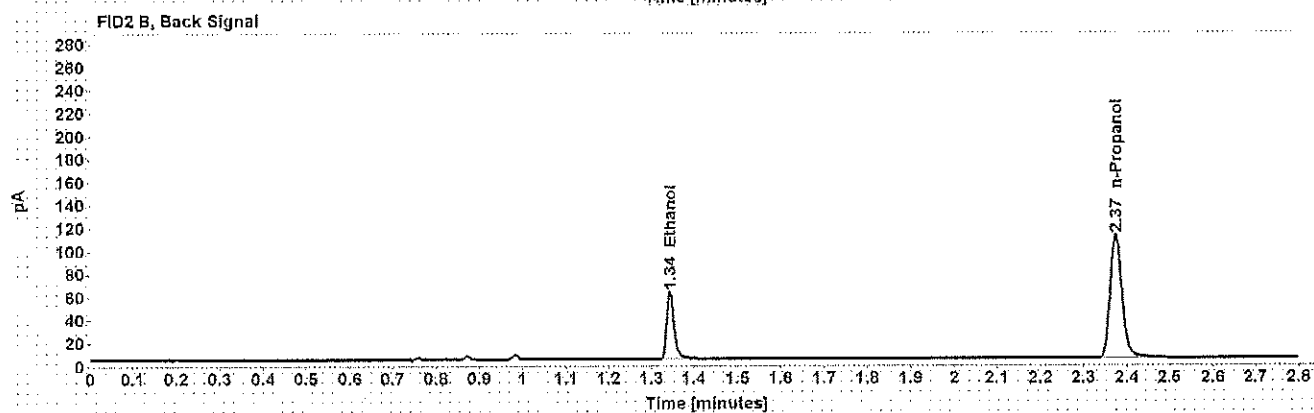
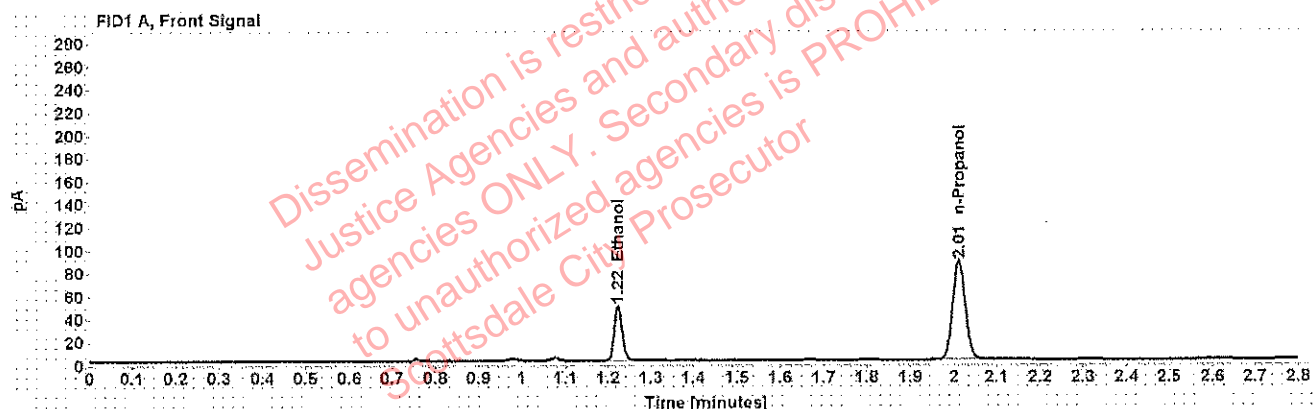


Table 1: FID 1 A (column DB-ALC1)

Compound	Amount (g/100mL)	Time (min)	Peak Area
>Ethanol	0.0921	1.223	60.797
n-Propanol	-----	2.012	175.678

Table 2: FID 2 B (column DB-ALC2)

Compound	Time (min)	Peak Area
Ethanol	1.344	71.496
n-Propanol	2.374	207.713

### Scottsdale Police Department Crime Lab Volatiles Analysis

Sample: [REDACTED]	Item number: 176-01A
Injection date: 6/12/2018 11:53:05 AM	Vial: 34
Method: ethanol quant.M	Sequence: 12Jun18
Instrument: US14173023 CN14160045	Analyst: Adrian
Data file: C:\Chem32\1\Data\12Jun18\34.D	

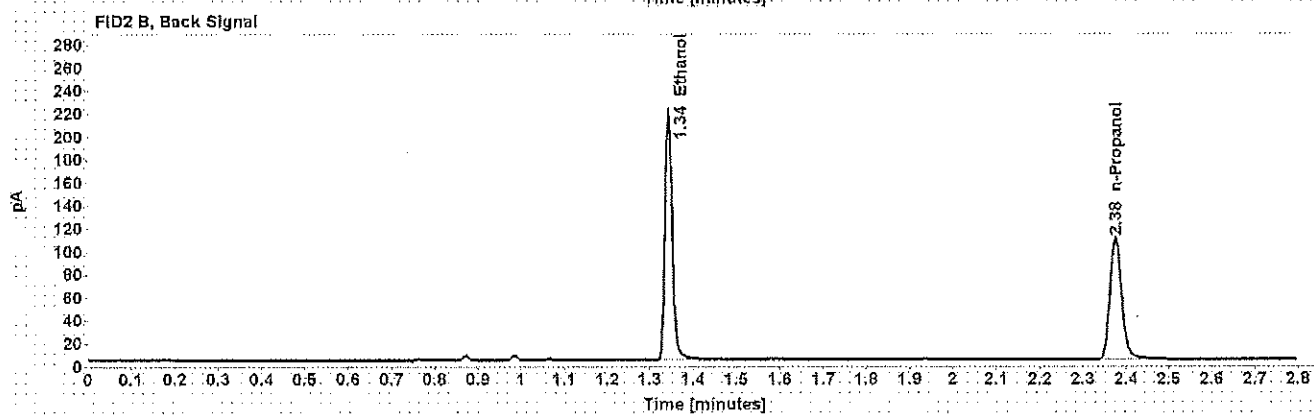
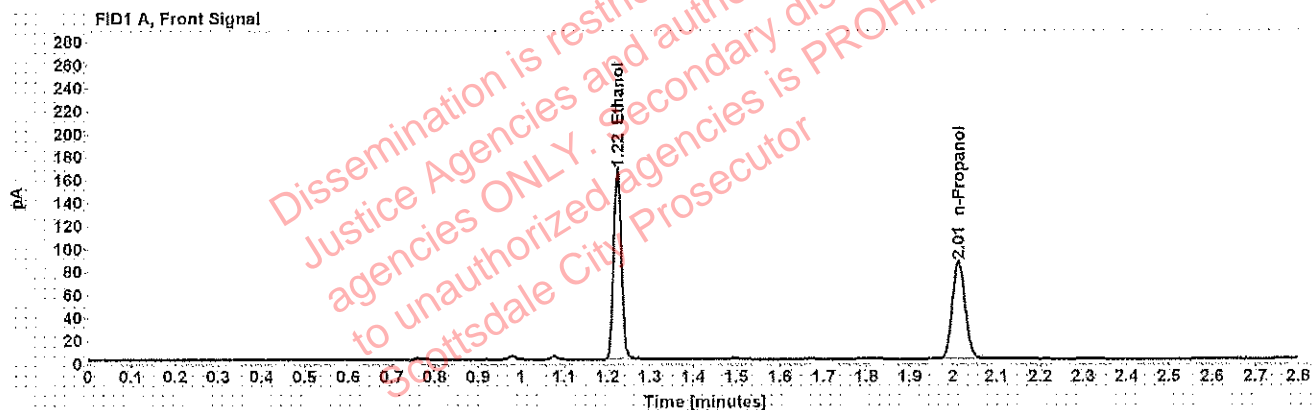


Table 1: FID 1 A (column DB-ALC1)

Compound	Amount (g/100mL)	Time (min)	Peak Area
>Ethanol	0.3247	1.223	212.979
n-Propanol	-----	2.013	172.898

Table 2: FID 2 B (column DB-ALC2)

Compound	Time (min)	Peak Area
Ethanol	1.344	254.653
n-Propanol	2.375	204.323

### Scottsdale Police Department Crime Lab Volatiles Analysis

Sample: [REDACTED]	Item number: 176-01A
Injection date: 6/12/2018 11:57:04 AM	Vial: 35
Method: ethanol quant.M	Sequence: 12Jun18
Instrument: US14173023 CN14160045	Analyst: Adrian
Data file: C:\Chem3211\Data\12Jun18\35.D	

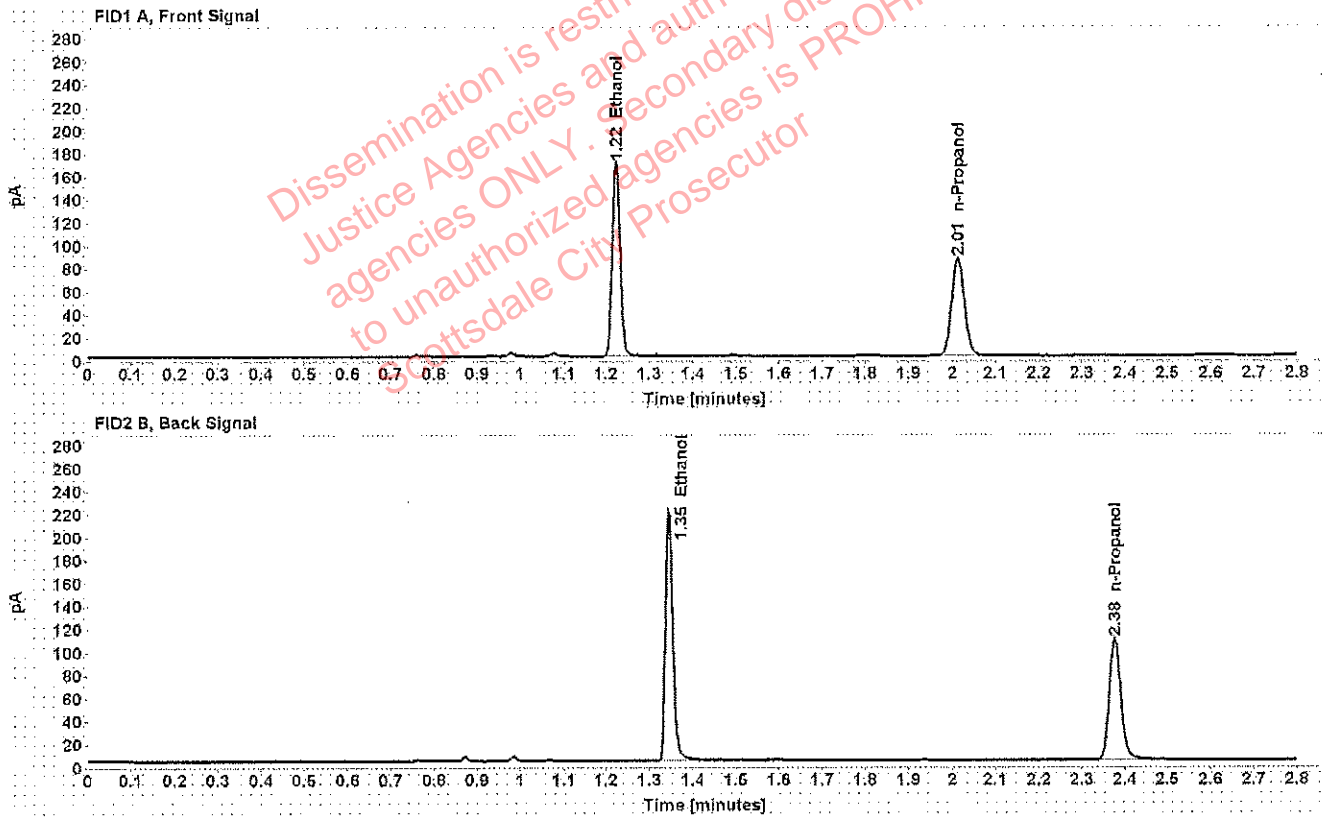


Table 1: FID 1 A (column DB-ALC1)

Compound	Amount (g/100mL)	Time (min)	Peak Area
>Ethanol	0.3308	1.224	216.948
n-Propanol	-----	2.014	172.841

Table 2: FID 2 B (column DB-ALC2)

Compound	Time (min)	Peak Area
Ethanol	1.345	259.315
n-Propanol	2.376	204.519

## Scottsdale Police Department Crime Lab Volatiles Analysis

<b>Sample:</b> [REDACTED]	<b>Item number:</b> 176-01A
<b>Injection date:</b> 6/12/2018 12:01:05 PM	<b>Vial:</b> 36
<b>Method:</b> ethanol quant.M	<b>Sequence:</b> 12Jun18
<b>Instrument:</b> US14173023 CN14160045	<b>Analyst:</b> Adrian
<b>Data file:</b> C:\Chem32\1\Data\12Jun18\36.D	

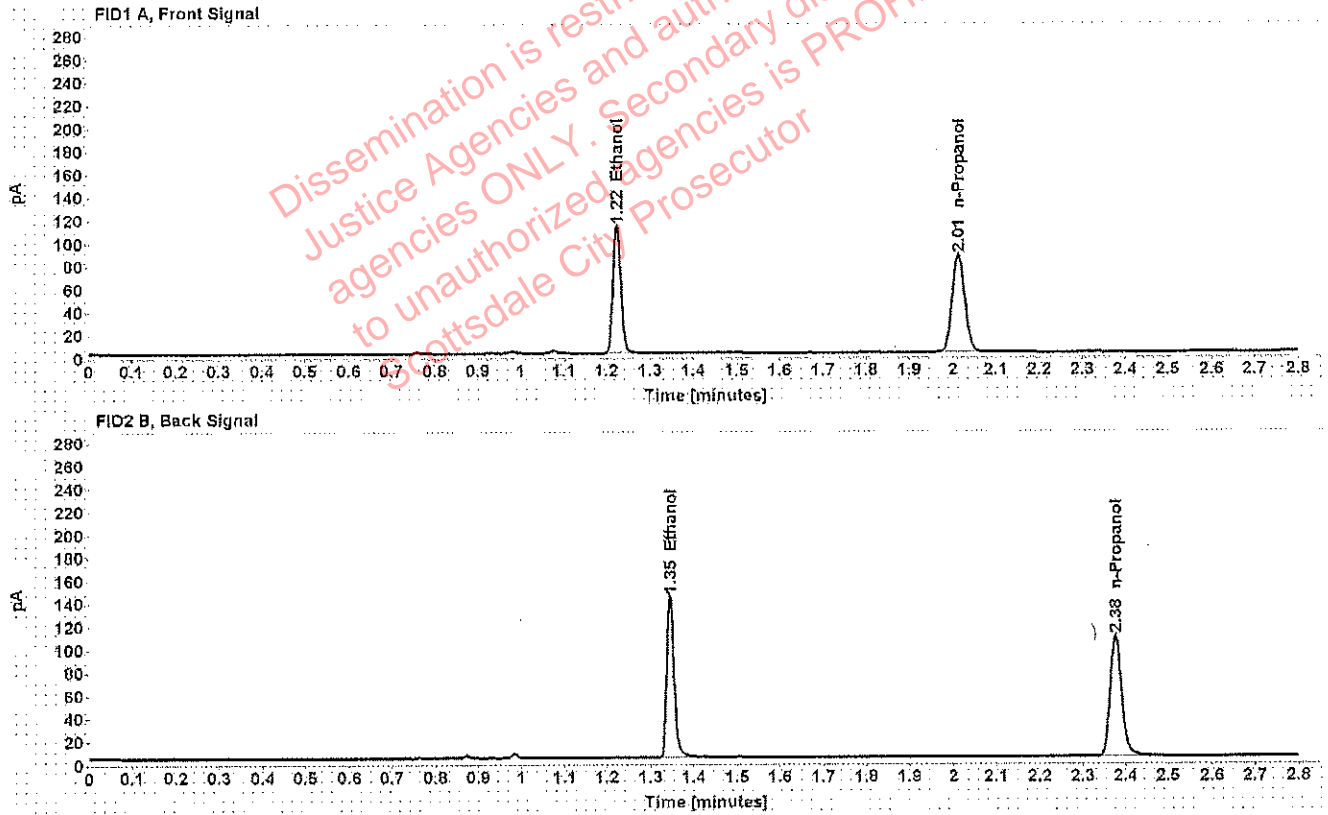


Table 1: FID 1 A (column DB-ALC1)

Compound	Amount (g/100mL)	Time (min)	Peak Area
>Ethanol	0.2186	1.224	142.755
n-Propanol	-----	2.013	172.468

Table 2: FID 2 B (column DB-ALC2)

Compound	Time (min)	Peak Area
Ethanol	1.345	170.307
n-Propanol	2.376	202.964

## Scottsdale Police Department Crime Lab Volatiles Analysis

<b>Sample:</b> [REDACTED]	<b>Item number:</b> 176-01A
<b>Injection date:</b> 6/12/2018 12:05:21 PM	<b>Vial:</b> 37
<b>Method:</b> ethanol quant.M	<b>Sequence:</b> 12Jun18
<b>Instrument:</b> US14173023 CN14160045	<b>Analyst:</b> Adrian
<b>Data file:</b> C:\Chem32\1\Data\12Jun18\37.D	

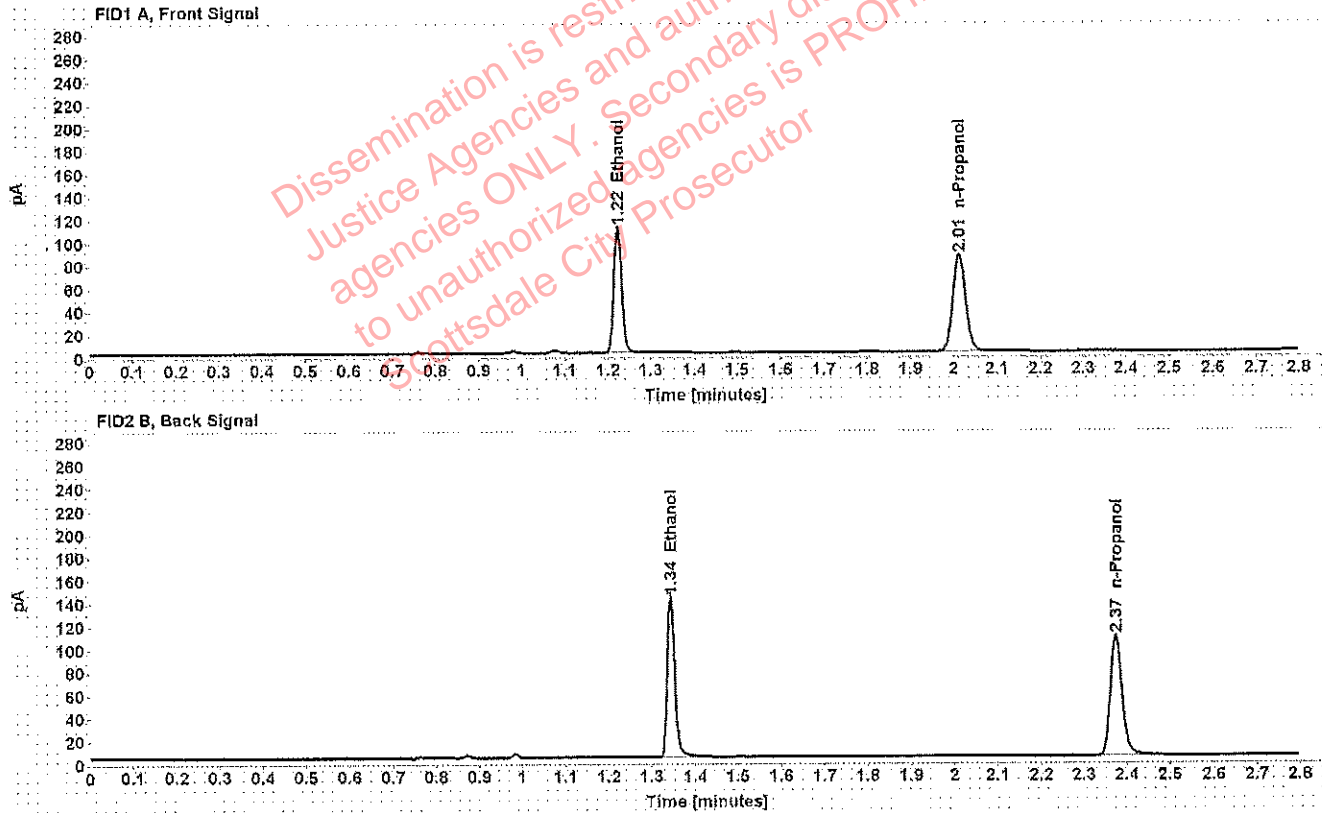


Table 1: FID 1 A (column DB-ALC1)

Compound	Amount (g/100mL)	Time (min)	Peak Area
>Ethanol	0.2169	1.223	141.145
n-Propanol	-----	2.012	171.878

Table 2: FID 2 B (column DB-ALC2)

Compound	Time (min)	Peak Area
Ethanol	1.343	168.210
n-Propanol	2.374	202.717



### Scottsdale Police Department Crime Lab Volatiles Analysis

<b>Sample:</b> [REDACTED]	<b>Item number:</b> 345-01A
<b>Injection date:</b> 6/12/2018 12:09:19 PM	<b>Vial:</b> 38
<b>Method:</b> ethanol quant.M	<b>Sequence:</b> 12Jun18
<b>Instrument:</b> US14173023 CN14160045	<b>Analyst:</b> Adrian
<b>Data file:</b> C:\Chem32\1\Data\12Jun18\38.D	

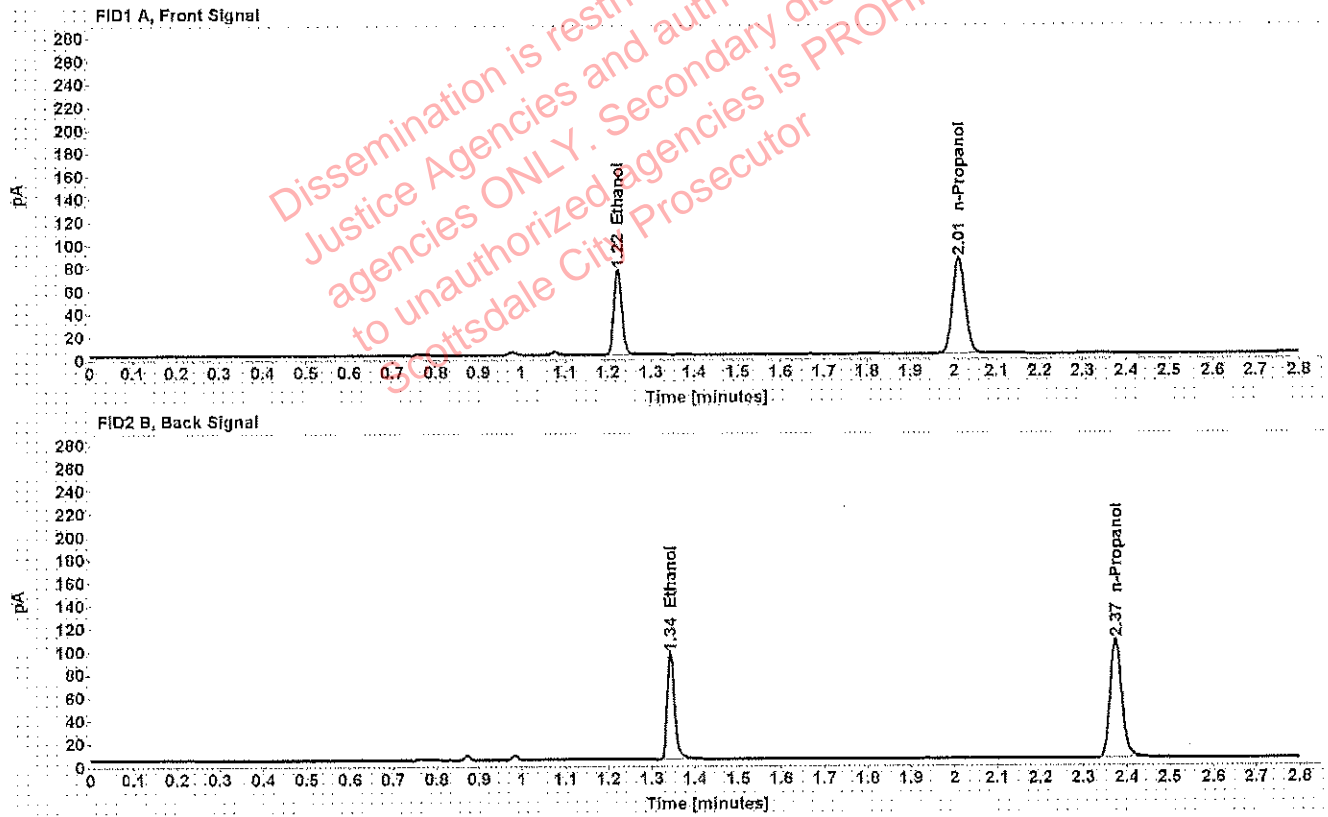


Table 1: FID 1 A (column DB-ALC1)

Compound	Amount (g/100mL)	Time (min)	Peak Area
>Ethanol	0.1488	1.223	94.935
n-Propanol	-----	2.012	168.984

Table 2: FID 2 B (column DB-ALC2)

Compound	Time (min)	Peak Area
Ethanol	1.344	112.442
n-Propanol	2.374	196.968

### Scottsdale Police Department Crime Lab Volatiles Analysis

<b>Sample:</b> [REDACTED]	<b>Item number:</b> 345-01A
<b>Injection date:</b> 6/12/2018 12:13:19 PM	<b>Vial:</b> 39
<b>Method:</b> ethanol quant.M	<b>Sequence:</b> 12Jun18
<b>Instrument:</b> US14173023 CN14160045	<b>Analyst:</b> Adrian
<b>Data file:</b> C:\Chem32\1\Data\12Jun18\39.D	

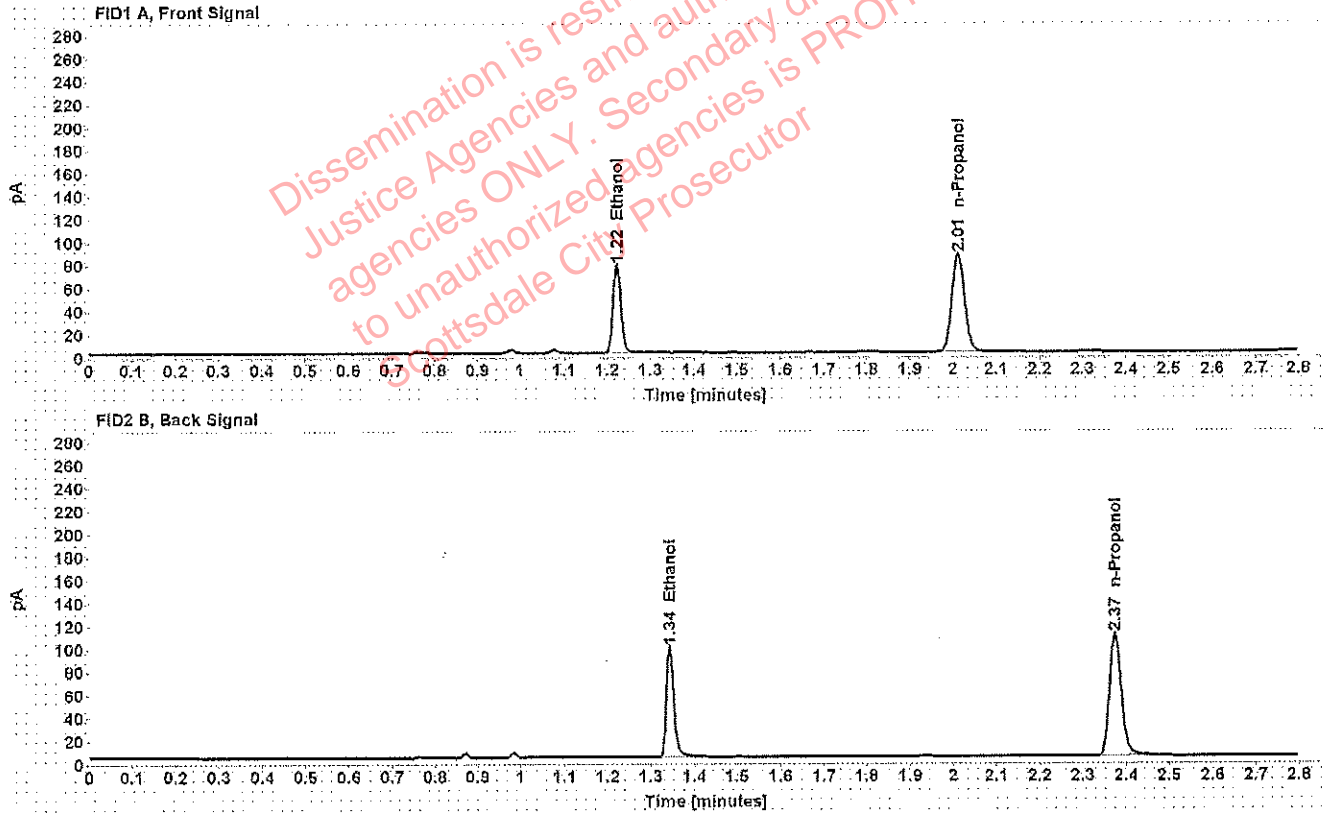


Table 1: FID 1 A (column DB-ALC1)

Compound	Amount (g/100mL)	Time (min)	Peak Area
>Ethanol	0.1499	1.223	98.267
n-Propanol	-----	2.012	173.560

Table 2: FID 2 B (column DB-ALC2)

Compound	Time (min)	Peak Area
Ethanol	1.344	116.798
n-Propanol	2.374	202.606

## Scottsdale Police Department Crime Lab Volatiles Analysis

<b>Sample:</b> [REDACTED]	<b>Item number:</b> 1203093
<b>Injection date:</b> 6/12/2018 12:17:20 PM	<b>Vial:</b> 40
<b>Method:</b> ethanol quant.M	<b>Sequence:</b> 12Jun18
<b>Instrument:</b> US14173023 CN14160045	<b>Analyst:</b> Adrian
<b>Data file:</b> C:\Chem32\1\Data\12Jun18\40.D	

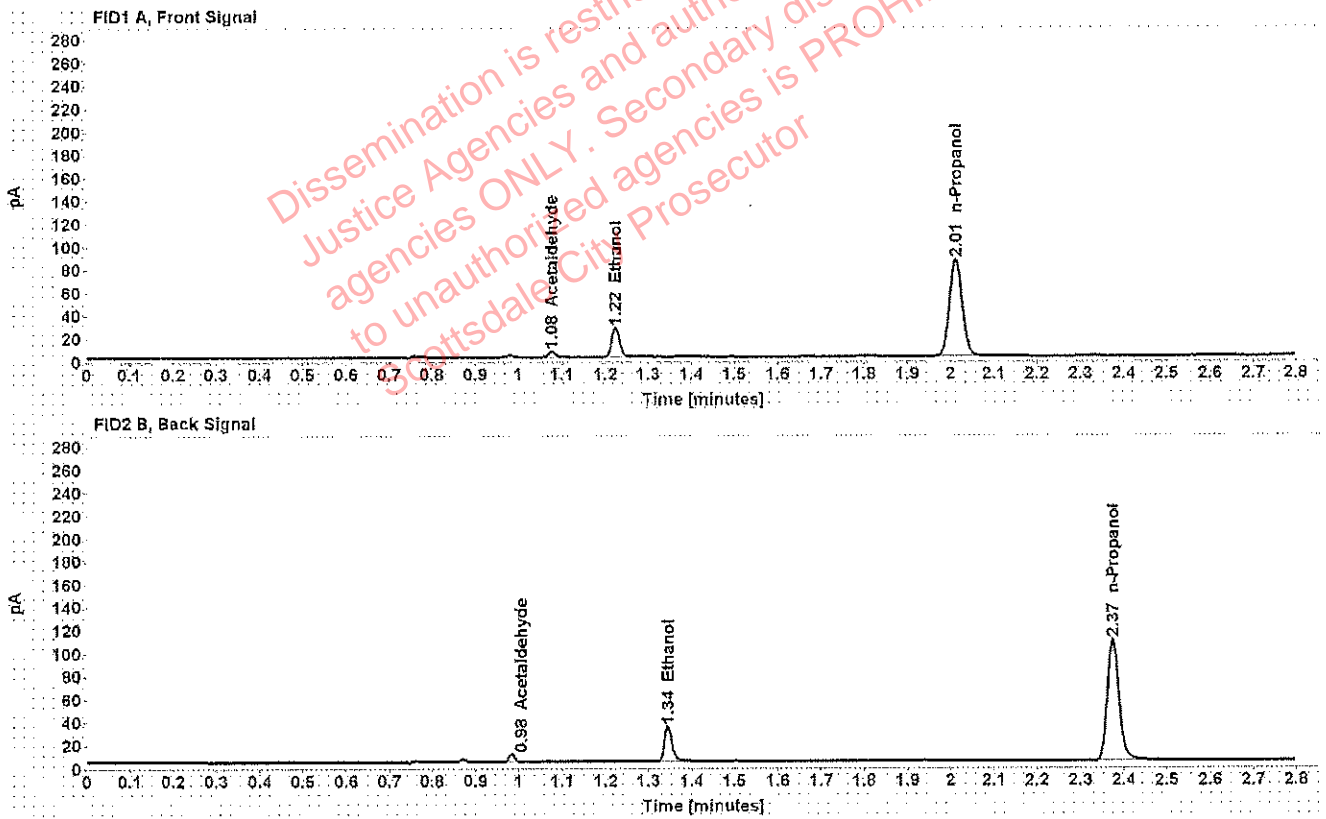


Table 1: FID 1 A (column DB-ALC1)

Compound	Amount (g/100mL)	Time (min)	Peak Area
Acetaldehyde	-----	1.076	4.881
>Ethanol	0.0511	1.223	32.651
n-Propanol	-----	2.012	172.116

Table 2: FID 2 B (column DB-ALC2)

Compound	Time (min)	Peak Area
Acetaldehyde	0.983	6.183
Ethanol	1.345	38.741
n-Propanol	2.374	202.796

Case: [REDACTED] ser: wadrian 6/12/2018

## Scottsdale Police Department Crime Lab Volatiles Analysis

<b>Sample:</b> [REDACTED]	<b>Item number:</b> 1203093
<b>Injection date:</b> 6/12/2018 12:21:19 PM	<b>Vial:</b> 41
<b>Method:</b> ethanol quant.M	<b>Sequence:</b> 12Jun18
<b>Instrument:</b> US14173023 CN14160045	<b>Analyst:</b> Adrian
<b>Data file:</b> C:\Chem32\1\Data\12Jun18\41.D	

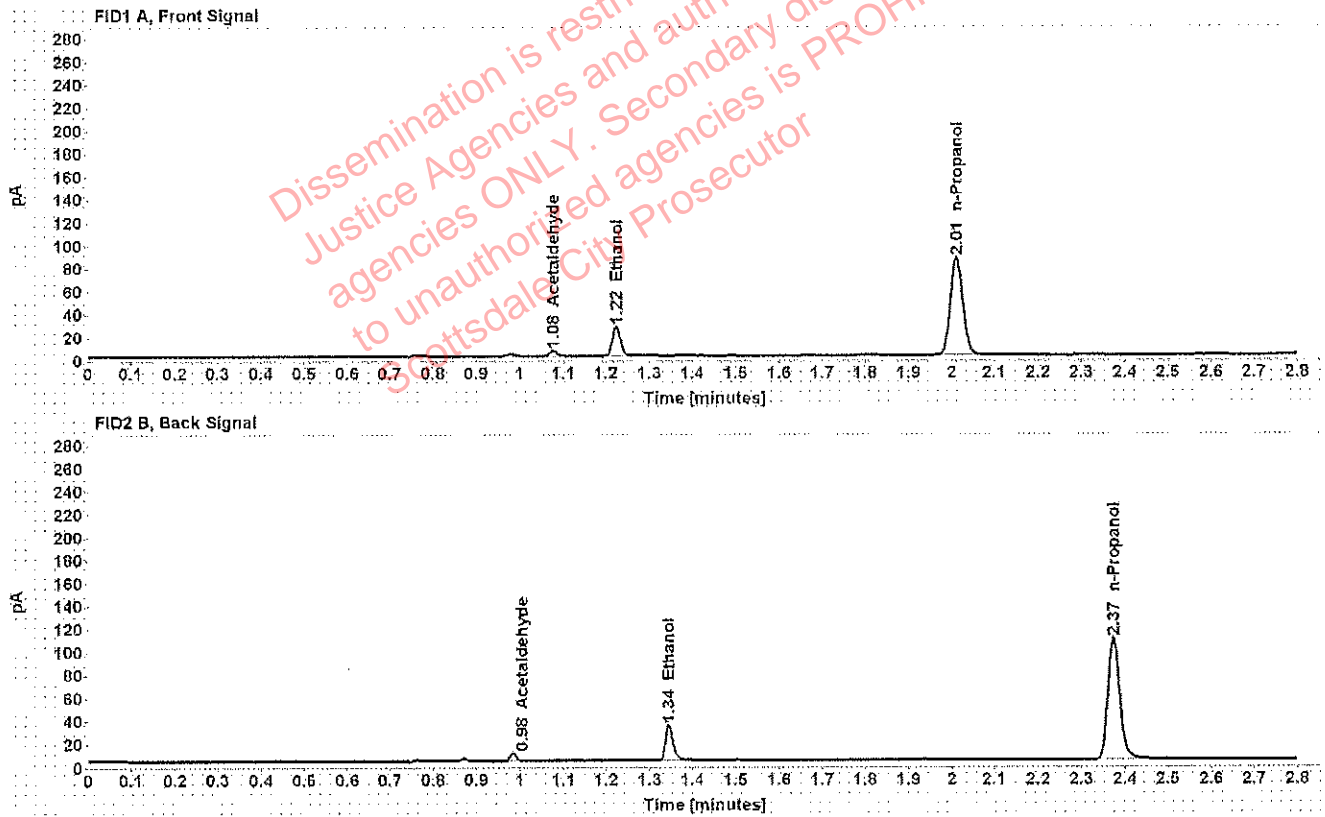


Table 1: FID 1 A (column DB-ALC1)

Compound	Amount (g/100mL)	Time (min)	Peak Area
Acetaldehyde	-----	1.076	4.828
>Ethanol	0.0507	1.223	32.566
n-Propanol	-----	2.012	172.757

Table 2: FID 2 B (column DB-ALC2)

Compound	Time (min)	Peak Area
Acetaldehyde	0.983	6.082
Ethanol	1.345	38.663
n-Propanol	2.374	203.701

## Scottsdale Police Department Crime Lab Volatiles Analysis

<b>Sample:</b> [REDACTED]	<b>Item number:</b> 1216406
<b>Injection date:</b> 6/12/2018 12:29:35 PM	<b>Vial:</b> 43
<b>Method:</b> ethanol quant.M	<b>Sequence:</b> 12Jun18
<b>Instrument:</b> US14173023 CN14160045	<b>Analyst:</b> Adrian
<b>Data file:</b> C:\Chem32\1\Data\12Jun18\43.D	

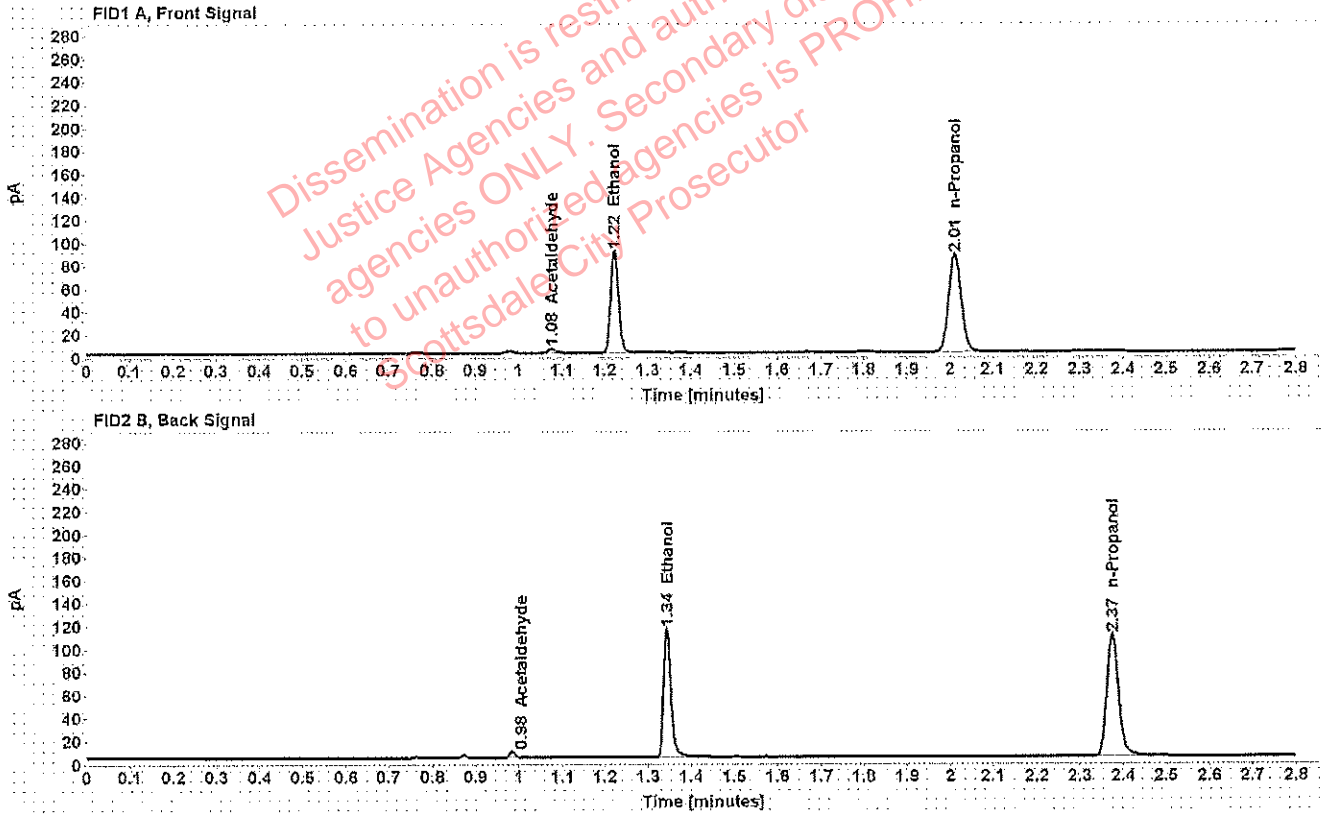


Table 1: FID 1 A (column DB-ALC1)

Compound	Amount (g/100mL)	Time (min)	Peak Area
Acetaldehyde	-----	1.077	3.922
>Ethanol	0.1738	1.223	114.108
n-Propanol	-----	2.012	173.629

Table 2: FID 2 B (column DB-ALC2)

Compound	Time (min)	Peak Area
Acetaldehyde	0.984	4.932
Ethanol	1.344	135.803
n-Propanol	2.374	205.308

## Scottsdale Police Department Crime Lab Volatiles Analysis

Sample: [REDACTED]	Item number: 1216406
Injection date: 6/12/2018 12:33:34 PM	Vial: 44
Method: ethanol quant.M	Sequence: 12Jun18
Instrument: US14173023 CN14160045	Analyst: Adrian
Data file: C:\Chem32\1\Data\12Jun18\44.D	

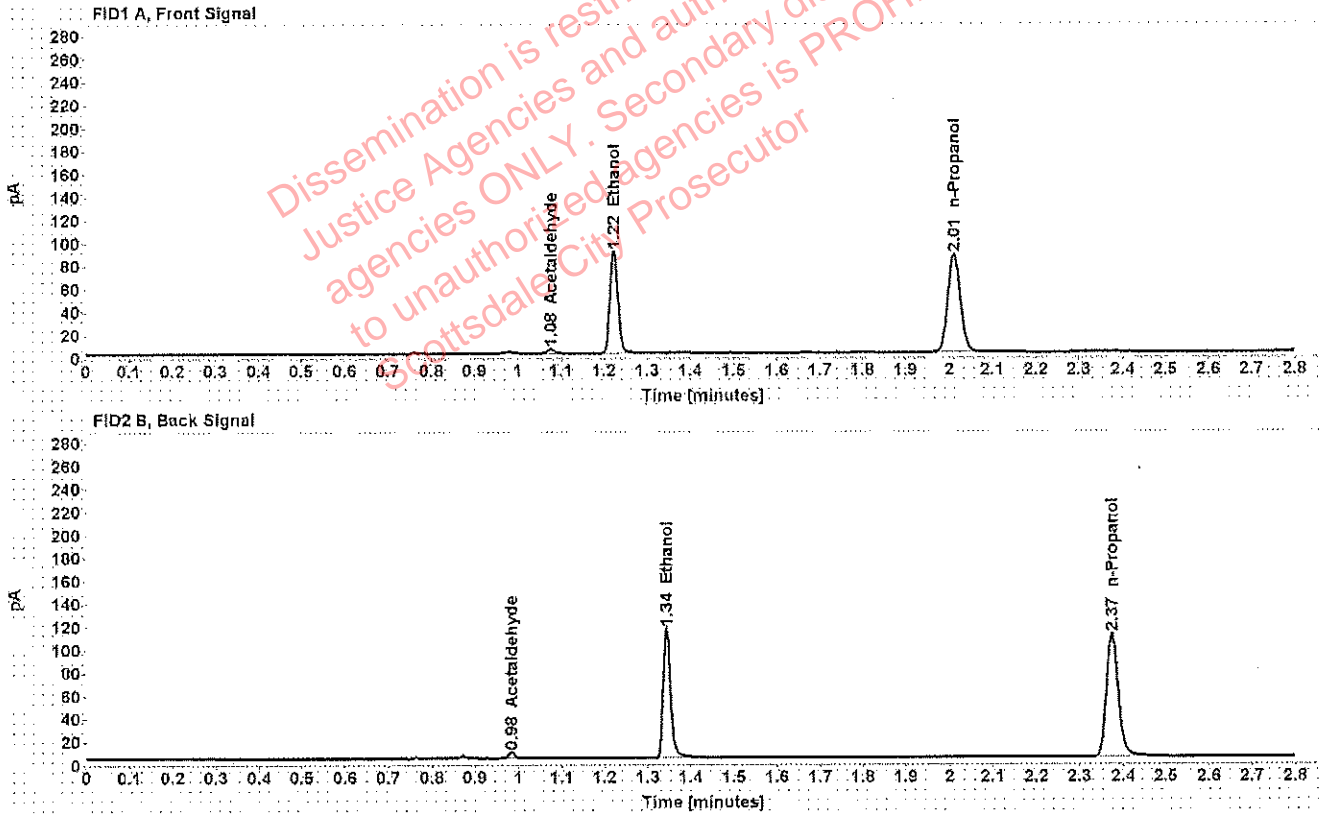


Table 1: FID 1 A (column DB-ALC1)

Compound	Amount (g/100mL)	Time (min)	Peak Area
Acetaldehyde	-----	1.076	3.776
>Ethanol	0.1734	1.223	114.541
n-Propanol	-----	2.012	174.731

Table 2: FID 2 B (column DB-ALC2)

Compound	Time (min)	Peak Area
Acetaldehyde	0.984	4.776
Ethanol	1.343	136.525
n-Propanol	2.374	206.729

### Scottsdale Police Department Crime Lab Volatiles Analysis

<b>Sample:</b> [REDACTED]	<b>Item number:</b> 1217144
<b>Injection date:</b> 6/12/2018 12:37:35 PM	<b>Vial:</b> 45
<b>Method:</b> ethanol quant.M	<b>Sequence:</b> 12Jun18
<b>Instrument:</b> US14173023 CN14160045	<b>Analyst:</b> Adrian
<b>Data file:</b> C:\Chem32\1\Data\12Jun18\45.D	

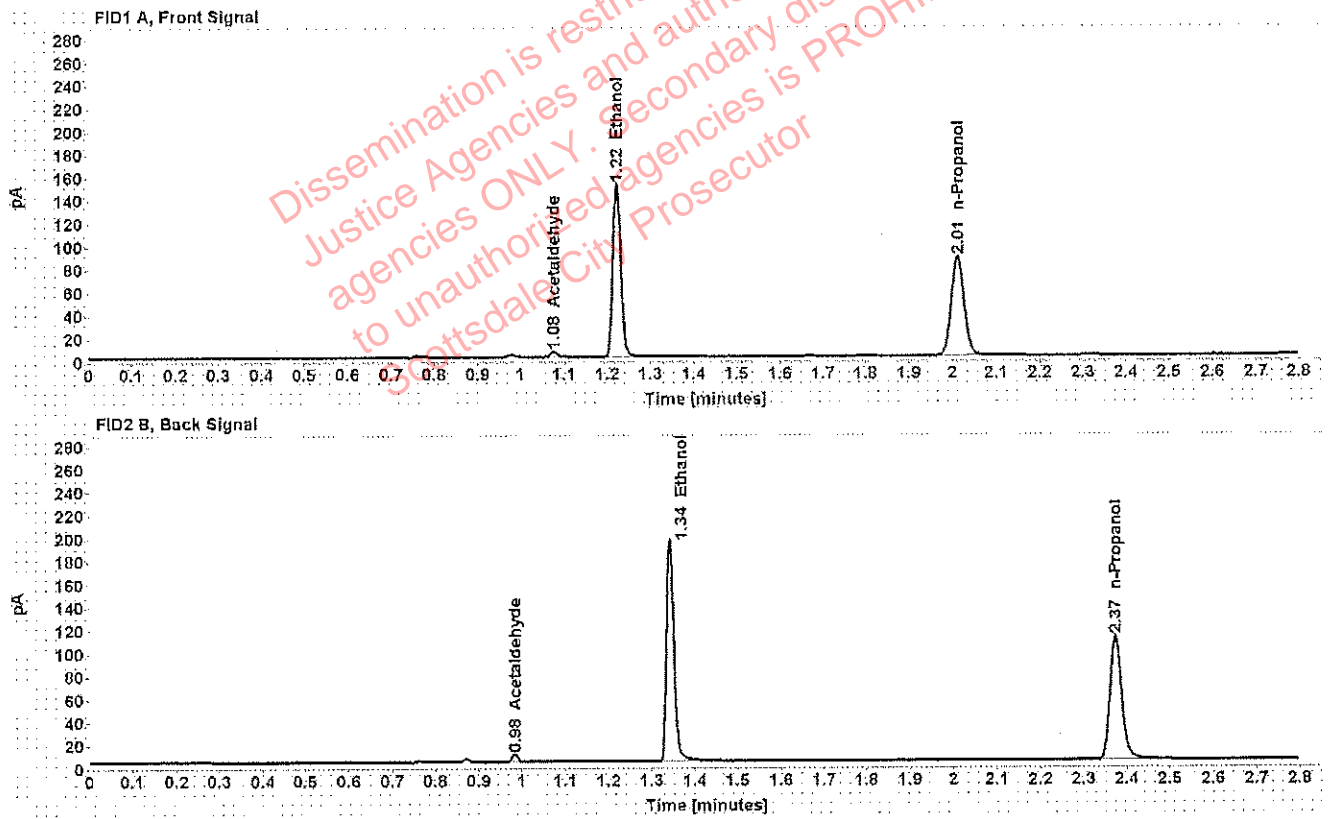


Table 1: FID 1 A (column DB-ALC1)

Compound	Amount (g/100mL)	Time (min)	Peak Area
Acetaldehyde	-----	1.076	4.585
>Ethanol	0.2900	1.222	192.809
n-Propanol	-----	2.012	175.317

Table 2: FID 2 B (column DB-ALC2)

Compound	Time (min)	Peak Area
Acetaldehyde	0.983	5.769
Ethanol	1.343	231.040
n-Propanol	2.374	207.995

### Scottsdale Police Department Crime Lab Volatiles Analysis

<b>Sample:</b> [REDACTED]	<b>Item number:</b> 1217144
<b>Injection date:</b> 6/12/2018 12:41:35 PM	<b>Vial:</b> 46
<b>Method:</b> ethanol quant.M	<b>Sequence:</b> 12Jun18
<b>Instrument:</b> US14173023 CN14160045	<b>Analyst:</b> Adrian
<b>Data file:</b> C:\Chem32\1\Data\12Jun18\46.D	

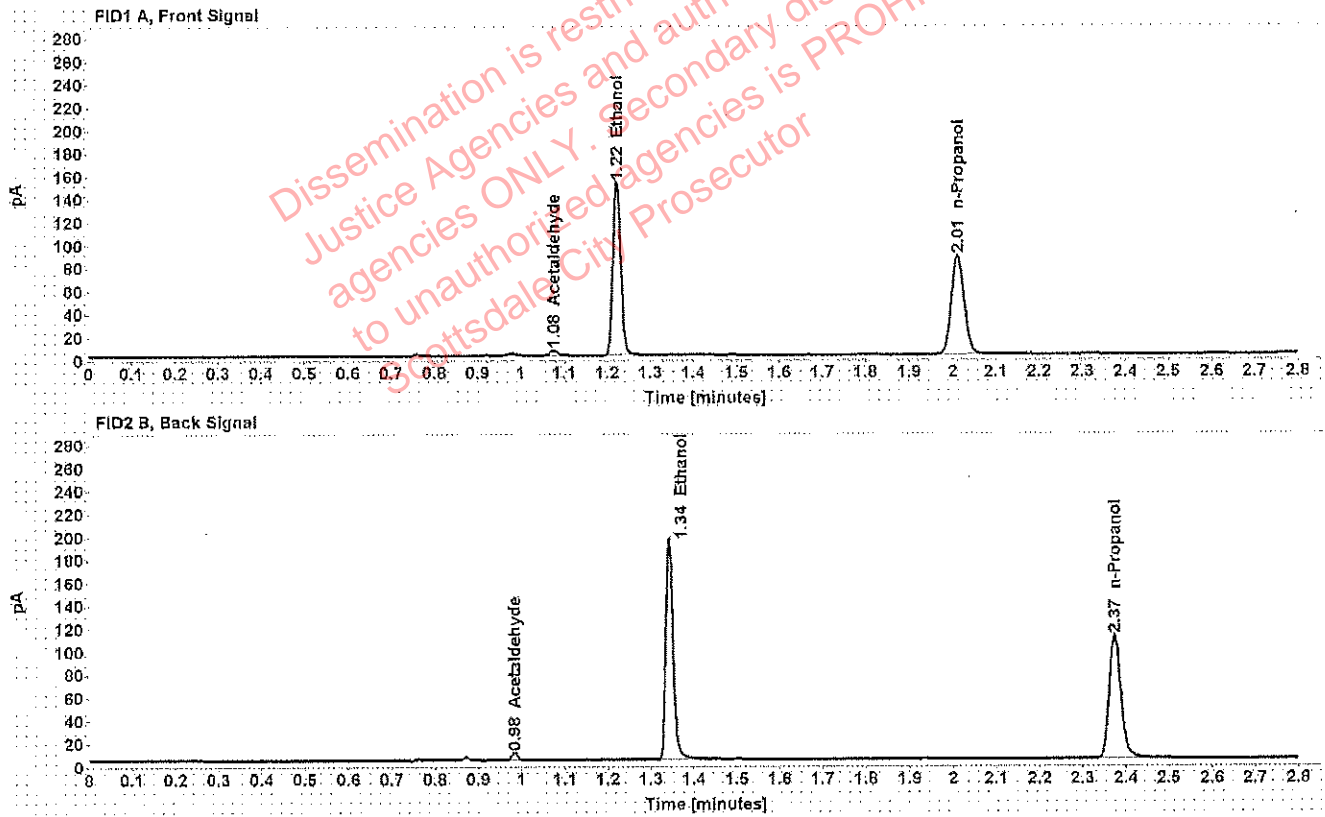


Table 1: FID 1 A (column DB-ALC1)

Compound	Amount (g/100mL)	Time (min)	Peak Area
Acetaldehyde	-----	1.077	4.548
>Ethanol	0.2914	1.222	193.669
n-Propanol	-----	2.012	175.262

Table 2: FID 2 B (column DB-ALC2)

Compound	Time (min)	Peak Area
Acetaldehyde	0.983	5.748
Ethanol	1.343	231.621
n-Propanol	2.374	207.668



### Scottsdale Police Department Crime Lab Volatiles Analysis

<b>Sample:</b> [REDACTED]	<b>Item number:</b> 1217881
<b>Injection date:</b> 6/12/2018 12:45:34 PM	<b>Vial:</b> 47
<b>Method:</b> ethanol quant.M	<b>Sequence:</b> 12Jun18
<b>Instrument:</b> US14173023 CN14160045	<b>Analyst:</b> Adrian
<b>Data file:</b> C:\Chem32\1\Data\12Jun18\47.D	

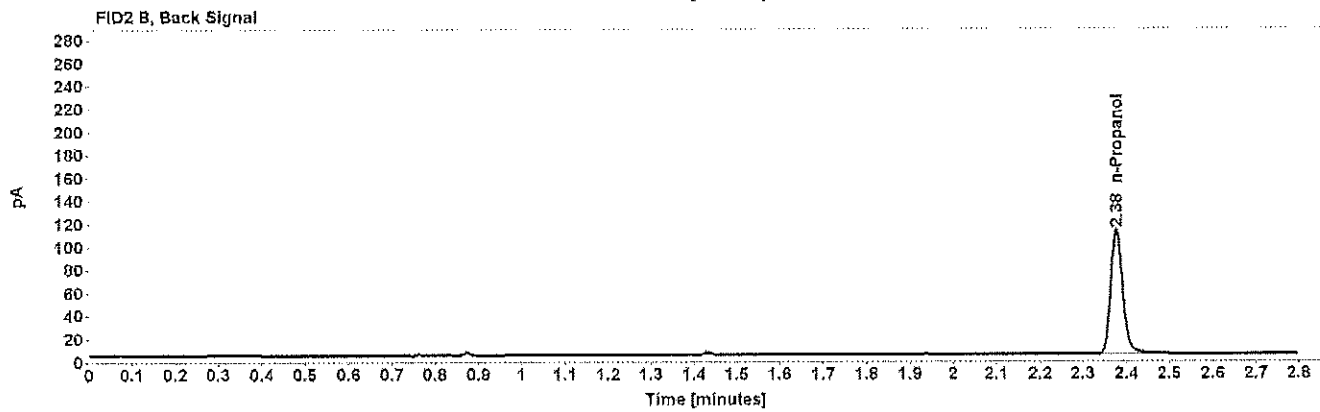


Table 1: FID 1 A (column DB-ALC1)

Compound	Amount (g/100mL)	Time (min)	Peak Area
n-Propanol	-----	2.014	176.003

Table 2: FID 2 B (column DB-ALC2)

Compound	Time (min)	Peak Area
n-Propanol	2.377	207.362

### Scottsdale Police Department Crime Lab Volatiles Analysis

Sample: [REDACTED]	Item number: 1217881
Injection date: 6/12/2018 12:49:34 PM	Vial: 48
Method: ethanol quant.M	Sequence: 12Jun18
Instrument: US14173023 CN14160045	Analyst: Adrian
Data file: C:\Chem32\1\Data\12Jun18\48.D	

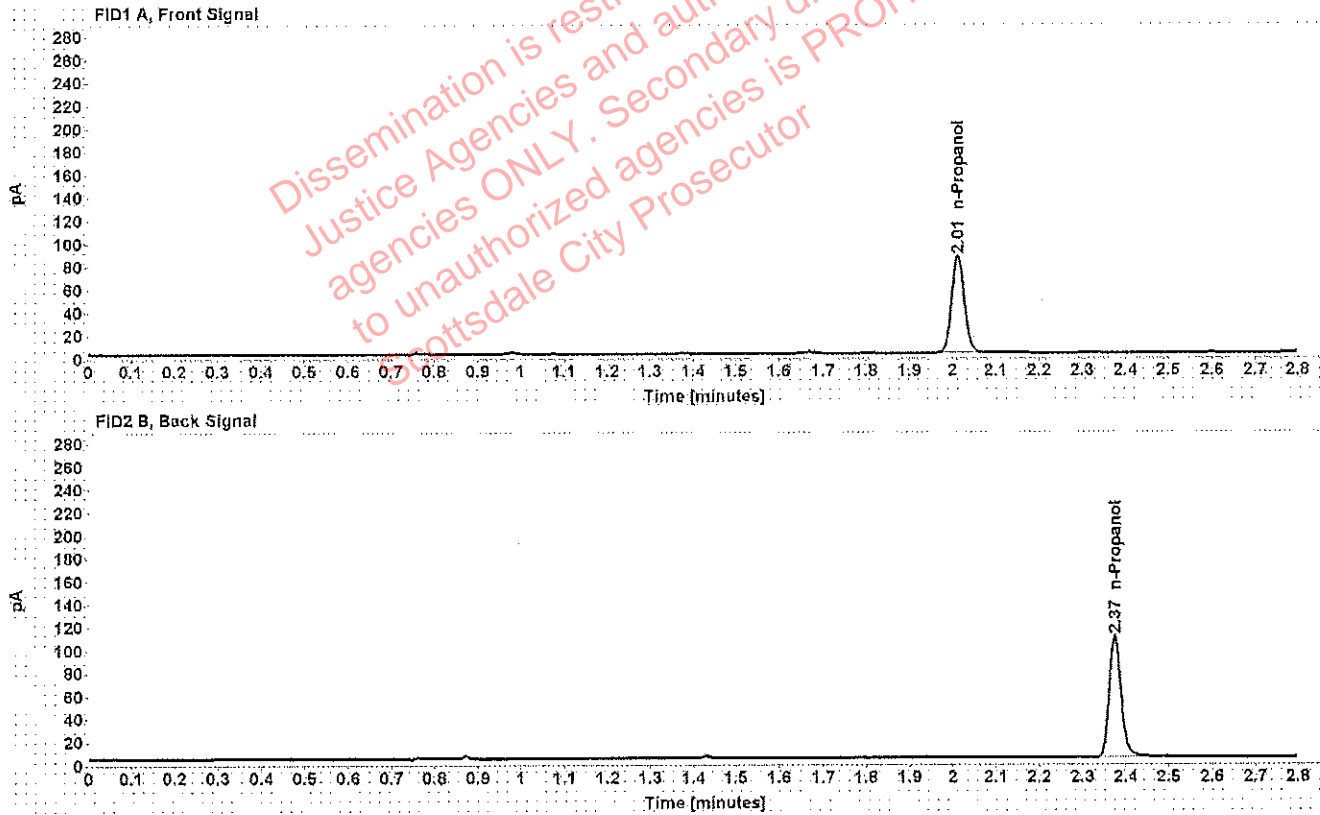


Table 1: FID 1 A (column DB-ALC1)

Compound	Amount (g/100mL)	Time (min)	Peak Area
n-Propanol	-----	2.012	172.546

Table 2: FID 2 B (column DB-ALC2)

Compound	Time (min)	Peak Area
n-Propanol	2.375	203.403

## Scottsdale Police Department Crime Lab Volatiles Analysis

<b>Sample:</b> [REDACTED]	<b>Item number:</b> 1190626
<b>Injection date:</b> 6/12/2018 12:53:50 PM	<b>Vial:</b> 49
<b>Method:</b> ethanol quant.M	<b>Sequence:</b> 12Jun18
<b>Instrument:</b> US14173023 CN14160045	<b>Analyst:</b> Adrian
<b>Data file:</b> C:\Chem32\1\Data\12Jun18\49.D	

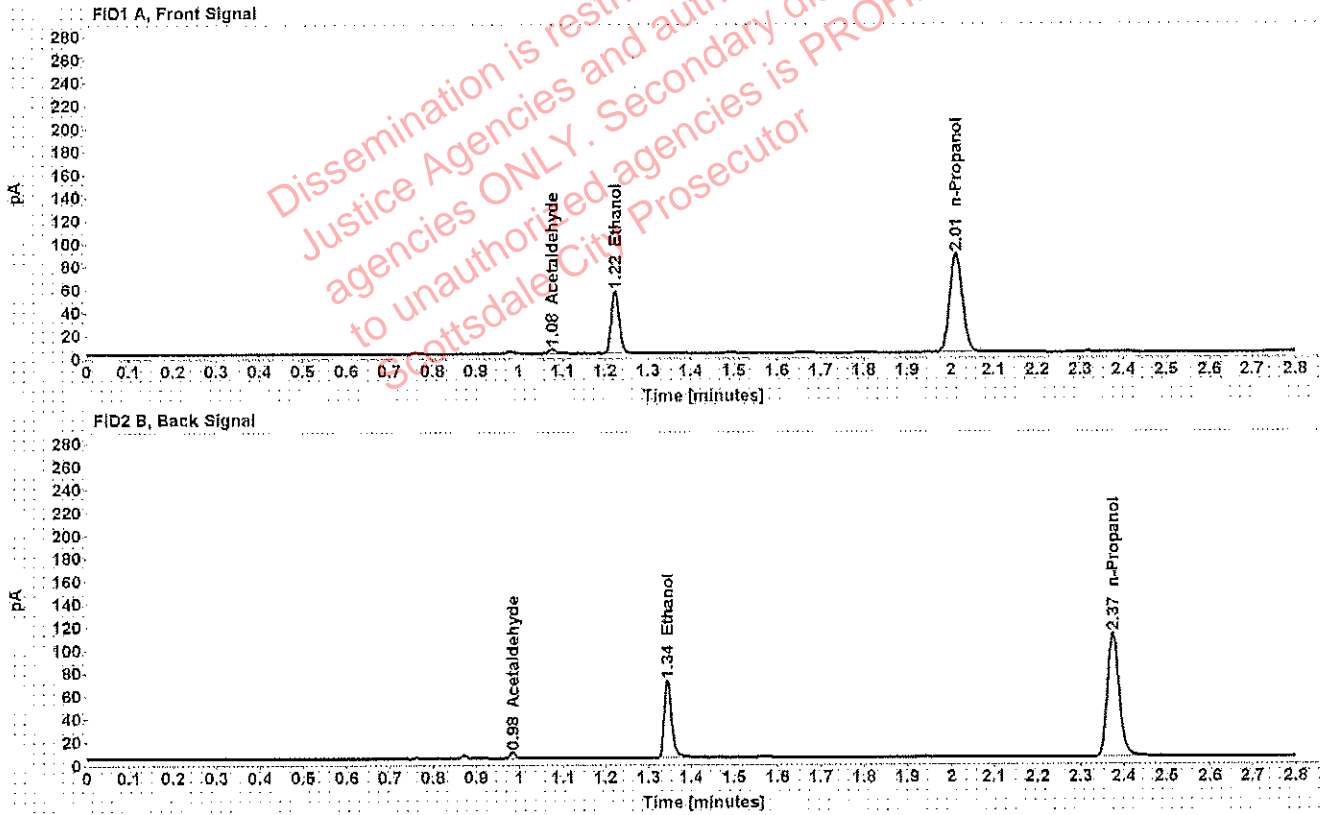


Table 1: FID 1 A (column DB-ALC1)

Compound	Amount (g/100mL)	Time (min)	Peak Area
Acetaldehyde	-----	1.077	3.765
>Ethanol	0.1057	1.223	69.535
n-Propanol	-----	2.012	174.867

Table 2: FID 2 B (column DB-ALC2)

Compound	Time (min)	Peak Area
Acetaldehyde	0.984	4.751
Ethanol	1.345	83.261
n-Propanol	2.375	207.351

### Scottsdale Police Department Crime Lab Volatiles Analysis

Sample: [REDACTED]	Item number: 1190626
Injection date: 6/12/2018 12:57:50 PM	Vial: 50
Method: ethanol quant.M	Sequence: 12Jun18
Instrument: US14173023 CN14160045	Analyst: Adrian
Data file: C:\Chem32\1\Data\12Jun18\50.D	

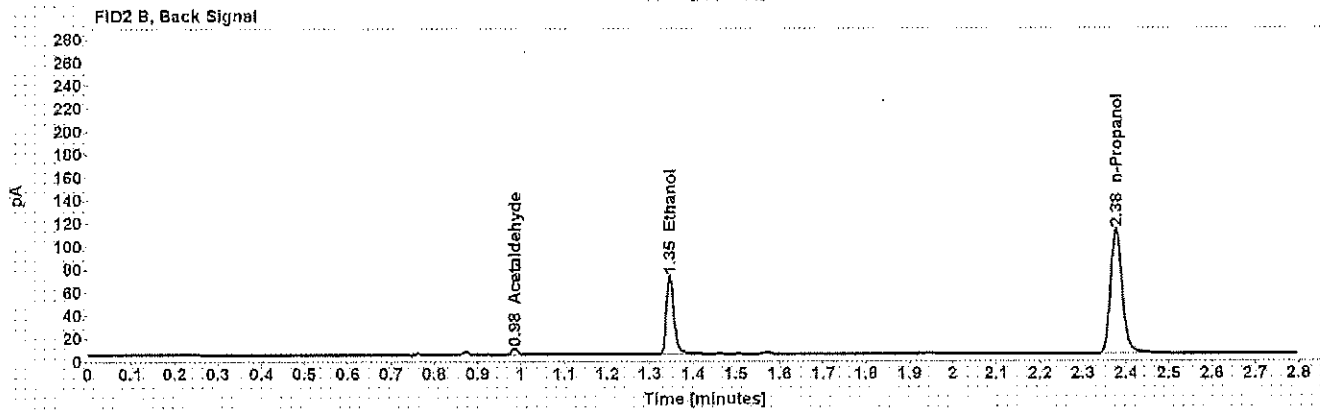
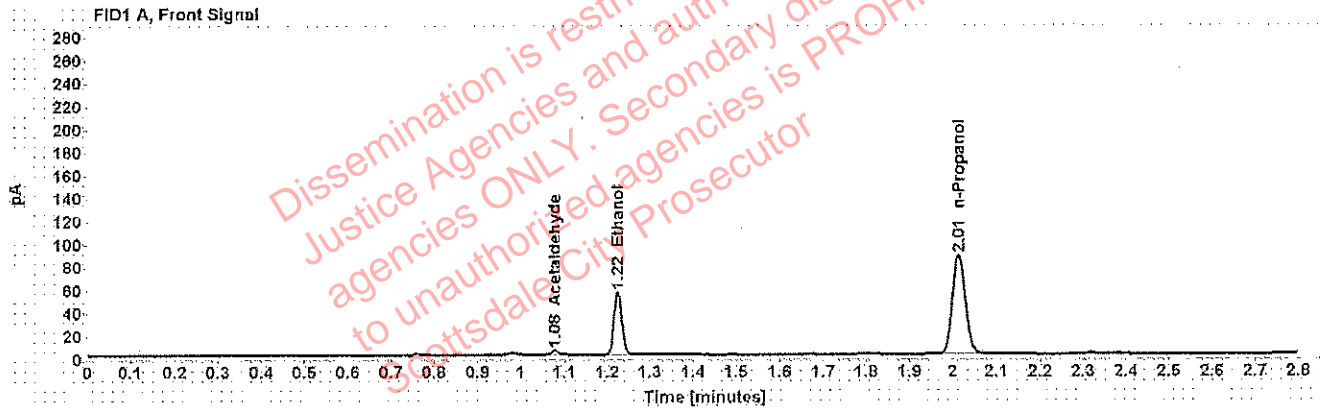


Table 1: FID 1 A (column DB-ALC1)

Compound	Amount (g/100mL)	Time (min)	Peak Area
Acetaldehyde	-----	1.078	3.782
>Ethanol	0.1063	1.225	70.356
n-Propanol	-----	2.014	175.818

Table 2: FID 2 B (column DB-ALC2)

Compound	Time (min)	Peak Area
Acetaldehyde	0.985	4.722
Ethanol	1.347	83.275
n-Propanol	2.377	208.357

### Scottsdale Police Department Crime Lab Volatiles Analysis

<b>Sample:</b> [REDACTED]	<b>Item number:</b> 1216076
<b>Injection date:</b> 6/12/2018 1:01:49 PM	<b>Vial:</b> 51
<b>Method:</b> ethanol quant.M	<b>Sequence:</b> 12Jun18
<b>Instrument:</b> US14173023 CN14160045	<b>Analyst:</b> Adrian
<b>Data file:</b> C:\Chem32\1\Data\12Jun18\51.D	

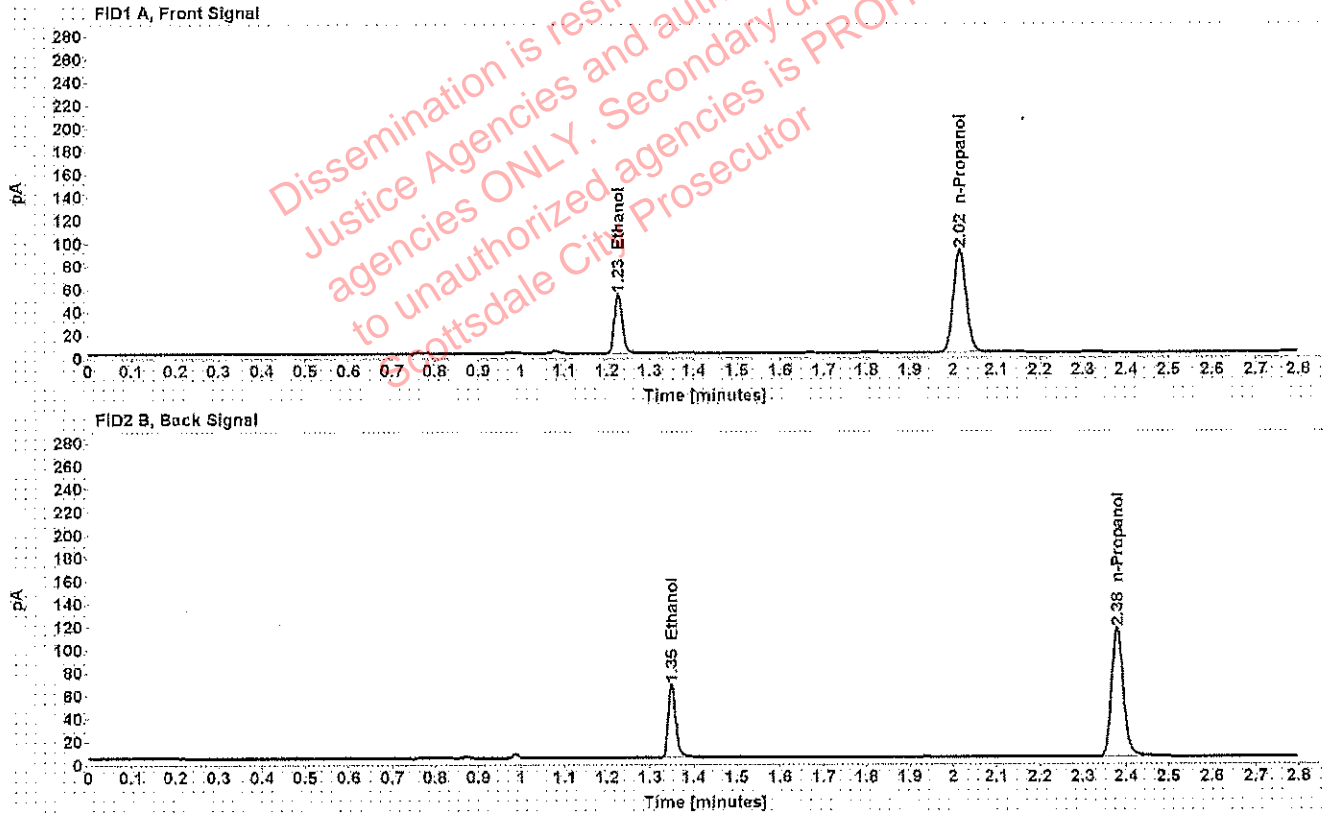


Table 1: FID 1 A (column DB-ALC1)

Compound	Amount (g/100mL)	Time (min)	Peak Area
>Ethanol	0.0967	1.226	66.397
n-Propanol	-----	2.015	182.694

Table 2: FID 2 B (column DB-ALC2)

Compound	Time (min)	Peak Area
Ethanol	1.349	78.400
n-Propanol	2.379	216.093

### Scottsdale Police Department Crime Lab Volatiles Analysis

<b>Sample:</b> [REDACTED]	<b>Item number:</b> 1216076
<b>Injection date:</b> 6/12/2018 1:05:49 PM	<b>Vial:</b> 52
<b>Method:</b> ethanol quant.M	<b>Sequence:</b> 12Jun18
<b>Instrument:</b> US14173023 CN14160045	<b>Analyst:</b> Adrian
<b>Data file:</b> C:\Chem32\1\Data\12Jun18\52.D	

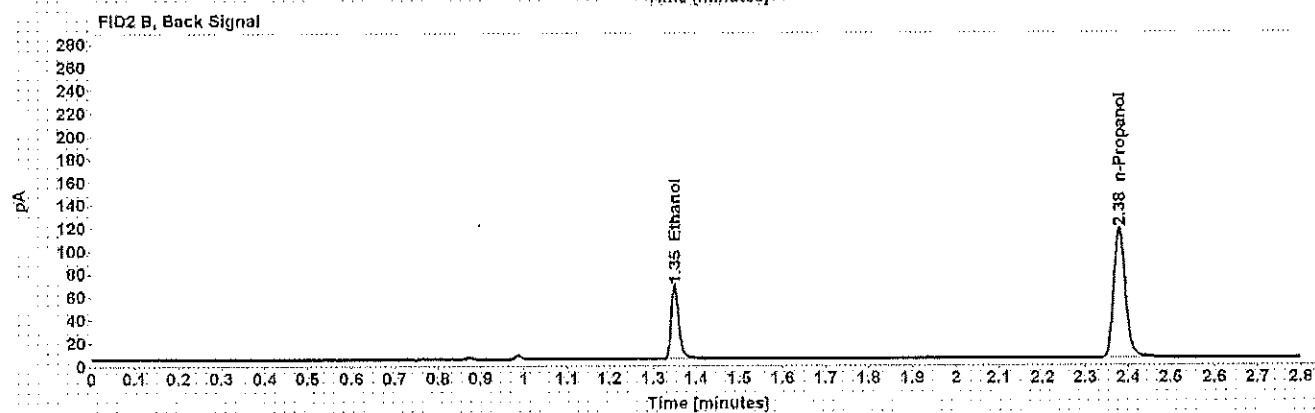
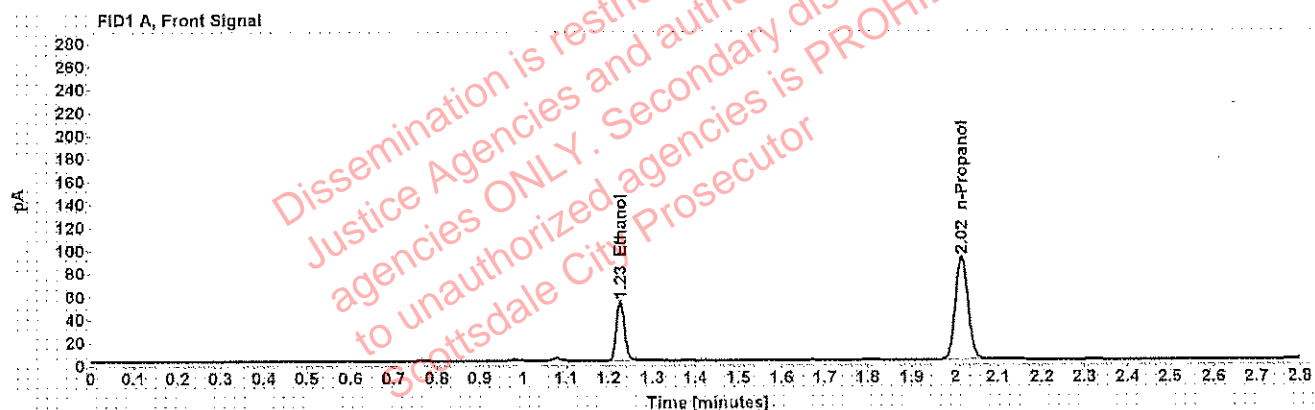


Table 1: FID 1 A (column DB-ALC1)

Compound	Amount (g/100mL)	Time (min)	Peak Area
>Ethanol	0.0968	1.227	66.680
n-Propanol	-----	2.015	183.269

Table 2: FID 2 B (column DB-ALC2)

Compound	Time (min)	Peak Area
Ethanol	1.350	78.902
n-Propanol	2.379	216.999

### Scottsdale Police Department Crime Lab Volatiles Analysis

<b>Sample:</b> [REDACTED]	<b>Item number:</b> 1215107
<b>Injection date:</b> 6/12/2018 1:13:50 PM	<b>Vial:</b> 54
<b>Method:</b> ethanol quant.M	<b>Sequence:</b> 12Jun18
<b>Instrument:</b> US14173023 CN14160045	<b>Analyst:</b> Adrian
<b>Data file:</b> C:\Chem32\1\Data\12Jun18\54.D	

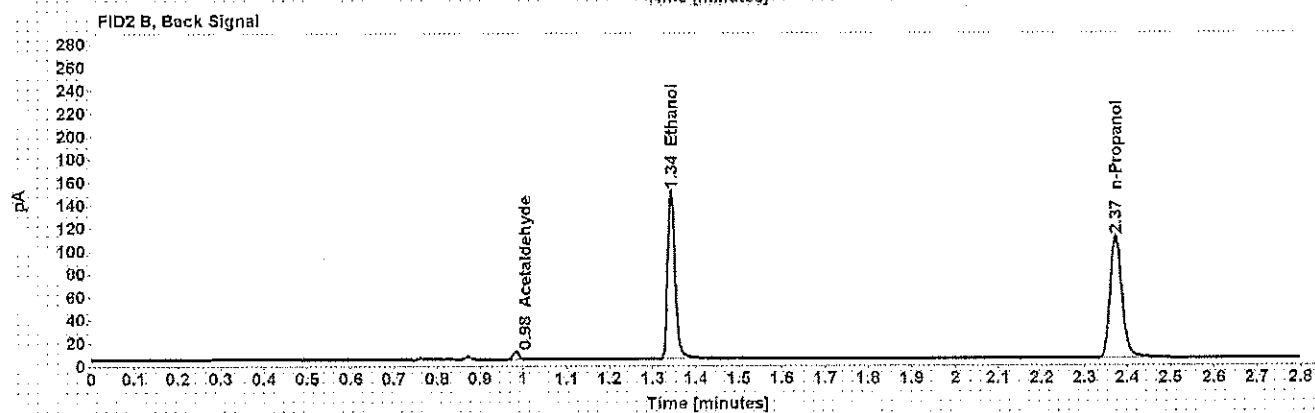
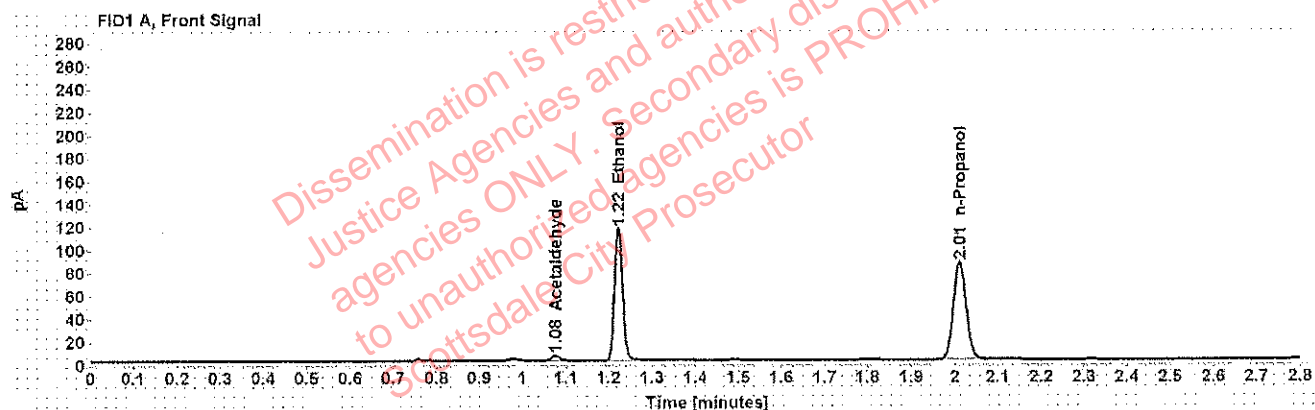


Table 1: FID 1 A (column DB-ALC1)

Compound	Amount (g/100mL)	Time (min)	Peak Area
Acetaldehyde	-----	1.076	4.809
>Ethanol	0.2253	1.222	147.896
n-Propanol	-----	2.012	173.318

Table 2: FID 2 B (column DB-ALC2)

Compound	Time (min)	Peak Area
Acetaldehyde	0.983	6.050
Ethanol	1.343	176.743
n-Propanol	2.374	205.100

### Scottsdale Police Department Crime Lab Volatiles Analysis

<b>Sample:</b> [REDACTED]	<b>Item number:</b>	1215107
<b>Injection date:</b> 6/12/2018 1:18:04 PM	<b>Vial:</b>	55
<b>Method:</b> ethanol quant.M	<b>Sequence:</b>	12Jun18
<b>Instrument:</b> US14173023 CN14160045	<b>Analyst:</b>	Adrian
<b>Data file:</b> C:\Chem32\11\Data\12Jun18\55.D		

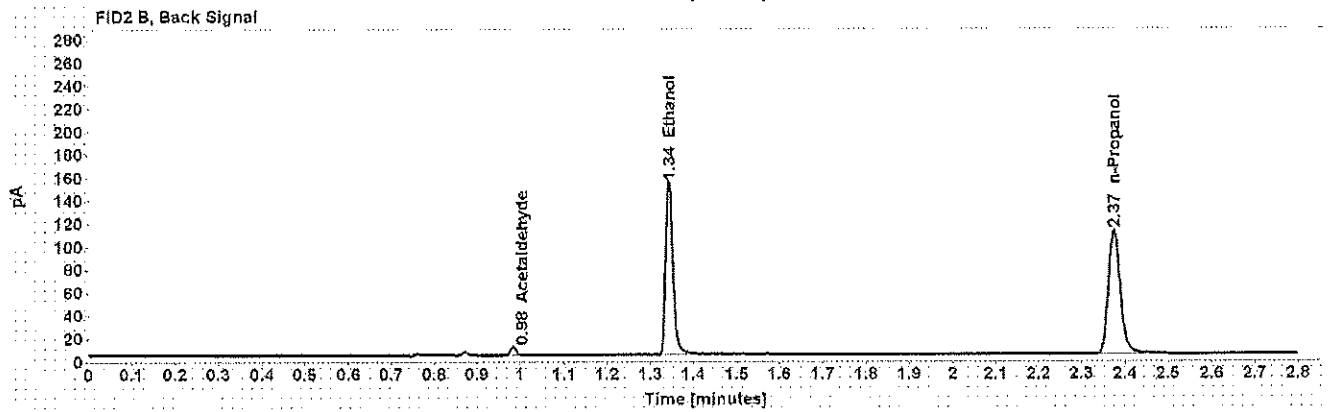
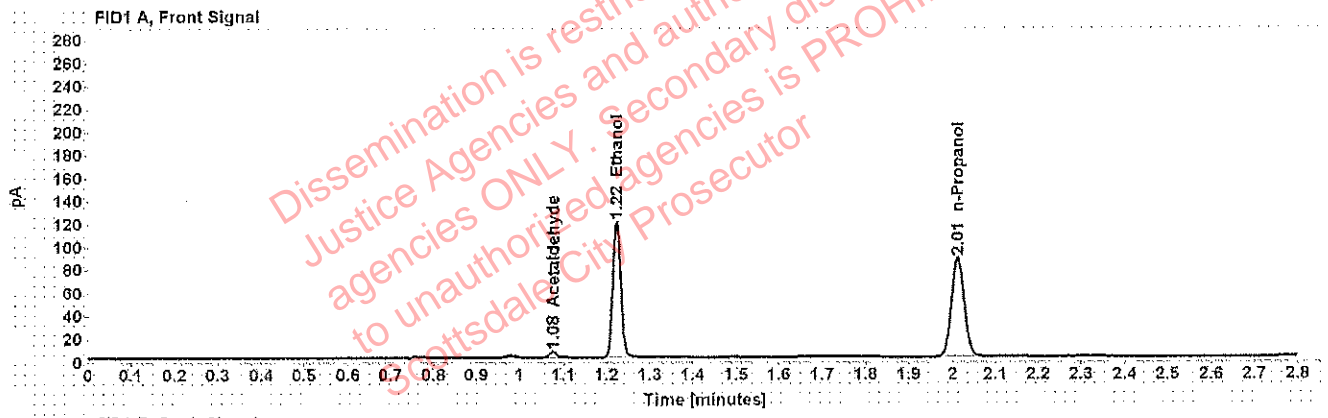


Table 1: FID 1 A (column DB-ALC1)

Compound	Amount (g/100mL)	Time (min)	Peak Area
Acetaldehyde	-----	1.077	5.206
>Ethanol	0.2281	1.223	151.615
n-Propanol	-----	2.012	175.471

Table 2: FID 2 B (column DB-ALC2)

Compound	Time (min)	Peak Area
Acetaldehyde	0.984	6.546
Ethanol	1.344	181.056
n-Propanol	2.375	208.074



### Scottsdale Police Department Crime Lab Volatiles Analysis

<b>Sample:</b> [REDACTED]	<b>Item number:</b> 1216233
<b>Injection date:</b> 6/12/2018 1:22:05 PM	<b>Vial:</b> 56
<b>Method:</b> ethanol quant.M	<b>Sequence:</b> 12Jun18
<b>Instrument:</b> US14173023 CN14160045	<b>Analyst:</b> Adrian
<b>Data file:</b> C:\Chem32\1\Data\12Jun18\56.D	

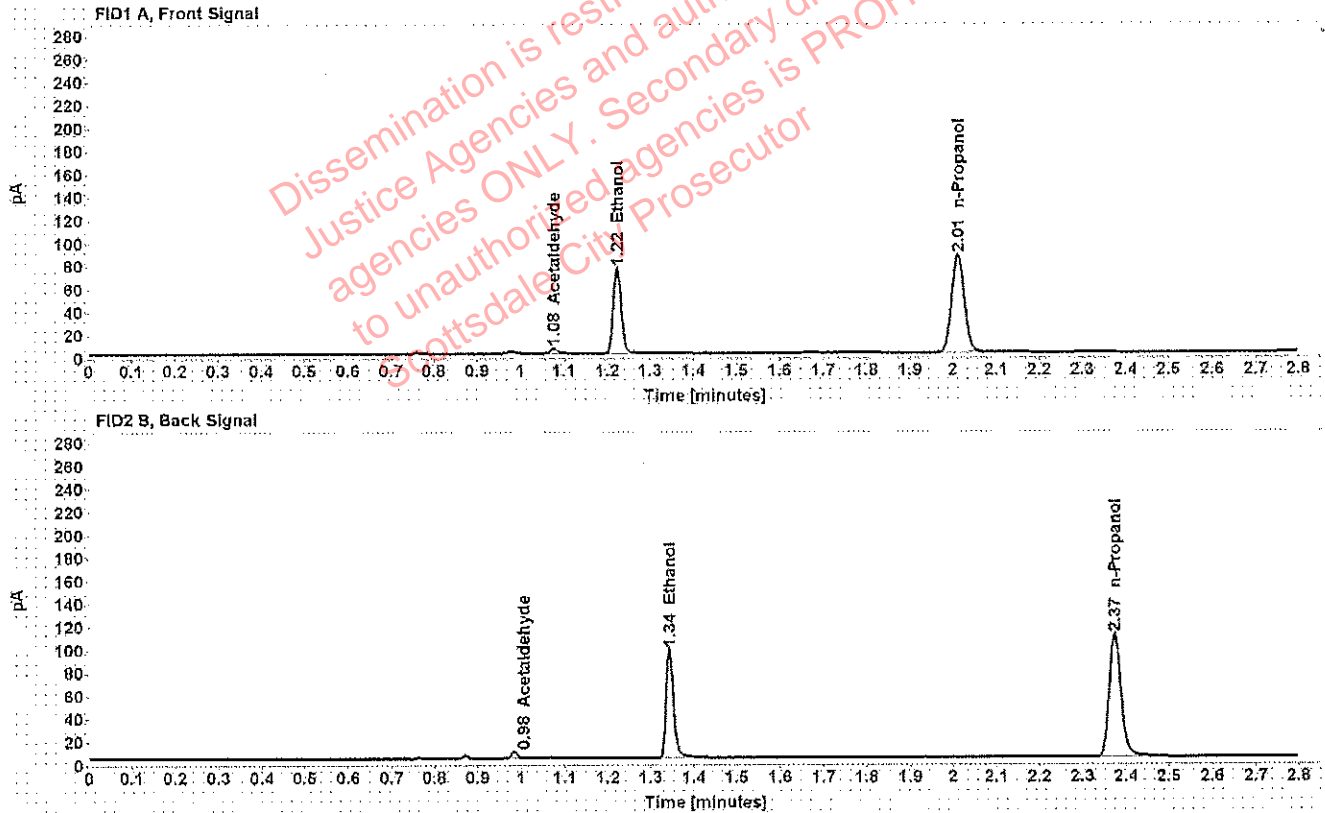


Table 1: FID 1 A (column DB-ALC1)

Compound	Amount (g/100mL)	Time (min)	Peak Area
Acetaldehyde	-----	1.076	4.401
>Ethanol	0.1460	1.223	96.160
n-Propanol	-----	2.012	174.409

Table 2: FID 2 B (column DB-ALC2)

Compound	Time (min)	Peak Area
Acetaldehyde	0.983	5.533
Ethanol	1.343	114.671
n-Propanol	2.374	206.110

## Scottsdale Police Department Crime Lab Volatiles Analysis

<b>Sample:</b> [REDACTED]	<b>Item number:</b> 1216233
<b>Injection date:</b> 6/12/2018 1:26:05 PM	<b>Vial:</b> 57
<b>Method:</b> ethanol quant.M	<b>Sequence:</b> 12Jun18
<b>Instrument:</b> US14173023 CN14160045	<b>Analyst:</b> Adrian
<b>Data file:</b> C:\Chem32\1\Data\12Jun18\57.D	

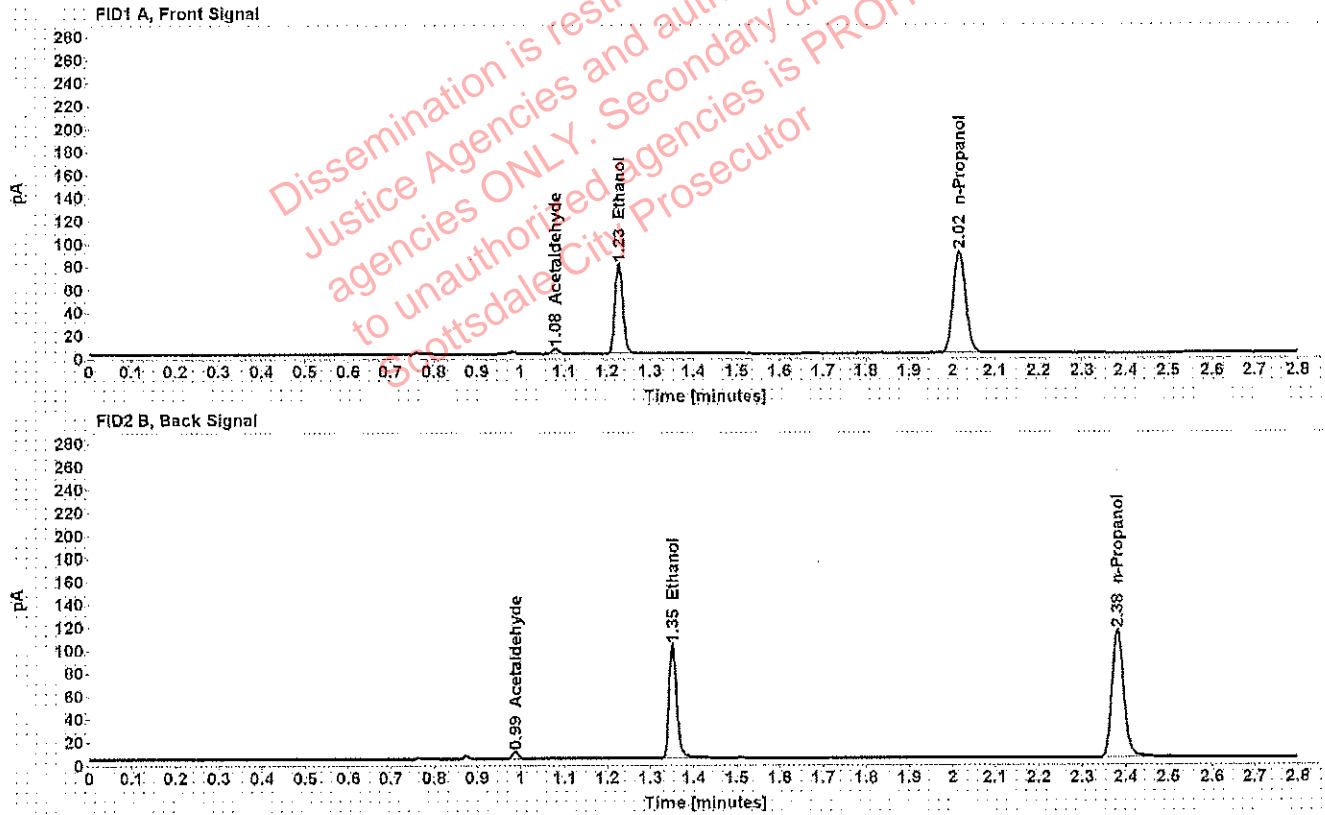


Table 1: FID 1 A (column DB-ALC1)

Compound	Amount (g/100mL)	Time (min)	Peak Area
Acetaldehyde	-----	1.080	4.567
>Ethanol	0.1500	1.228	102.427
n-Propanol	-----	2.017	180.828

Table 2: FID 2 B (column DB-ALC2)

Compound	Time (min)	Peak Area
Acetaldehyde	0.987	5.712
Ethanol	1.351	122.068
n-Propanol	2.381	213.956

## Scottsdale Police Department Crime Lab Volatiles Analysis

<b>Sample:</b> [REDACTED]	<b>Item number:</b> 1219172
<b>Injection date:</b> 6/12/2018 1:30:05 PM	<b>Vial:</b> 58
<b>Method:</b> ethanol quant.M	<b>Sequence:</b> 12Jun18
<b>Instrument:</b> US14173023 CN14160045	<b>Analyst:</b> Adrian
<b>Data file:</b> C:\Chem32\1\Data\12Jun18\58.D	

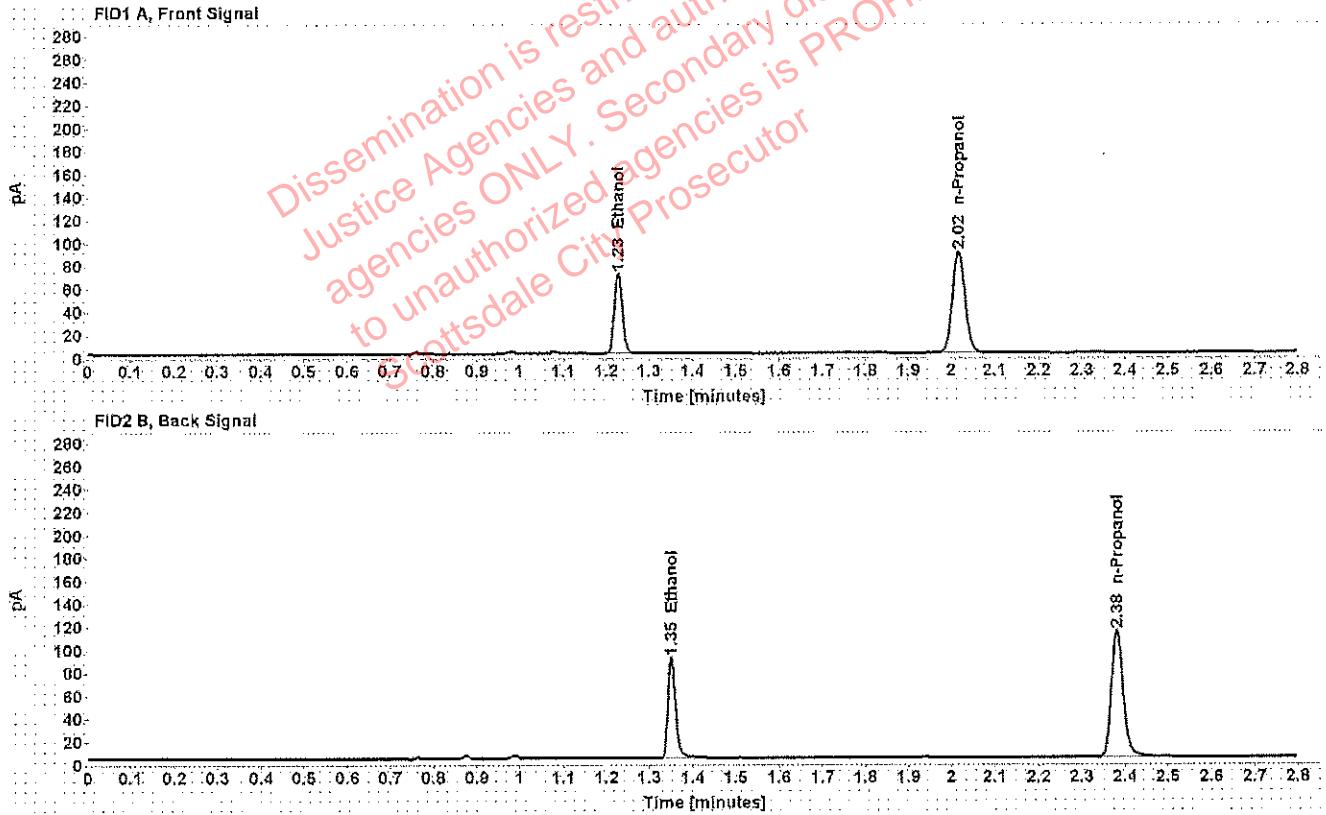


Table 1: FID 1 A (column DB-ALC1)

Compound	Amount (g/100mL)	Time (min)	Peak Area
>Ethanol	0.1338	1.228	90.827
n-Propanol	-----	2.017	179.898

Table 2: FID 2 B (column DB-ALC2)

Compound	Time (min)	Peak Area
Ethanol	1.351	108.235
n-Propanol	2.381	212.829

### Scottsdale Police Department Crime Lab Volatiles Analysis

<b>Sample:</b> [REDACTED]	<b>Item number:</b>	1219172
<b>Injection date:</b> 6/12/2018 1:34:05 PM	<b>Vial:</b>	59
<b>Method:</b> ethanol quant.M	<b>Sequence:</b>	12Jun18
<b>Instrument:</b> US14173023 CN14160045	<b>Analyst:</b>	Adrian
<b>Data file:</b> C:\Chem32\1\Data\12Jun18\59.D		

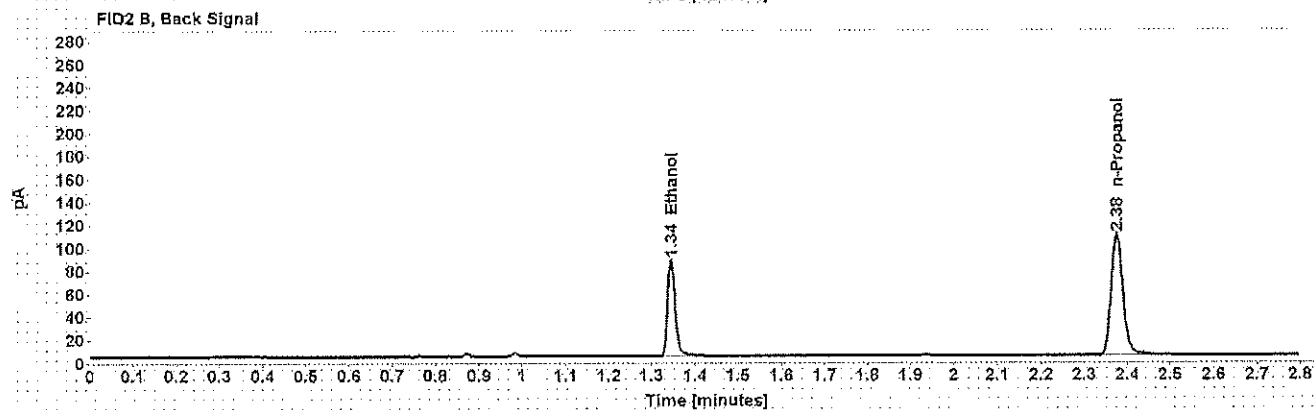
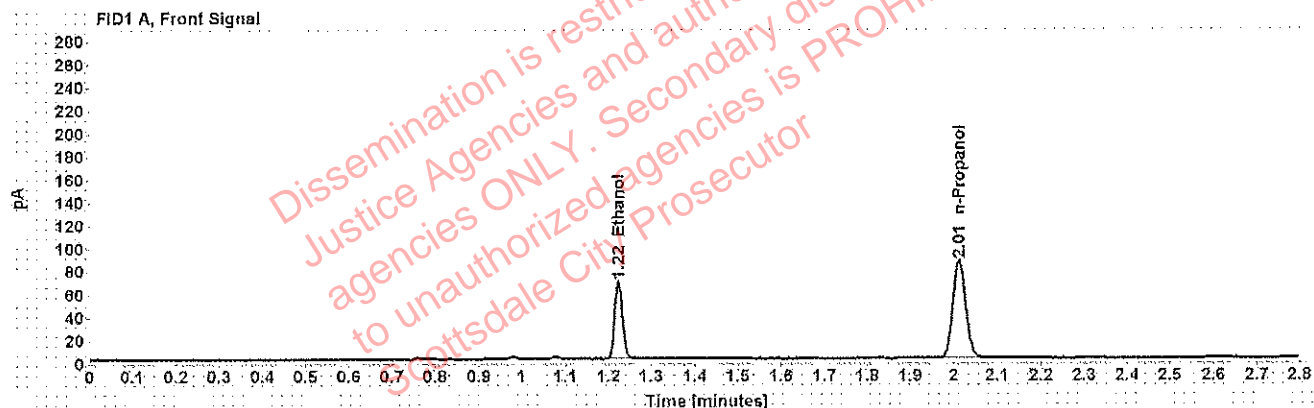


Table 1: FID 1 A (column DB-ALC1)

Compound	Amount (g/100mL)	Time (min)	Peak Area
>Ethanol	0.1330	1.223	86.666
n-Propanol	-----	2.013	172.725

Table 2: FID 2 B (column DB-ALC2)

Compound	Time (min)	Peak Area
Ethanol	1.345	103.176
n-Propanol	2.375	204.339

## Scottsdale Police Department Crime Lab Volatiles Analysis

Sample: [REDACTED]	Item number: 1182055
Injection date: 6/12/2018 1:38:04 PM	Vial: 60
Method: ethanol quant.M	Sequence: 12Jun18
Instrument: US14173023 CN14160045	Analyst: Adrian
Data file: C:\Chem32\1\Data\12Jun18\60.D	

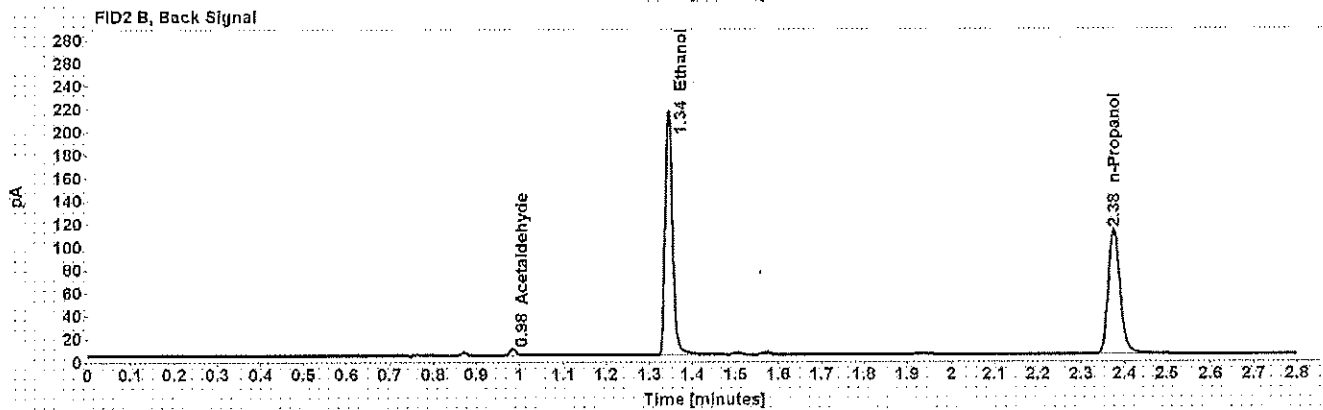
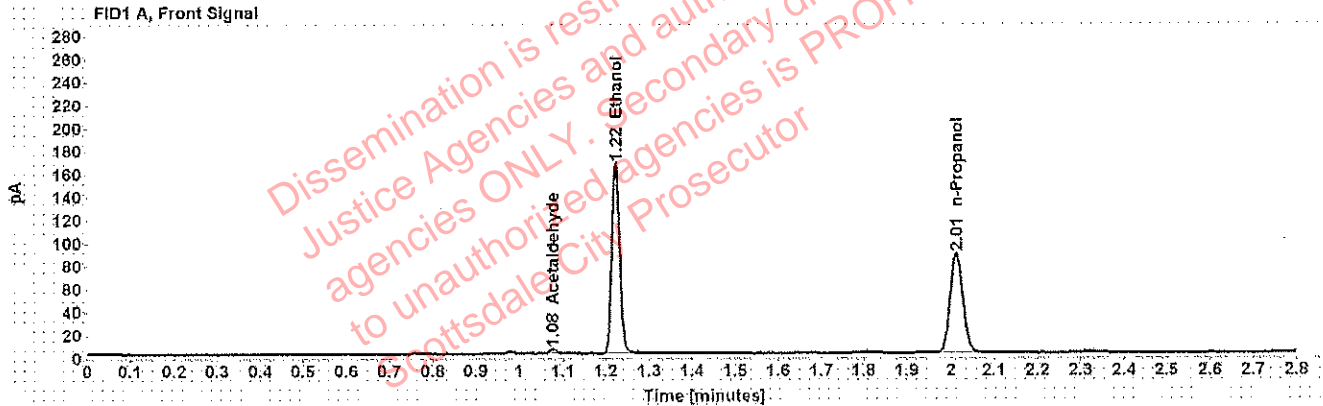


Table 1: FID 1 A (column DB-ALC1)

Compound	Amount (g/100mL)	Time (min)	Peak Area
Acetaldehyde	-----	1.077	4.092
>Ethanol	0.3181	1.223	212.558
n-Propanol	-----	2.013	176.117

Table 2: FID 2 B (column DB-ALC2)

Compound	Time (min)	Peak Area
Acetaldehyde	0.984	5.125
Ethanol	1.344	256.707
n-Propanol	2.375	209.738

## Scottsdale Police Department Crime Lab Volatiles Analysis

<b>Sample:</b> [REDACTED]	<b>Item number:</b> 1182055
<b>Injection date:</b> 6/12/2018 1:42:19 PM	<b>Vial:</b> 61
<b>Method:</b> ethanol quant.M	<b>Sequence:</b> 12Jun18
<b>Instrument:</b> US14173023 CN14160045	<b>Analyst:</b> Adrian
<b>Data file:</b> C:\Chem32\1\Data\12Jun18\61.D	

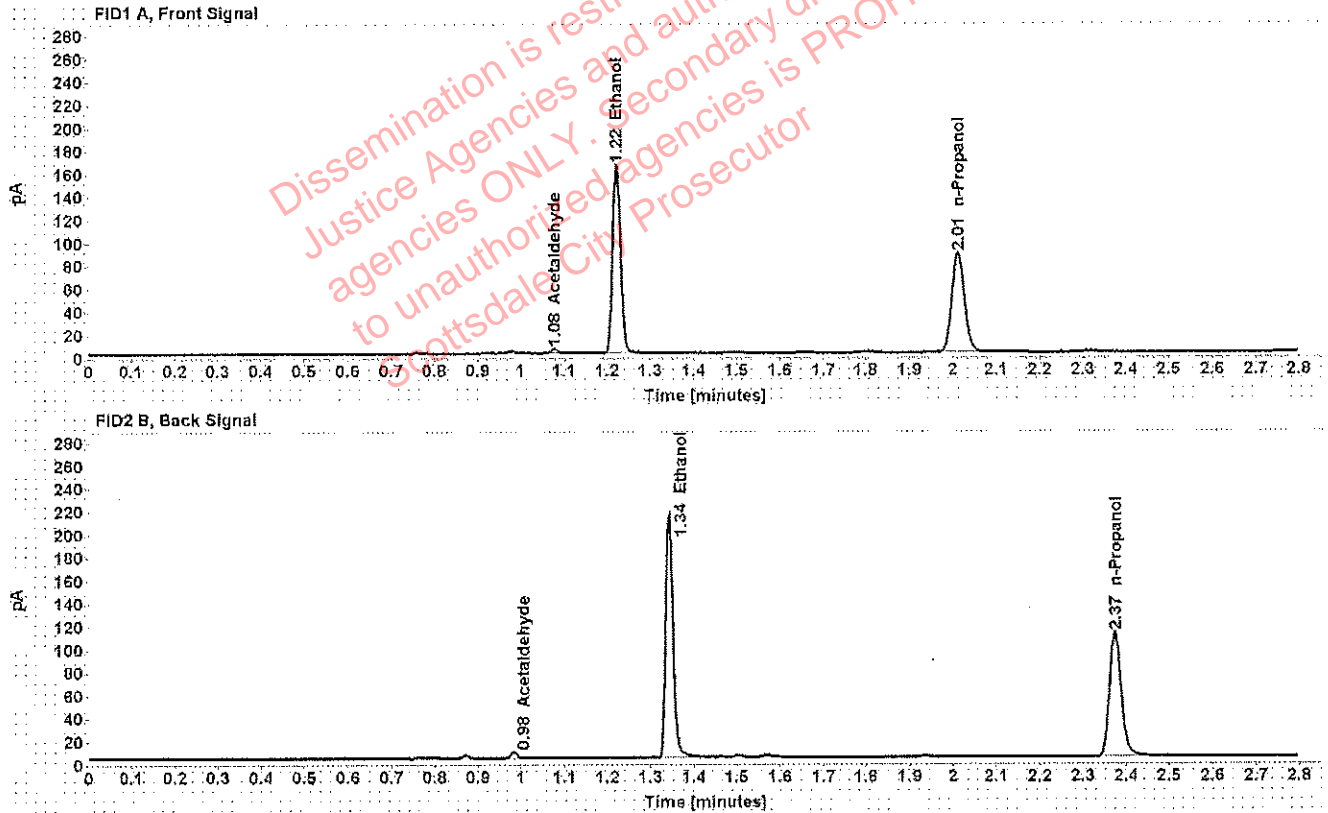


Table 1: FID 1 A (column DB-ALC1)

Compound	Amount (g/100mL)	Time (min)	Peak Area
Acetaldehyde	-----	1.077	3.951
>Ethanol	0.3166	1.222	210.669
n-Propanol	-----	2.012	175.387

Table 2: FID 2 B (column DB-ALC2)

Compound	Time (min)	Peak Area
Acetaldehyde	0.984	5.017
Ethanol	1.343	254.387
n-Propanol	2.374	209.056

## Scottsdale Police Department Crime Lab Volatiles Analysis

<b>Sample:</b> [REDACTED]	<b>Item number:</b> 1217352
<b>Injection date:</b> 6/12/2018 1:46:20 PM	<b>Vial:</b> 62
<b>Method:</b> ethanol quant.M	<b>Sequence:</b> 12Jun18
<b>Instrument:</b> US14173023 CN14160045	<b>Analyst:</b> Adrian
<b>Data file:</b> C:\Chem32\1\Data\12Jun18\62.D	

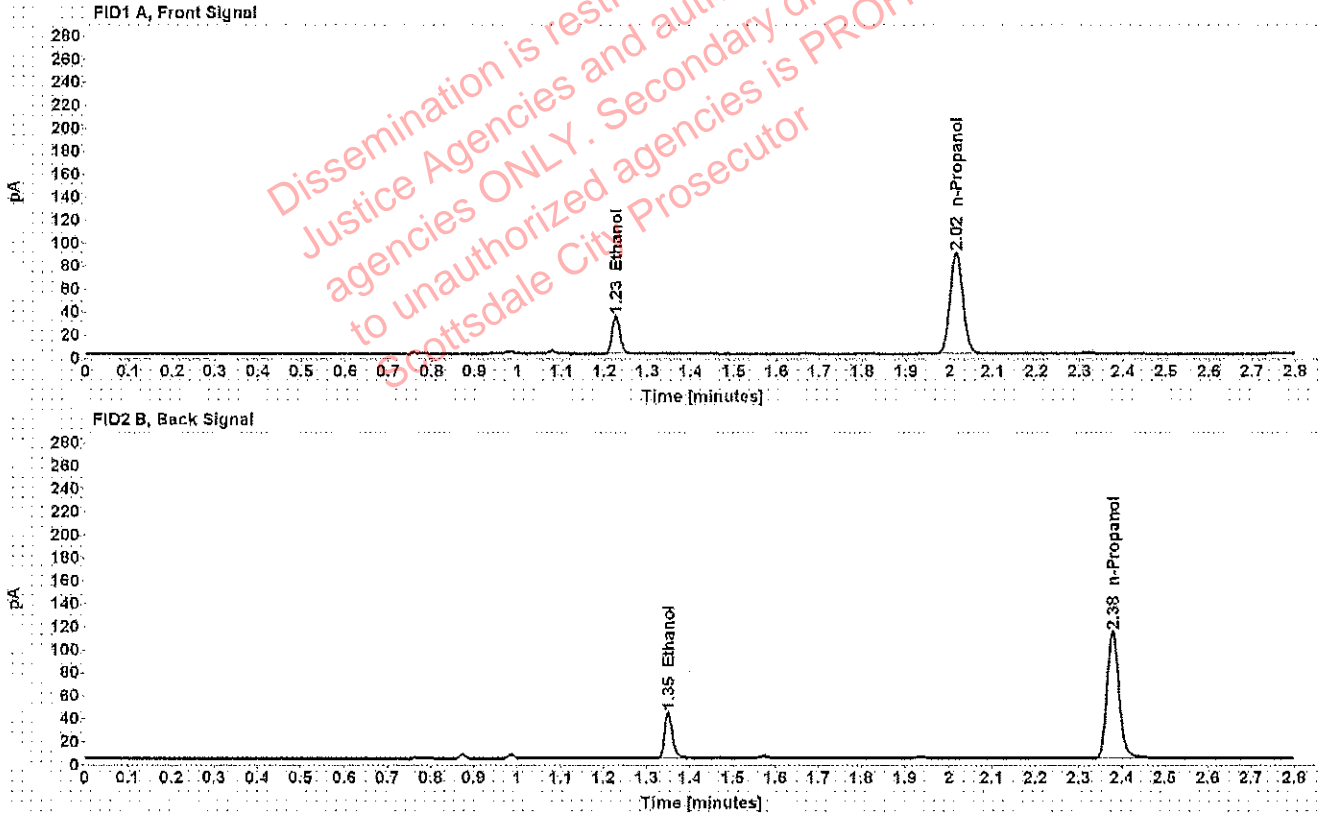


Table 1: FID 1 A (column DB-ALC1)

Compound	Amount (g/100mL)	Time (min)	Peak Area
>Ethanol	0.0629	1.227	42.429
n-Propanol	-----	2.015	180.797

Table 2: FID 2 B (column DB-ALC2)

Compound	Time (min)	Peak Area
Ethanol	1.350	50.119
n-Propanol	2.379	213.368

## Scottsdale Police Department Crime Lab Volatiles Analysis

<b>Sample:</b> [REDACTED]	<b>Item number:</b> 1217352
<b>Injection date:</b> 6/12/2018 1:50:20 PM	<b>Vial:</b> 63
<b>Method:</b> ethanol quant.M	<b>Sequence:</b> 12Jun18
<b>Instrument:</b> US14173023 CN14160045	<b>Analyst:</b> Adrian
<b>Data file:</b> C:\Chem32\1\Data\12Jun18\63.D	

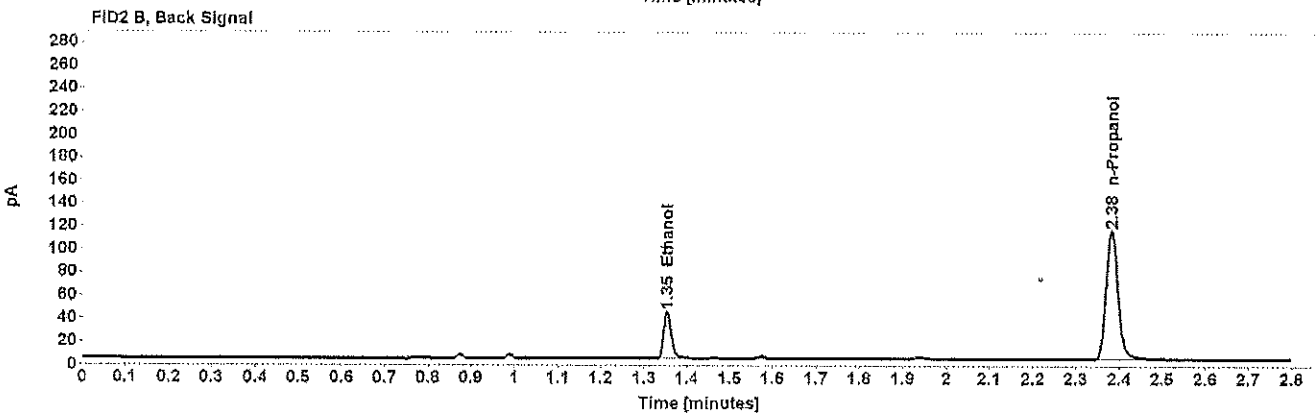
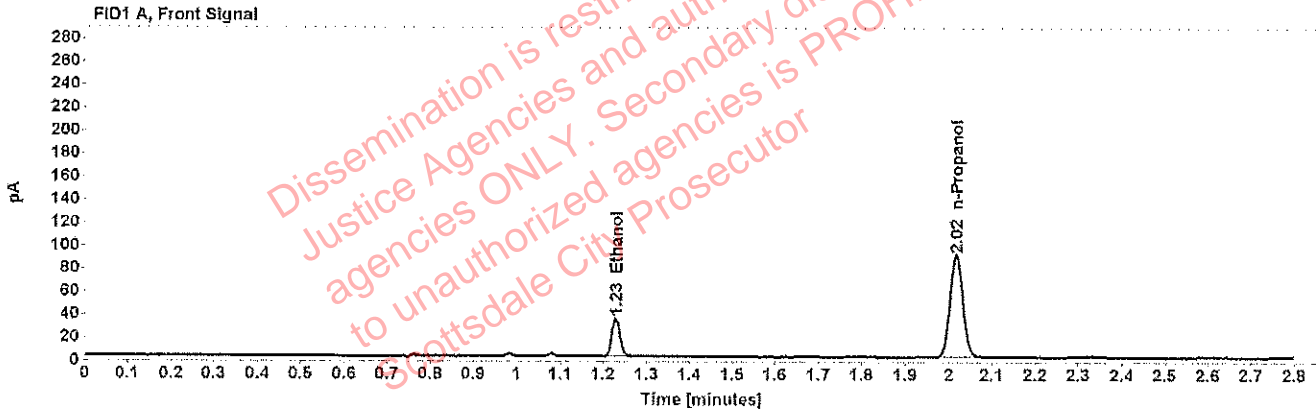


Table 1: FID 1 A (column DB-ALC1)

Compound	Amount (g/100mL)	Time (min)	Peak Area
>Ethanol	0.0639	1.229	43.343
n-Propanol	-----	2.018	181.585

Table 2: FID 2 B (column DB-ALC2)

Compound	Time (min)	Peak Area
Ethanol	1.353	51.143
n-Propanol	2.382	215.976