

SCOTTSDALE POLICE DEPARTMENT CRIME LABORATORY BLOOD ALCOHOL FACE SHEET

ANALYSIS DATE 6/4/2018 SEQUENCE NAME 04Jun18

EQUIPMENT

Pipettor Hamilton ML600EH7497 Hamilton ML600GJ10749
 Gas Chromatograph Agilent US14173023

INSTRUMENT CALIBRATION

Vial 1 0.02 calibrator Lot FN03241604 Coefficient of determination (r²)
 Vial 2 0.10 calibrator Lot FN06181501 0.99999
 Vial 3 0.20 calibrator Lot FN07201502
 Vial 4 0.40 calibrator Lot FN11191402

CALIBRATION VERIFICATION AND RESOLUTION TEST

Vial	Sample	Expected result	Measured result	Manufacturer/lot
5	Blank	Not detected	Not detected	SPD lab 042518
6	Volatiles mixture	6 compounds	6 compounds	SPD lab 020917WLA
7	Aqueous control	0.400 g/dL	0.402 g/dL	Lipomed 08012015-C
8	Aqueous control	0.040 g/dL	0.040 g/dL	Lipomed 09022015-A
9	Blood control	0.198 g/dL	0.200 g/dL	ACQ 407041529/3
20	Aqueous control	0.080 g/dL	0.080 g/dL	Lipomed 28082014-B
31	Aqueous control	0.150 g/dL	0.153 g/dL	Lipomed 09022015-C
42	Blood control	0.198 g/dL	0.201 g/dL	ACQ 407041529/3
53	Aqueous control	0.080 g/dL	0.081 g/dL	Lipomed 28082014-B
58	Aqueous control	0.400 g/dL	0.410 g/dL	Lipomed 08012015-C
59	Aqueous control	0.040 g/dL	0.040 g/dL	Lipomed 09022015-A
60	Blood control	0.198 g/dL	0.204 g/dL	ACQ 407041529/3
61	Blank	Not detected	Not detected	SPD lab 042518

SUBJECT SAMPLES

Subjects in the sequence 22 Subjects requiring reanalysis 0

ADDITIONAL NOTES: All testing proceeded as expected.

Run valid Run invalid
 Run valid Run invalid
WA B1570 6/5/18 Analyst KOSELKI 6/6/18 Technical Reviewer

Scottsdale Police Department Crime Laboratory Sequence Quality Assurance Summary

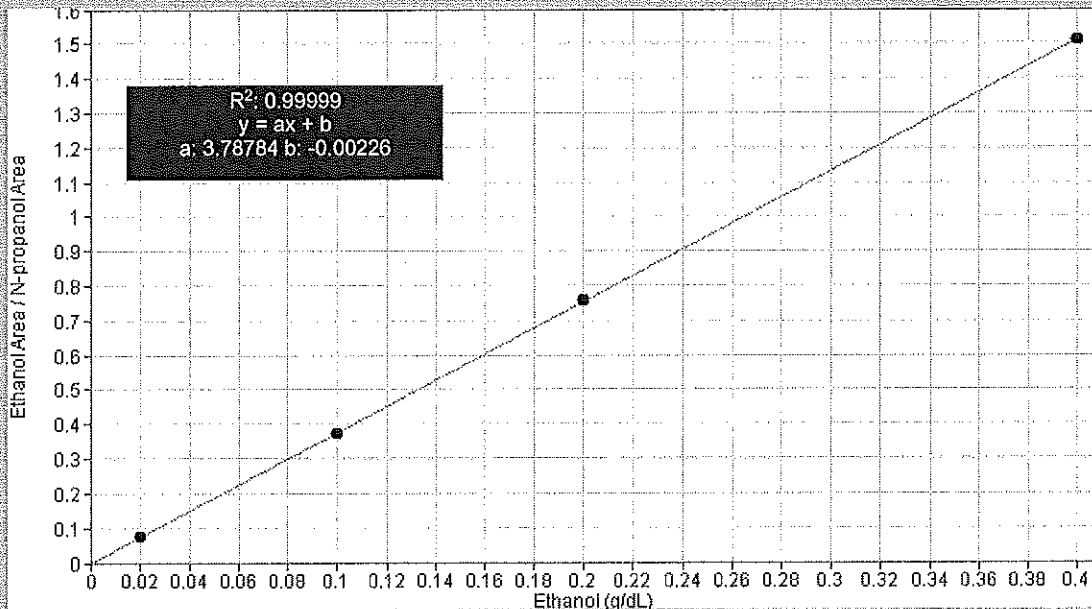
SEQUENCE NAME: 04Jun18

ANALYST: Adrian WA

Sample Name	Vial	Measured Value (g/dL)	Expected Value (g/dL)	Percent Difference	Absolute Difference (g/dL)
blank 042518	5	negative	negative	-	-
0.400 Lipomed 08012015-C	7	0.402	0.400	0.50	0.002
0.040 Lipomed 09022015-A	8	0.040	0.040	0.00	0.000
0.198 ACQ 407041529/3	9	0.200	0.198	1.01	0.002
0.080 Lipomed 28082014-B	20	0.080	0.080	0.00	0.000
0.150 Lipomed 09022015-C	31	0.153	0.150	2.00	0.003
0.198 ACQ 407041529/3	42	0.201	0.198	1.52	0.003
0.080 Lipomed 28082014-B	53	0.081	0.080	1.25	0.001
0.40 Lipomed 08012015-C	58	0.410	0.400	2.50	0.010
0.04 Lipomed 09022015-A	59	0.040	0.040	0.00	0.000
0.198 ACQ 407041529/3	60	0.204	0.198	3.03	0.006
blank 042518	61	negative	negative	-	-

Calibrator	Ethanol Area	N-propanol Area	Ratio
0.020	12.713	172.430	0.074
0.100	62.616	167.164	0.375
0.200	125.477	165.579	0.758
0.400	253.894	167.907	1.512

Calibration Line



Scottsdale Police Department Crime Lab Volatiles Analysis

WJA

Sample: 0.020 Cerilliant FN03241604	Item number:
Injection date: 6/4/2018 11:54:12 AM	Vial: 1
Method: ethanol quant.M	Sequence: 04Jun18
Instrument: US14173023 CN14160045	Analyst: Adrian
Data file: C:\Chem32\1\Data\04Jun18\1.D	

Dissemination is restricted to Criminal Justice Agencies and authorized Non-C.J. agencies ONLY. Secondary dissemination to unauthorized agencies is PROHIBITED. Scottsdale City Prosecutor

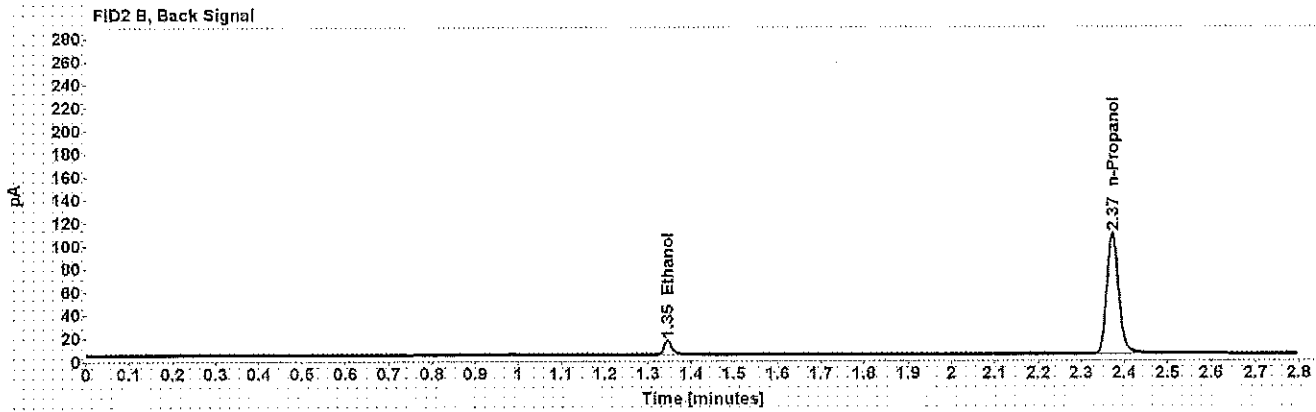
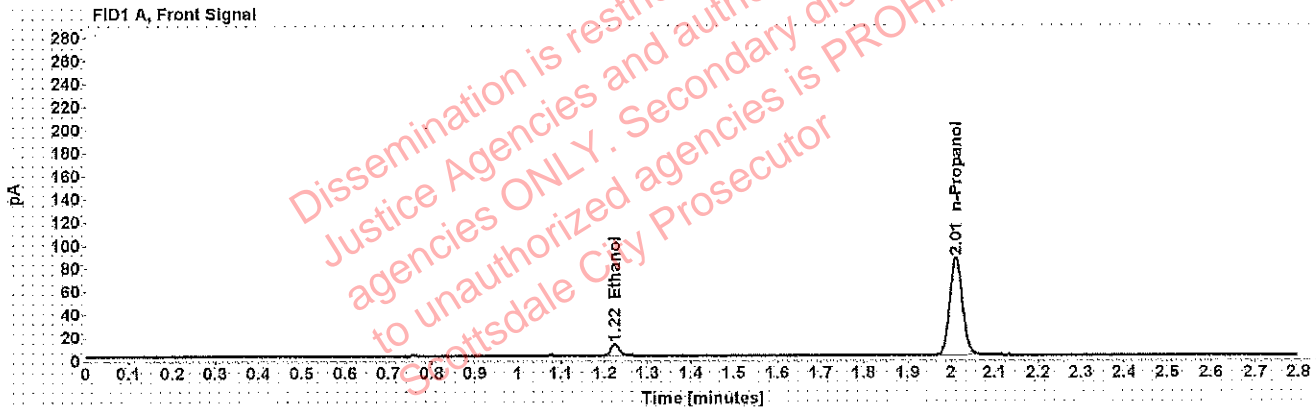


Table 1: FID 1 A (column DB-ALC1)

Compound	Time (min)	Peak Area
Ethanol	1.224	12.713
n-Propanol	2.011	172.430

Table 2: FID 2 B (column DB-ALC2)

Compound	Time (min)	Peak Area
Ethanol	1.345	14.695
n-Propanol	2.373	200.848

Scottsdale Police Department Crime Lab Volatiles Analysis

WA

Sample:	0.100 Cerilliant FN06181501	Item number:	
Injection date:	6/4/2018 11:58:12 AM	Vial:	2
Method:	ethanol quant.M	Sequence:	04Jun18
Instrument:	US14173023 CN14160045	Analyst:	Adrian
Data file:	C:\Chem32\1\Data\04Jun18\2.D		

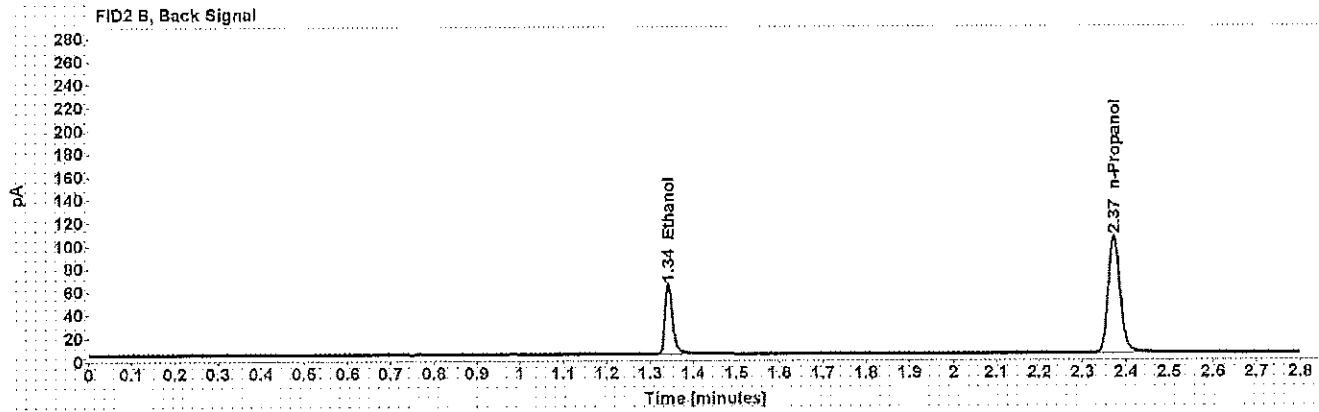
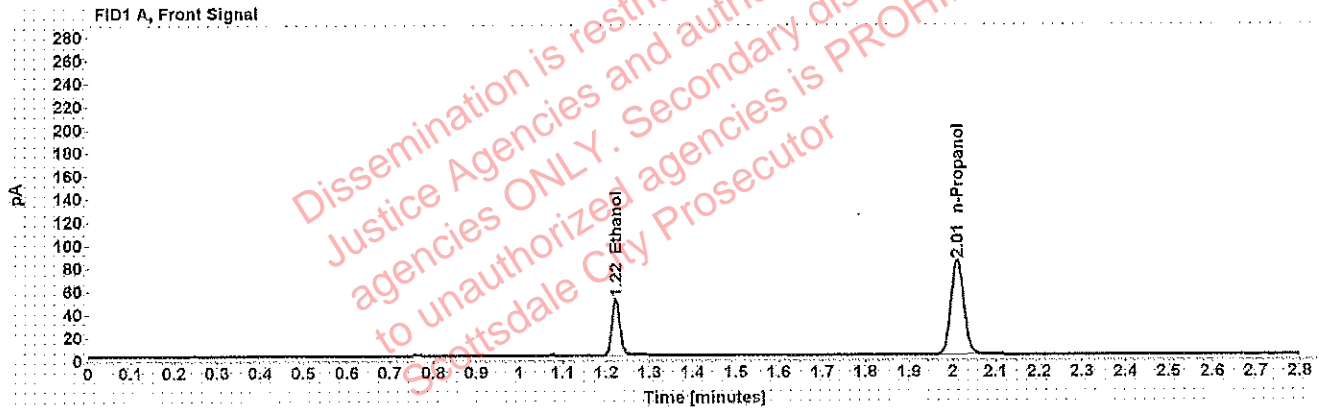


Table 1: FID 1 A (column DB-ALC1)

Compound	Time (min)	Peak Area
Ethanol	1.222	62.616
n-Propanol	2.011	167.164

Table 2: FID 2 B (column DB-ALC2)

Compound	Time (min)	Peak Area
Ethanol	1.342	73.686
n-Propanol	2.372	194.727

Scottsdale Police Department Crime Lab Volatiles Analysis

144

Sample: 0.200 Cerilliant FN07201502	Item number:
Injection date: 6/4/2018 12:02:12 PM	Vial: 3
Method: ethanol quant.M	Sequence: 04Jun18
Instrument: US14173023 CN14160045	Analyst: Adrian
Data file: C:\Chem32\1\Data\04Jun18\3.D	

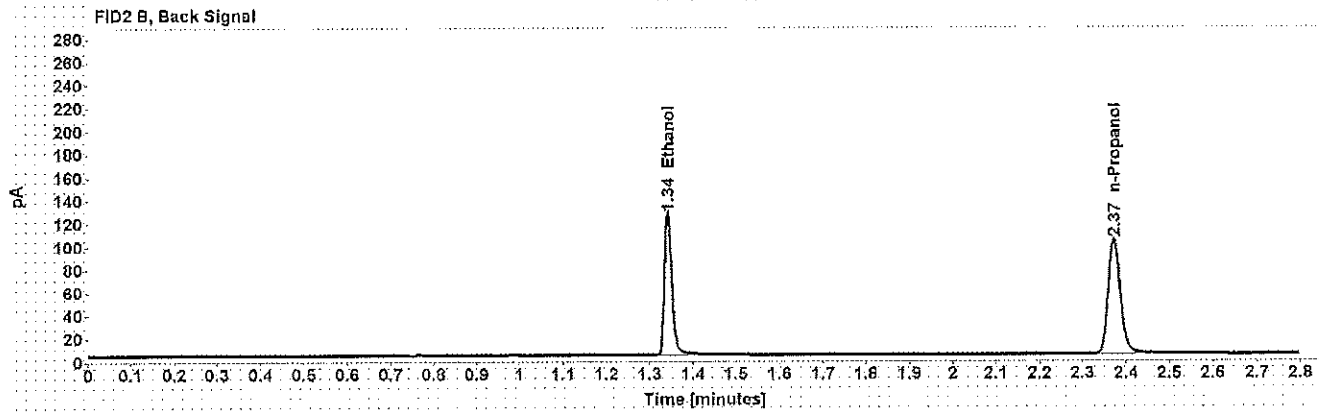
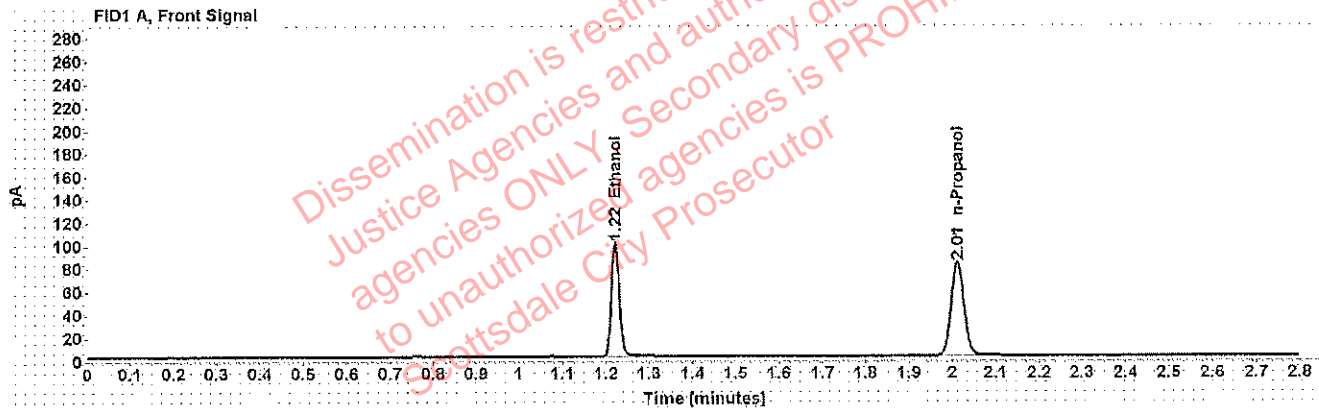


Table 1: FID 1 A (column DB-ALC1)

Compound	Time (min)	Peak Area
Ethanol	1.222	125.477
n-Propanol	2.011	165.579

Table 2: FID 2 B (column DB-ALC2)

Compound	Time (min)	Peak Area
Ethanol	1.342	149.173
n-Propanol	2.373	192.830

Scottsdale Police Department Crime Lab Volatiles Analysis

WMA

Sample: 0.400 Cerilliant FN11191402	Item number:
Injection date: 6/4/2018 12:06:13 PM	Vial: 4
Method: ethanol quant.M	Sequence: 04Jun18
Instrument: US14173023 CN14160045	Analyst: Adrian
Data file: C:\Chem32\1\Data\04Jun18\4.D	

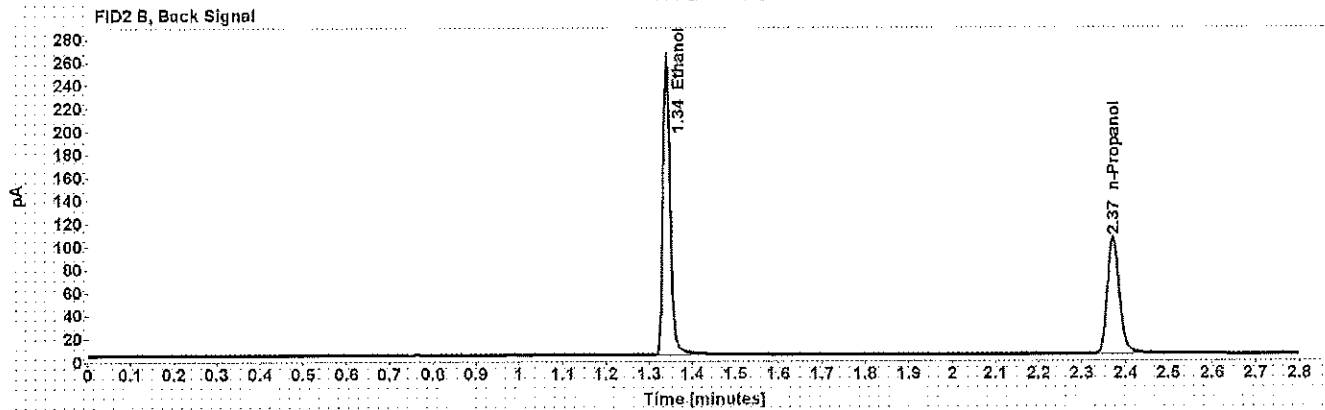
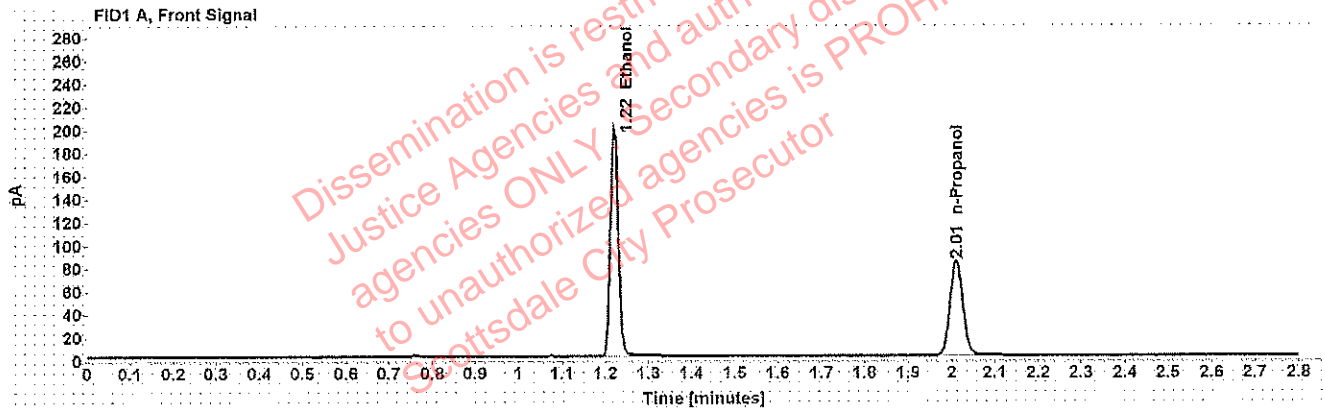


Table 1: FID 1 A (column DB-ALC1)

Compound	Time (min)	Peak Area
Ethanol	1.221	253.894
n-Propanol	2.010	167.907

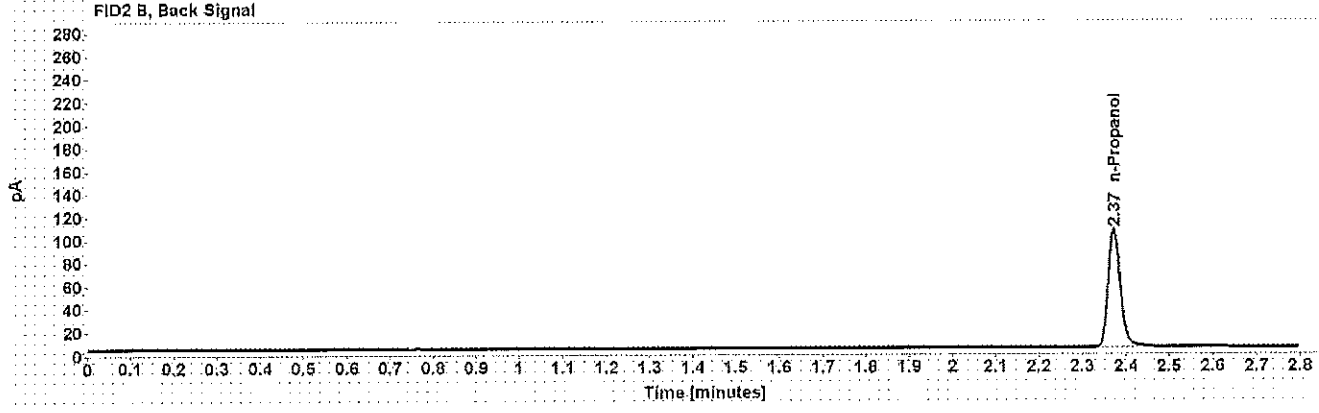
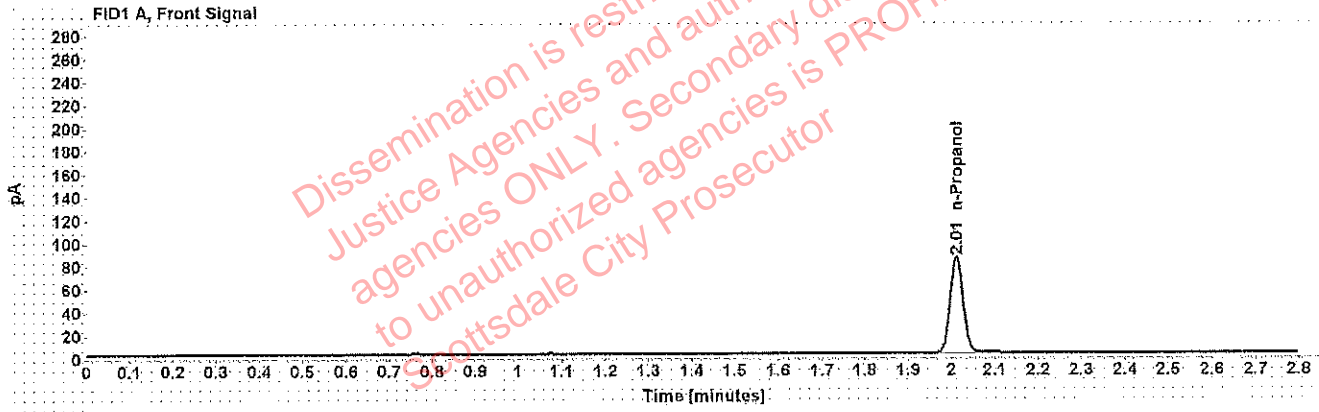
Table 2: FID 2 B (column DB-ALC2)

Compound	Time (min)	Peak Area
Ethanol	1.340	303.786
n-Propanol	2.372	195.847

Scottsdale Police Department Crime Lab Volatiles Analysis

WAA

Sample: blank 042518	Item number:
Injection date: 6/4/2018 12:10:12 PM	Vial: 5
Method: ethanol quant.M	Sequence: 04Jun18
Instrument: US14173023 CN14160045	Analyst: Adrian
Data file: C:\Chem32\1\Data\04Jun18\5.D	



Dissemination is restricted to Criminal Justice Agencies and authorized Non-C.J. agencies ONLY. Secondary dissemination to unauthorized agencies is PROHIBITED. Scottsdale City Prosecutor

Table 1: FID 1 A (column DB-ALC1)

Compound	Amount (g/100mL)	Time (min)	Peak Area
n-Propanol	-----	2.011	170.263

Table 2: FID 2 B (column DB-ALC2)

Compound	Time (min)	Peak Area
n-Propanol	2.373	197.823

Scottsdale Police Department Crime Lab Volatiles Analysis

WLA

Sample: volatiles mix 020917 WLA	Item number:
Injection date: 6/4/2018 12:14:12 PM	Vial: 6
Method: ethanol quant.M	Sequence: 04Jun18
Instrument: US14173023 CN14160045	Analyst: Adrian
Data file: C:\Chem32\1\Data\04Jun18\6.D	

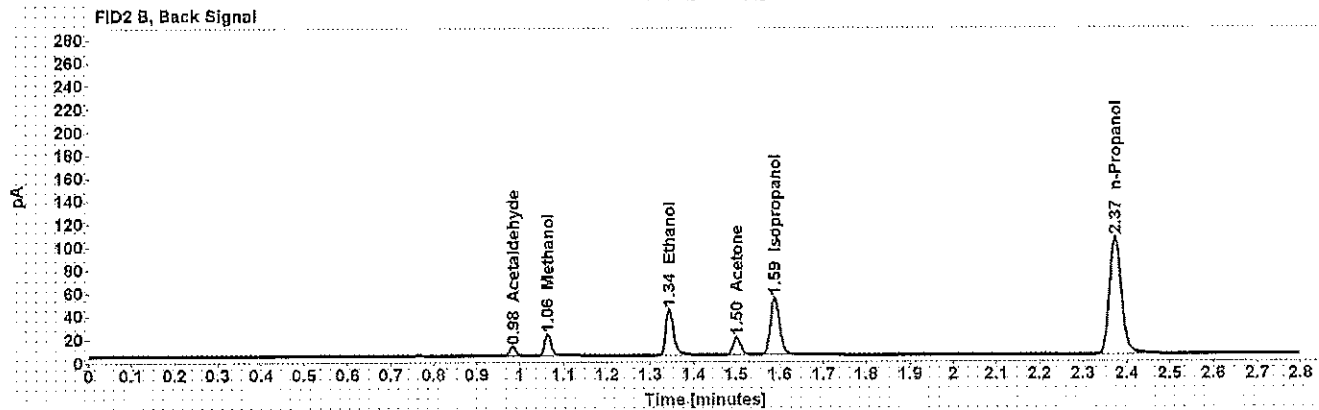
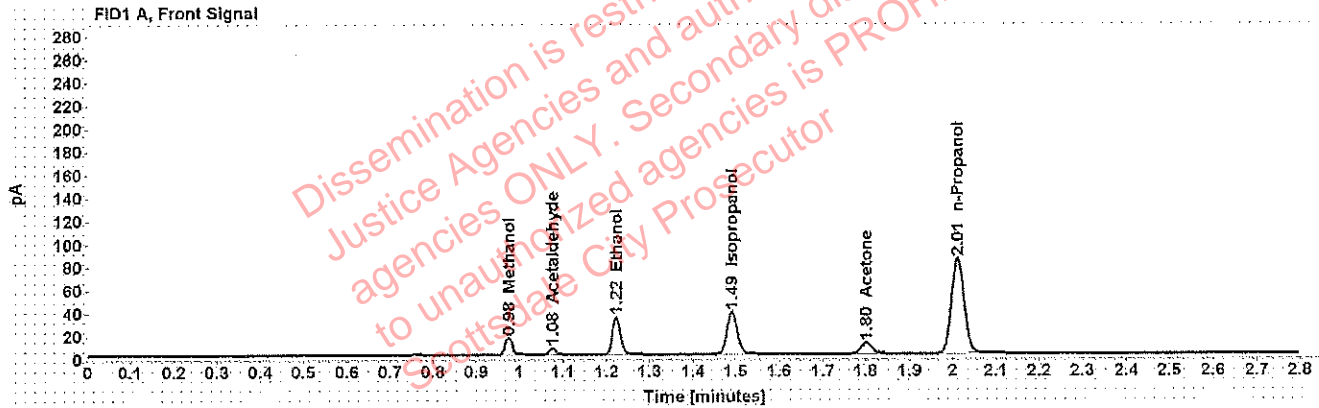


Table 1: FID 1 A (column DB-ALC1)

Compound	Amount (g/100mL)	Time (min)	Peak Area
Methanol	-----	0.975	16.429
Acetaldehyde	-----	1.076	5.770
>Ethanol	0.0662	1.223	42.061
Isopropanol	-----	1.491	60.309
Acetone	-----	1.802	16.447
n-Propanol	-----	2.011	169.268

Table 2: FID 2 B (column DB-ALC2)

Compound	Time (min)	Peak Area
Acetaldehyde	0.983	7.272
Methanol	1.063	19.646
Ethanol	1.344	49.054
Acetone	1.501	18.622
Isopropanol	1.589	71.898
n-Propanol	2.373	197.270

Scottsdale Police Department Crime Lab Volatiles Analysis

Sample: 0.400 Lipomed 08012015-C	Item number: WA
Injection date: 6/4/2018 12:18:28 PM	Vial: 7
Method: ethanol quant.M	Sequence: 04Jun18
Instrument: US14173023 CN14160045	Analyst: Adrian
Data file: C:\Chem32\1\Data\04Jun18\7.D	

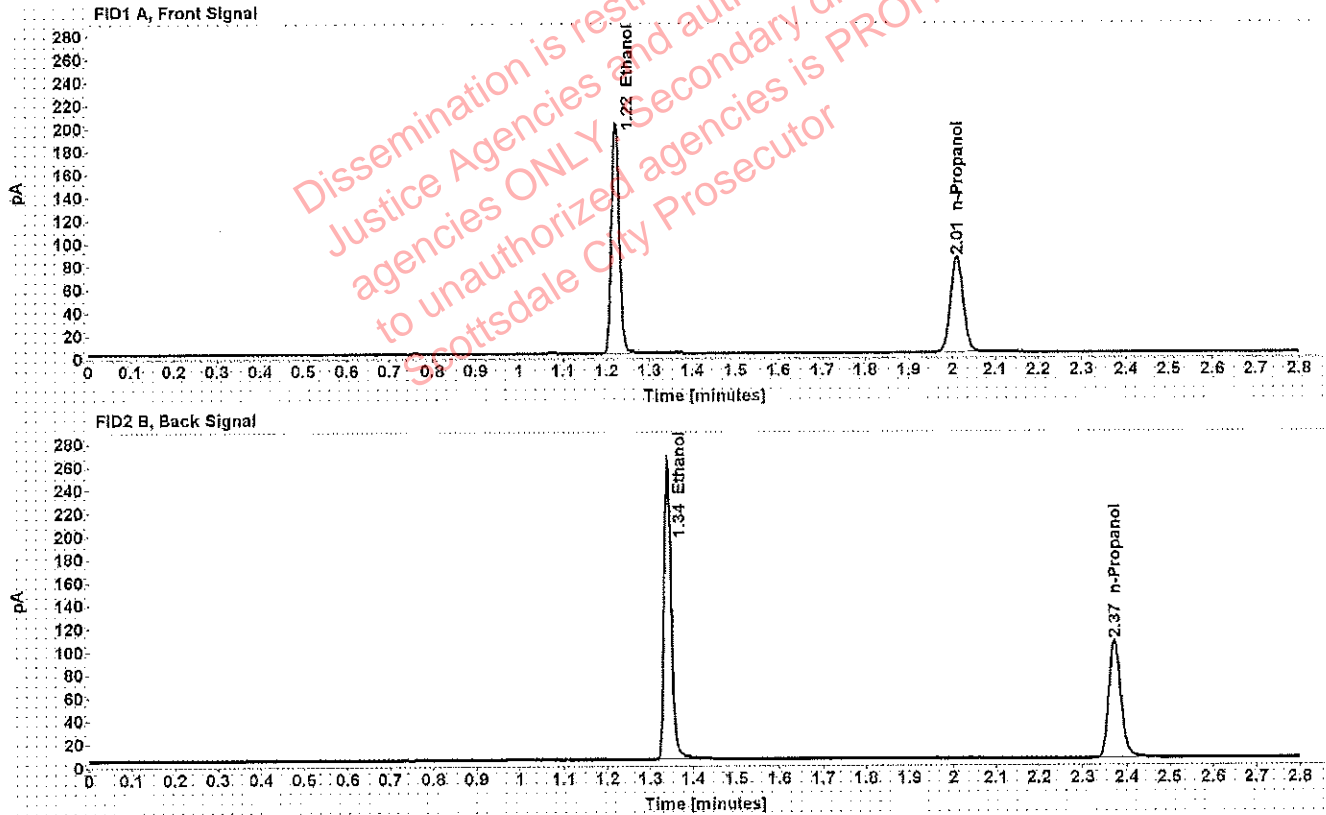


Table 1: FID 1 A (column DB-ALC1)

Compound	Amount (g/100mL)	Time (min)	Peak Area
>Ethanol	0.4020	1.221	256.554
n-Propanol	-----	2.010	168.746

Table 2: FID 2 B (column DB-ALC2)

Compound	Time (min)	Peak Area
Ethanol	1.340	306.237
n-Propanol	2.372	196.892

Scottsdale Police Department Crime Lab Volatiles Analysis

WAT

Sample: 0.040 Lipomed 09022015-A	Item number:
Injection date: 6/4/2018 12:22:27 PM	Vial: 8
Method: ethanol quant.M	Sequence: 04Jun18
Instrument: US14173023 CN14160045	Analyst: Adrian
Data file: C:\Chem32\1\Data\04Jun18\8.D	

Dissemination is restricted to Criminal Justice Agencies and authorized agencies ONLY. Secondary dissemination to unauthorized agencies is PROHIBITED. Scottsdale City Prosecutor

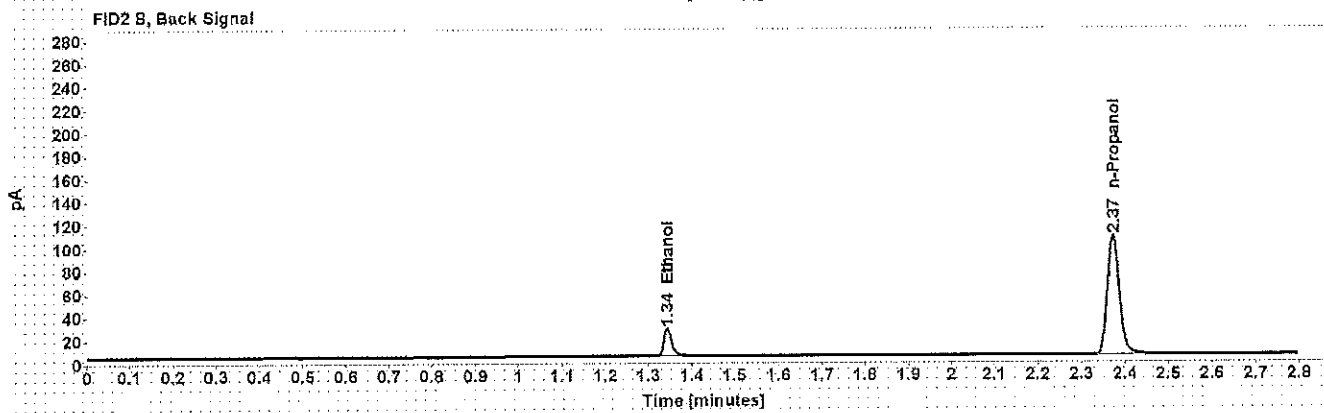
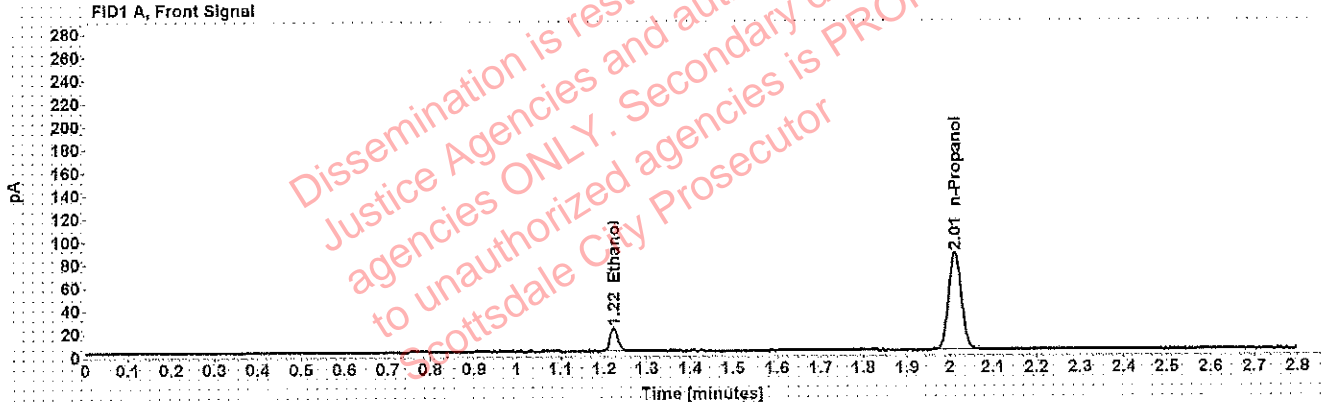


Table 1: FID 1 A (column DB-ALC1)

Compound	Amount (g/100mL)	Time (min)	Peak Area
>Ethanol	0.0400	1.223	25.712
n-Propanol	-----	2.011	172.093

Table 2: FID 2 B (column DB-ALC2)

Compound	Time (min)	Peak Area
Ethanol	1.344	29.734
n-Propanol	2.373	199.730

Scottsdale Police Department Crime Lab Volatiles Analysis

WA

Sample: 0.198 ACQ 407041529/3	Item number:
Injection date: 6/4/2018 12:26:28 PM	Vial: 9
Method: ethanol quant.M	Sequence: 04Jun18
Instrument: US14173023 CN14160045	Analyst: Adrian
Data file: C:\Chem32\1\Data\04Jun18\9.D	

Dissemination is restricted to Criminal Justice Agencies and authorized agencies ONLY. Secondary dissemination to unauthorized agencies is PROHIBITED. Scottsdale City Prosecutor

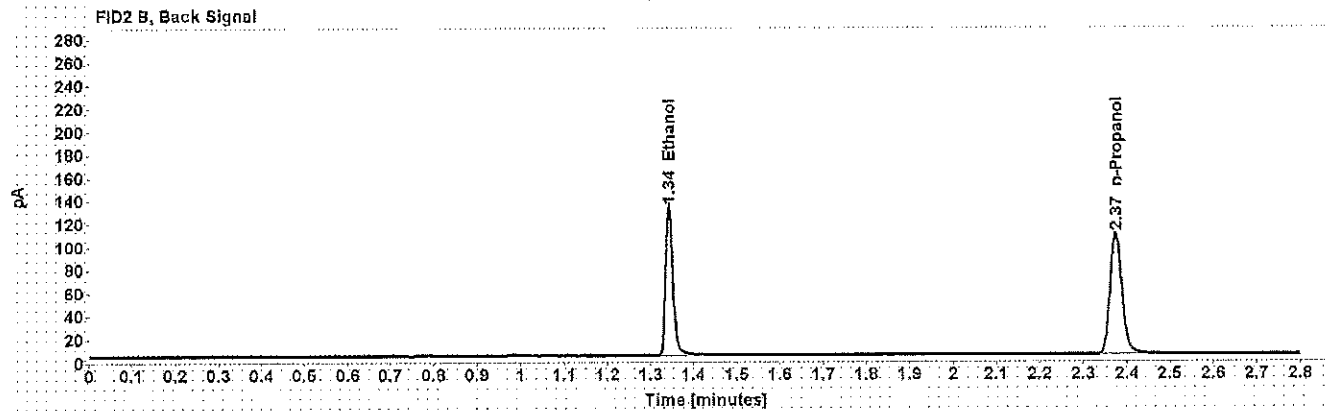
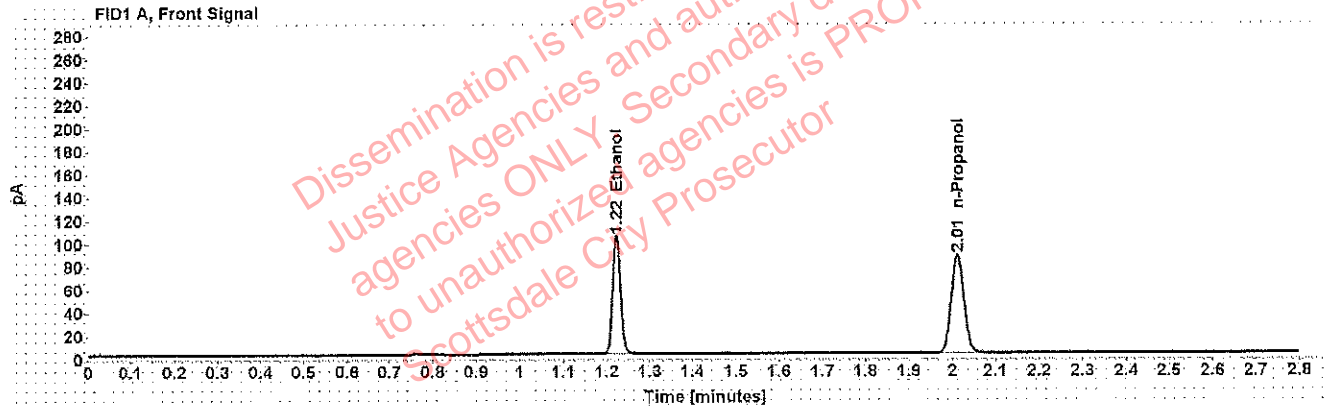


Table 1: FID 1 A (column DB-ALC1)

Compound	Amount (g/100mL)	Time (min)	Peak Area
>Ethanol	0.2002	1.223	131.752
n-Propanol	-----	2.012	174.283

Table 2: FID 2 B (column DB-ALC2)

Compound	Time (min)	Peak Area
Ethanol	1.343	156.459
n-Propanol	2.374	203.114

Scottsdale Police Department Crime Lab Volatiles Analysis

ala

Sample: 0.080 Lipomed 28082014-B	Item number:
Injection date: 6/4/2018 1:10:58 PM	Vial: 20
Method: ethanol quant.M	Sequence: 04Jun18
Instrument: US14173023 CN14160045	Analyst: Adrian
Data file: C:\Chem32\1\Data\04Jun18\20.D	

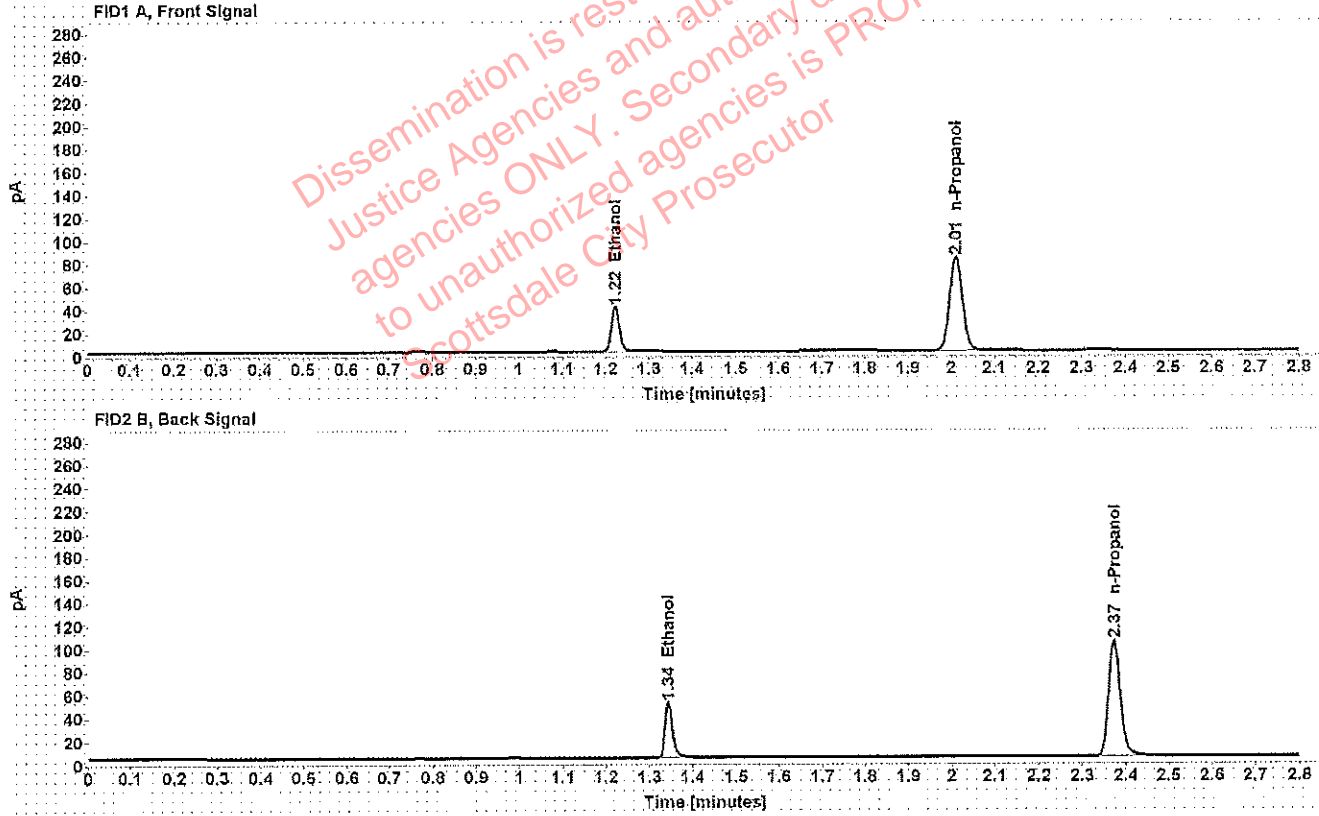


Table 1: FID 1 A (column DB-ALC1)

Compound	Amount (g/100mL)	Time (min)	Peak Area
>Ethanol	0.0802	1.223	49.972
n-Propanol	-----	2.011	165.778

Table 2: FID 2 B (column DB-ALC2)

Compound	Time (min)	Peak Area
Ethanol	1.343	58.667
n-Propanol	2.373	193.138

Scottsdale Police Department Crime Lab Volatiles Analysis

WA

Sample: 0.150 Lipomed 09022015-C	Item number:
Injection date: 6/4/2018 1:55:27 PM	Vial: 31
Method: ethanol quant.M	Sequence: 04Jun18
Instrument: US14173023 CN14160045	Analyst: Adrian
Data file: C:\Chem32\1\Data\04Jun18\31.D	

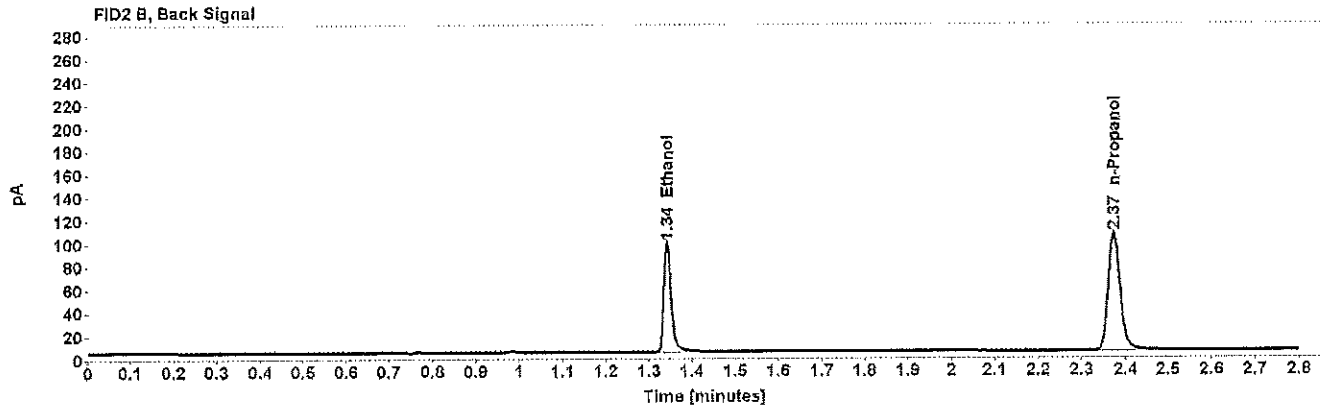
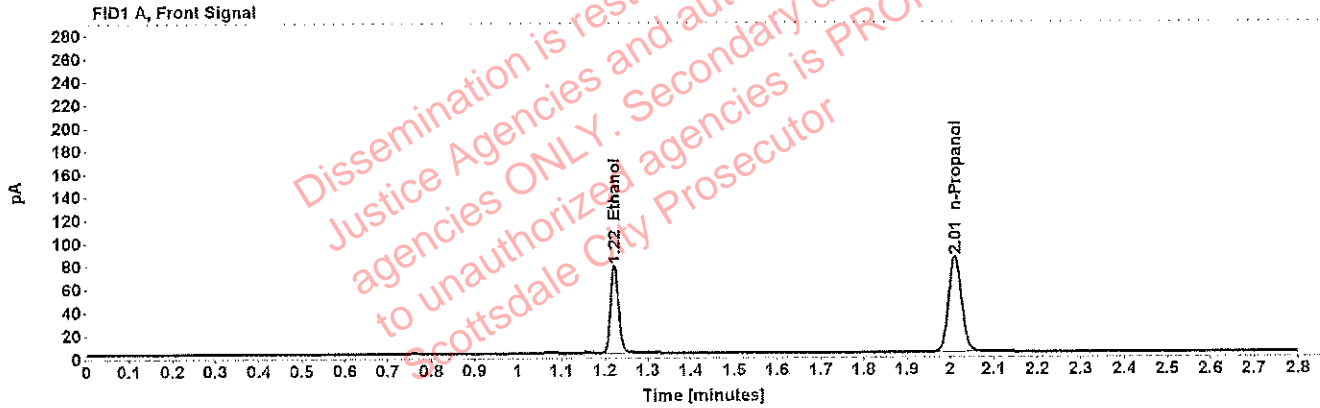


Table 1: FID 1 A (column DB-ALC1)

Compound	Amount (g/100mL)	Time (min)	Peak Area
>Ethanol	0.1532	1.223	97.358
n-Propanol	-----	2.012	168.470

Table 2: FID 2 B (column DB-ALC2)

Compound	Time (min)	Peak Area
Ethanol	1.343	115.696
n-Propanol	2.374	197.570

Scottsdale Police Department Crime Lab Volatiles Analysis

WAT

Sample: 0.198 ACQ 407041529/3	Item number:
Injection date: 6/4/2018 2:39:42 PM	Vial: 42
Method: ethanol quant.M	Sequence: 04Jun18
Instrument: US14173023 CN14160045	Analyst: Adrian
Data file: C:\Chem32\1\Data\04Jun18\42.D	

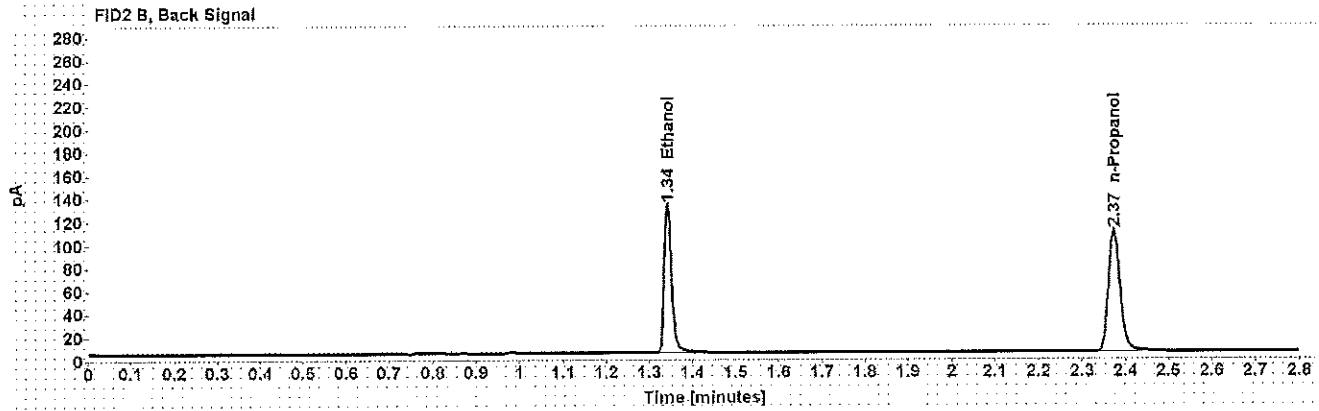
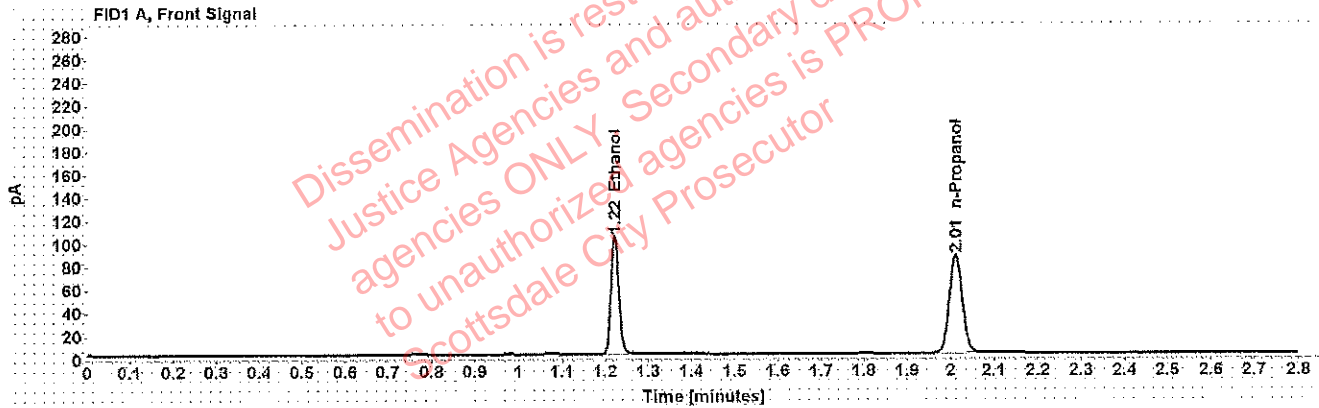


Table 1: FID 1 A (column DB-ALC1)

Compound	Amount (g/100mL)	Time (min)	Peak Area
>Ethanol	0.2013	1.222	131.645
n-Propanol	-----	2.012	173.173

Table 2: FID 2 B (column DB-ALC2)

Compound	Time (min)	Peak Area
Ethanol	1.343	157.173
n-Propanol	2.374	203.449

Scottsdale Police Department Crime Lab Volatiles Analysis

WAF

Sample: 0.080 Lipomed 28082014-B	Item number:
Injection date: 6/4/2018 3:24:12 PM	Vial: 53
Method: ethanol quant.M	Sequence: 04Jun18
Instrument: US14173023 CN14160045	Analyst: Adrian
Data file: C:\Chem32\1\Data\04Jun18\53.D	

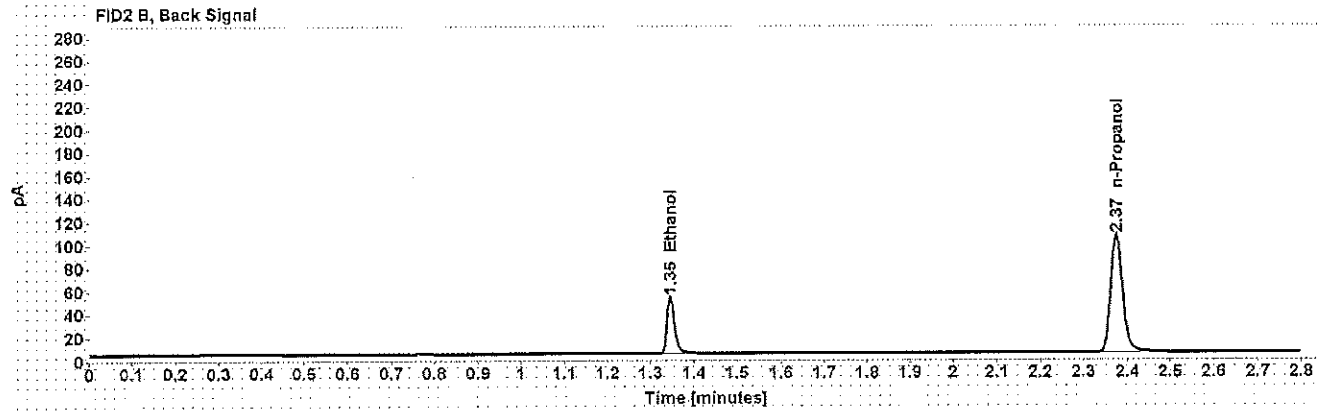
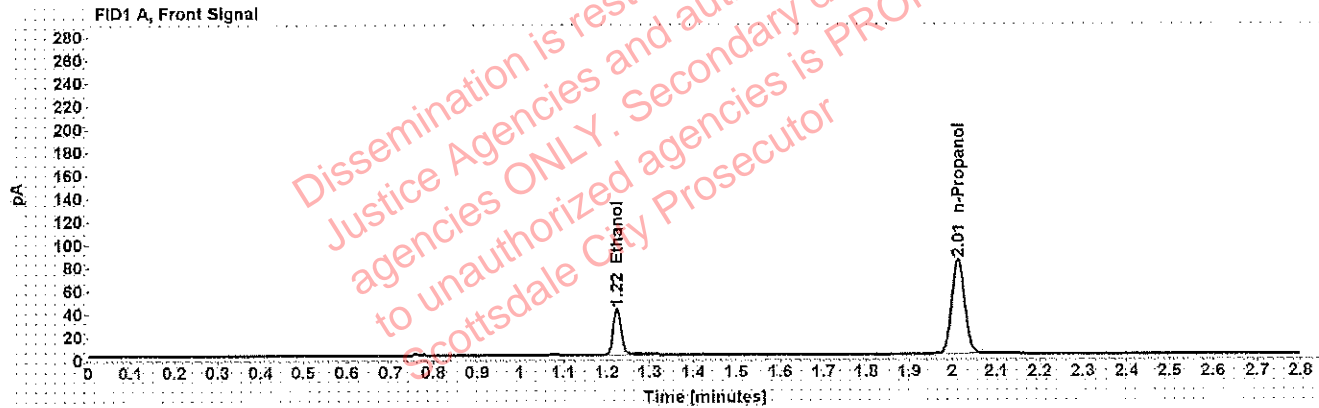


Table 1: FID 1 A (column DB-ALC1)

Compound	Amount (g/100mL)	Time (min)	Peak Area
>Ethanol	0.0816	1.224	51.273
n-Propanol	-----	2.012	167.175

Table 2: FID 2 B (column DB-ALC2)

Compound	Time (min)	Peak Area
Ethanol	1.345	60.956
n-Propanol	2.375	196.483

Scottsdale Police Department Crime Lab Volatiles Analysis

WA

Sample: 0.40 Lipomed 08012015-C	Item number:
Injection date: 6/4/2018 3:44:27 PM	Vial: 58
Method: ethanol quant.M	Sequence: 04Jun18
Instrument: US14173023 CN14160045	Analyst: Adrian
Data file: C:\Chem32\1\Data\04Jun18\58.D	

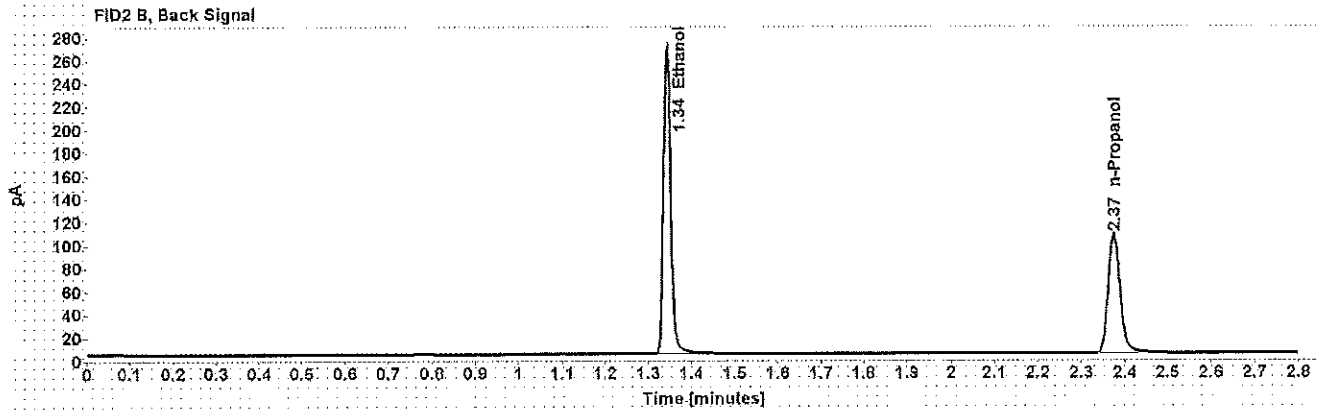
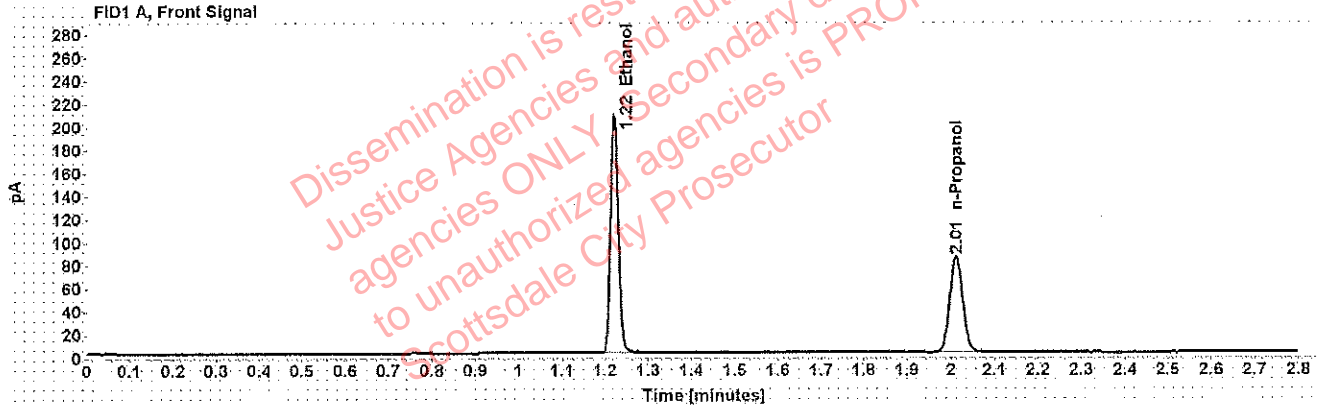


Table 1: FID 1 A (column DB-ALC1)

Compound	Amount (g/100mL)	Time (min)	Peak Area
>Ethanol	0.4108	1.222	263.640
n-Propanol	-----	2.012	169.665

Table 2: FID 2 B (column DB-ALC2)

Compound	Time (min)	Peak Area
Ethanol	1.343	317.392
n-Propanol	2.374	200.574

Scottsdale Police Department Crime Lab Volatiles Analysis

WA

Sample: 0.04 Lipomed 09022015-A	Item number:
Injection date: 6/4/2018 3:48:28 PM	Vial: 59
Method: ethanol quant.M	Sequence: 04Jun18
Instrument: US14173023 CN14160045	Analyst: Adrian
Data file: C:\Chem32\1\Data\04Jun18\59.D	

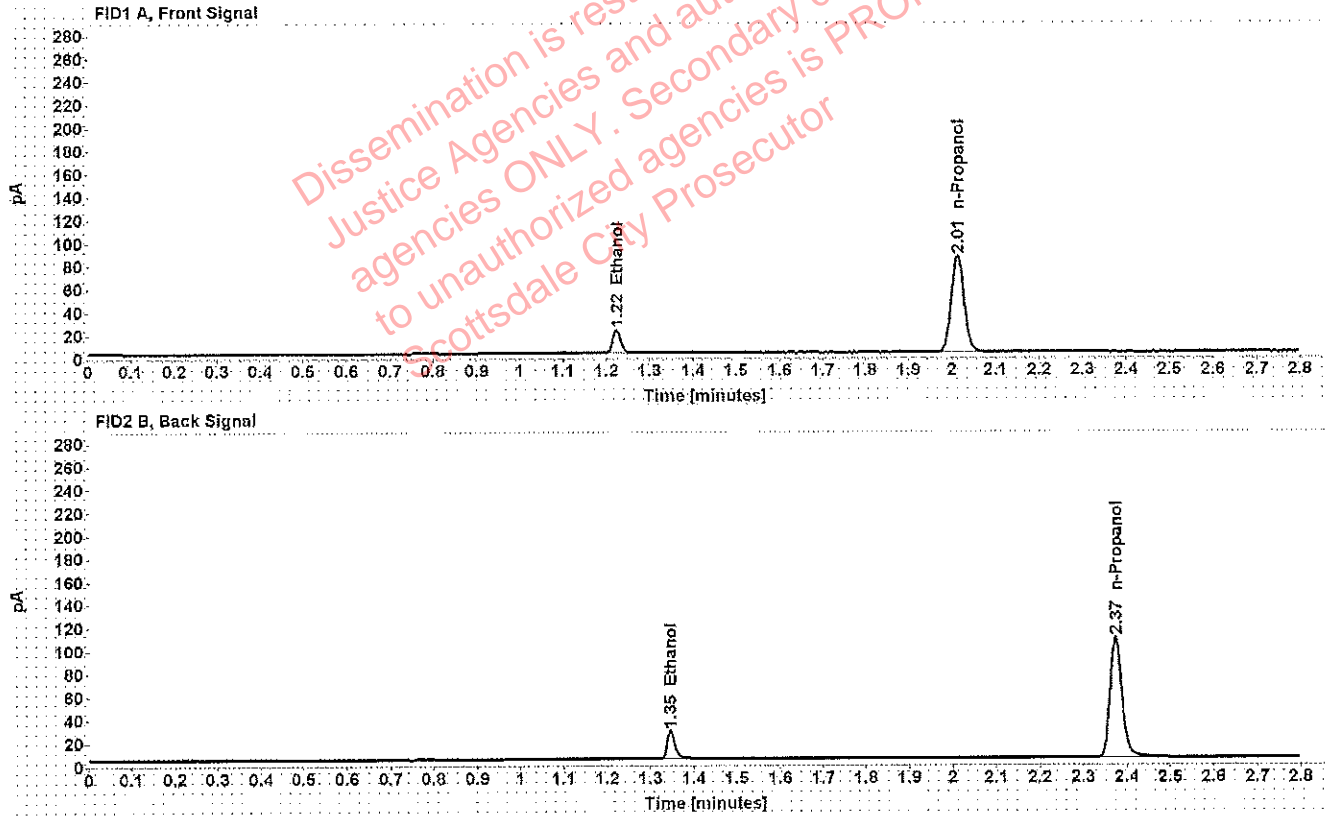


Table 1: FID 1 A (column DB-ALC1)

Compound	Amount (g/100mL)	Time (min)	Peak Area
>Ethanol	0.0408	1.224	26.019
n-Propanol	-----	2.012	171.042

Table 2: FID 2 B (column DB-ALC2)

Compound	Time (min)	Peak Area
Ethanol	1.346	30.455
n-Propanol	2.374	201.051

Scottsdale Police Department Crime Lab Volatiles Analysis

WA

Sample: 0.198 ACQ 407041529/3	Item number:
Injection date: 6/4/2018 3:52:28 PM	Vial: 60
Method: ethanol quant.M	Sequence: 04Jun18
Instrument: US14173023 CN14160045	Analyst: Adrian
Data file: C:\Chem321\1\Data\04Jun18\60.D	

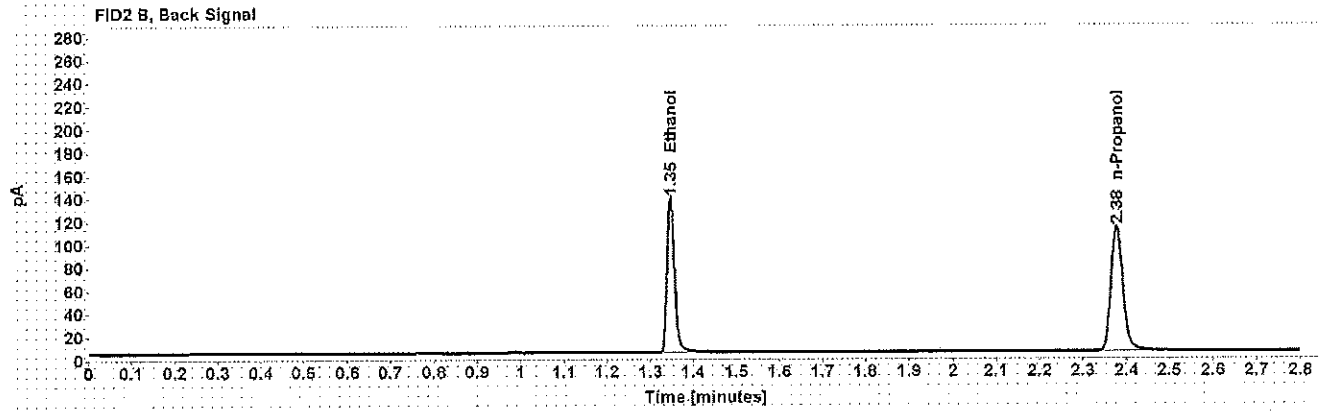
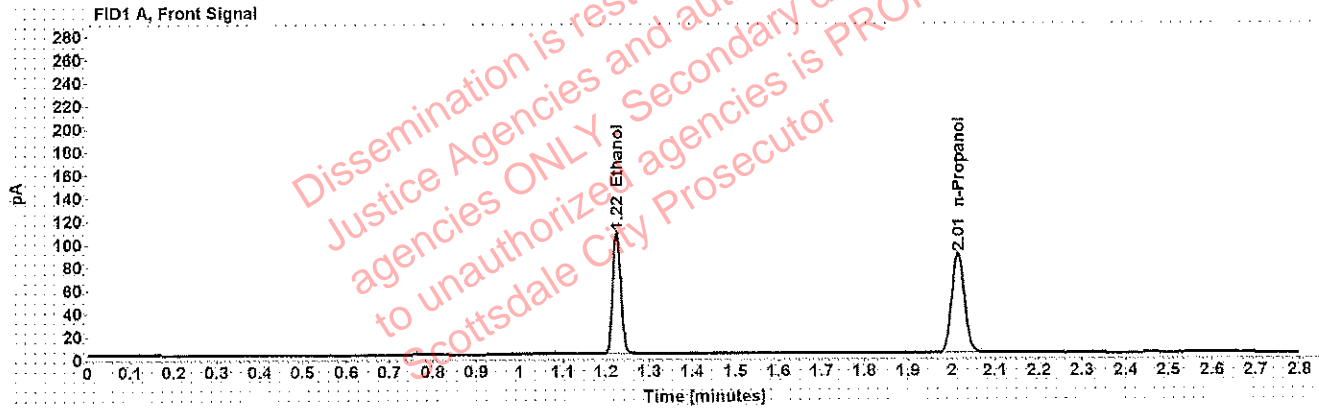


Table 1: FID 1 A (column DB-ALC1)

Compound	Amount (g/100mL)	Time (min)	Peak Area
>Ethanol	0.2045	1.225	136.531
n-Propanol	-----	2.014	176.733

Table 2: FID 2 B (column DB-ALC2)

Compound	Time (min)	Peak Area
Ethanol	1.347	163.585
n-Propanol	2.377	208.458

Scottsdale Police Department Crime Lab Volatiles Analysis

WA

Sample: blank 042518	Item number:
Injection date: 6/4/2018 3:56:42 PM	Vial: 61
Method: ethanol quant.M	Sequence: 04Jun18
Instrument: US14173023 CN14160045	Analyst: Adrian
Data file: C:\Chem321\1\Data\04Jun18\61.D	

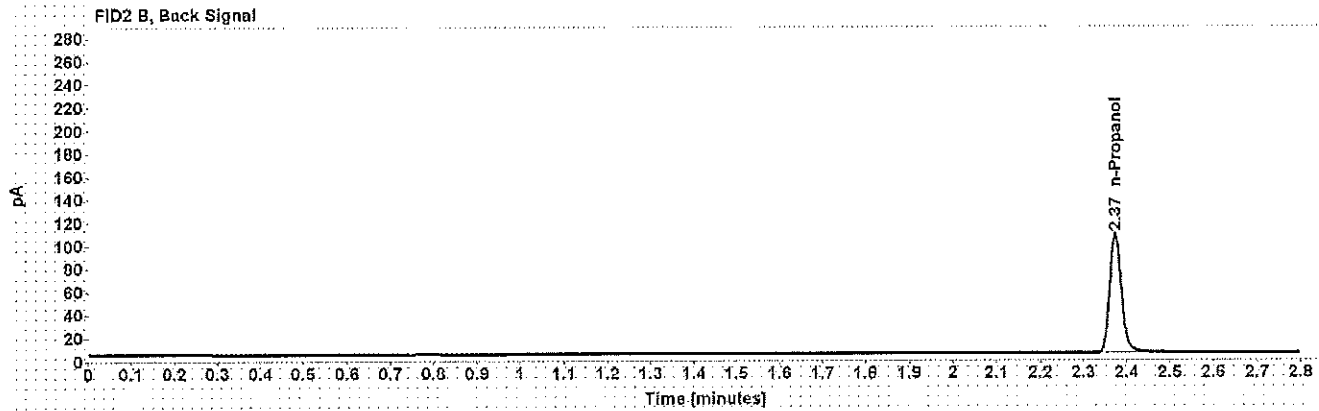



Table 1: FID 1 A (column DB-ALC1)

Compound	Amount (g/100mL)	Time (min)	Peak Area
n-Propanol	-----	2.012	169.913

Table 2: FID 2 B (column DB-ALC2)

Compound	Time (min)	Peak Area
n-Propanol	2.374	200.254

Sequence Summary

WA

Sequence name: 04Jun18 **Instrument:** US14173023 CN14160045 **Analyst:** Adrian

Vial	Sample	Type	Item Number	Method
1	0.020 Cerilliant FN03241604	Calibration		ethanol quant.M
2	0.100 Cerilliant FN06181501	Calibration		ethanol quant.M
3	0.200 Cerilliant FN07201502	Calibration		ethanol quant.M
4	0.400 Cerilliant FN11191402	Calibration		ethanol quant.M
5	blank 042518	Control		ethanol quant.M
6	volatiles mix 020917 WLA	Control		ethanol quant.M
7	0.400 Lipomed 08012015-C	Control		ethanol quant.M
8	0.040 Lipomed 09022015-A	Control		ethanol quant.M
9	0.198 ACQ 407041529/3	Control		ethanol quant.M
10		Sample	1209369	ethanol quant.M
11		Sample	1209369	ethanol quant.M
12		Sample	1212896	ethanol quant.M
13		Sample	1212896	ethanol quant.M
14		Sample	1184620	ethanol quant.M
15		Sample	1184620	ethanol quant.M
16		Sample	1186970	ethanol quant.M
17		Sample	1186970	ethanol quant.M
18		Sample	1212348	ethanol quant.M
19		Sample	1212348	ethanol quant.M
20	0.080 Lipomed 28082014-B	Control		ethanol quant.M
21		Sample	1212994	ethanol quant.M
22		Sample	1212994	ethanol quant.M
23		Sample	1212945	ethanol quant.M
24		Sample	1212945	ethanol quant.M
25		Sample	1212764	ethanol quant.M
26		Sample	1212764	ethanol quant.M
27		Sample	1189541	ethanol quant.M
28		Sample	1189541	ethanol quant.M
29		Sample	1078864	ethanol quant.M
30		Sample	1078864	ethanol quant.M
31	0.150 Lipomed 09022015-C	Control		ethanol quant.M
32		Sample	1213732	ethanol quant.M
33		Sample	1213732	ethanol quant.M
34		Sample	1214824	ethanol quant.M
35		Sample	1214824	ethanol quant.M
36		Sample	1215119	ethanol quant.M
37		Sample	1215119	ethanol quant.M
38		Sample	1215700	ethanol quant.M
39		Sample	1215700	ethanol quant.M
40		Sample	1200218	ethanol quant.M
41		Sample	1200218	ethanol quant.M
42	0.198 ACQ 407041529/3	Control		ethanol quant.M
43		Sample	1213577	ethanol quant.M
44		Sample	1213577	ethanol quant.M
45		Sample	1213072	ethanol quant.M
46		Sample	1213072	ethanol quant.M
47		Sample	1212547	ethanol quant.M

Sequence Summary

WA

48		Sample	1212547	ethanol quant.M
49		Sample	1185696	ethanol quant.M
50		Sample	1185696	ethanol quant.M
51		Sample	1213989	ethanol quant.M
52		Sample	1213989	ethanol quant.M
53	0.080 Lipomed 28082014-B	Control		ethanol quant.M
54		Sample	1213785	ethanol quant.M
55		Sample	1213785	ethanol quant.M
56		Sample	1213730	ethanol quant.M
57		Sample	1213730	ethanol quant.M
58	0.40 Lipomed 080120 15-C	Control		ethanol quant.M
59	0.04 Lipomed 090220 15-A	Control		ethanol quant.M
60	0.198 ACQ 407041529/3	Control		ethanol quant.M
61	blank 042518	Control		ethanol quant.M

Dissemination is restricted to Criminal Justice Agencies ONLY. Security dissemination to unauthorized agencies is PROHIBITED.
 Scottsdale City Prosecutor

Scottsdale Police Department Crime Laboratory Summary of Cases

SEQUENCE NAME: 04Jun18

ANALYST: Adrian

Vials	Test 1 (g/dL)	Test 2 (g/dL)	Mean (g/dL)	Percent Difference*	Absolute Difference (g/dL)*
10 11	0.2105	0.2095	0.21000	0.24	0.00050
12 13	0.2544	0.2551	0.25475	0.14	0.00035
14 15	0.1375	0.1376	0.13755	0.04	0.00005
16 17	0.2407	0.2400	0.24035	0.15	0.00035
18 19	0.0781	0.0776	0.07785	0.32	0.00025
21 22	0.3091	0.3063	0.30770	0.45	0.00140
23 24	0.2853	0.2872	0.28625	0.33	0.00095
25 26	0.2307	0.2321	0.23140	0.30	0.00070
27 28	0.1049	0.1045	0.10470	0.19	0.00020
29 30	0.2252	0.2266	0.22590	0.31	0.00070
32 33	0.0745	0.0744	0.07445	0.07	0.00005
34 35	0.1276	0.1272	0.12740	0.16	0.00020
36 37	0.1524	0.1534	0.15290	0.33	0.00050
38 39	0.2422	0.2419	0.24205	0.06	0.00015
40 41	0.1713	0.1721	0.17170	0.23	0.00040
43 44	0.1550	0.1559	0.15545	0.29	0.00045
45 46	0.1571	0.1585	0.15780	0.44	0.00070
47 48	0.1234	0.1244	0.12390	0.40	0.00050
49 50	0.0670	0.0670	0.06700	0.00	0.00000
51 52	0.2289	0.2283	0.22860	0.13	0.00030
54 55	0.3713	0.3746	0.37295	0.44	0.00165
56 57	0.1383	0.1410	0.13965	0.97	0.00135

*Calculated differences are differences from the mean of the two results.

Scottsdale Police Department Crime Lab Volatiles Analysis

Sample: [REDACTED]	Item number: 1209369
Injection date: 6/4/2018 12:30:27 PM	Vial: 10
Method: ethanol quant.M	Sequence: 04Jun18
Instrument: US14173023 CN14160045	Analyst: Adrian
Data file: C:\Chem32\1\Data\04Jun18\10.D	

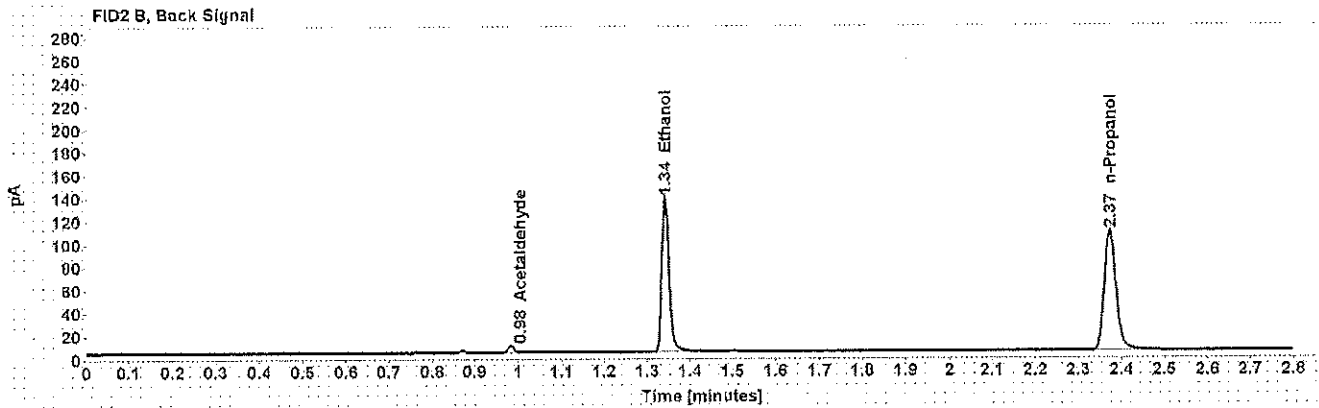
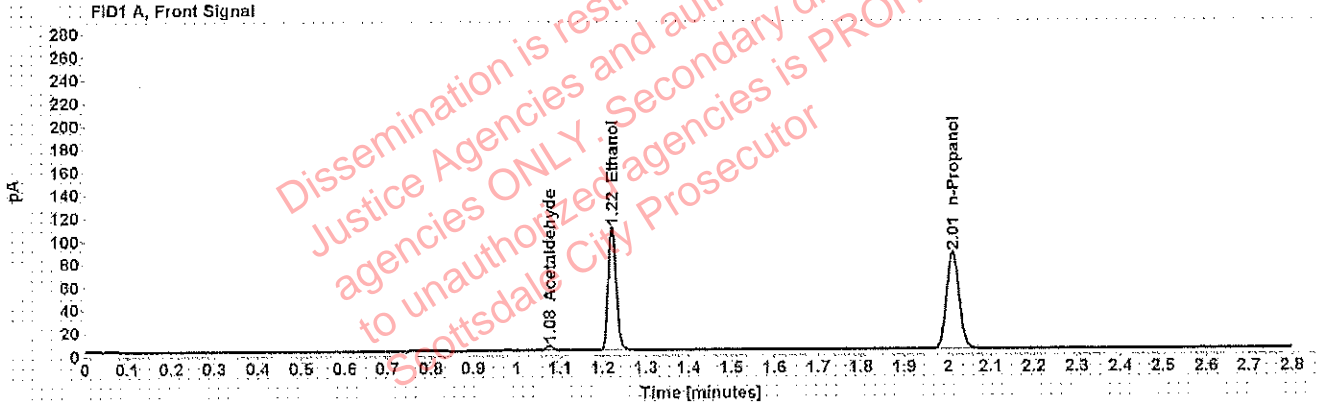


Table 1: FID 1 A (column DB-ALC1)

Compound	Amount (g/100mL)	Time (min)	Peak Area
Acetaldehyde	-----	1.076	4.316
>Ethanol	0.2105	1.222	137.324
n-Propanol	-----	2.011	172.883

Table 2: FID 2 B (column DB-ALC2)

Compound	Time (min)	Peak Area
Acetaldehyde	0.983	5.427
Ethanol	1.342	162.495
n-Propanol	2.373	202.006

Scottsdale Police Department Crime Lab Volatiles Analysis

Sample: [REDACTED]	Item number: 1209369
Injection date: 6/4/2018 12:34:27 PM	Vial: 11
Method: ethanol quant.M	Sequence: 04Jun18
Instrument: US14173023 CN14160045	Analyst: Adrian
Data file: C:\Chem32\1\Data\04Jun18\11.D	

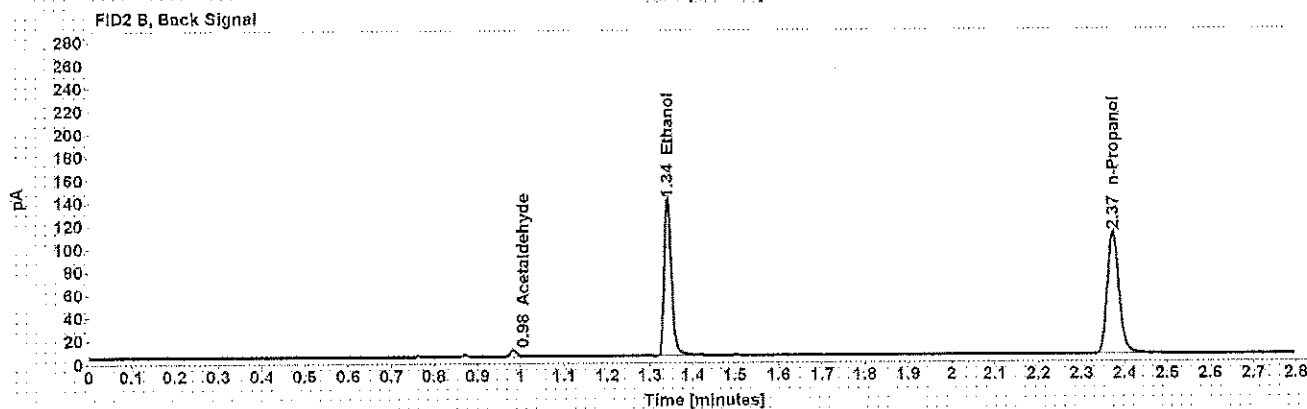
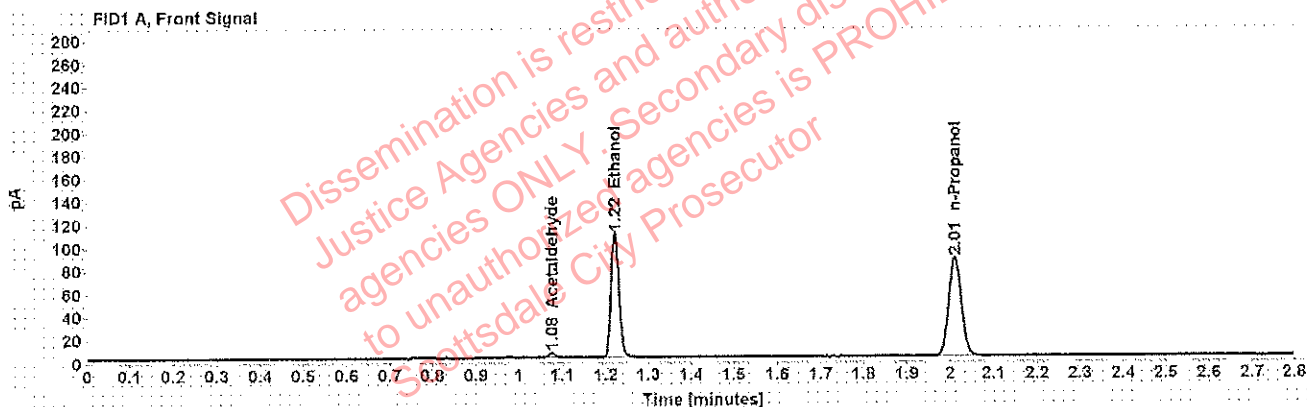


Table 1: FID 1 A (column DB-ALC1)

Compound	Amount (g/100mL)	Time (min)	Peak Area
Acetaldehyde	-----	1.076	4.411
>Ethanol	0.2095	1.221	139.020
n-Propanol	-----	2.011	175.667

Table 2: FID 2 B (column DB-ALC2)

Compound	Time (min)	Peak Area
Acetaldehyde	0.982	5,560
Ethanol	1.341	164,990
n-Propanol	2.373	205,711

Scottsdale Police Department Crime Lab Volatiles Analysis

Sample: [REDACTED]	Item number: 1212896
Injection date: 6/4/2018 12:38:28 PM	Vial: 12
Method: ethanol quant.M	Sequence: 04Jun18
Instrument: US14173023 CN14160045	Analyst: Adrian
Data file: C:\Chem32\1\Data\04Jun18\12.D	

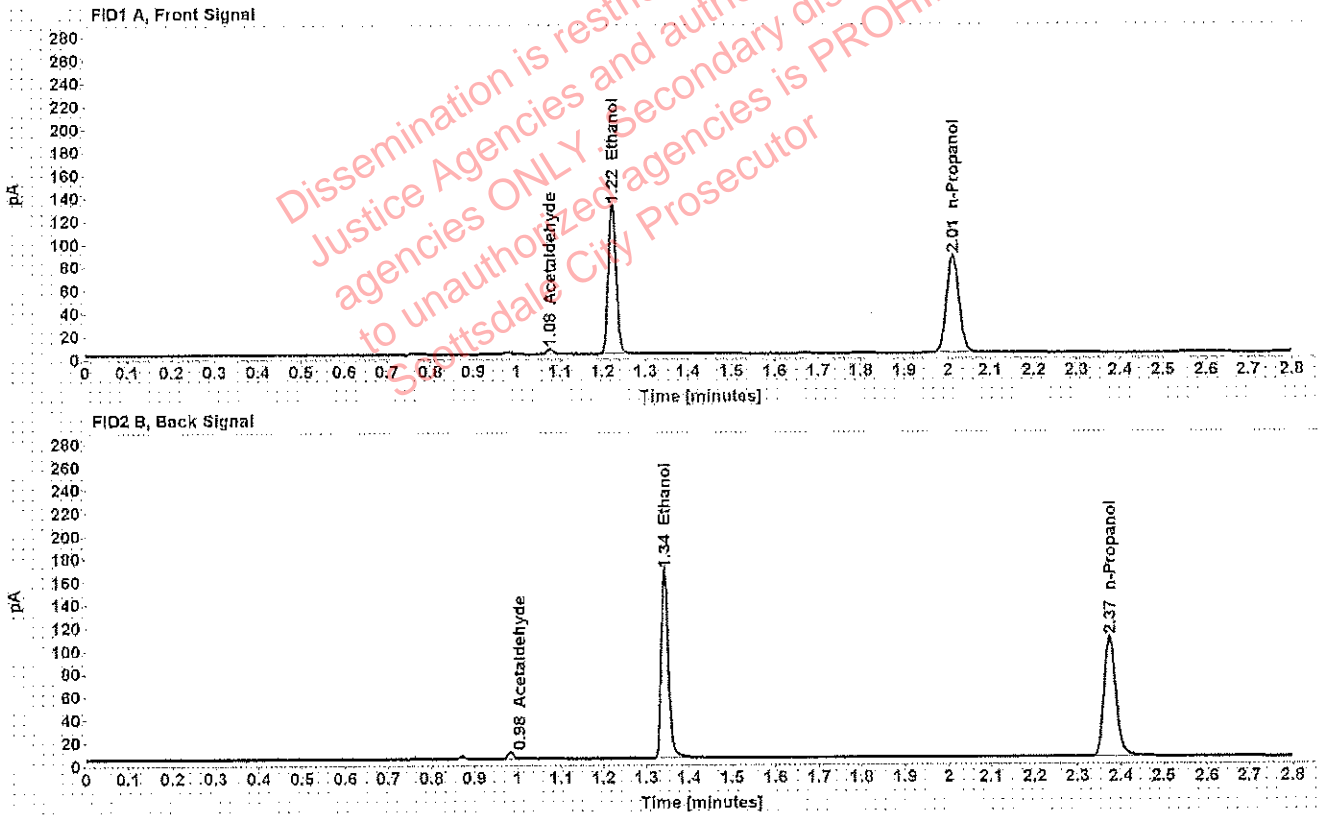


Table 1: FID 1 A (column DB-ALC1)

Compound	Amount (g/100mL)	Time (min)	Peak Area
Acetaldehyde	-----	1.077	4.378
>Ethanol	0.2544	1.222	166.390
n-Propanol	-----	2.012	173.065

Table 2: FID 2 B (column DB-ALC2)

Compound	Time (min)	Peak Area
Acetaldehyde	0.984	5.482
Ethanol	1.343	197.765
n-Propanol	2.374	202.684

Scottsdale Police Department Crime Lab Volatiles Analysis

Sample: ██████████	Item number: 1212896
Injection date: 6/4/2018 12:42:42 PM	Vial: 13
Method: ethanol quant.M	Sequence: 04Jun18
Instrument: US14173023 CN14160045	Analyst: Adrian
Data file: C:\Chem32\1\Data\04Jun18\13.D	

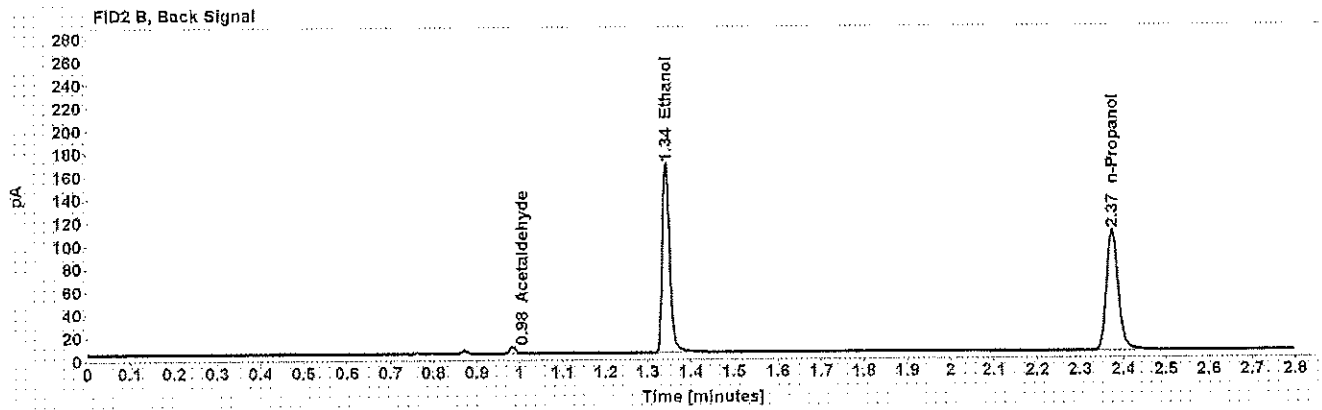
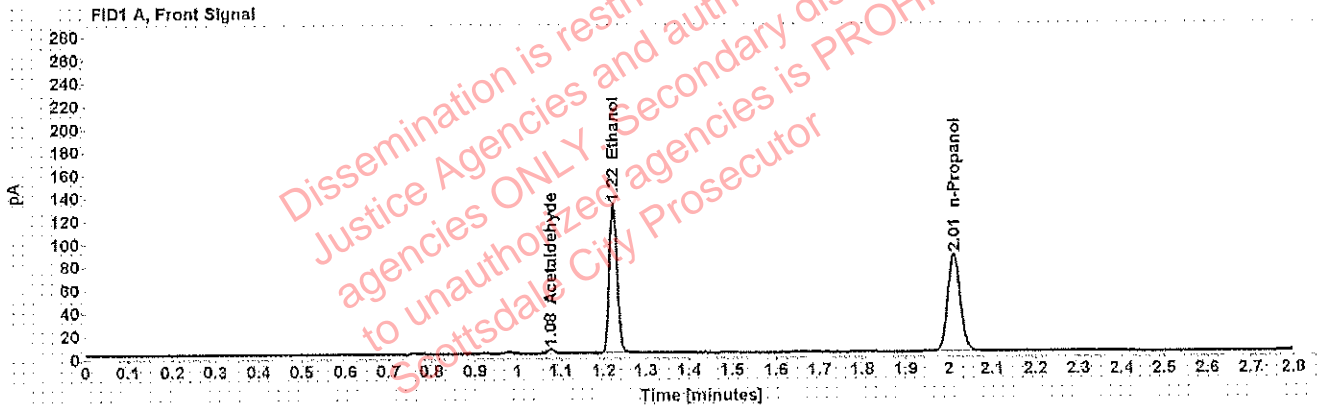


Table 1: FID 1 A (column DB-ALC1)

Compound	Amount (g/100mL)	Time (min)	Peak Area
Acetaldehyde	-----	1.076	4.186
>Ethanol	0.2551	1.222	166.812
n-Propanol	-----	2.012	173.012

Table 2: FID 2 B (column DB-ALC2)

Compound	Time (min)	Peak Area
Acetaldehyde	0.983	5.294
Ethanol	1.343	198.128
n-Propanol	2.374	202.688

Scottsdale Police Department Crime Lab Volatiles Analysis

Sample: [REDACTED]	Item number: 1184620
Injection date: 6/4/2018 12:46:42 PM	Vial: 14
Method: ethanol quant.M	Sequence: 04Jun18
Instrument: US14173023 CN14160045	Analyst: Adrian
Data file: C:\Chem321\Data\04Jun18\14.D	

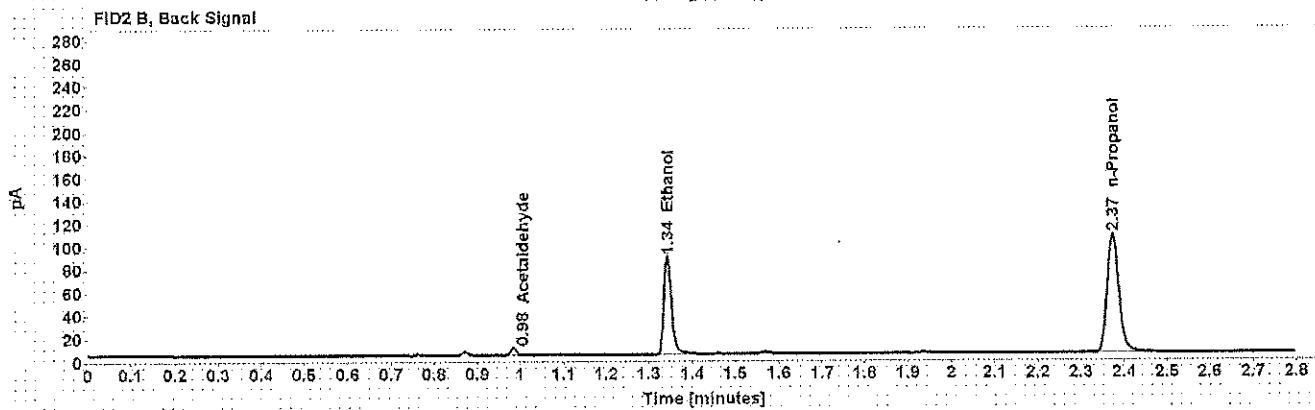
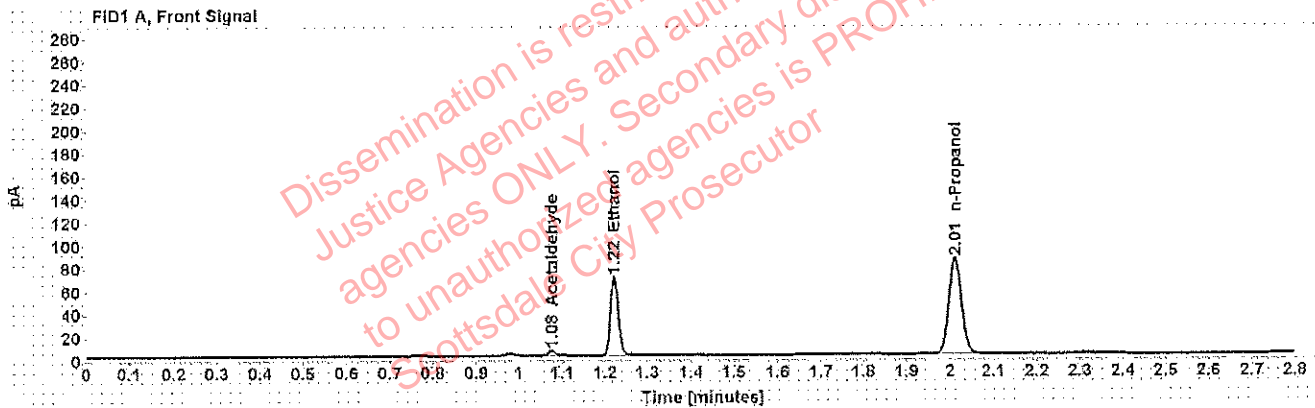


Table 1: FID 1 A (column DB-ALC1)

Compound	Amount (g/100mL)	Time (min)	Peak Area
Acetaldehyde	-----	1.076	4.372
>Ethanol	0.1375	1.222	88.094
n-Propanol	-----	2.012	169.908

Table 2: FID 2 B (column DB-ALC2)

Compound	Time (min)	Peak Area
Acetaldehyde	0.983	5.507
Ethanol	1.343	103.781
n-Propanol	2.374	199.441

Scottsdale Police Department Crime Lab Volatiles Analysis

Sample: [REDACTED]	Item number: 1184620
Injection date: 6/4/2018 12:50:42 PM	Vial: 15
Method: ethanol quant.M	Sequence: 04Jun18
Instrument: US14173023 CN14160045	Analyst: Adrian
Data file: C:\Chem32\1\Data\04Jun18\15.D	

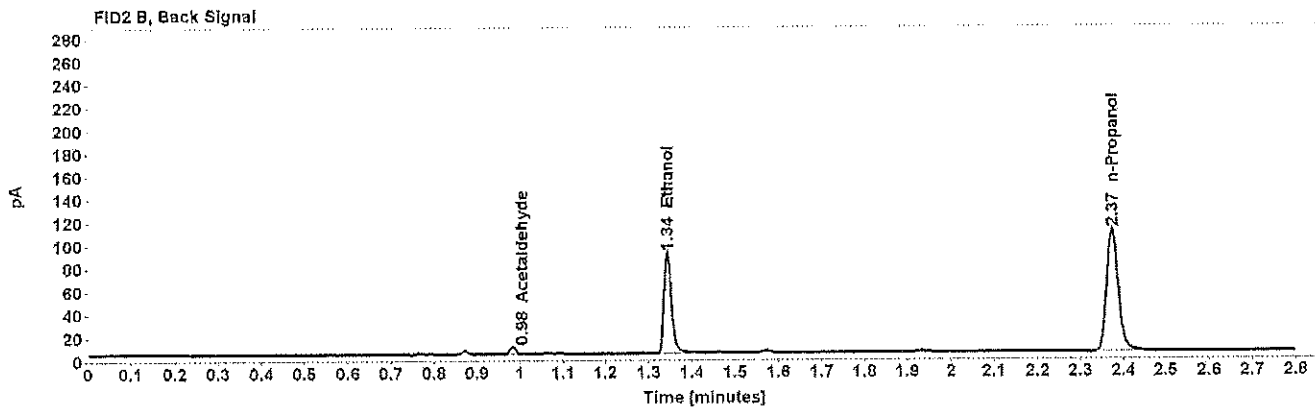
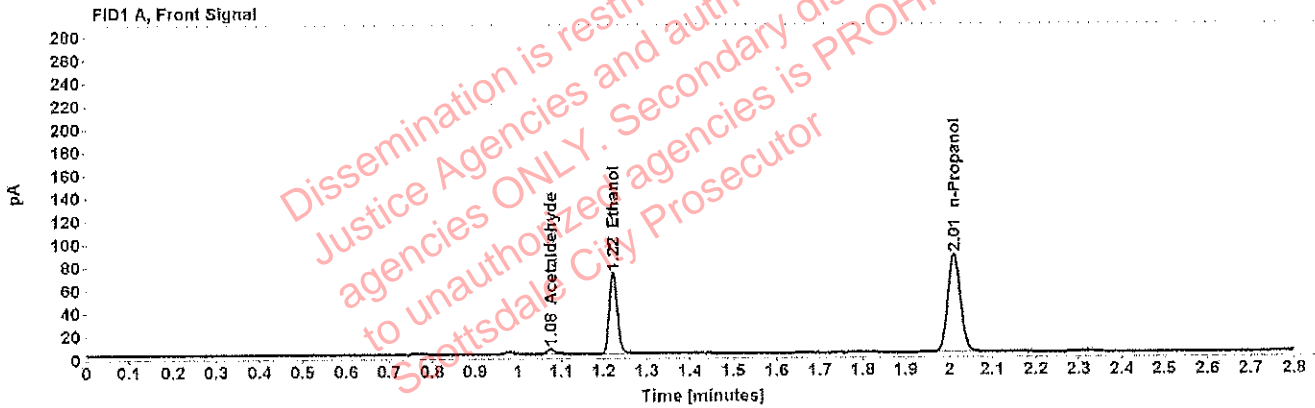


Table 1: FID 1 A (column DB-ALC1)

Compound	Amount (g/100mL)	Time (min)	Peak Area
Acetaldehyde	-----	1.076	4.477
>Ethanol	0.1376	1.222	90.341
n-Propanol	-----	2.012	174.088

Table 2: FID 2 B (column DB-ALC2)

Compound	Time (min)	Peak Area
Acetaldehyde	0.983	5.643
Ethanol	1.343	107.864
n-Propanol	2.374	204.425

Scottsdale Police Department Crime Lab Volatiles Analysis

Sample: [REDACTED]	Item number: 1186970
Injection date: 6/4/2018 12:54:42 PM	Vial: 16
Method: ethanol quant.M	Sequence: 04Jun18
Instrument: US14173023 CN14160045	Analyst: Adrian
Data file: C:\Chem32\1\Data\04Jun18\16.D	

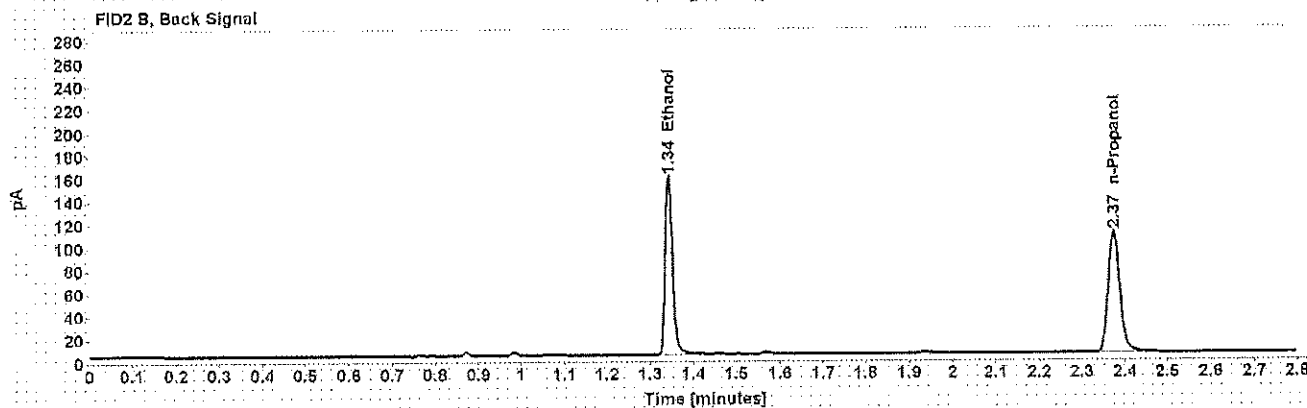
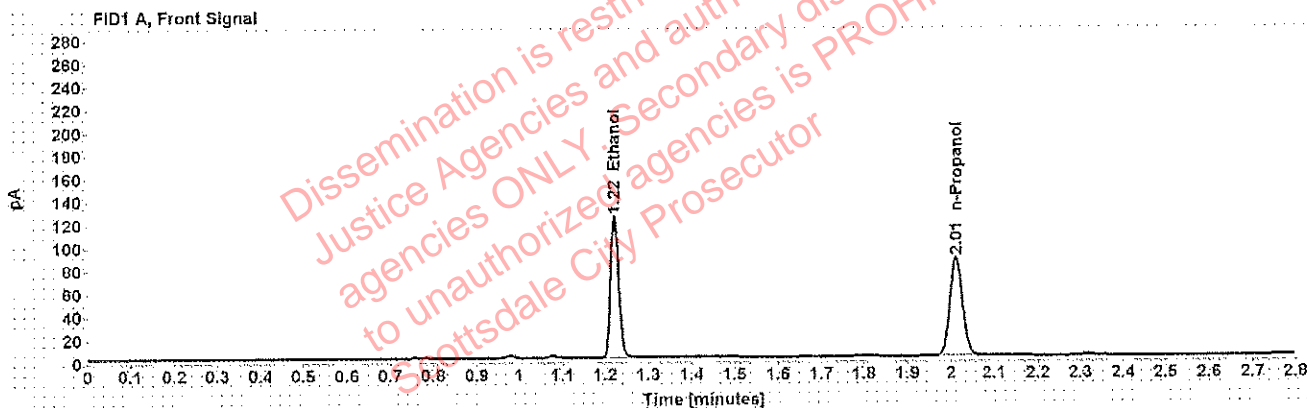


Table 1: FID 1 A (column DB-ALC1)

Compound	Amount (g/100mL)	Time (min)	Peak Area
>Ethanol	0.2407	1.222	157.866
n-Propanol	-----	2.012	173.546

Table 2: FID 2 B (column DB-ALC2)

Compound	Time (min)	Peak Area
Ethanol	1.343	188.985
n-Propanol	2.374	203.960

Scottsdale Police Department Crime Lab Volatiles Analysis

Sample: [REDACTED]	Item number: 1186970
Injection date: 6/4/2018 12:58:43 PM	Vial: 17
Method: ethanol quant.M	Sequence: 04Jun18
Instrument: US14173023 CN14160045	Analyst: Adrian
Data file: C:\Chem32\1\Data\04Jun18\17.D	

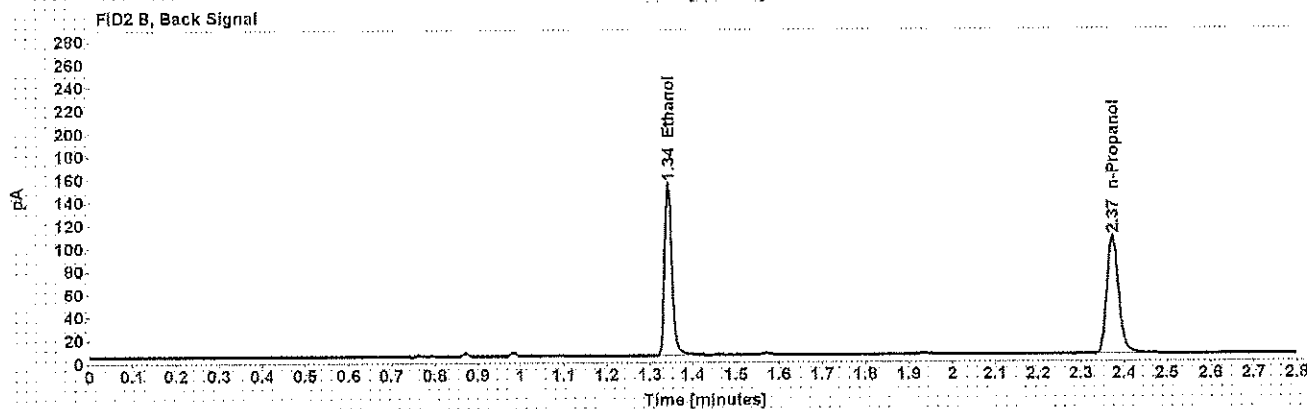
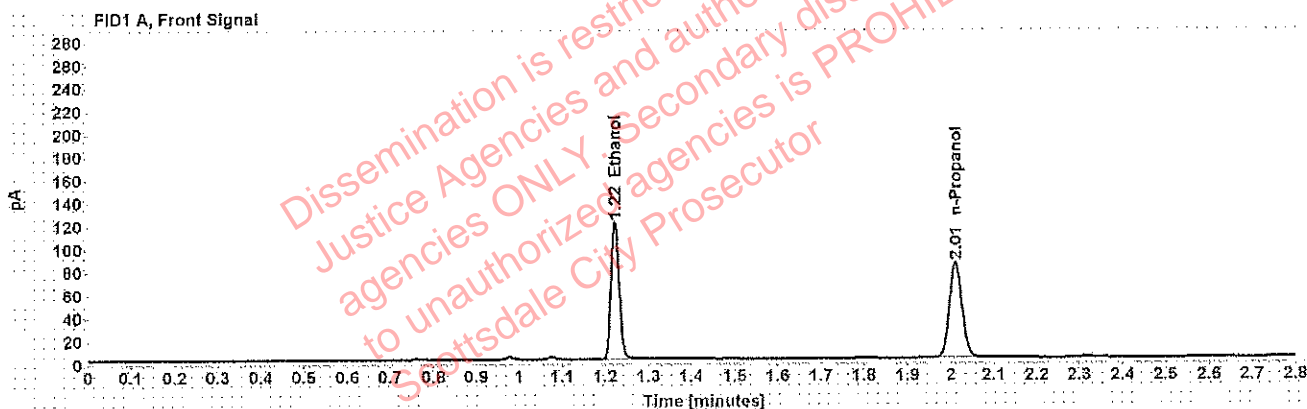


Table 1: FID 1 A (column DB-ALC1)

Compound	Amount (g/100mL)	Time (min)	Peak Area
>Ethanol	0.2400	1.222	153.306
n-Propanol	-----	2.012	169.031

Table 2: FID 2 B (column DB-ALC2)

Compound	Time (min)	Peak Area
Ethanol	1.342	183.246
n-Propanol	2.374	198.700

Scottsdale Police Department Crime Lab Volatiles Analysis

Sample: [REDACTED]	Item number: 1212348
Injection date: 6/4/2018 1:02:42 PM	Vial: 18
Method: ethanol quant.M	Sequence: 04Jun18
Instrument: US14173023 CN14160045	Analyst: Adrian
Data file: C:\Chem32\1\Data\04Jun18\18.D	

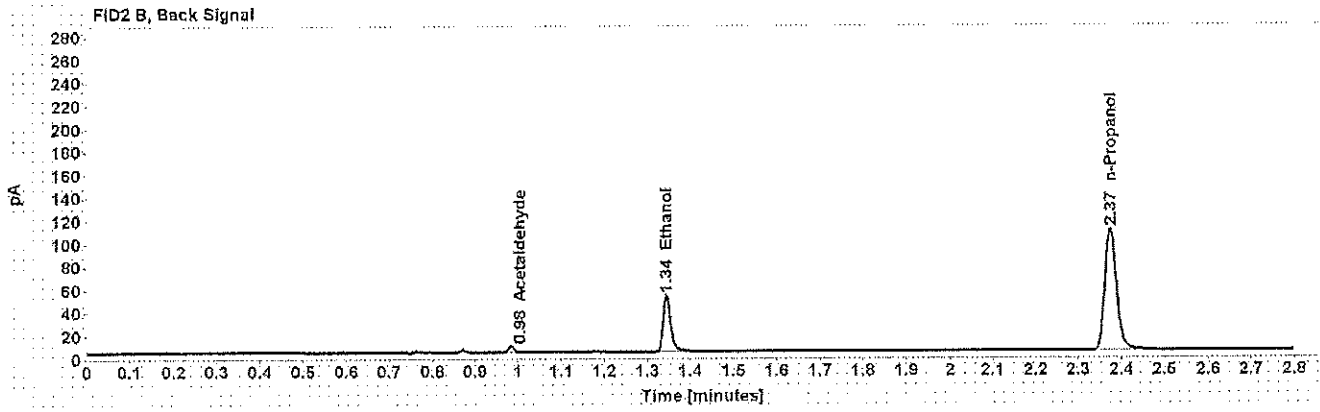
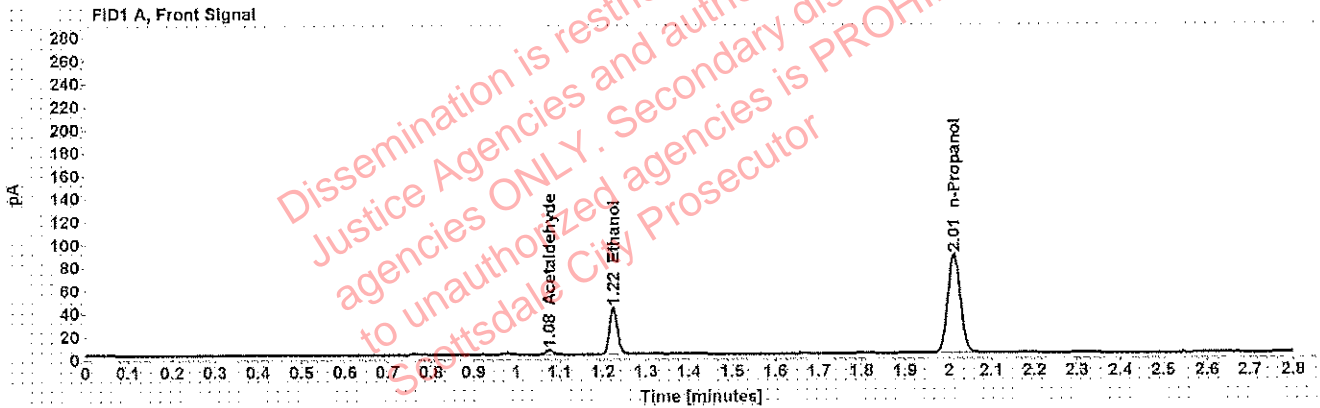


Table 1: FID 1 A (column DB-ALC1)

Compound	Amount (g/100mL)	Time (min)	Peak Area
Acetaldehyde	-----	1.077	3,941
>Ethanol	0.0781	1.224	51,497
n-Propanol	-----	2.012	175,396

Table 2: FID 2 B (column DB-ALC2)

Compound	Time (min)	Peak Area
Acetaldehyde	0.984	4,942
Ethanol	1.345	59,977
n-Propanol	2.375	205,109

Scottsdale Police Department Crime Lab Volatiles Analysis

Sample: [REDACTED]	Item number: 1212348
Injection date: 6/4/2018 1:06:58 PM	Vial: 19
Method: ethanol quant.M	Sequence: 04Jun18
Instrument: US14173023 CN14160045	Analyst: Adrian
Data file: C:\Chem32\1\Data\04Jun18\19.D	

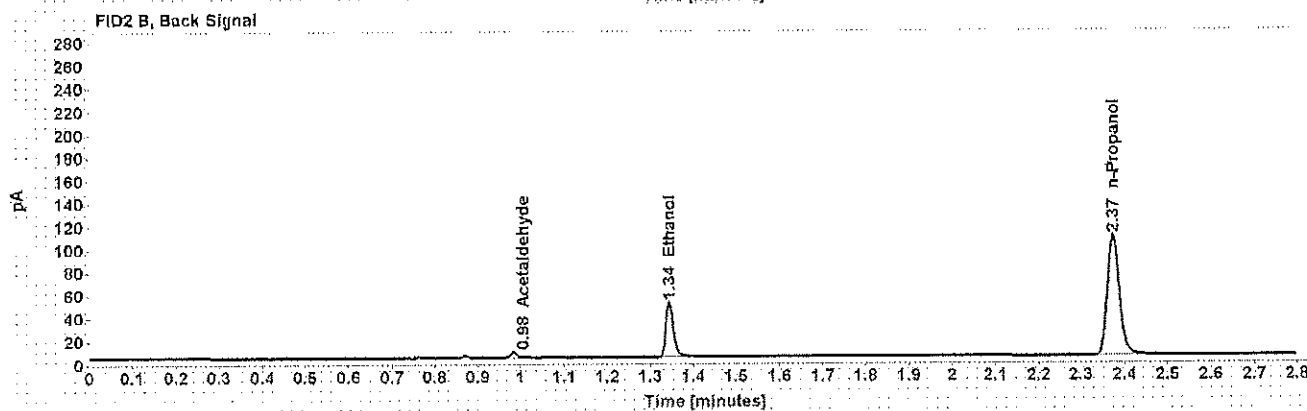
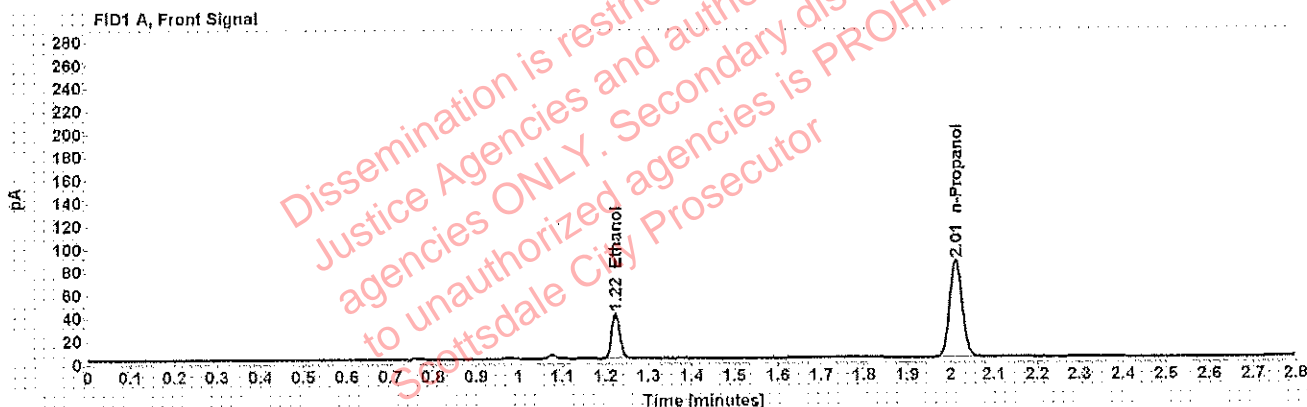


Table 1: FID 1 A (column DB-ALC1)

Compound	Amount (g/100mL)	Time (min)	Peak Area
>Ethanol	0.0776	1.223	50.322
n-Propanol	-----	2.012	172.514

Table 2: FID 2 B (column DB-ALC2)

Compound	Time (min)	Peak Area
Acetaldehyde	0.983	4.556
Ethanol	1.344	58.560
n-Propanol	2.374	201.835

Scottsdale Police Department Crime Lab Volatiles Analysis

Sample: [REDACTED]	Item number: 1212994
Injection date: 6/4/2018 1:14:57 PM	Vial: 21
Method: ethanol quant.M	Sequence: 04Jun18
Instrument: US14173023 CN14160045	Analyst: Adrian
Data file: C:\Chem32\1\Data\04Jun18\21.D	

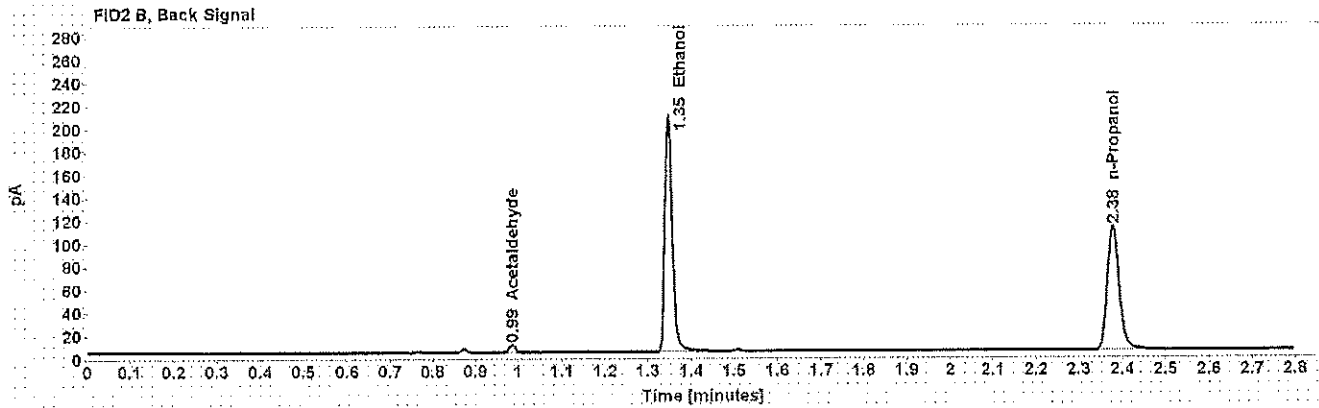
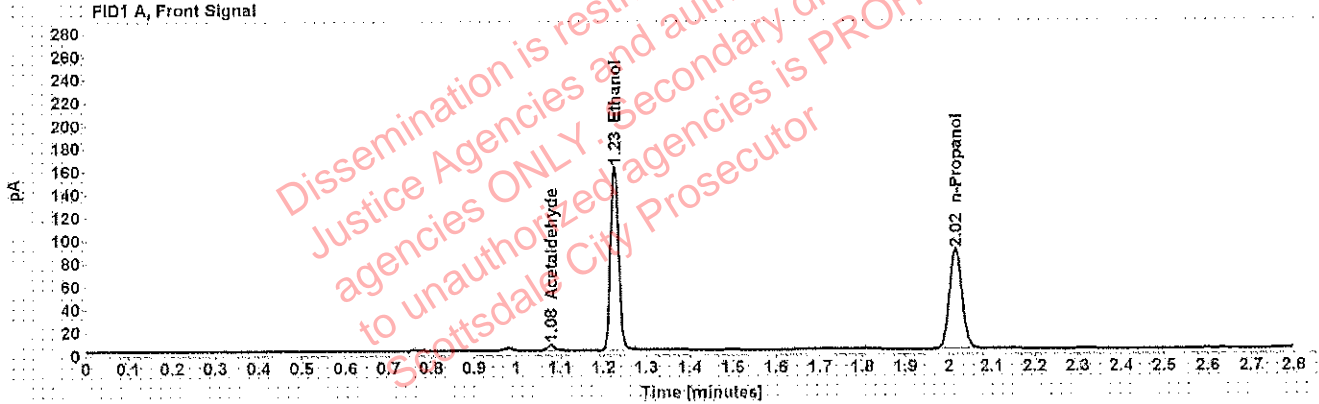


Table 1: FID 1 A (column DB-ALC1)

Compound	Amount (g/100mL)	Time (min)	Peak Area
Acetaldehyde	-----	1.079	4.933
>Ethanol	0.3091	1.226	206.583
n-Propanol	-----	2.015	176.772

Table 2: FID 2 B (column DB-ALC2)

Compound	Time (min)	Peak Area
Acetaldehyde	0.986	6.209
Ethanol	1.348	246.147
n-Propanol	2.379	207.860

Scottsdale Police Department Crime Lab Volatiles Analysis

Sample: [REDACTED]	Item number: 1212994
Injection date: 6/4/2018 1:18:57 PM	Vial: 22
Method: ethanol quant.M	Sequence: 04Jun18
Instrument: US14173023 CN14160045	Analyst: Adrian
Data file: C:\Chem32\1\Data\04Jun18\22.D	

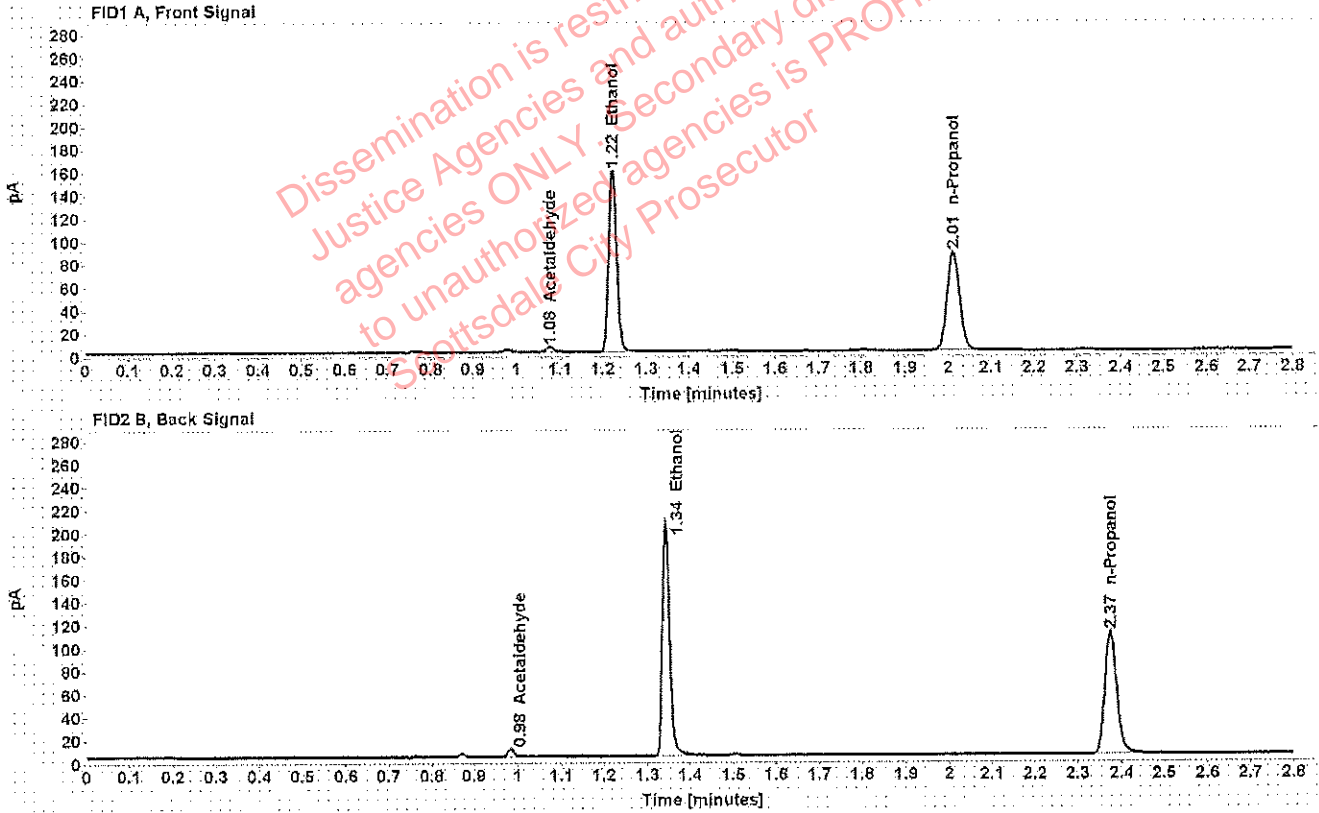


Table 1: FID 1 A (column DB-ALC1)

Compound	Amount (g/100mL)	Time (min)	Peak Area
Acetaldehyde	-----	1.077	4.790
>Ethanol	0.3063	1.223	202.665
n-Propanol	-----	2.012	174.996

Table 2: FID 2 B (column DB-ALC2)

Compound	Time (min)	Peak Area
Acetaldehyde	0.984	6.040
Ethanol	1.343	241.369
n-Propanol	2.375	205.812

Scottsdale Police Department Crime Lab Volatiles Analysis

Sample: [REDACTED]	Item number: 1212945
Injection date: 6/4/2018 1:22:58 PM	Vial: 23
Method: ethanol quant.M	Sequence: 04Jun18
Instrument: US14173023 CN14160045	Analyst: Adrian
Data file: C:\Chem32\1\Data\04Jun18\23.D	

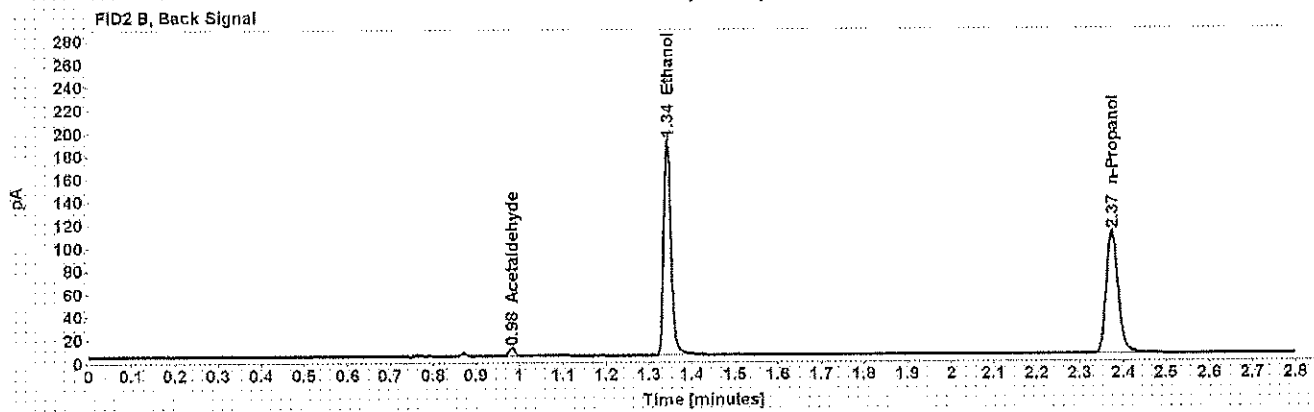
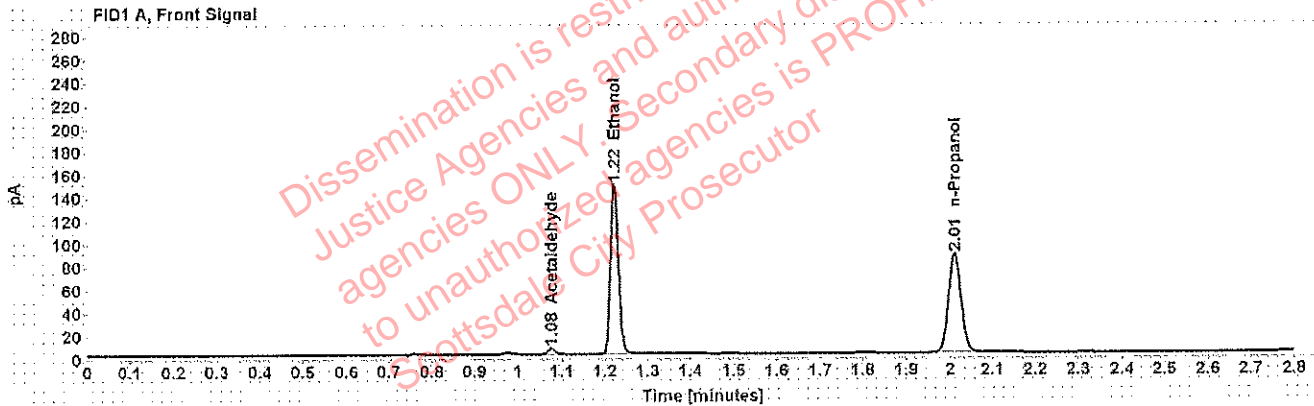


Table 1: FID 1 A (column DB-ALC1)

Compound	Amount (g/100mL)	Time (min)	Peak Area
Acetaldehyde	-----	1.077	5.055
>Ethanol	0.2853	1.222	189.384
n-Propanol	-----	2.012	175.607

Table 2: FID 2 B (column DB-ALC2)

Compound	Time (min)	Peak Area
Acetaldehyde	0.984	6.373
Ethanol	1.343	225.527
n-Propanol	2.374	206.351

Scottsdale Police Department Crime Lab Volatiles Analysis

Sample:	[REDACTED]	Item number:	1212945
Injection date:	6/4/2018 1:26:57 PM	Vial:	24
Method:	ethanol quant.M	Sequence:	04Jun18
Instrument:	US14173023 CN14160045	Analyst:	Adrian
Data file:	C:\Chem32\1\Data\04Jun18\24.D		

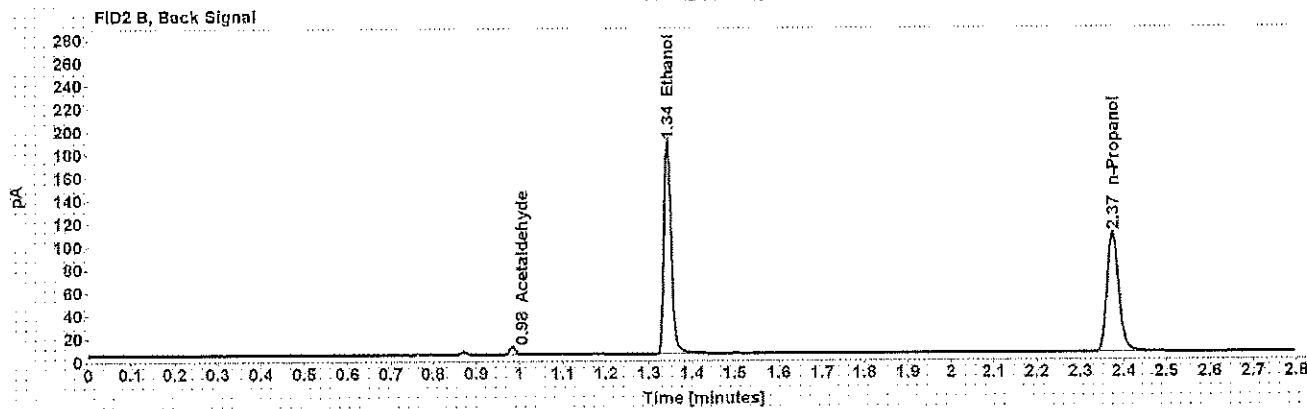
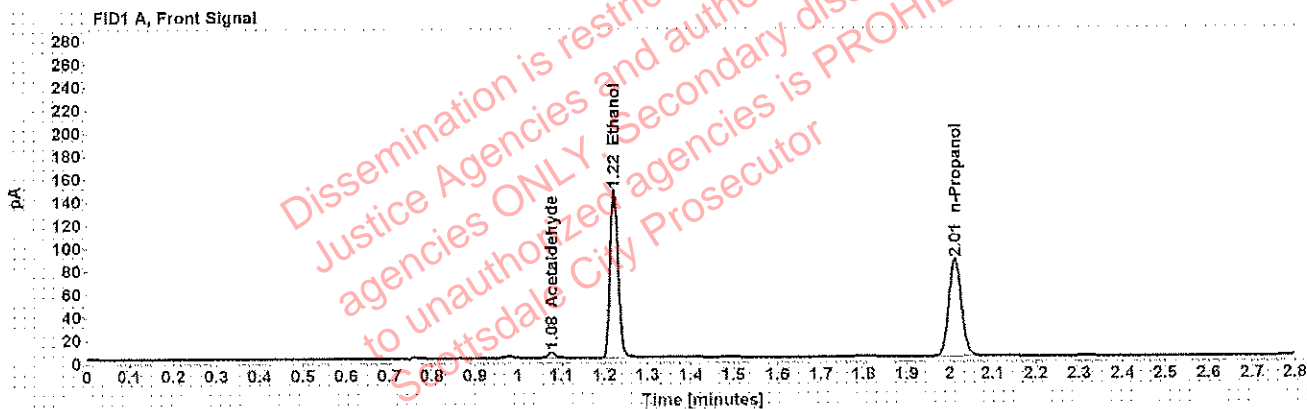


Table 1: FID 1 A (column DB-ALC1)

Compound	Amount (g/100mL)	Time (min)	Peak Area
Acetaldehyde	-----	1.077	4.889
>Ethanol	0.2872	1.222	187.122
n-Propanol	-----	2.012	172.381

Table 2: FID 2 B (column DB-ALC2)

Compound	Time (min)	Peak Area
Acetaldehyde	0.984	6.111
Ethanol	1.343	222.890
n-Propanol	2.374	202.527

Scottsdale Police Department Crime Lab Volatiles Analysis

Sample: [REDACTED]	Item number: 1212764
Injection date: 6/4/2018 1:31:12 PM	Vial: 25
Method: ethanol quant.M	Sequence: 04Jun18
Instrument: US14173023 CN14160045	Analyst: Adrian
Data file: C:\Chem32\1\Data\04Jun18\25.D	

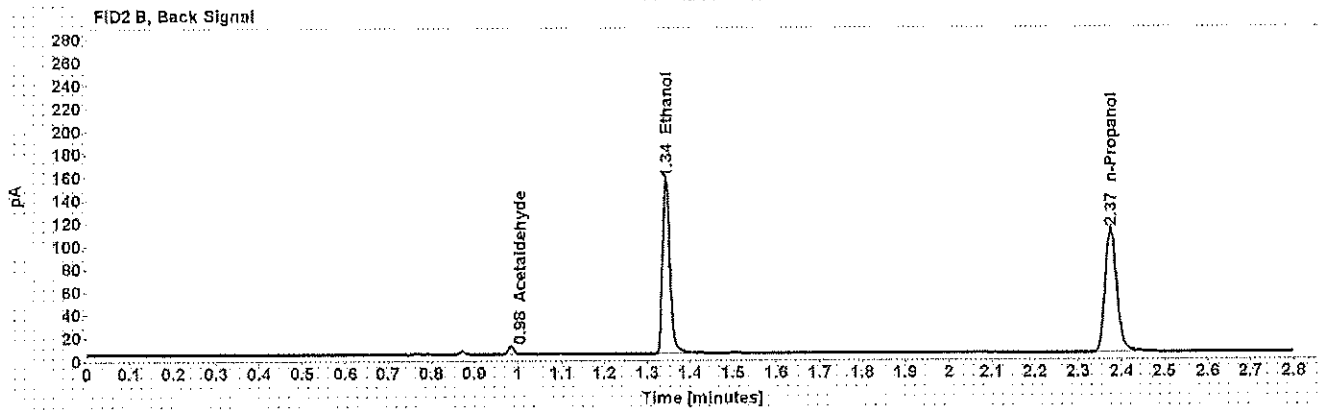
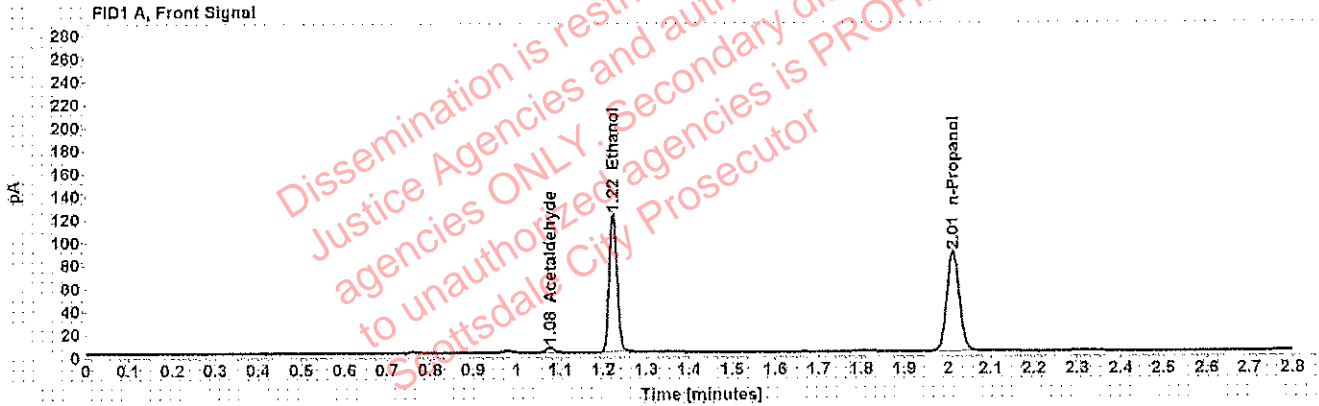


Table 1: FID 1 A (column DB-ALC1)

Compound	Amount (g/100mL)	Time (min)	Peak Area
Acetaldehyde	-----	1.077	4.764
>Ethanol	0.2307	1.223	154.278
n-Propanol	-----	2.012	176.998

Table 2: FID 2 B (column DB-ALC2)

Compound	Time (min)	Peak Area
Acetaldehyde	0.984	6.008
Ethanol	1.344	183.056
n-Propanol	2.375	208.117

Scottsdale Police Department Crime Lab Volatiles Analysis

Sample: [REDACTED]	Item number: 1212764
Injection date: 6/4/2018 1:35:12 PM	Vial: 26
Method: ethanol quant.M	Sequence: 04Jun18
Instrument: US14173023 CN14160045	Analyst: Adrian
Data file: C:\Chem32\1\Data\04Jun18\26.D	

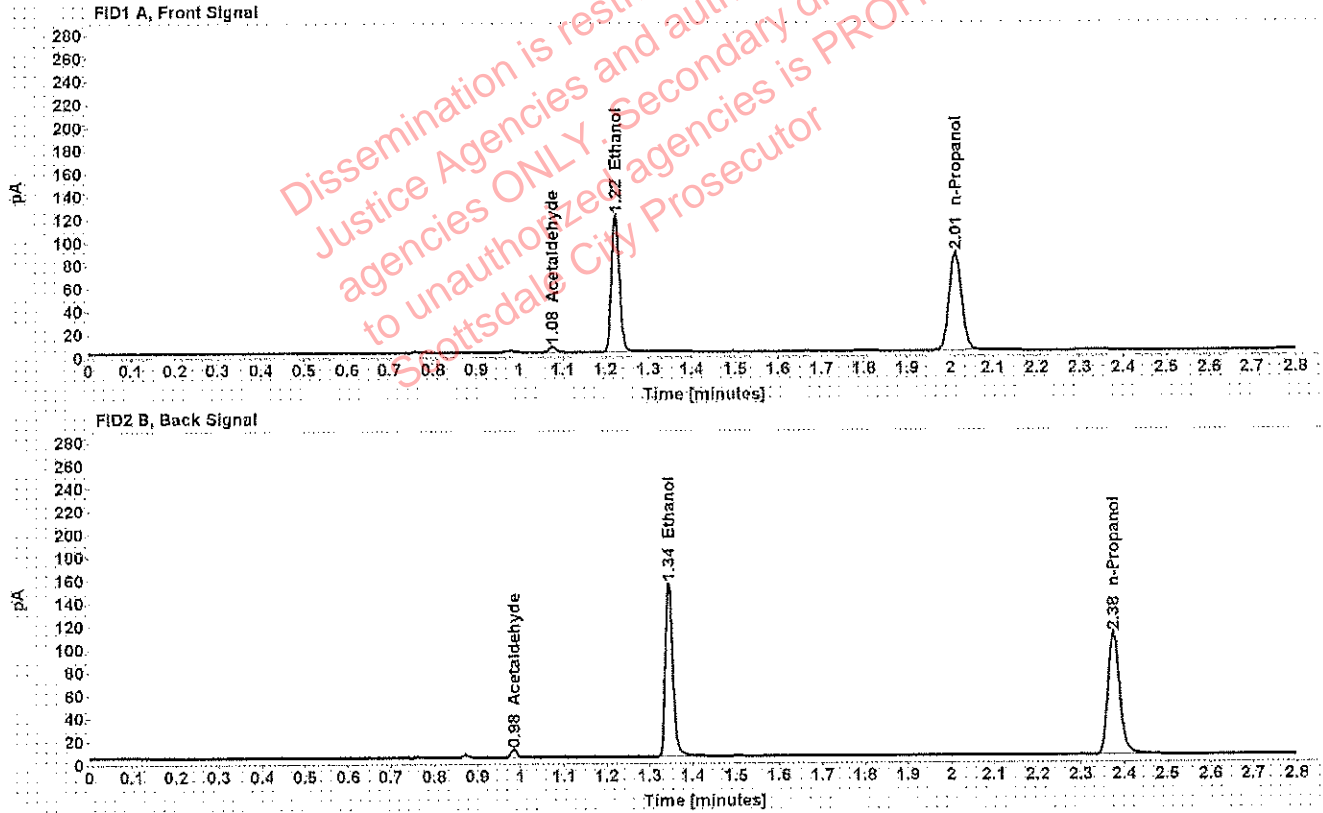


Table 1: FID 1 A (column DB-ALC1)

Compound	Amount (g/100mL)	Time (min)	Peak Area
Acetaldehyde	-----	1.077	4.788
>Ethanol	0.2321	1.223	153.171
n-Propanol	-----	2.013	174.706

Table 2: FID 2 B (column DB-ALC2)

Compound	Time (min)	Peak Area
Acetaldehyde	0.984	6.000
Ethanol	1.344	181.940
n-Propanol	2.375	205.373

Scottsdale Police Department Crime Lab Volatiles Analysis

Sample: [REDACTED]	Item number: 1189541
Injection date: 6/4/2018 1:39:13 PM	Vial: 27
Method: ethanol quant.M	Sequence: 04Jun18
Instrument: US14173023 CN14160045	Analyst: Adrian
Data file: C:\Chem32\1\Data\04Jun18\27.D	

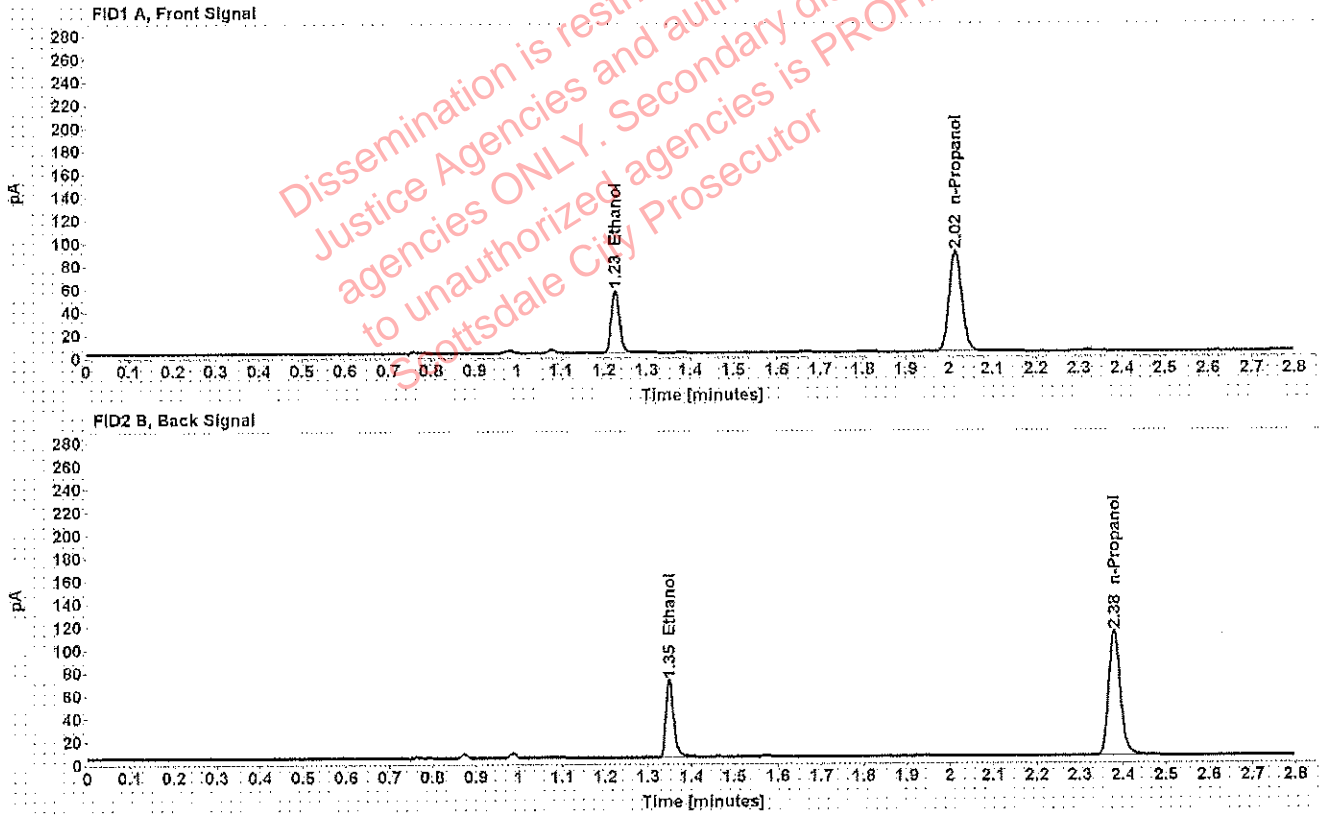


Table 1: FID 1 A (column DB-ALC1)

Compound	Amount (g/100mL)	Time (min)	Peak Area
>Ethanol	0.1049	1.227	70.298
n-Propanol	-----	2.015	177.869

Table 2: FID 2 B (column DB-ALC2)

Compound	Time (min)	Peak Area
Ethanol	1.349	84.054
n-Propanol	2.379	209.325

Scottsdale Police Department Crime Lab Volatiles Analysis

Sample: [REDACTED]	Item number: 1189541
Injection date: 6/4/2018 1:43:13 PM	Vial: 28
Method: ethanol quant.M	Sequence: 04Jun18
Instrument: US14173023 CN14160045	Analyst: Adrian
Data file: C:\Chem32\1\Data\04Jun18\28.D	

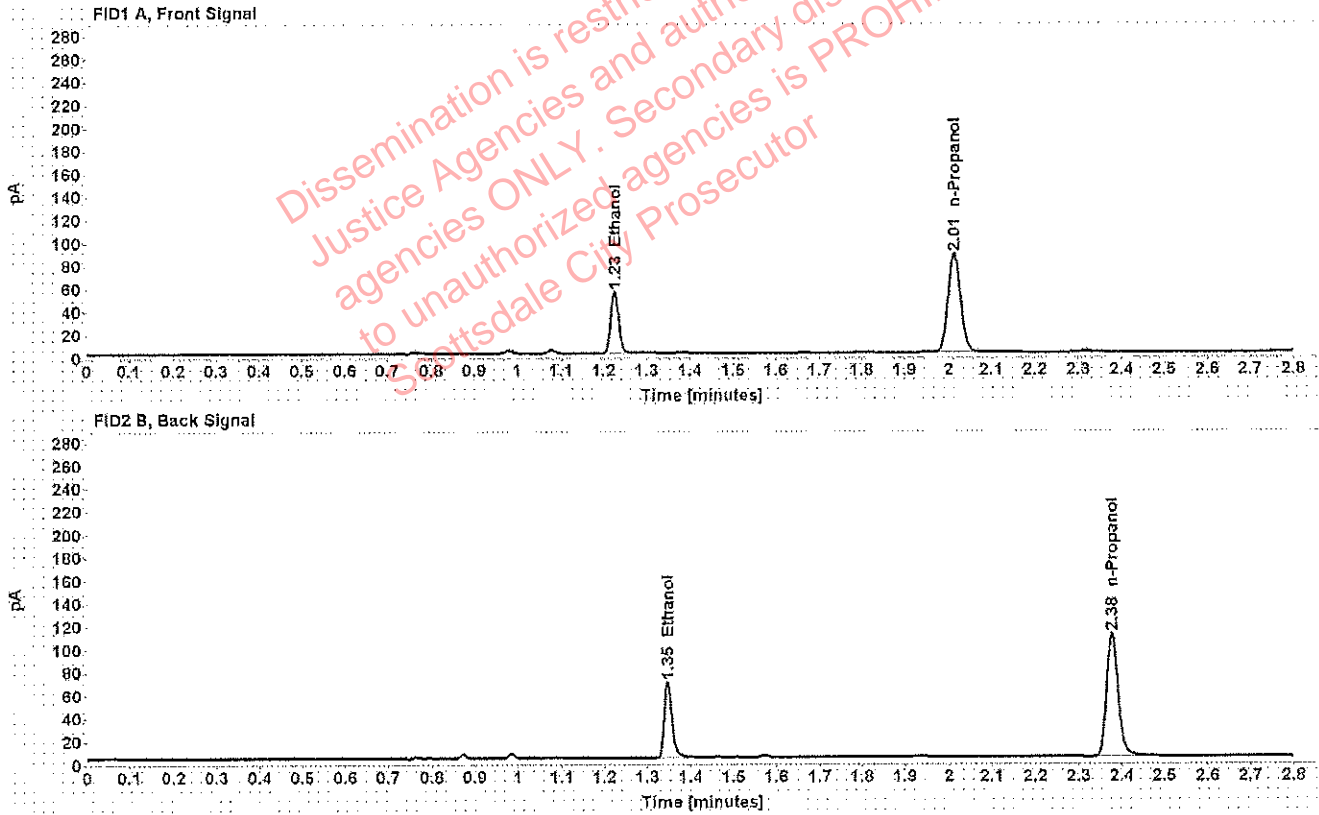


Table 1: FID 1 A (column DB-ALC1)

Compound	Amount (g/100mL)	Time (min)	Peak Area
>Ethanol	0.1045	1.225	68.856
n-Propanol	-----	2.014	175.030

Table 2: FID 2 B (column DB-ALC2)

Compound	Time (min)	Peak Area
Ethanol	1.347	82.210
n-Propanol	2.377	206.167

Scottsdale Police Department Crime Lab Volatiles Analysis

Sample: [REDACTED]	Item number: 1078864
Injection date: 6/4/2018 1:47:13 PM	Vial: 29
Method: ethanol quant.M	Sequence: 04Jun18
Instrument: US14173023 CN14160045	Analyst: Adrian
Data file: C:\Chem32\1\Data\04Jun18\29.D	

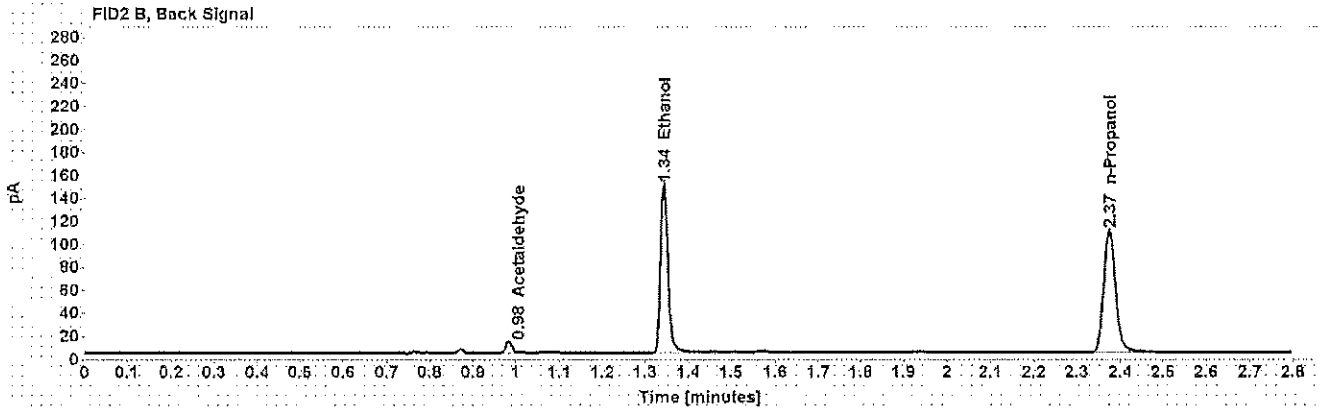
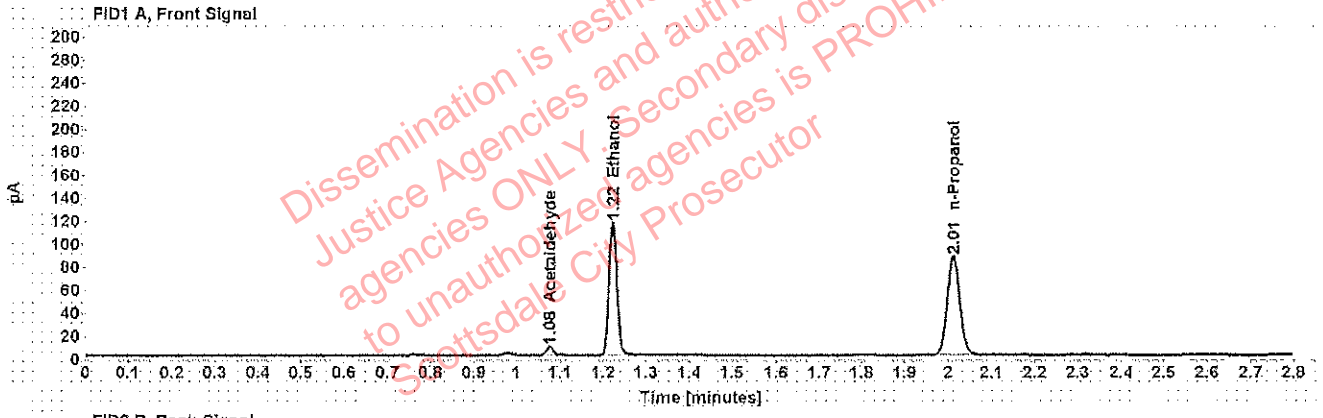


Table 1: FID 1 A (column DB-ALC1)

Compound	Amount (g/100mL)	Time (min)	Peak Area
Acetaldehyde	-----	1.077	7.516
>Ethanol	0.2252	1.223	148.708
n-Propanol	-----	2.012	174.812

Table 2: FID 2 B (column DB-ALC2)

Compound	Time (min)	Peak Area
Acetaldehyde	0.984	9.412
Ethanol	1.343	178.330
n-Propanol	2.374	205.780

Scottsdale Police Department Crime Lab Volatiles Analysis

Sample: [REDACTED]	Item number: 1078864
Injection date: 6/4/2018 1:51:13 PM	Vial: 30
Method: ethanol quant.M	Sequence: 04Jun18
Instrument: US14173023 CN14160045	Analyst: Adrian
Data file: C:\Chem321\Data\04Jun18\30.D	

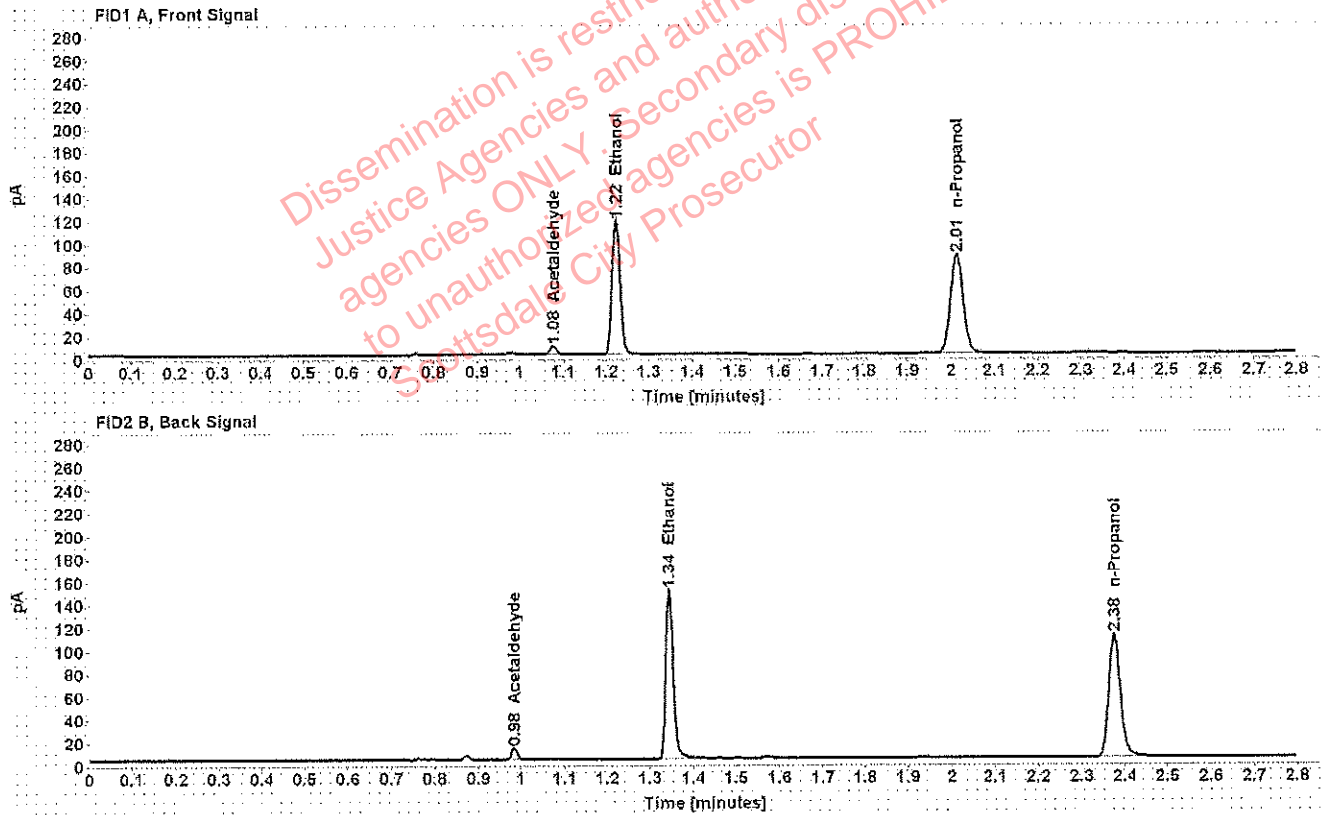


Table 1: FID 1 A (column DB-ALC1)

Compound	Amount (g/100mL)	Time (min)	Peak Area
Acetaldehyde	-----	1.077	7.347
>Ethanol	0.2266	1.223	149.674
n-Propanol	-----	2.013	174.865

Table 2: FID 2 B (column DB-ALC2)

Compound	Time (min)	Peak Area
Acetaldehyde	0.984	9.171
Ethanol	1.344	179.625
n-Propanol	2.375	205.982

Scottsdale Police Department Crime Lab Volatiles Analysis

Sample: [REDACTED]	Item number: 1213732
Injection date: 6/4/2018 1:59:27 PM	Vial: 32
Method: ethanol quant.M	Sequence: 04Jun18
Instrument: US14173023 CN14160045	Analyst: Adrian
Data file: C:\Chem32\1\Data\04Jun18\32.D	

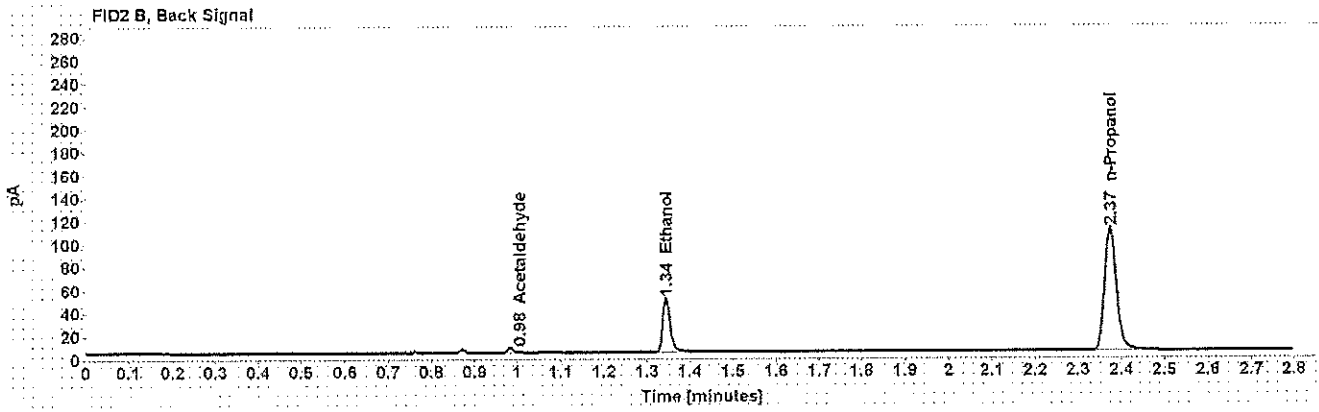
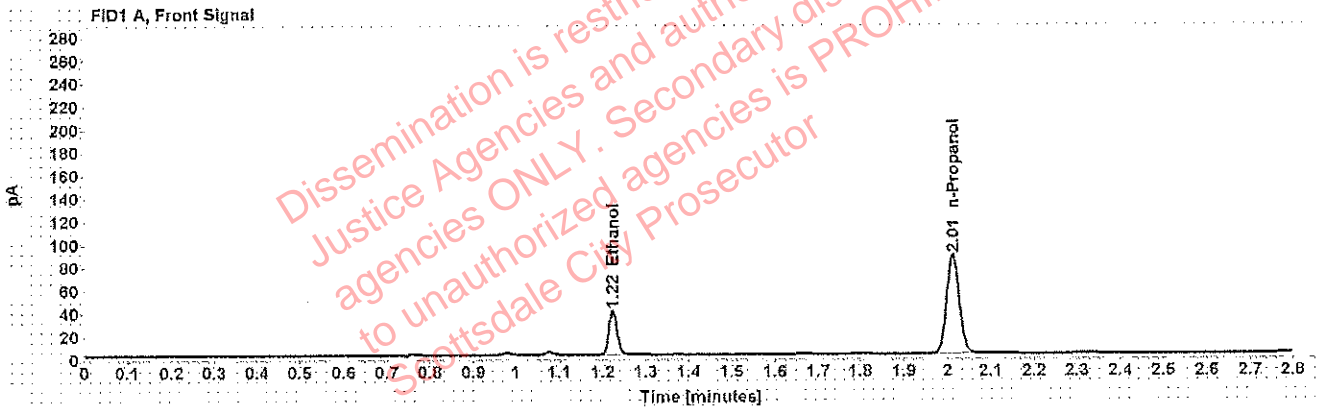


Table 1: FID 1 A (column DB-ALC1)

Compound	Amount (g/100mL)	Time (min)	Peak Area
>Ethanol	0.0745	1.223	49.092
n-Propanol	-----	2.012	175.332

Table 2: FID 2 B (column DB-ALC2)

Compound	Time (min)	Peak Area
Acetaldehyde	0.984	3.780
Ethanol	1.344	57.327
n-Propanol	2.374	205.859

Scottsdale Police Department Crime Lab Volatiles Analysis

Sample: [REDACTED]	Item number: 1213732
Injection date: 6/4/2018 2:03:28 PM	Vial: 33
Method: ethanol quant.M	Sequence: 04Jun18
Instrument: US14173023 CN14160045	Analyst: Adrian
Data file: C:\Chem32\1\Data\04Jun18\33.D	

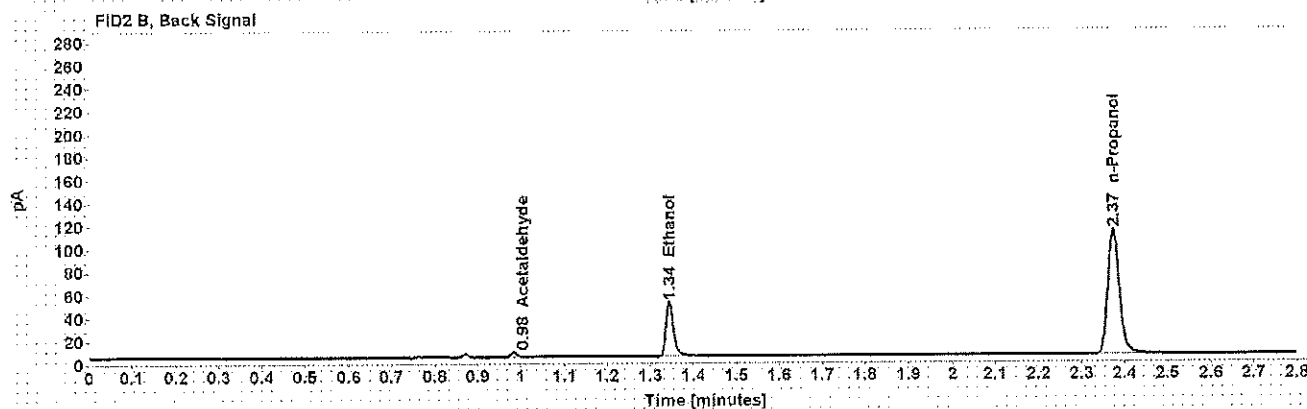
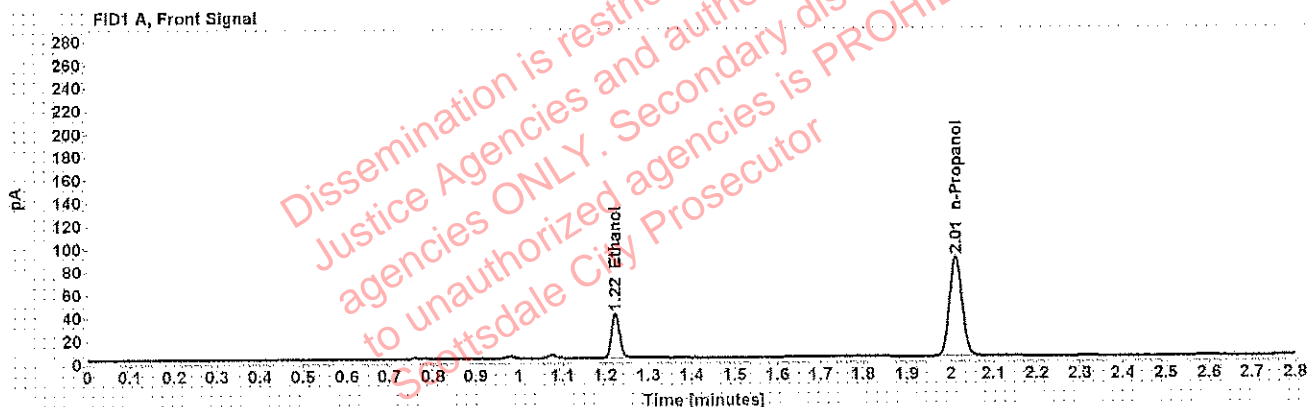


Table 1: FID 1 A (column DB-ALC1)

Compound	Amount (g/100mL)	Time (min)	Peak Area
>Ethanol	0.0744	1.223	49.647
n-Propanol	-----	2.012	177.630

Table 2: FID 2 B (column DB-ALC2)

Compound	Time (min)	Peak Area
Acetaldehyde	0.983	3.884
Ethanol	1.344	57.853
n-Propanol	2.374	208.566

Scottsdale Police Department Crime Lab Volatiles Analysis

Sample: [REDACTED]	Item number: 1214824
Injection date: 6/4/2018 2:07:27 PM	Vial: 34
Method: ethanol quant.M	Sequence: 04Jun18
Instrument: US14173023 CN14160045	Analyst: Adrian
Data file: C:\Chem32\1\Data\04Jun18\34.D	

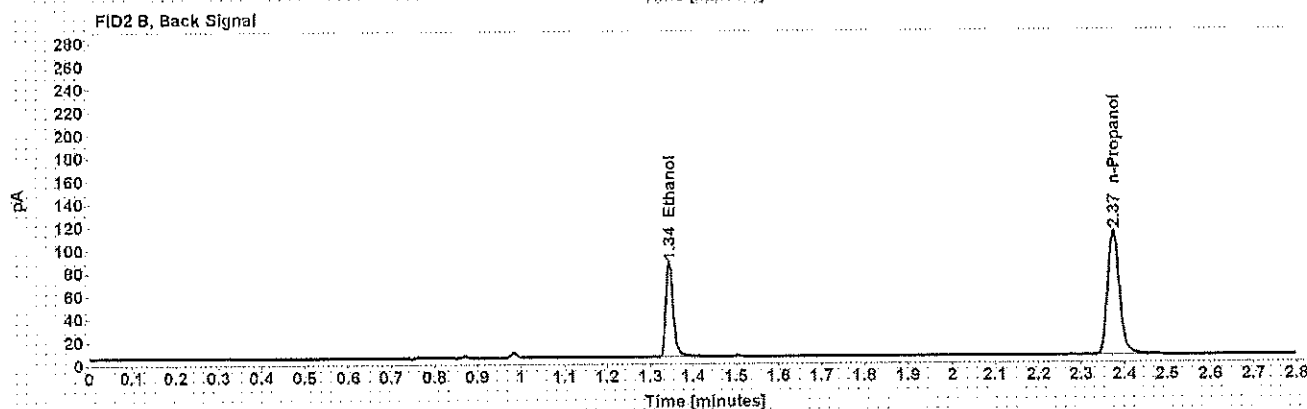
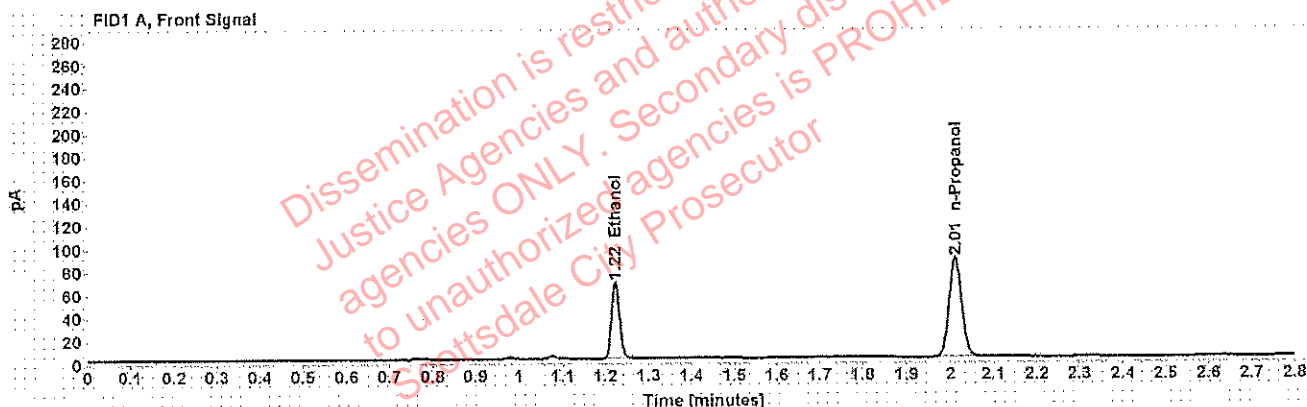


Table 1: FID 1 A (column DB-ALC1)

Compound	Amount (g/100mL)	Time (min)	Peak Area
>Ethanol	0.1276	1.223	85.165
n-Propanol	-----	2.012	177.074

Table 2: FID 2 B (column DB-ALC2)

Compound	Time (min)	Peak Area
Ethanol	1.344	101.058
n-Propanol	2.374	208.489

Scottsdale Police Department Crime Lab Volatiles Analysis

Sample: [REDACTED]	Item number: 1214824
Injection date: 6/4/2018 2:11:27 PM	Vial: 35
Method: ethanol quant.M	Sequence: 04Jun18
Instrument: US14173023 CN14160045	Analyst: Adrian
Data file: C:\Chem32\1\Data\04Jun18\35.D	

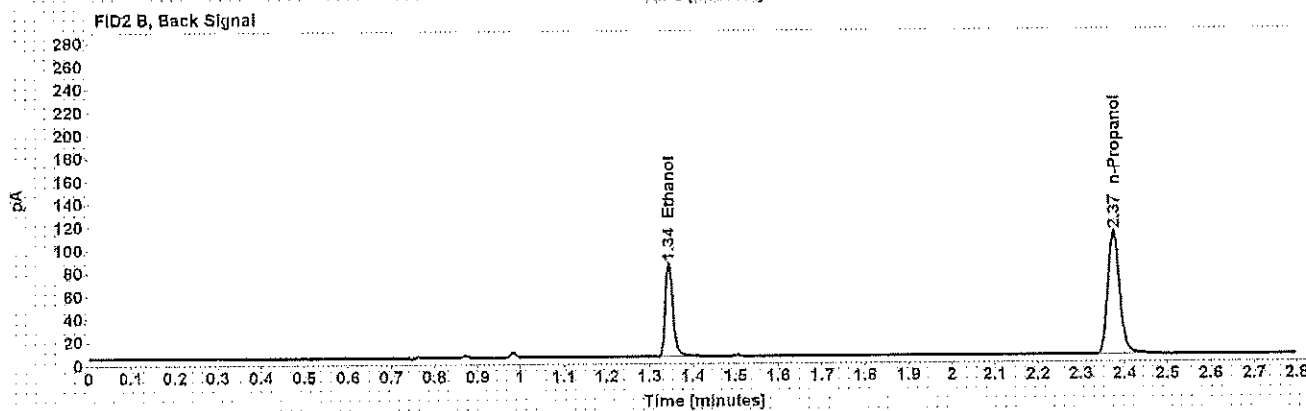
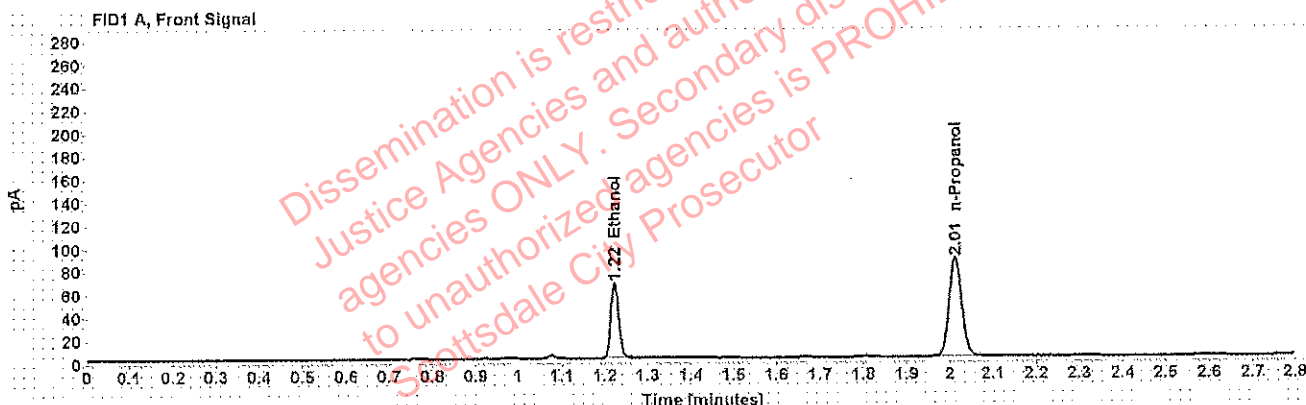


Table 1: FID 1 A (column DB-ALC1)

Compound	Amount (g/100mL)	Time (min)	Peak Area
>Ethanol	0.1272	1.223	84.290
n-Propanol	-----	2.012	175.751

Table 2: FID 2 B (column DB-ALC2)

Compound	Time (min)	Peak Area
Ethanol	1.344	99.422
n-Propanol	2.374	206.406

Scottsdale Police Department Crime Lab Volatiles Analysis

Sample: [REDACTED]	Item number: 1215119
Injection date: 6/4/2018 2:15:28 PM	Vial: 36
Method: ethanol quant.M	Sequence: 04Jun18
Instrument: US14173023 CN14160045	Analyst: Adrian
Data file: C:\Chem32\1\Data\04Jun18\36.D	

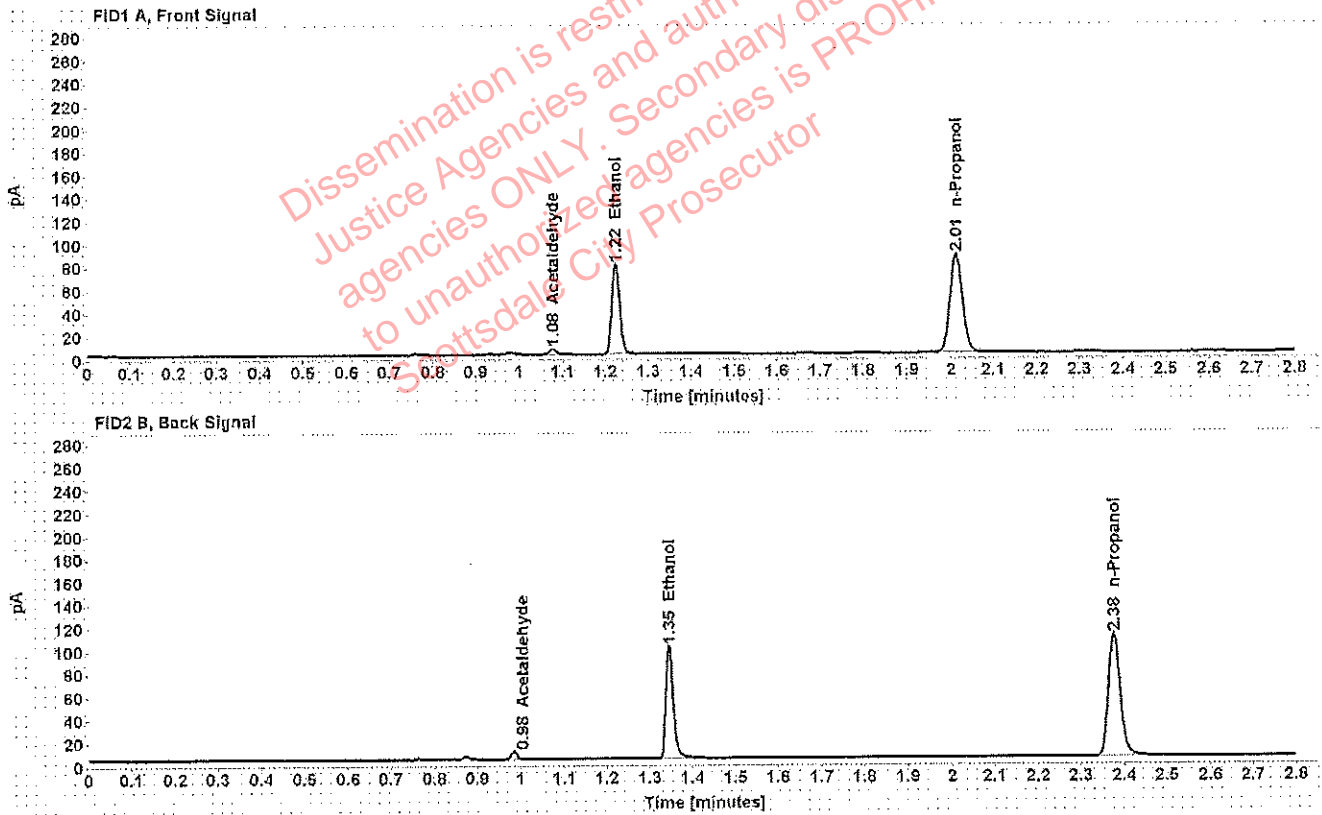


Table 1: FID 1 A (column DB-ALC1)

Compound	Amount (g/100mL)	Time (min)	Peak Area
Acetaldehyde	-----	1.077	4.969
>Ethanol	0.1524	1.224	100.635
n-Propanol	-----	2.013	174.969

Table 2: FID 2 B (column DB-ALC2)

Compound	Time (min)	Peak Area
Acetaldehyde	0.985	6.175
Ethanol	1.346	119.429
n-Propanol	2.376	205.799

Scottsdale Police Department Crime Lab Volatiles Analysis

Sample: [REDACTED]	Item number: 1215119
Injection date: 6/4/2018 2:19:42 PM	Vial: 37
Method: ethanol quant.M	Sequence: 04Jun18
Instrument: US14173023 CN14160045	Analyst: Adrian
Data file: C:\Chem32\1\Data\04Jun18\37.D	

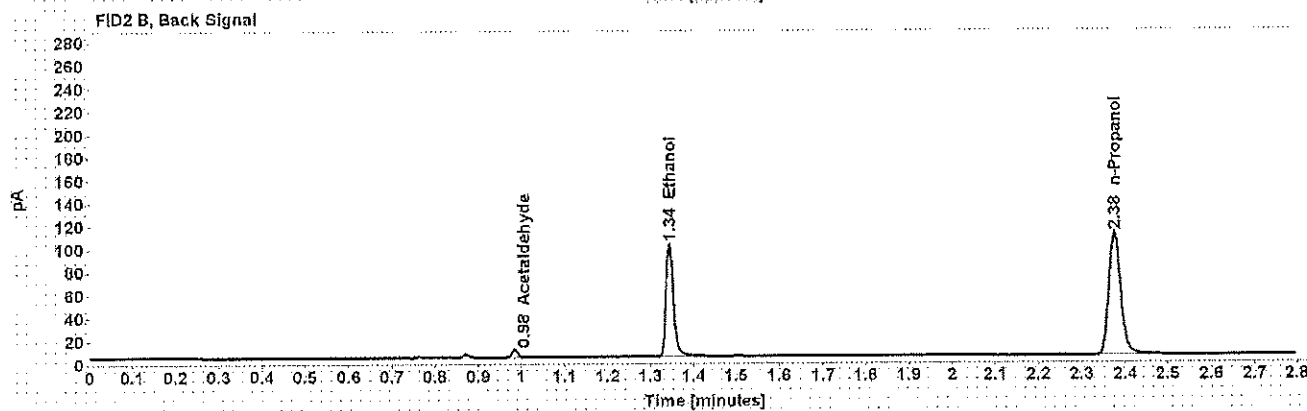
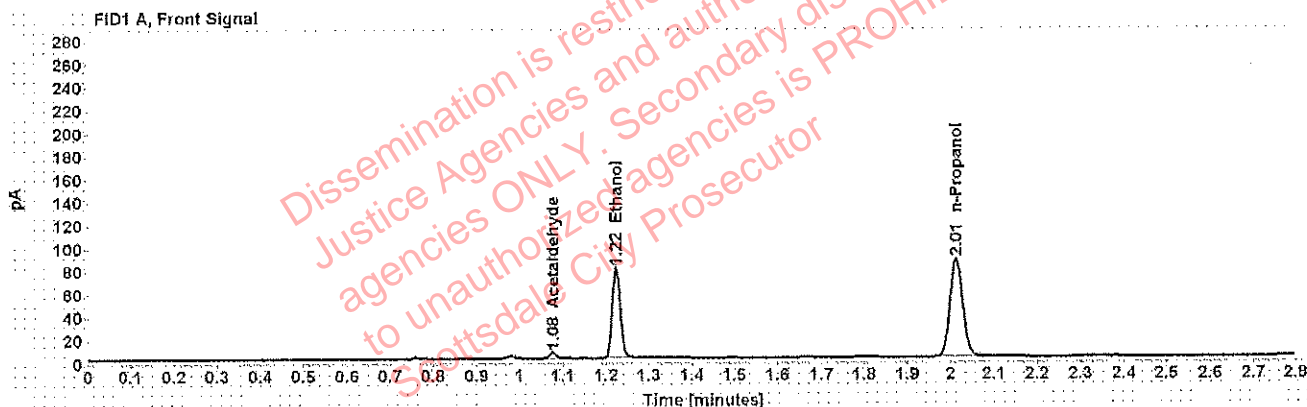


Table 1: FID 1 A (column DB-ALC1)

Compound	Amount (g/100mL)	Time (min)	Peak Area
Acetaldehyde	-----	1.077	4.942
>Ethanol	0.1534	1.223	100.902
n-Propanol	-----	2.013	174.371

Table 2: FID 2 B (column DB-ALC2)

Compound	Time (min)	Peak Area
Acetaldehyde	0.984	6.210
Ethanol	1.345	119.927
n-Propanol	2.375	205.545

Scottsdale Police Department Crime Lab Volatiles Analysis

Sample: [REDACTED]	Item number: 1215700
Injection date: 6/4/2018 2:23:43 PM	Vial: 38
Method: ethanol quant.M	Sequence: 04Jun18
Instrument: US14173023 CN14160045	Analyst: Adrian
Data file: C:\Chem32\1\Data\04Jun18\38.D	

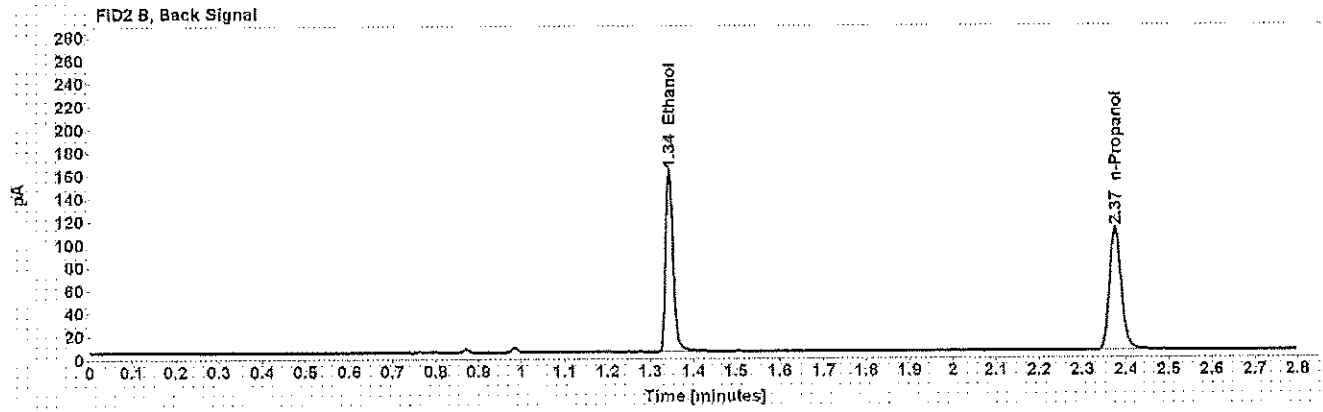
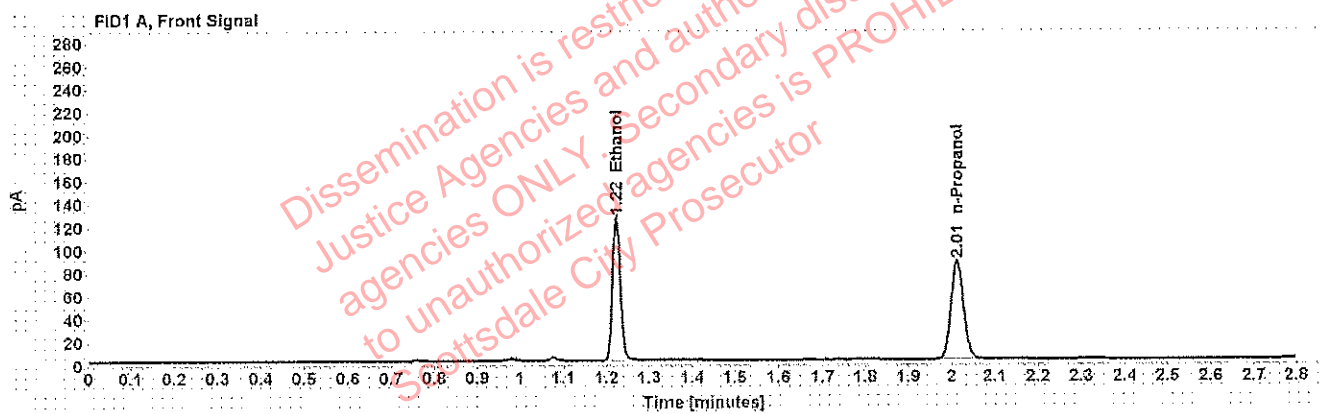


Table 1: FID 1 A (column DB-ALC1)

Compound	Amount (g/100mL)	Time (min)	Peak Area
>Ethanol	0.2422	1.223	160.115
n-Propanol	-----	2.012	174.926

Table 2: FID 2 B (column DB-ALC2)

Compound	Time (min)	Peak Area
Ethanol	1.344	190.822
n-Propanol	2.375	206.286

Scottsdale Police Department Crime Lab Volatiles Analysis

Sample: [REDACTED]	Item number: 1215700
Injection date: 6/4/2018 2:27:42 PM	Vial: 39
Method: ethanol quant.M	Sequence: 04Jun18
Instrument: US14173023 CN14160045	Analyst: Adrian
Data file: C:\Chem32\1\Data\04Jun18\39.D	

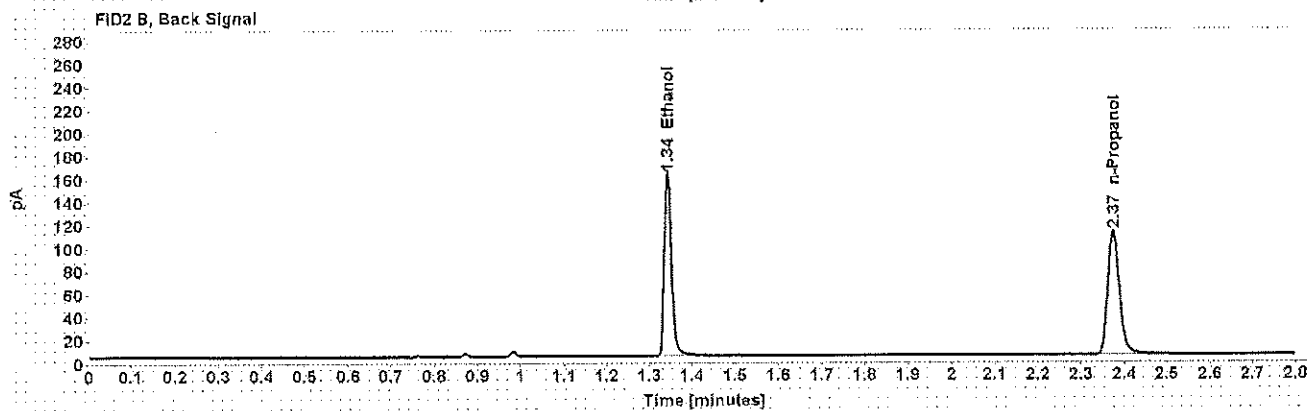
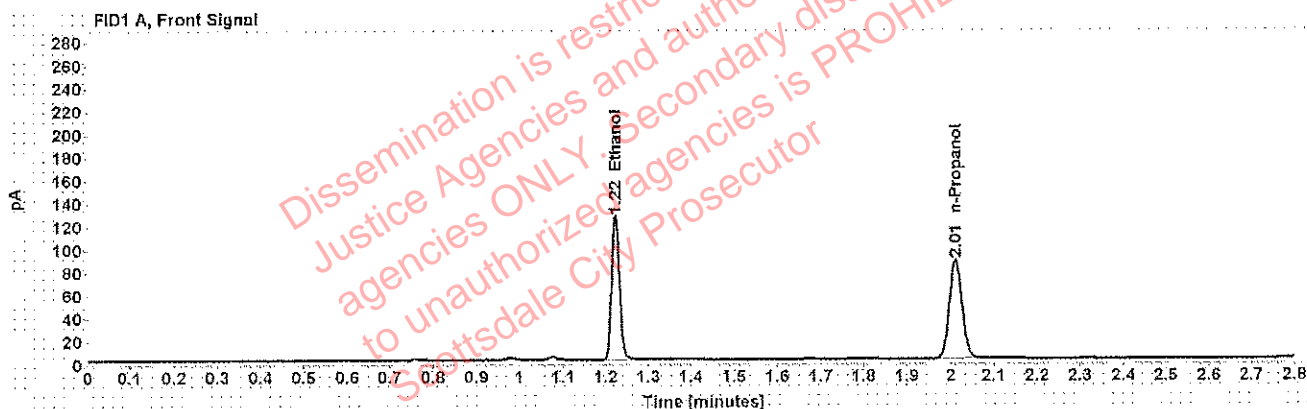


Table 1: FID 1 A (column DB-ALC1)

Compound	Amount (g/100mL)	Time (min)	Peak Area
>Ethanol	0.2419	1.223	160.331
n-Propanol	-----	2.012	175.416

Table 2: FID 2 B (column DB-ALC2)

Compound	Time (min)	Peak Area
Ethanol	1.344	190.875
n-Propanol	2.375	206.965

Scottsdale Police Department Crime Lab Volatiles Analysis

Sample: [REDACTED]	Item number: 1200218
Injection date: 6/4/2018 2:31:42 PM	Vial: 40
Method: ethanol quant.M	Sequence: 04Jun18
Instrument: US14173023 CN14160045	Analyst: Adrian
Data file: C:\Chem32\11\Data\04Jun18\40.D	

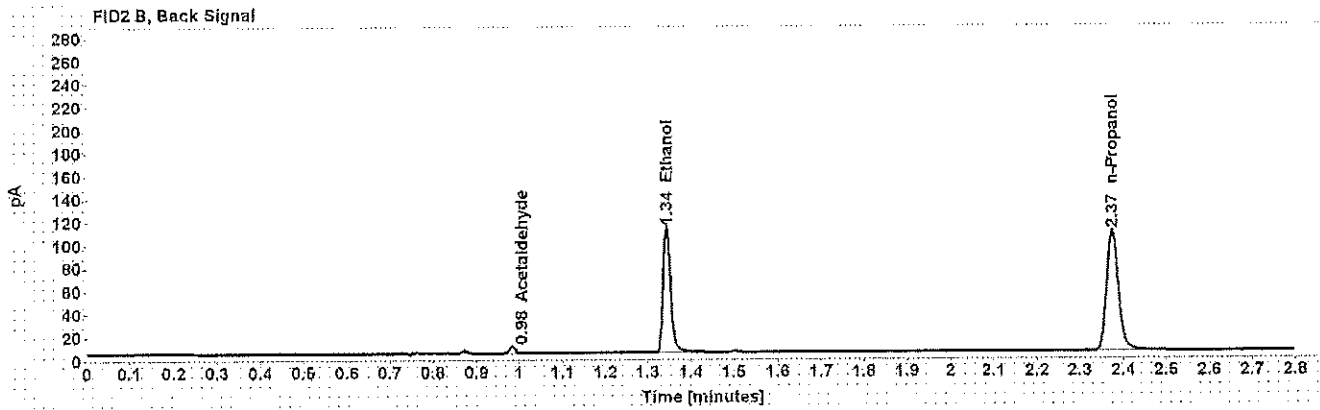
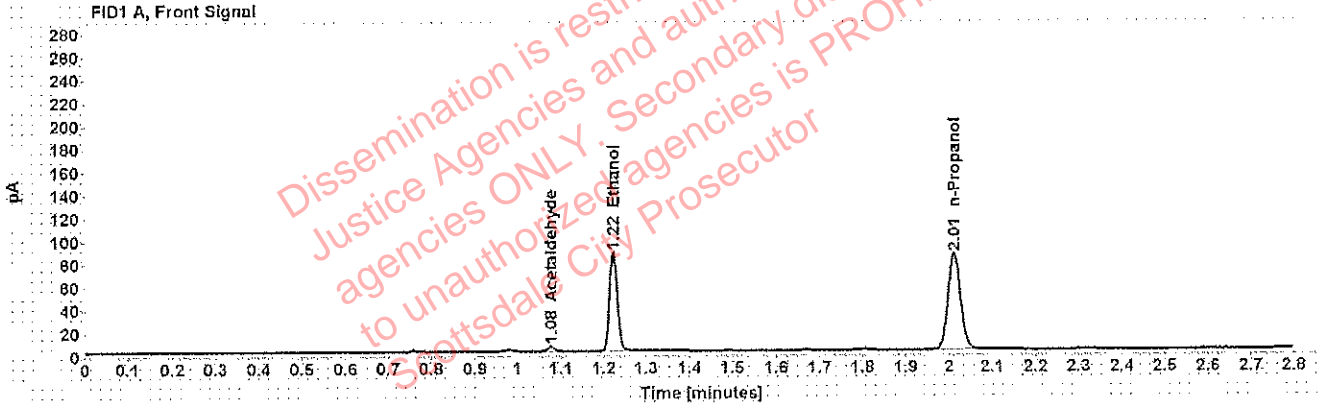


Table 1: FID 1 A (column DB-ALC1)

Compound	Amount (g/100mL)	Time (min)	Peak Area
Acetaldehyde	-----	1.077	4.351
>Ethanol	0.1713	1.223	110.941
n-Propanol	-----	2.012	171.621

Table 2: FID 2 B (column DB-ALC2)

Compound	Time (min)	Peak Area
Acetaldehyde	0.984	5.505
Ethanol	1.343	132,122
n-Propanol	2.374	202,204

Scottsdale Police Department Crime Lab Volatiles Analysis

Sample: [REDACTED]	Item number: 1200218
Injection date: 6/4/2018 2:35:43 PM	Vial: 41
Method: ethanol quant.M	Sequence: 04Jun18
Instrument: US14173023 CN14160045	Analyst: Adrian
Data file: C:\Chem32\1\Data\04Jun18\41.D	

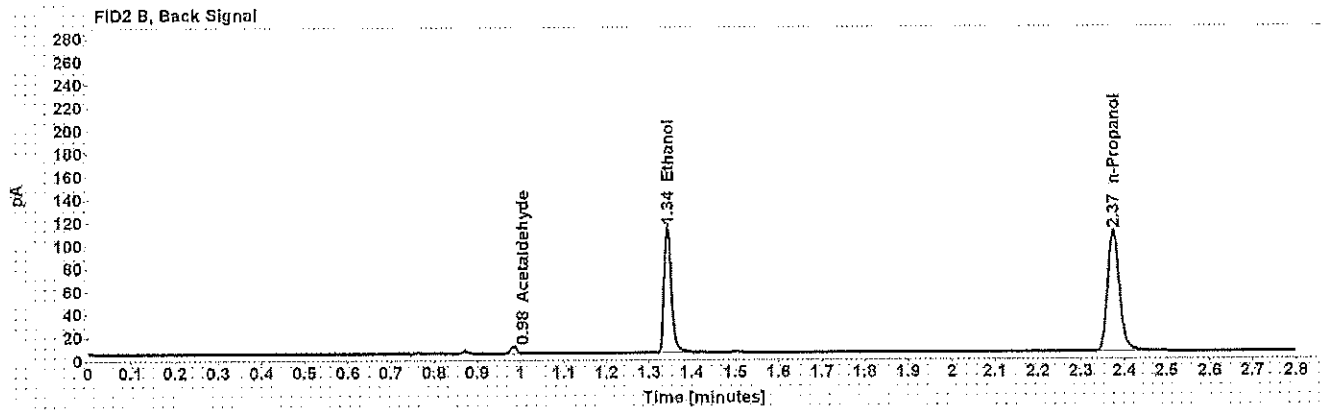
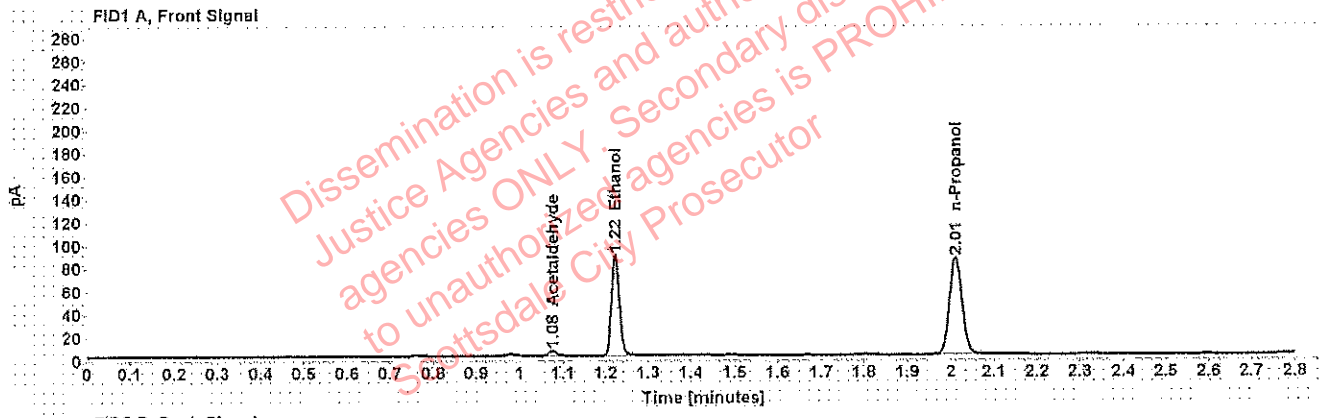


Table 1: FID 1 A (column DB-ALC1)

Compound	Amount (g/100mL)	Time (min)	Peak Area
Acetaldehyde	-----	1.077	4.518
>Ethanol	0.1721	1.223	112.004
n-Propanol	-----	2.012	172.447

Table 2: FID 2 B (column DB-ALC2)

Compound	Time (min)	Peak Area
Acetaldehyde	0.983	5.701
Ethanol	1.343	132.931
n-Propanol	2.374	203.119

Scottsdale Police Department Crime Lab Volatiles Analysis

Sample: [REDACTED]	Item number: 1213577
Injection date: 6/4/2018 2:43:57 PM	Vial: 43
Method: ethanol quant.M	Sequence: 04Jun18
Instrument: US14173023 CN14160045	Analyst: Adrian
Data file: C:\Chem32\11\Data\04Jun18\43.D	

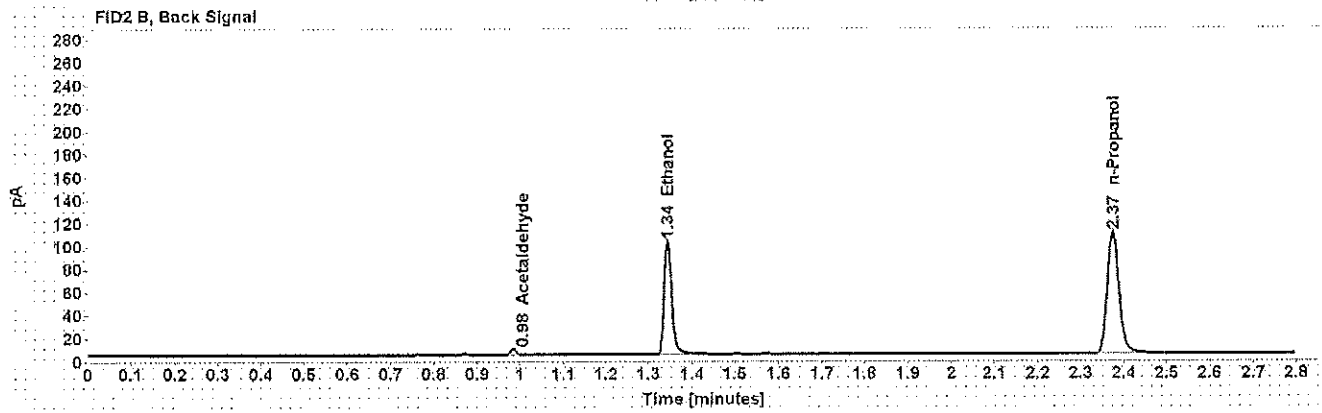
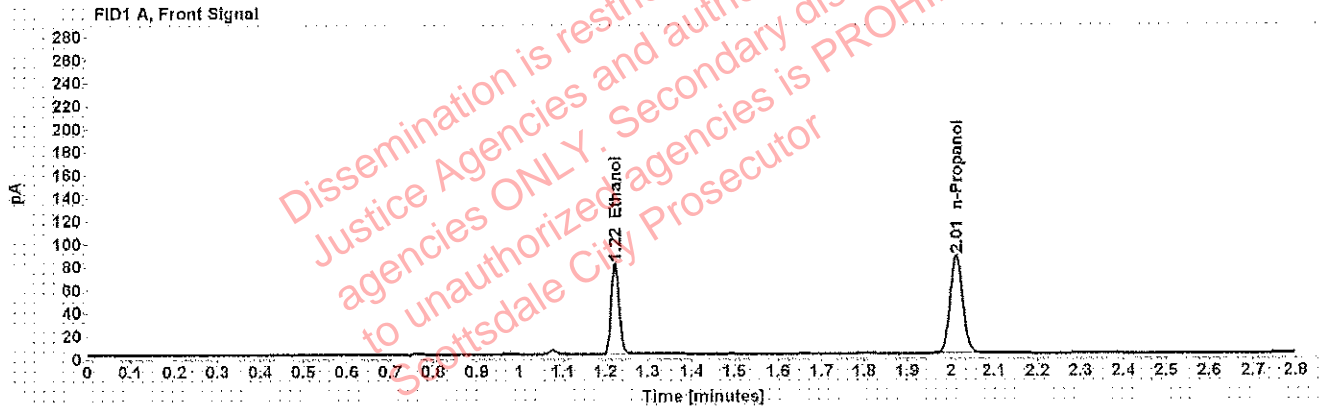


Table 1: FID 1 A (column DB-ALC1)

Compound	Amount (g/100mL)	Time (min)	Peak Area
>Ethanol	0.1550	1.223	101.301
n-Propanol	-----	2.012	173.217

Table 2: FID 2 B (column DB-ALC2)

Compound	Time (min)	Peak Area
Acetaldehyde	0.984	4.642
Ethanol	1.344	120.143
n-Propanol	2.374	204.734

Scottsdale Police Department Crime Lab Volatiles Analysis

Sample: [REDACTED]	Item number: 1213577
Injection date: 6/4/2018 2:47:57 PM	Vial: 44
Method: ethanol quant.M	Sequence: 04Jun18
Instrument: US14173023 CN14160045	Analyst: Adrian
Data file: C:\Chem32\1\Data\04Jun18\44.D	

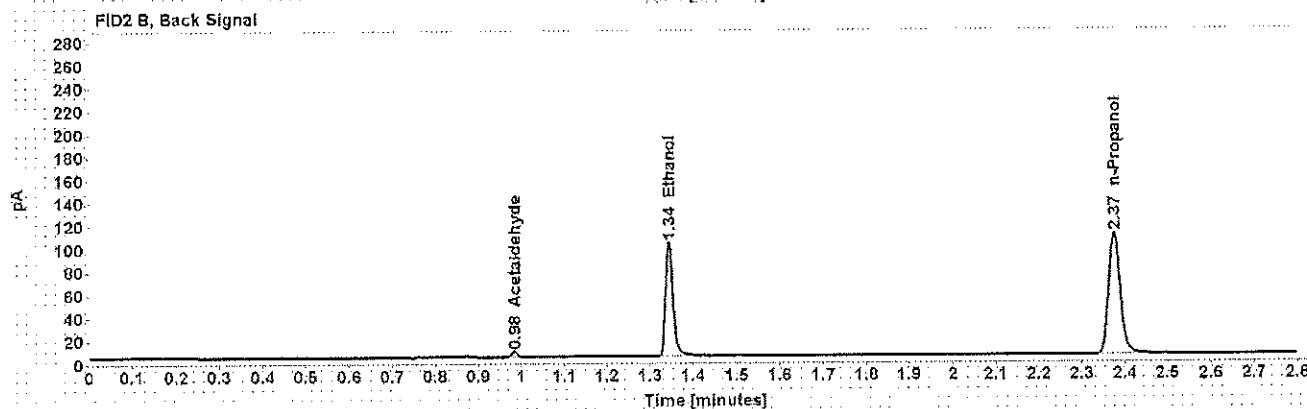
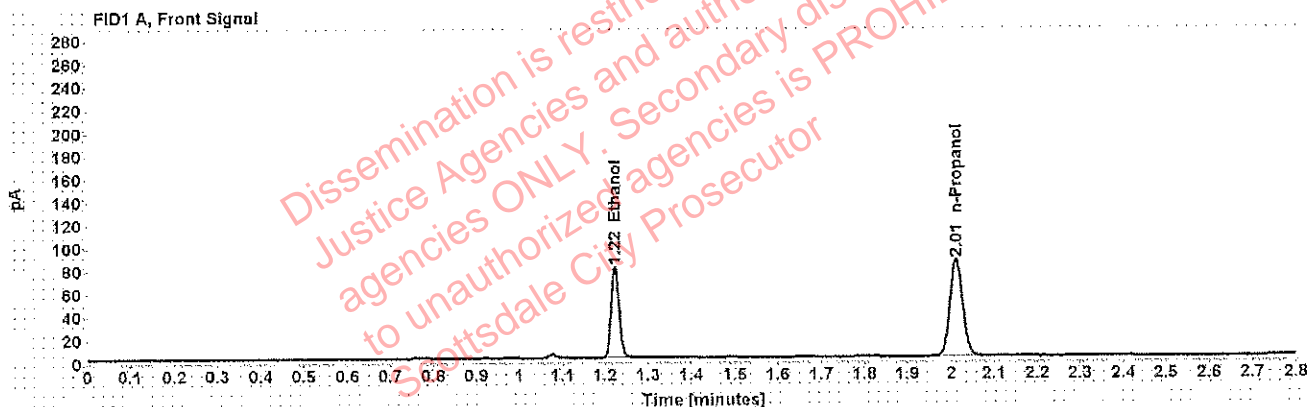


Table 1: FID 1 A (column DB-ALC1)

Compound	Amount (g/100mL)	Time (min)	Peak Area
>Ethanol	0.1559	1.223	101.420
n-Propanol	-----	2.012	172.356

Table 2: FID 2 B (column DB-ALC2)

Compound	Time (min)	Peak Area
Acetaldehyde	0.984	4.196
Ethanol	1.344	120.446
n-Propanol	2.375	203.646

Scottsdale Police Department Crime Lab Volatiles Analysis

Sample: [REDACTED]	Item number: 1213072
Injection date: 6/4/2018 2:51:57 PM	Vial: 45
Method: ethanol quant.M	Sequence: 04Jun18
Instrument: US14173023 CN14160045	Analyst: Adrian
Data file: C:\Chem32\1\Data\04Jun18\45.D	

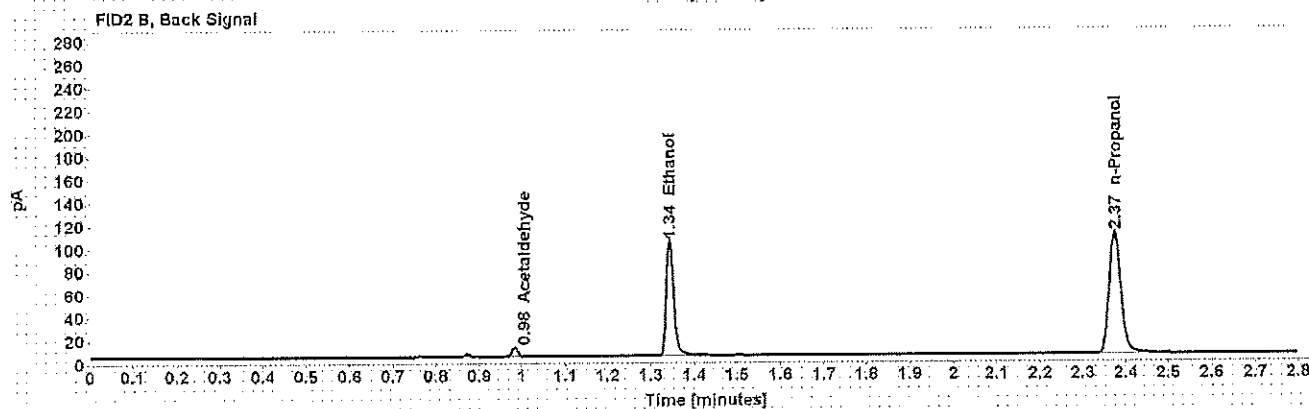
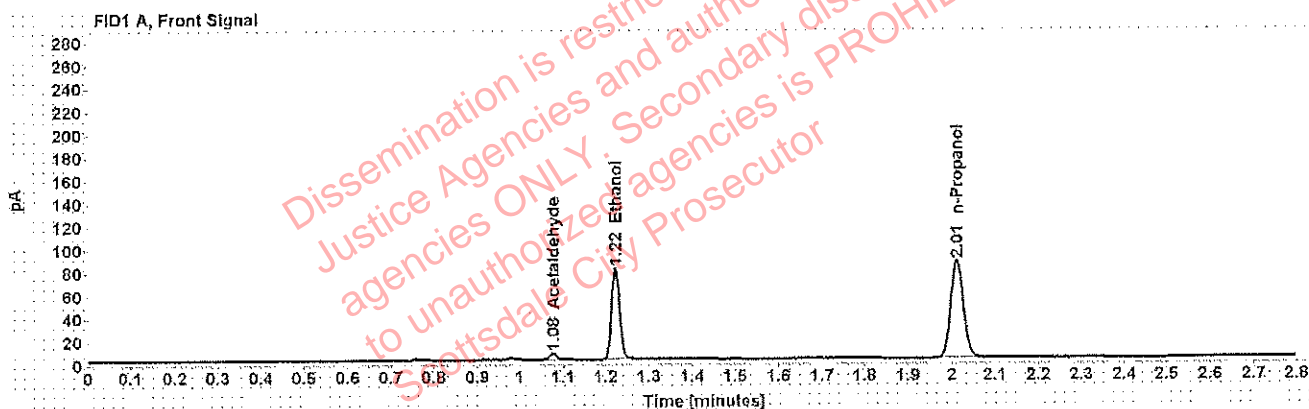


Table 1: FID 1 A (column DB-ALC1)

Compound	Amount (g/100mL)	Time (min)	Peak Area
Acetaldehyde	-----	1.077	5.966
>Ethanol	0.1571	1.223	102.934
n-Propanol	-----	2.012	173.586

Table 2: FID 2 B (column DB-ALC2)

Compound	Time (min)	Peak Area
Acetaldehyde	0.984	7.469
Ethanol	1.343	122.457
n-Propanol	2.374	205.160

Scottsdale Police Department Crime Lab Volatiles Analysis

Sample: [REDACTED]	Item number: 1213072
Injection date: 6/4/2018 2:55:57 PM	Vial: 46
Method: ethanol quant.M	Sequence: 04Jun18
Instrument: US14173023 CN14160045	Analyst: Adrian
Data file: C:\Chem32\1\Data\04Jun18\46.D	

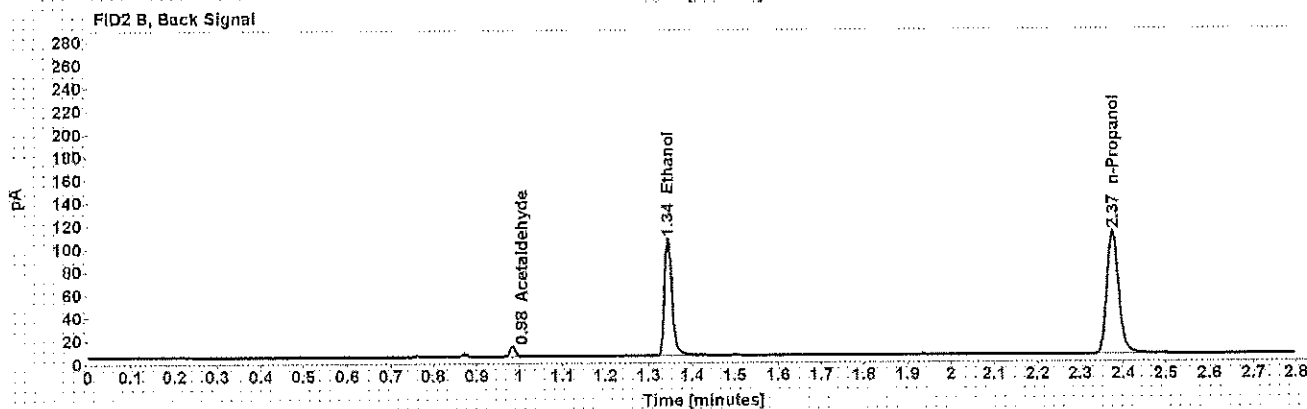
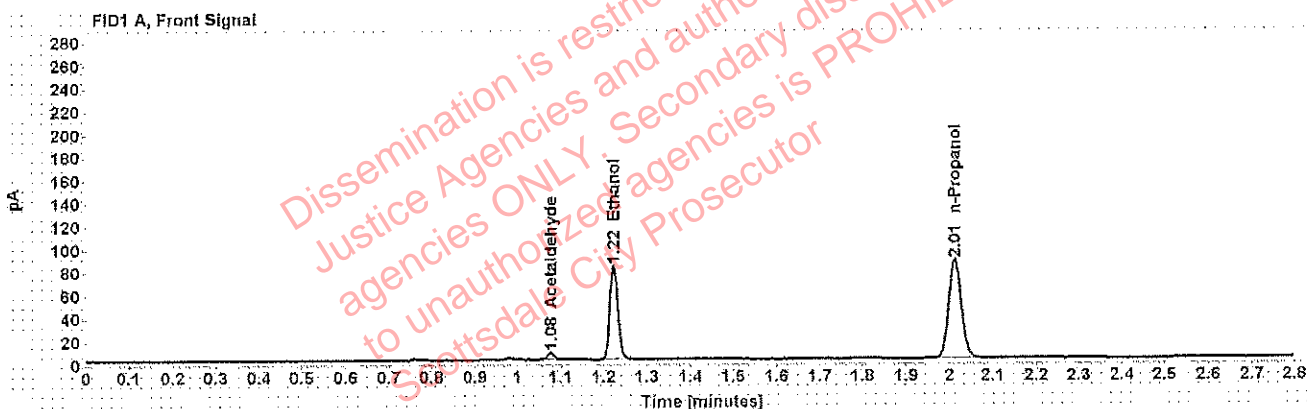


Table 1: FID 1 A (column DB-ALC1)

Compound	Amount (g/100mL)	Time (min)	Peak Area
Acetaldehyde	-----	1.077	6.451
>Ethanol	0.1585	1.223	104.581
n-Propanol	-----	2.013	174.838

Table 2: FID 2 B (column DB-ALC2)

Compound	Time (min)	Peak Area
Acetaldehyde	0.984	8.076
Ethanol	1.344	124.372
n-Propanol	2.375	206.264

Scottsdale Police Department Crime Lab Volatiles Analysis

Sample: [REDACTED]	Item number: 1212547
Injection date: 6/4/2018 2:59:58 PM	Vial: 47
Method: ethanol quant.M	Sequence: 04Jun18
Instrument: US14173023 CN14160045	Analyst: Adrian
Data file: C:\Chem32\1\Data\04Jun18\47.D	

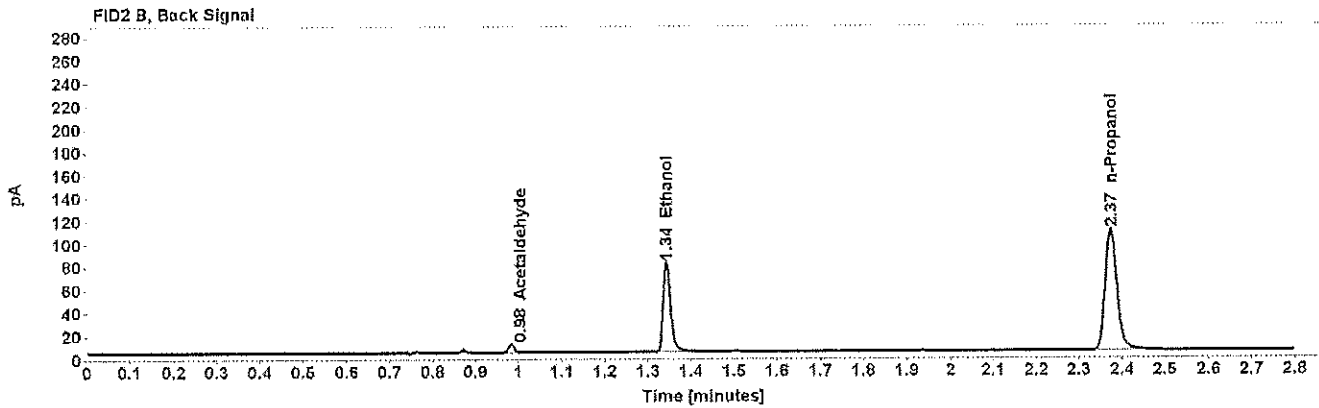
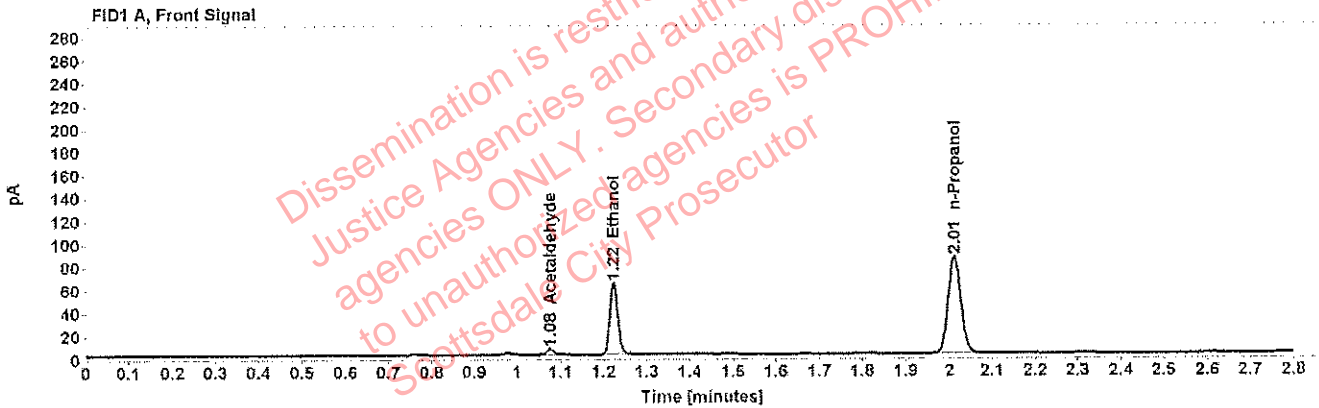


Table 1: FID 1 A (column DB-ALC1)

Compound	Amount (g/100mL)	Time (min)	Peak Area
Acetaldehyde	-----	1.077	5.141
>Ethanol	0.1234	1.223	79.999
n-Propanol	-----	2.012	171.980

Table 2: FID 2 B (column DB-ALC2)

Compound	Time (min)	Peak Area
Acetaldehyde	0.984	6.467
Ethanol	1.344	94.520
n-Propanol	2.374	202.999

Scottsdale Police Department Crime Lab Volatiles Analysis

Sample: [REDACTED]	Item number: 1212547
Injection date: 6/4/2018 3:03:58 PM	Vial: 48
Method: ethanol quant.M	Sequence: 04Jun18
Instrument: US14173023 CN14160045	Analyst: Adrian
Data file: C:\Chem32\1\Data\04Jun18\48.D	

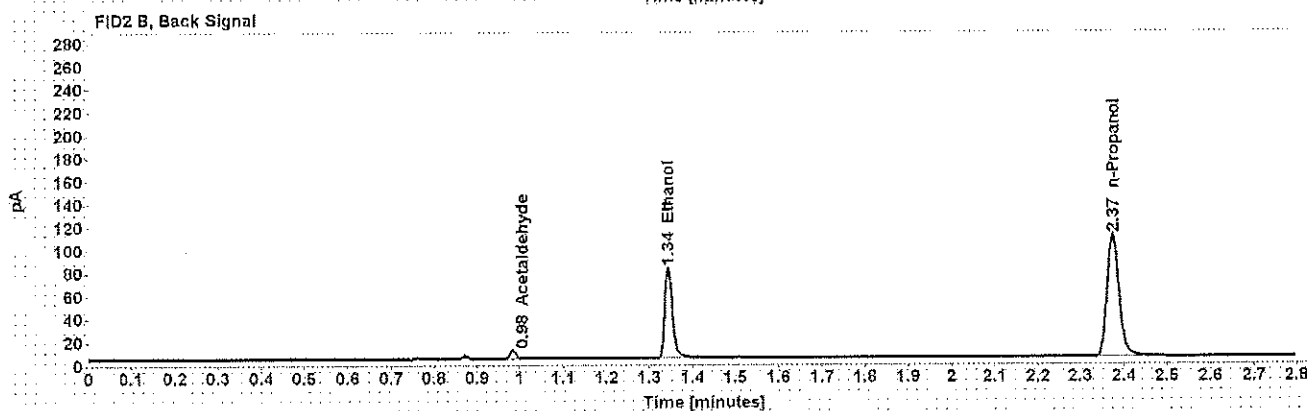
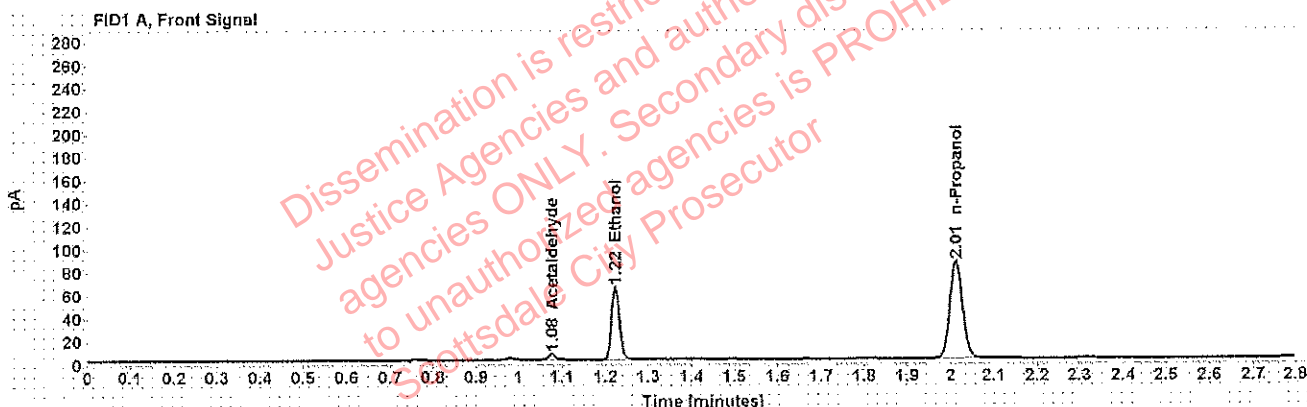


Table 1: FID 1 A (column DB-ALC1)

Compound	Amount (g/100mL)	Time (min)	Peak Area
Acetaldehyde	-----	1.077	5.272
>Ethanol	0.1244	1.223	81,172
n-Propanol	-----	2.012	173,136

Table 2: FID 2 B (column DB-ALC2)

Compound	Time (min)	Peak Area
Acetaldehyde	0.984	6,594
Ethanol	1.344	95,801
n-Propanol	2.375	204,236

Scottsdale Police Department Crime Lab Volatiles Analysis

Sample: [REDACTED]	Item number: 1185696
Injection date: 6/4/2018 3:08:12 PM	Vial: 49
Method: ethanol quant.M	Sequence: 04Jun18
Instrument: US14173023 CN14160045	Analyst: Adrian
Data file: C:\Chem32\1\Data\04Jun18\49.D	

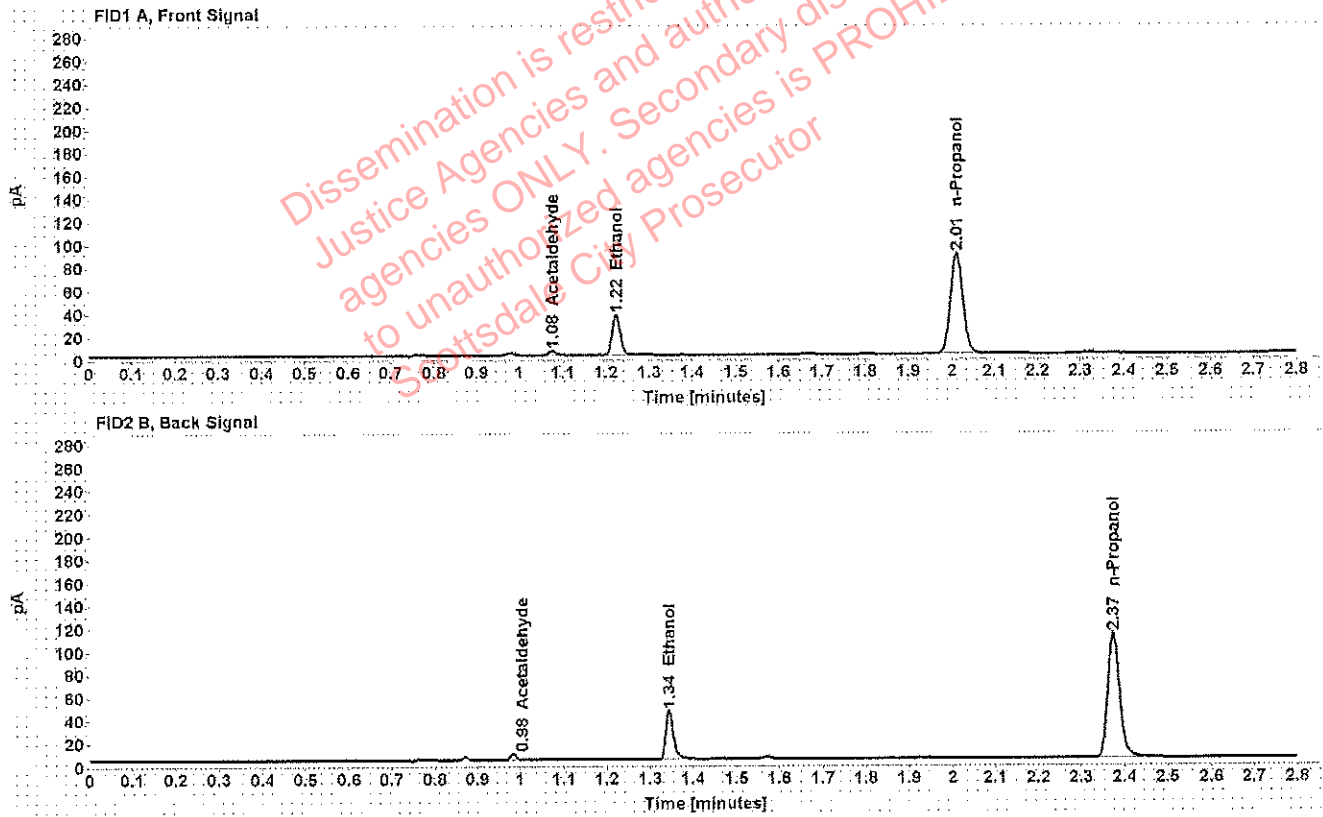


Table 1: FID 1 A (column DB-ALC1)

Compound	Amount (g/100mL)	Time (min)	Peak Area
Acetaldehyde	-----	1.077	3.886
>Ethanol	0.0670	1.223	44.739
n-Propanol	-----	2.012	177.847

Table 2: FID 2 B (column DB-ALC2)

Compound	Time (min)	Peak Area
Acetaldehyde	0.983	4.906
Ethanol	1.344	53.625
n-Propanol	2.374	210.501

Scottsdale Police Department Crime Lab Volatiles Analysis

Sample: [REDACTED]	Item number: 1185696
Injection date: 6/4/2018 3:12:12 PM	Vial: 50
Method: ethanol quant.M	Sequence: 04Jun18
Instrument: US14173023 CN14160045	Analyst: Adrian
Data file: C:\Chem32\1\Data\04Jun18\50.D	

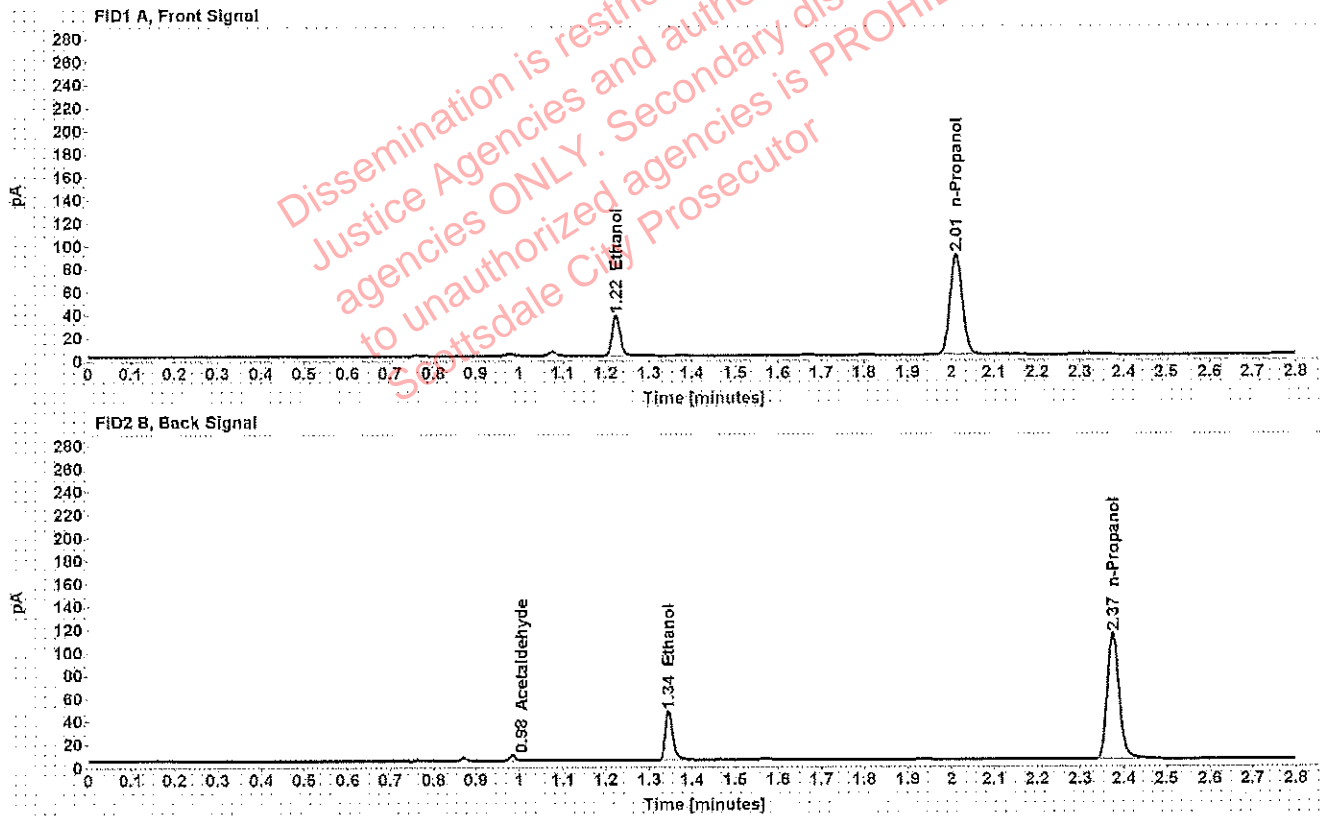


Table 1: FID 1 A (column DB-ALC1)

Compound	Amount (g/100mL)	Time (min)	Peak Area
>Ethanol	0.0670	1.224	44.942
n-Propanol	-----	2.012	178.858

Table 2: FID 2 B (column DB-ALC2)

Compound	Time (min)	Peak Area
Acetaldehyde	0.984	4.685
Ethanol	1.345	52.756
n-Propanol	2.374	211.668

Scottsdale Police Department Crime Lab Volatiles Analysis

Sample: [REDACTED]	Item number: 1213989
Injection date: 6/4/2018 3:16:13 PM	Vial: 51
Method: ethanol quant.M	Sequence: 04Jun18
Instrument: US14173023 CN14160045	Analyst: Adrian
Data file: C:\Chem32\1\Data\04Jun18\51.D	

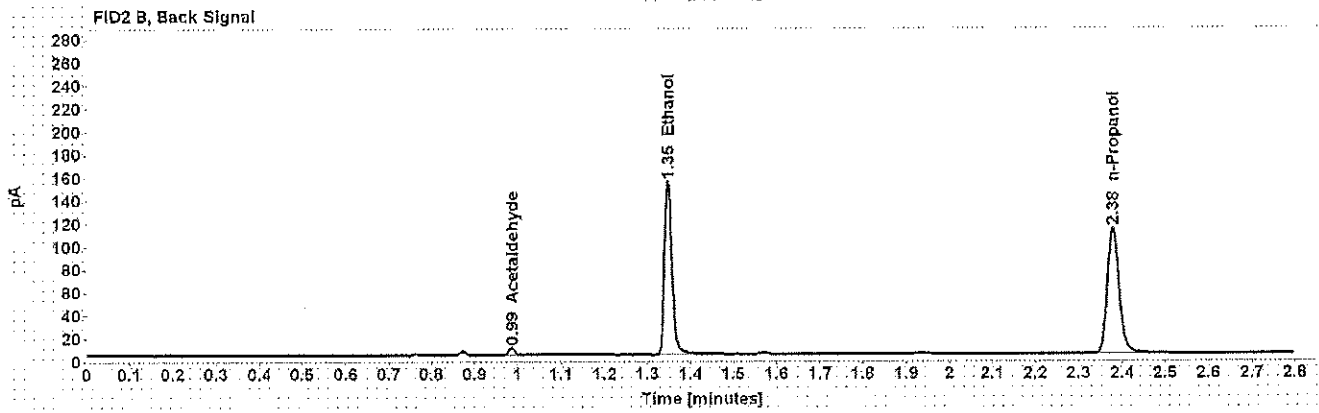
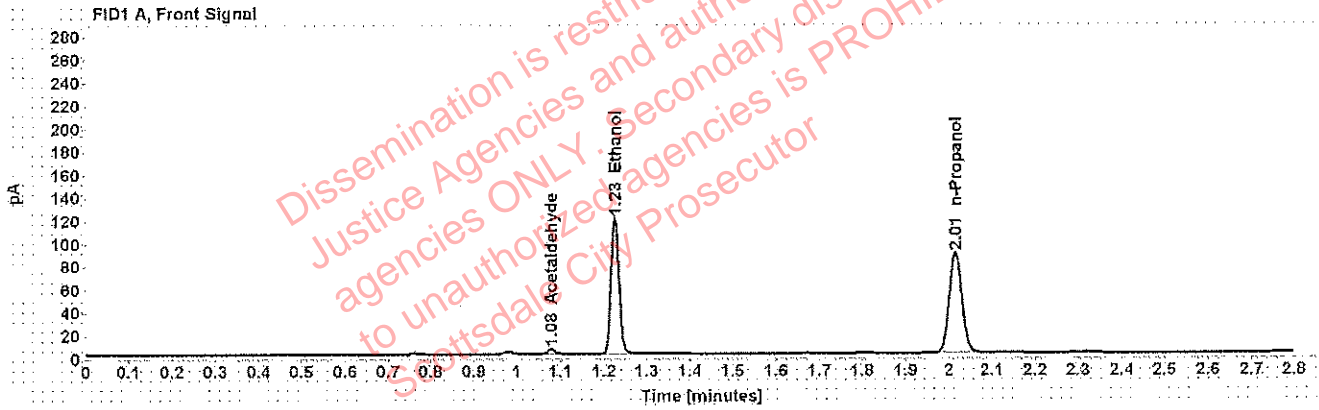


Table 1: FID 1 A (column DB-ALC1)

Compound	Amount (g/100mL)	Time (min)	Peak Area
Acetaldehyde	-----	1.079	4.658
>Ethanol	0.2289	1.225	153.875
n-Propanol	-----	2.015	177.959

Table 2: FID 2 B (column DB-ALC2)

Compound	Time (min)	Peak Area
Acetaldehyde	0.986	5.822
Ethanol	1.348	185.228
n-Propanol	2.378	212.025

Scottsdale Police Department Crime Lab Volatiles Analysis

Sample: [REDACTED]	Item number: 1213989
Injection date: 6/4/2018 3:20:13 PM	Vial: 52
Method: ethanol quant.M	Sequence: 04Jun18
Instrument: US14173023 CN14160045	Analyst: Adrian
Data file: C:\Chem32\1\Data\04Jun18\52.D	

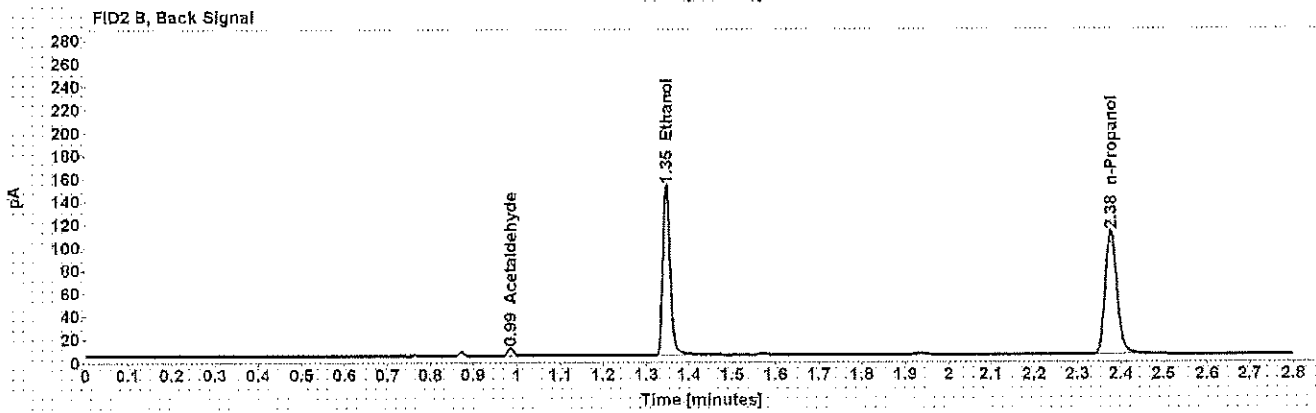
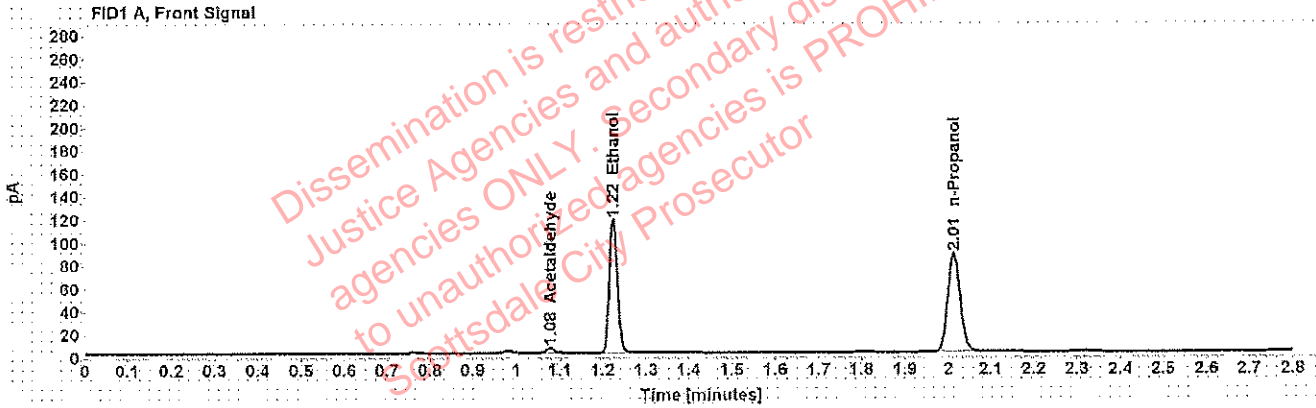


Table 1: FID 1 A (column DB-ALC1)

Compound	Amount (g/100mL)	Time (min)	Peak Area
Acetaldehyde	-----	1.078	4.795
>Ethanol	0.2283	1.224	150.421
n-Propanol	-----	2.014	174.422

Table 2: FID 2 B (column DB-ALC2)

Compound	Time (min)	Peak Area
Acetaldehyde	0.985	5.985
Ethanol	1.346	180.900
n-Propanol	2.377	204.444

Scottsdale Police Department Crime Lab Volatiles Analysis

Sample: [REDACTED]	Item number: 1213785
Injection date: 6/4/2018 3:28:13 PM	Vial: 54
Method: ethanol quant.M	Sequence: 04Jun18
Instrument: US14173023 CN14160045	Analyst: Adrian
Data file: C:\Chem32\1\Data\04Jun18\54.D	

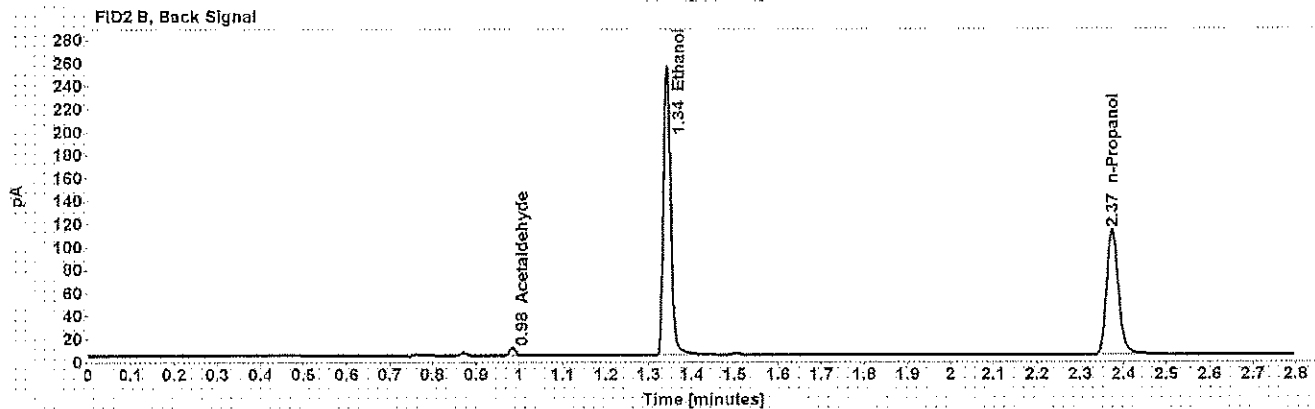
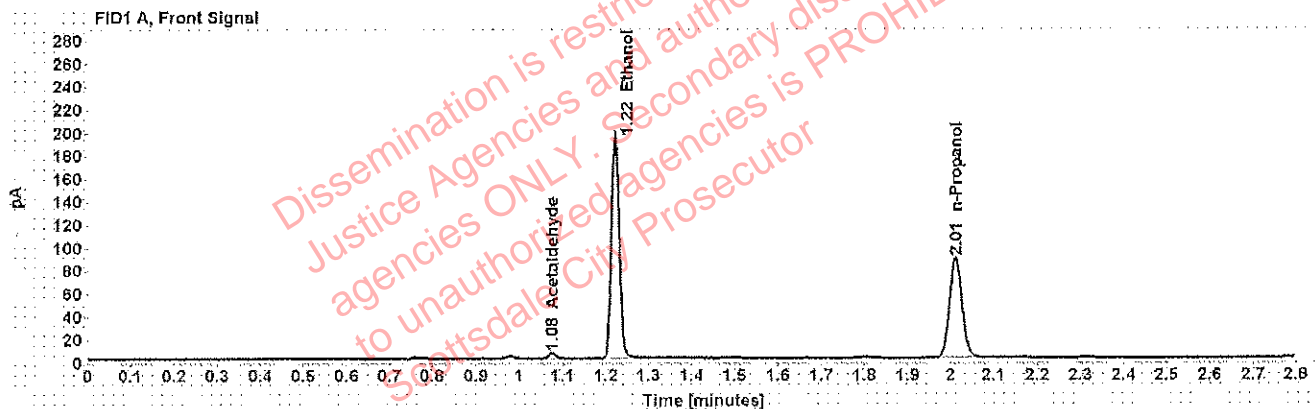


Table 1: FID 1 A (column DB-ALC1)

Compound	Amount (g/100mL)	Time (min)	Peak Area
Acetaldehyde	-----	1.076	4.728
>Ethanol	0.3713	1.222	249.430
n-Propanol	-----	2.012	177.642

Table 2: FID 2 B (column DB-ALC2)

Compound	Time (min)	Peak Area
Acetaldehyde	0.983	5.956
Ethanol	1.342	299.597
n-Propanol	2.374	210.494

Scottsdale Police Department Crime Lab Volatiles Analysis

Sample: [REDACTED]	Item number: 1213785
Injection date: 6/4/2018 3:32:27 PM	Vial: 55
Method: ethanol quant.M	Sequence: 04Jun18
Instrument: US14173023 CN14160045	Analyst: Adrian
Data file: C:\Chem32\1\Data\04Jun18\55.D	

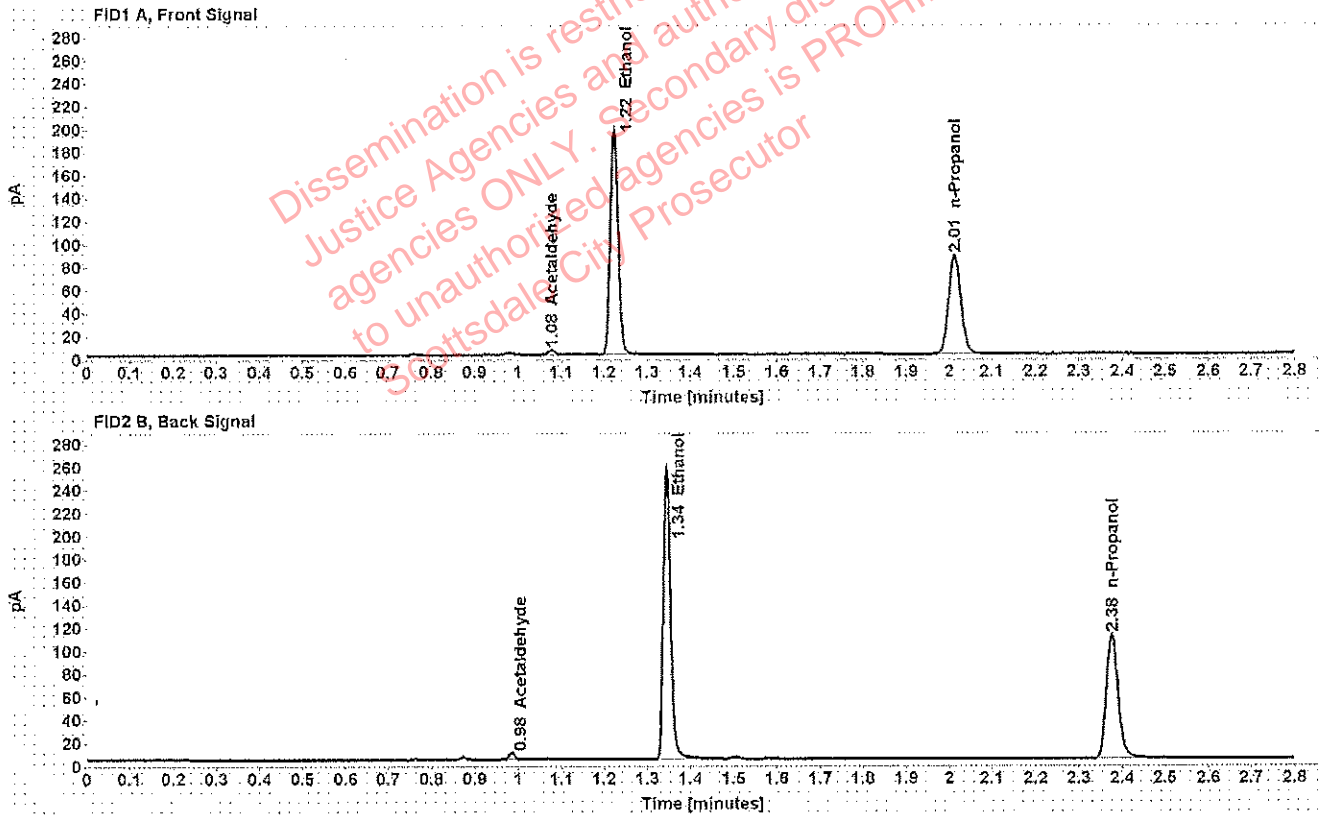


Table 1: FID 1 A (column DB-ALC1)

Compound	Amount (g/100mL)	Time (min)	Peak Area
Acetaldehyde	-----	1.077	4.541
>Ethanol	0.3746	1.224	249.911
n-Propanol	-----	2.013	176.418

Table 2: FID 2 B (column DB-ALC2)

Compound	Time (min)	Peak Area
Acetaldehyde	0.985	5.680
Ethanol	1.345	300.206
n-Propanol	2.376	208.883

Scottsdale Police Department Crime Lab Volatiles Analysis

Sample: [REDACTED]	Item number: 1213730
Injection date: 6/4/2018 3:36:28 PM	Vial: 56
Method: ethanol quant.M	Sequence: 04Jun18
Instrument: US14173023 CN14160045	Analyst: Adrian
Data file: C:\Chem32\1\Data\04Jun18\56.D	

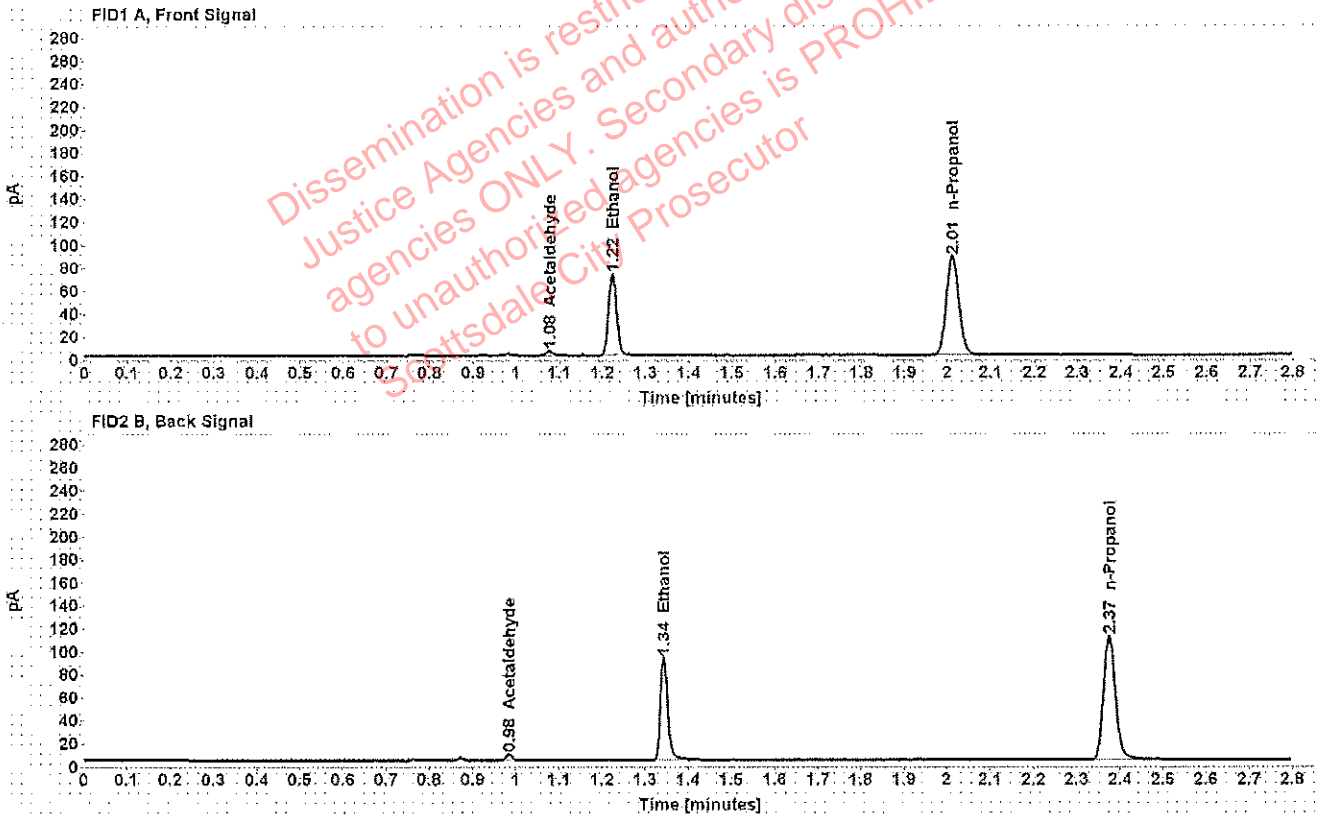


Table 1: FID 1 A (column DB-ALC1)

Compound	Amount (g/100mL)	Time (min)	Peak Area
Acetaldehyde	-----	1.077	3.757
>Ethanol	0.1383	1.223	91.760
n-Propanol	-----	2.012	175.922

Table 2: FID 2 B (column DB-ALC2)

Compound	Time (min)	Peak Area
Acetaldehyde	0.984	4.745
Ethanol	1.344	108.942
n-Propanol	2.374	208.047

Scottsdale Police Department Crime Lab Volatiles Analysis

Sample: [REDACTED]	Item number: 1213730
Injection date: 6/4/2018 3:40:28 PM	Vial: 57
Method: ethanol quant.M	Sequence: 04Jun18
Instrument: US14173023 CN14160045	Analyst: Adrian
Data file: C:\Chem32\1\Data\04Jun18\57.D	

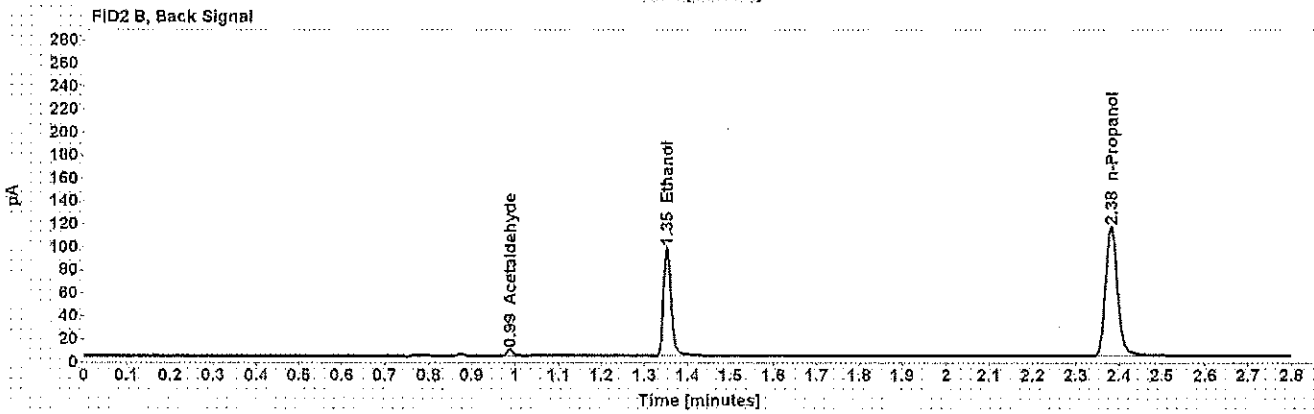
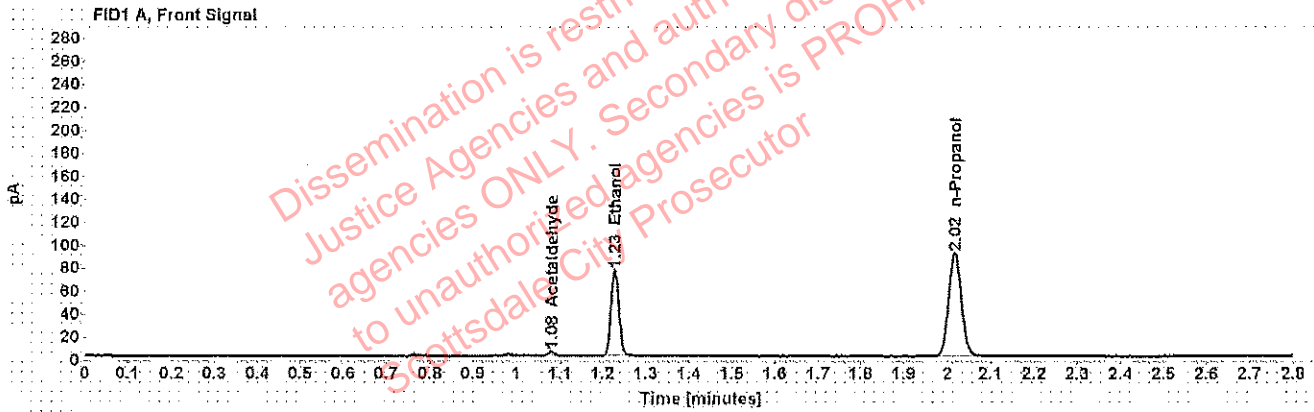


Table 1: FID 1 A (column DB-ALC1)

Compound	Amount (g/100mL)	Time (min)	Peak Area
Acetaldehyde	-----	1.080	3.852
>Ethanol	0.1410	1.228	97.633
n-Propanol	-----	2.017	183.564

Table 2: FID 2 B (column DB-ALC2)

Compound	Time (min)	Peak Area
Acetaldehyde	0.988	4.867
Ethanol	1.352	116.146
n-Propanol	2.382	217.242