



## City Treasurer

7447 E. Indian School Rd. Suite #210  
Scottsdale, AZ 85251

PHONE 480-312-2364

WEB [www.ScottsdaleAZ.gov](http://www.ScottsdaleAZ.gov)

**Date:** December 12, 2022  
**To:** The Honorable Mayor and City Council  
**From:** Sonia Andrews, City Treasurer  
**Subject:** General Fund Financial Summary as of November 2022

---

Attached is the General Fund Financial Summary as of November 2022.

The City Treasurer's Office provides monthly and quarterly financial information to City Council and the public via the following methods:

### **Financial Information Sent via Email**

- **General Fund Financial Summary** – Monthly, a financial summary for the General Fund is emailed directly to Council within 15 business days of month end, with the exception of fiscal year end, per requirements of the City Charter (Article 3, Section 4). The General Fund Financial Summary includes budget to actual and prior year comparisons for the General Fund.
- **Investment Portfolio Summary** – Quarterly, an investment report is emailed directly to Council, highlighting the city's investment holdings and compliance with the city's investment policies.

### **Financial Report on Council Consent Agenda**

- **Detailed Financial Report** - Monthly, the Council consent agenda includes a request to accept a Detailed Financial Report. The report focuses on the General Fund and other major funds and includes a summary of sources and uses by major categories, highlighting significant budget to actual variances.

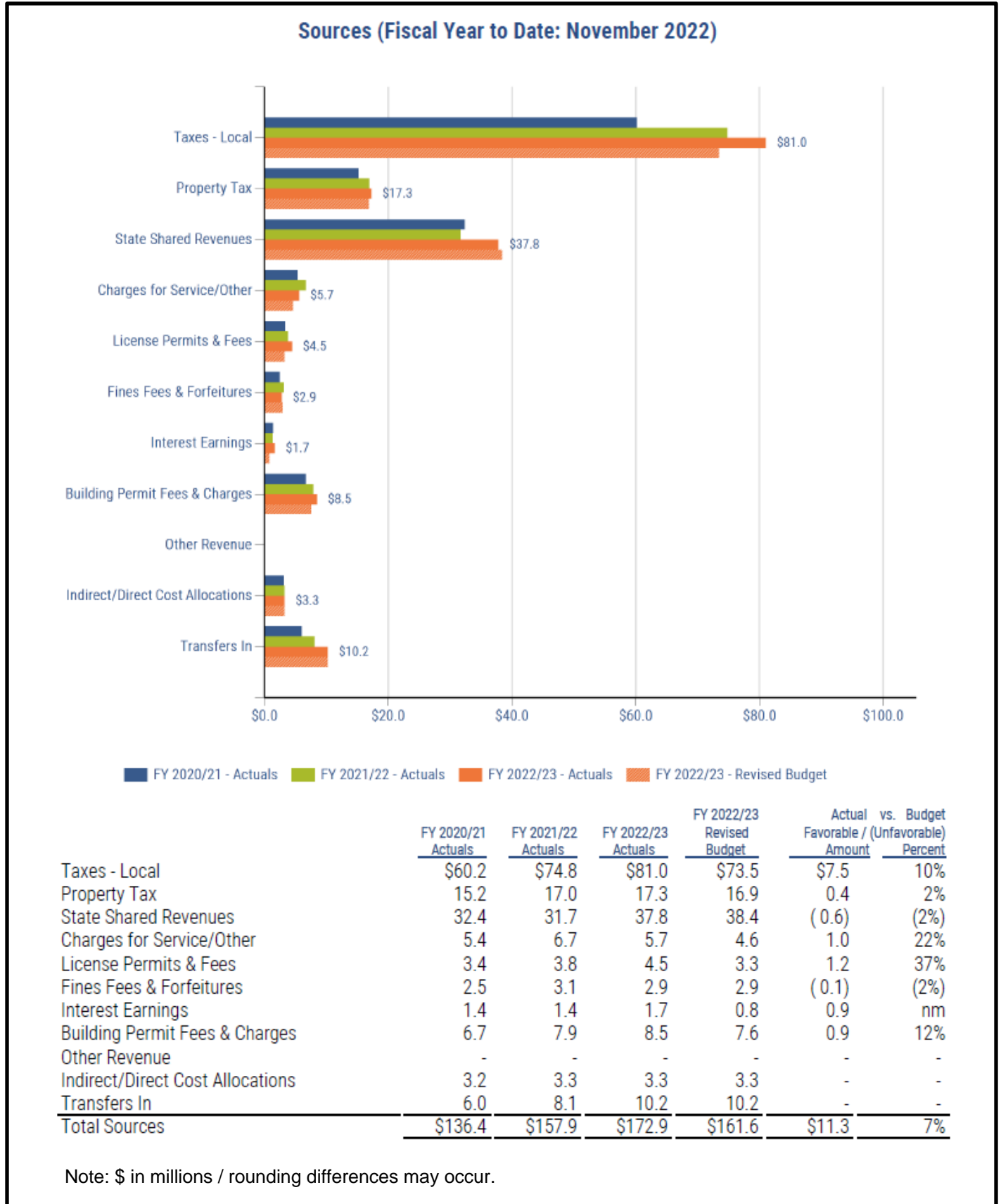
### **Quarterly Financial Update Presentation**

- **Financial Update** - Quarterly, a Financial Update is presented to Council at a regular Council meeting. The presentation includes any relevant economic factors and discussion of key financial matters.

The General Fund Financial Summary, Detailed Financial Report and Financial Update presentations are posted on the city's website and available to the public.

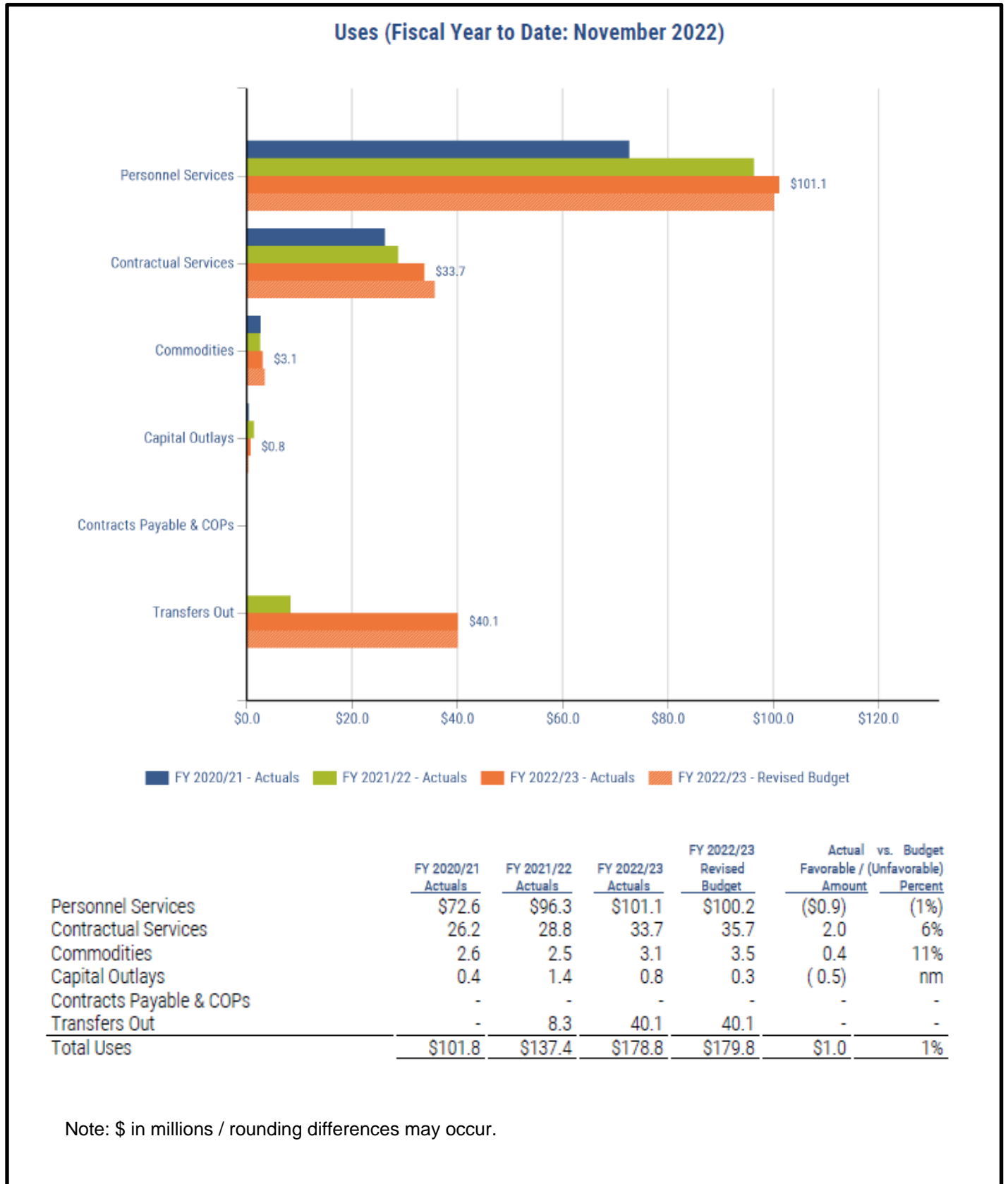
## Exhibit 1 – General Fund Operating Sources as of November 2022

Totalled \$172.9 million resulting in a favorable variance compared to budget of \$11.3 million (7%).



## Exhibit 2 – General Fund Operating Uses by Category as of November 2022

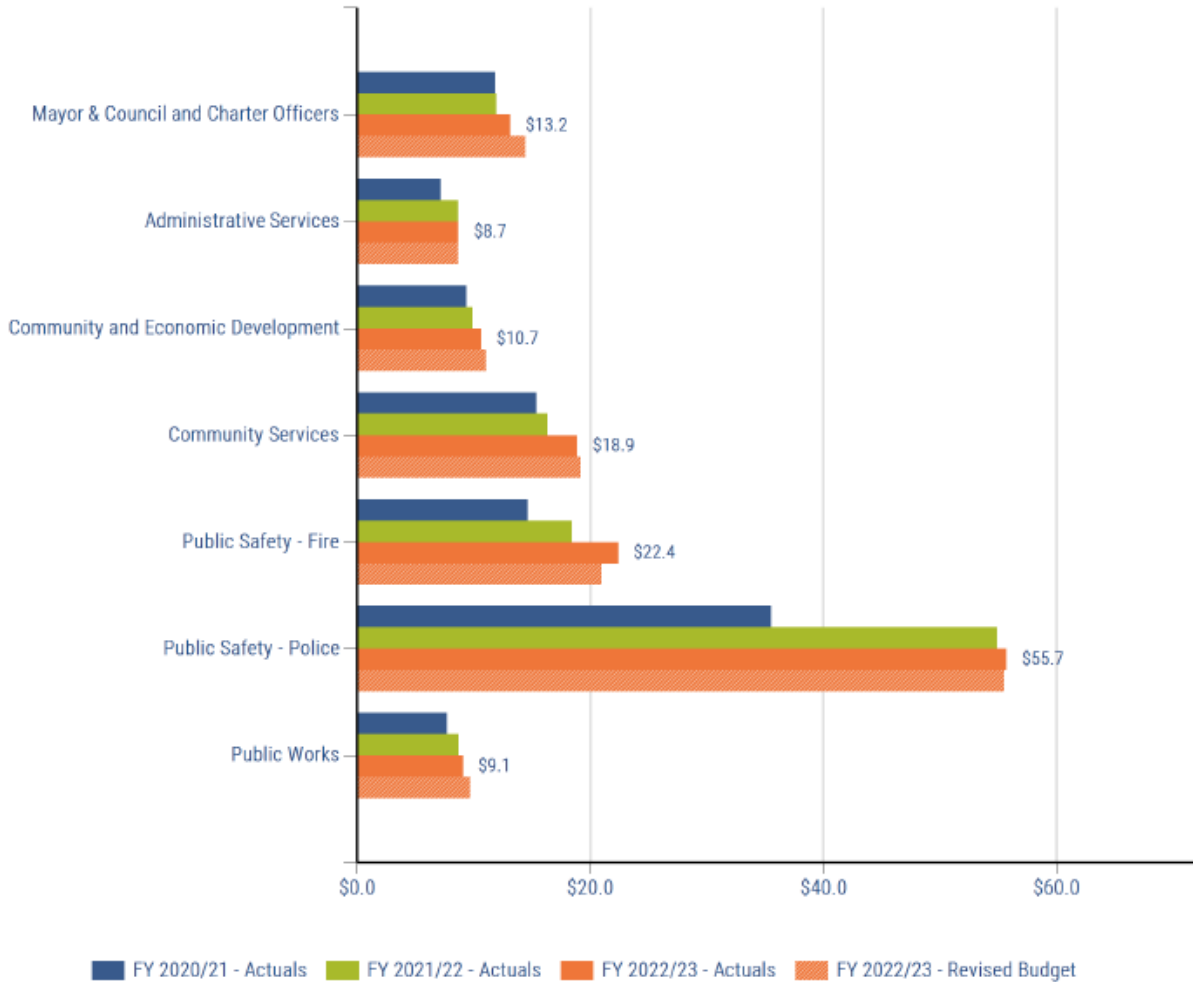
Totaled \$178.8 million resulting in a favorable variance compared to budget of \$1.0 million (1%).



### Exhibit 3 – General Fund Operating Uses by Division as of November 2022

Totaled \$138.7 million resulting in a favorable variance compared to budget of \$1.0 million (1%). Please note these figures do not include Contracts Payable & COPs and Transfers Out.

**Division Expenditures (Fiscal Year to Date: November 2022)**



	FY 2020/21 Actuals	FY 2021/22 Actuals	FY 2022/23 Actuals	FY 2022/23 Revised Budget	Actual Favorable / (Unfavorable) Amount	vs. Budget (Unfavorable) Percent
Mayor & Council and Charter Officers	\$11.9	\$12.0	\$13.2	\$14.4	\$1.3	9%
Administrative Services	7.2	8.7	8.7	8.7	-	-
Community and Economic Development	9.4	9.9	10.7	11.1	0.4	3%
Community Services	15.4	16.4	18.9	19.2	0.3	2%
Public Safety - Fire	14.6	18.4	22.4	21.0	(1.4)	(7%)
Public Safety - Police	35.5	54.9	55.7	55.5	(0.2)	0%
Public Works	7.7	8.7	9.1	9.7	0.6	6%
<b>Total</b>	<b>\$101.8</b>	<b>\$129.1</b>	<b>\$138.7</b>	<b>\$139.7</b>	<b>\$1.0</b>	<b>1%</b>

Note: \$ in millions / rounding differences may occur.