

RESOLUTION NO. 6586

A RESOLUTION OF THE COUNCIL OF THE CITY OF SCOTTSDALE, MARICOPA COUNTY, ARIZONA DECLARING OFFICIAL THE CANVASS OF VOTES CAST ON ONE QUESTION VOTED UPON BY THE QUALIFIED ELECTORS OF THE CITY IN THE SCOTTSDALE SPECIAL FRANCHISE ELECTION HELD NOVEMBER 2, 2004.

WHEREAS, the City of Scottsdale, Maricopa County, Arizona, held a Special Franchise Election on November 2, 2004, pursuant to Article 9, Section 1, of the Scottsdale City Charter, for the purpose of submitting Question 1 to the Scottsdale voters to consider whether the proposed franchise agreement with Arizona Public Service (APS) should be granted; and

WHEREAS, A.R.S. 16-642 requires that the City Council canvass the returns of the election not less than six (6) days, nor more than fifteen (15) days following the election; and

WHEREAS, the Council of the City of Scottsdale, having canvassed the returns of the Special Franchise Election, find the returns to be as stated in this resolution.

NOW, THEREFORE, BE IT RESOLVED by the Council of the City of Scottsdale as follows:

1. The results of the canvass having been determined, the official canvass of the City of Scottsdale Special Franchise Election held on November 2, 2004 is as follows:
 - a) A summary of the number of ballots cast in each precinct for Question 1 is shown on Exhibit A, which is attached and incorporated by this reference.
 - b) A precinct group detail of the number of ballots cast by precinct is shown on Exhibit B, which is attached and incorporated by this reference.
2. Question 1, which received a number of votes that was more than a majority of the votes cast, was approved by the qualified electors.

PASSED AND ADOPTED by the Council of the City of Scottsdale this 16th day of November, 2004.

CITY OF SCOTTSDALE,
an Arizona municipal corporation



Mary Manross
Mayor

RESOLUCIÓN NÚM. 6586

UNA RESOLUCIÓN DEL CONCEJO DE LA CIUDAD DE SCOTTSDALE, CONDADO DE MARICOPA, ARIZONA DECLARANDO OFICIAL EL ESCRUTINIO DE LOS VOTOS EMITIDOS SOBRE UNA CUESTIÓN SOBRE CUAL VOTARON LOS ELECTORES HABILITADOS DE LA CIUDAD EN LA ELECCIÓN ESPECIAL DE FRANQUICIA DE SCOTTSDALE QUE SE CELEBRÓ EL 2 DE NOVIEMBRE DE 2004.

VISTO QUE, el 2 de noviembre de 2004 la Ciudad de Scottsdale, Condado de Maricopa, Arizona, celebró una Elección Especial de Franquicia de acuerdo con el Artículo 9, Sección 1, de la Carta Constitucional de la Ciudad de Scottsdale, con el propósito de presentarles a los votantes la Pregunta 1 para considerar si se le debe otorgar el contrato de franquicia propuesto al Arizona Public Service (APS); y

VISTO QUE, los Estatutos Revisados de Arizona 16-642 ordena que el Concejo de la Ciudad haga el escrutinio de los resultados de la elección no menos de seis (6) días, ni más de quince (15) días después de la elección; y

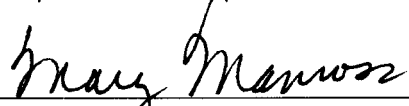
VISTO QUE, el Concejo de la Ciudad de Scottsdale, habiendo hecho el escrutinio de los resultados de la Elección Especial de Franquicia, encuentra los resultados ser como se declaran en esta resolución.

AHORA, POR CONSIGUIENTE, RESUELVE el Concejo de la Ciudad de Scottsdale como lo que sigue:

1. Los resultaos del escrutinio se han determinado, el escrutinio oficial de la Elección Especial de Franquicia de la Ciudad de Scottsdale que se celebró el 2 de noviembre de 2004 son como lo que sigue:
 - a) Un resumen del número de boletas emitidas en cada precinto para la Pregunta 1 se muestra en el Documento de Prueba A, adjunto a esto e incorporado por esta referencia.
 - b) Información detallada por grupo de precintos de boletas emitidas por precinto se muestra en el Documento de Prueba B adjunto a esto e incorporado por esta referencia.
2. La Pregunta 1, recibió un número de votos que fue más que una mayoría de los votos emitidos, fue aprobada por los electores habilitados.


PASADA Y ADOPTADA por el Concejo de la Ciudad de Scottsdale este día 16 de noviembre de 2004.

CIUDAD DE SCOTTSDALE,
una corporación municipal de Arizona




Mary Manross
Alcalde

CERTIFICA:



Carolyn Jagger
Secretaria de la Ciudad


APROBADA EN FORMA:




Joseph R. Bertoldo
Abogado de la Ciudad

Resolution No. 6586
November 16, 2004
Page 2

ATTEST:


Carolyn Jagger
City Clerk

APPROVED AS TO FORM:


Joseph R. Bertoldo
City Attorney

RESOLUTION NO. 6586/RESOLUCION NO. 6586
 CANVASS OF SPECIAL FRANCHISE ELECTION/EXAMEN OFICIAL DE VOTAS DE LA ELECCIÓN ESPECIAL DE FRANQUICIA
 NOVEMBER 2, 2004/2 DE NOVIEMBRE DE 2004

EXHIBIT "A"/DOCUMENTO DE PRUEBA "A"
 OFFICIAL RETURNS
 CITY OF SCOTTSDALE
 NOVEMBER 2, 2004 SPECIAL FRANCHISE ELECTION
 2 DE NOVIEMBRE DE 2004 ELECCIÓN ESPECIAL DE FRANQUICIA

QUESTION 1 - APS FRANCHISE AGREEMENT		21	41	66	71	75	84	100	144	153	164	166	173	182	196	210	212
YES		225	609	1,571	400	626	397	587	493	515	801	605	588	529	404	771	358
NO		66	168	422	132	158	141	127	146	150	214	229	260	189	128	231	115
YES		213	229	235	261	347	350	383	394	417	424	430	438	459	469	474	481
NO		1,090	455	1,027	472	580	425	778	659	1,114	1	397	646	362	831	573	1,211
YES		200	218	298	93	253	101	346	264	253	0	118	195	83	159	214	249
YES		482	483	484	488	618	630	636	637	641	643	664	671	686	690	693	706
NO		1,066	393	456	873	808	597	1,220	1,539	838	495	407	570	681	1,988	547	713
YES		260	125	250	304	330	122	259	349	164	137	114	240	183	484	90	236
YES		714	716	717	718	719	730	731	736	739	740	743	744	767	770	771	775
NO		749	753	1,212	1,957	915	517	338	524	515	567	1,781	-	400	701	916	682
YES		234	187	251	404	212	207	116	96	204	210	421	-	163	167	262	154
YES		779	781	784	792	801	824	828	842	856	859	929	931	958	976	1,004	1,005
NO		458	584	1,134	383	601	653	861	966	470	812	1,731	662	577	1,543	788	1,753
YES		103	191	300	140	191	119	182	208	194	211	292	225	248	400	319	451
YES		1,010	1,021	1,040													
NO		1,318	492	1,922													

QUESTION 1 - FRANCHISE	
YES	63,526 78.39%
NO	17,517 21.61%
TOTAL	81,043

TOTAL REGISTERED VOTERS:	130,628
TOTAL BALLOTS CAST:	109,469
REJECTED BALLOTS:	1544
TURNOUT:	83.80%

CITY OF SCOTTSDALE
NOVEMBER 2, 2004 SPECIAL FRANCHISE ELECTION
2 DE NOVIEMBRE DE 2004 ELECCIÓN ESPECIAL DE FRANQUICIA
EXHIBIT "B"/DOCUMENTO DE PRUEBA "B"

PRECINCT	Reg Voters	Ballots Cast	Turnout	QUESTION 1 - APS FRANCHISE			
				Yes	%	No	%
21	582	432	74.23%	225	77.32%	66	22.68%
41	1,080	956	88.52%	609	78.38%	168	21.62%
66	2,968	2,570	86.59%	1,571	78.83%	422	21.17%
71	793	694	87.52%	400	75.19%	132	24.81%
75	1,177	1,025	87.09%	626	79.85%	158	20.15%
84	850	751	88.35%	397	73.79%	141	26.21%
100	1,077	937	87.00%	587	82.21%	127	17.79%
144	1,025	833	81.27%	493	77.15%	146	22.85%
153	1,079	924	85.63%	515	77.44%	150	22.56%
164	1,647	1,365	82.88%	801	78.92%	214	21.08%
166	1,331	1,091	81.97%	605	72.54%	229	27.46%
173	1,531	1,192	77.86%	588	69.34%	260	30.66%
182	1,225	993	81.06%	529	73.68%	189	26.32%
196	858	722	84.15%	404	75.94%	128	24.06%
210	1,702	1,426	83.78%	771	76.95%	231	23.05%
212	829	684	82.51%	358	75.69%	115	24.31%
213	1,980	1,755	88.64%	1,090	84.50%	200	15.50%
229	1,234	914	74.07%	455	67.61%	218	32.39%
235	2,196	1,866	84.97%	1,027	77.51%	298	22.49%
261	816	724	88.73%	472	83.54%	93	16.46%
347	1,446	1,165	80.57%	580	69.63%	253	30.37%
350	758	704	92.88%	425	80.80%	101	19.20%
383	1,841	1,457	79.14%	778	69.22%	346	30.78%
394	1,599	1,242	77.67%	659	71.40%	264	28.60%
417	2,105	1,803	85.65%	1,114	81.49%	253	18.51%
424	4	2	50.00%	1	100.00%	0	0.00%
430	916	724	79.04%	397	77.09%	118	22.91%
438	1,384	1,159	83.74%	646	76.81%	195	23.19%
459	746	632	84.72%	362	81.35%	83	18.65%
469	1,468	1,265	86.17%	831	83.94%	159	16.06%
474	1,444	1,104	76.45%	573	72.81%	214	27.19%
481	2,137	1,891	88.49%	1,211	82.95%	249	17.05%
482	2,161	1,861	86.12%	1,066	80.39%	260	19.61%
483	877	714	81.41%	393	75.87%	125	24.13%
484	1,199	874	72.89%	456	64.59%	250	35.41%
488	2,631	1,844	70.09%	873	74.17%	304	25.83%
618	1,954	1,532	78.40%	808	71.00%	330	29.00%
630	1,079	942	87.30%	597	83.03%	122	16.97%
636	2,188	1,930	88.21%	1,220	82.49%	259	17.51%
637	3,213	2,688	83.66%	1,539	81.51%	349	18.49%
641	1,535	1,311	85.41%	838	83.63%	164	16.37%
643	1,023	854	83.48%	495	78.32%	137	21.68%
664	816	687	84.19%	407	78.12%	114	21.88%
671	1,647	1,181	71.71%	570	70.37%	240	29.63%
686	1,364	1,129	82.77%	681	78.82%	183	21.18%
690	3,418	3,086	90.29%	1,988	80.42%	484	19.58%
693	981	842	85.83%	547	85.87%	90	14.13%
706	1,406	1,217	86.56%	713	75.13%	236	24.87%
714	1,523	1,263	82.93%	749	76.20%	234	23.80%
716	1,409	1,216	86.30%	753	80.11%	187	19.89%
717	2,057	1,868	90.81%	1,212	82.84%	251	17.16%
718	3,450	3,086	89.45%	1,957	82.89%	404	17.11%
719	1,740	1,504	86.44%	915	81.19%	212	18.81%
730	1,236	982	79.45%	517	71.41%	207	28.59%
731	859	680	79.16%	338	74.45%	116	25.55%
736	896	790	88.17%	524	84.52%	96	15.48%

CITY OF SCOTTSDALE
 NOVEMBER 2, 2004 SPECIAL FRANCHISE ELECTION
 2 DE NOVIEMBRE DE 2004 ELECCIÓN ESPECIAL DE FRANQUICIA
 EXHIBIT "B"/DOCUMENTO DE PRUEBA "B"

739	1,243	975	78.44%	515	71.63%	204	28.37%
740	1,277	1,064	83.32%	567	72.97%	210	27.03%
743	3,536	2,976	84.16%	1,781	80.88%	421	19.12%
744	2	0	0.00%	0	0.00%	0	0.00%
767	937	752	80.26%	400	71.05%	163	28.95%
770	1,311	1,156	88.18%	701	80.76%	167	19.24%
771	2,178	1,782	81.82%	916	77.76%	262	22.24%
775	1,303	1,119	85.88%	682	81.58%	154	18.42%
779	810	725	89.51%	458	81.64%	103	18.36%
781	1,311	1,026	78.26%	584	75.35%	191	24.65%
784	2,874	2,158	75.09%	1,134	79.08%	300	20.92%
792	1,076	757	70.35%	383	73.23%	140	26.77%
801	1,381	1,114	80.67%	601	75.88%	191	24.12%
824	1,038	964	92.87%	653	84.59%	119	15.41%
828	1,741	1,543	88.63%	861	82.55%	182	17.45%
842	1,709	1,529	89.47%	966	82.28%	208	17.72%
856	1,113	860	77.27%	470	70.78%	194	29.22%
859	1,581	1,380	87.29%	812	79.37%	211	20.63%
929	3,172	2,759	86.98%	1,731	85.57%	292	14.43%
931	1,393	1,170	83.99%	662	74.63%	225	25.37%
958	1,388	1,054	75.94%	577	69.94%	248	30.06%
976	3,202	2,780	86.82%	1,543	79.41%	400	20.59%
1004	1,811	1,439	79.46%	788	71.18%	319	28.82%
1005	3,173	2,884	90.89%	1,753	79.54%	451	20.46%
1010	2,782	2,277	81.85%	1,318	81.97%	290	18.03%
1021	1,074	857	79.80%	492	78.85%	132	21.15%
1040	3,722	3,286	88.29%	1,922	80.49%	466	19.51%
Totals	130,628	109,469	83.80%	63,526	78.39%	17,517	21.61%

	TOTAL VOTES	%	ELECTION DAY	EARLY	PROVISIONAL
PRECINCTS COUNTED (OF 83)	83	100.00			
REGISTERED VOTERS - SCOTTSDALE	130,628				
BALLOTS CAST - SCOTTSDALE	109,469		54,286	51,143	4,040
VOTER TURNOUT - SCOTTSDALE.		83.80			
CITY OF SCOTTSDALE QUESTION					
(VOTE FOR NOT MORE THAN) 1					
(WITH 83 OF 83 PRECINCTS COUNTED)					
FOR FRANCHISE	63,526	78.39	28,583	33,139	1,804
AGAINST FRANCHISE.	17,517	21.61	9,912	6,783	822
Over Votes	38		16	21	1
Under Votes	28,388		15,775	11,200	1,413

E

DISTRICT TOTALS CANVASS
 RUN DATE:11/15/04 12:17 PM

MARICOPA COUNTY
 GENERAL ELECTION
 NOVEMBER 2, 2004

FINAL RESULTS
 REPORT-EL52 PAGE 0003

WITH 83 OF 83 PRECINCTS REPORTING

CITY OF SCOTTSDALE QUESTION
 (VOTE FOR NOT MORE THAN) 1
 01 = FOR FRANCHISE
 02 = AGAINST FRANCHISE

VOTES PERCENT
 63,526 78.39
 17,517 21.61

VOTES PERCENT
 38
 28,388

	01	02	03	04
0021 ANGUS	225	66	0	141
0041 BARNES	609	168	0	179
0066 BRONCO	1571	422	0	577
0071 BUENA TERRA	400	132	0	162
0075 CACTUS GLEN	626	158	1	240
0084 CAMELVIEW	397	141	0	213
0100 CASCADE	587	127	1	222
0144 CHAPARRAL	493	146	0	194
0153 CIELO	515	150	1	258
0164 COCOPA	801	214	0	350
0166 COLUMBUS	605	229	1	256
0173 CONTINENTAL	588	260	0	344
0182 CORONADO	529	189	0	275
0196 CRESTWOOD	404	128	0	190
0210 DEER CANYON	771	231	0	424
0212 DEERVIEW	358	115	0	211
0213 DEL JOYA	1090	200	0	465
0229 DIAMOND	455	218	0	241
0235 DREYFUS	1027	298	0	541
0261 EXETER	472	93	0	159
0347 GRACE	580	253	0	332
0350 GRANITE MOUNTAIN	425	101	0	178
0383 HOHOKAM	778	346	0	333
0394 HUBBELL	659	264	0	319
0417 KALIL	1114	253	1	435
0424 KIVA	1	0	0	1
0430 LAKESIDE	397	118	0	209
0438 LAUREL	646	195	1	317
0459 LUCAS	362	83	0	187
0469 MALAPAI	831	159	0	275
0474 MARICOPA	573	214	1	316
0481 MCCORMICK EAST	1211	249	0	431
0482 MCCORMICK WEST	1066	260	0	535
0483 MCDONALD	393	125	0	196
0484 MCKELLIPS PARK	456	250	0	168
0488 MEADOW HILLS	873	304	1	666
0618 MOHAVE	808	330	0	394
0630 MOONSET	597	122	0	223
0636 MOUNTAIN VISTA	1220	259	1	450
0637 MOUNTAINSIDE	1539	349	1	799
0641 MUSTANG	838	164	1	308
0643 NAVAJO	495	137	0	222
0664 ORANGE	407	114	0	166
0671 PAIUTE	570	240	0	371
0686 PARK MEADOWS	681	183	0	265
0690 PEAK VIEW	1988	484	0	614
0693 PECOS	547	90	1	204
0706 PEPPERTREE	713	236	0	268
0714 PIMA	749	234	2	278
0716 PINE VALLEY	753	187	0	276
0717 PINNACLE PEAK	1212	251	0	405
0718 PINNACLE SOUTH	1957	404	1	724
0719 PINNACLE WEST	915	212	0	377
0730 PRINCETON	517	207	0	258

DISTRICT TOTALS CANVASS
 RUN DATE:11/15/04 12:17 PM

MARICOPA COUNTY
 GENERAL ELECTION
 NOVEMBER 2, 2004

FINAL RESULTS

REPORT-EL52 PAGE 0004

WITH 83 OF 83 PRECINCTS REPORTING

CITY OF SCOTTSDALE QUESTION
 (VOTE FOR NOT MORE THAN) 1
 01 = FOR FRANCHISE
 02 = AGAINST FRANCHISE

VOTES PERCENT

VOTES PERCENT

63,526 78.39
 17,517 21.61

03 = OVER VOTES
 04 = UNDER VOTES

38
 28,388

(CONTINUED FROM PREVIOUS PAGE)

	01	02	03	04
0731 PUEBLO	338	116	0	226
0736 RAINTREE	524	96	0	170
0739 REDWING	515	204	1	255
0740 RHODES	567	210	1	286
0743 RIO MONTANA	1781	421	0	774
0744 RIO VERDE	0	0	0	0
0767 SALT RIVER	400	163	1	188
0770 SAN SIMON	701	167	1	287
0771 SAN VICTOR	916	262	2	602
0775 SANDY SHORES	682	154	0	283
0779 SANTO	458	103	0	164
0781 SCOTTSDALE	584	191	1	250
0784 SENTRY	1134	300	2	722
0792 SHAWNEE	383	140	0	234
0801 SILVER SPUR	601	191	1	321
0824 STAGECOACH	653	119	0	192
0828 STONEGATE	861	182	0	500
0842 SUNDOWN	966	208	1	354
0856 SUPAI	470	194	1	195
0859 SUTTON	812	211	0	357
0929 TERRAVITA	1731	292	1	735
0931 THORNWOOD	662	225	0	283
0958 VIRGINIA	577	248	0	229
0976 WESTWORLD	1543	400	1	836
1004 YUMA	788	319	1	331
1005 PINNACLE VISTA	1753	451	1	679
1010 SALTILLO	1318	290	2	667
1021 WINDRUNNER	492	132	0	233
1040 GREY HAWK	1922	466	5	893

DISTRICT TOTALS CANVASS
 RUN DATE:11/15/04 12:17 PM

MARICOPA COUNTY
 GENERAL ELECTION
 NOVEMBER 2, 2004

FINAL RESULTS

REPORT-EL52

PAGE 0001

WITH 83 OF 83 PRECINCTS REPORTING

	TOTAL	PERCENT
01 = REGISTERED VOTERS - SCOTTSDALE	130,628	
02 = BALLOTS CAST - SCOTTSDALE	109,469	

	TOTAL	PERCENT
03 = VOTER TURNOUT - SCOTTSDALE		83.80

	01	02	03
0021 ANGUS	582	432	74.23
0041 BARNES	1080	956	88.52
0066 BRONCO	2968	2570	86.59
0071 BUENA TERRA	793	694	87.52
0075 CACTUS GLEN	1177	1025	87.09
0084 CAMELVIEW	850	751	88.35
0100 CASCADE	1077	937	87.00
0144 CHAPARRAL	1025	833	81.27
0153 CIELO	1079	924	85.63
0164 COCOPAH	1647	1365	82.88
0166 COLUMBUS	1331	1091	81.97
0173 CONTINENTAL	1531	1192	77.86
0182 CORONADO	1225	993	81.06
0196 CRESTWOOD	858	722	84.15
0210 DEER CANYON	1702	1426	83.78
0212 DEERVVIEW	829	684	82.51
0213 DEL JOYA	1980	1755	88.64
0229 DIAMOND	1234	914	74.07
0235 DREYFUS	2196	1866	84.97
0261 EXETER	816	724	88.73
0347 GRACE	1446	1165	80.57
0350 GRANITE MOUNTAIN	758	704	92.88
0383 HOHOKAM	1841	1457	79.14
0394 HUBBELL	1599	1242	77.67
0417 KALIL	2105	1803	85.65
0424 KIVA	4	2	50.00
0430 LAKESIDE	916	724	79.04
0438 LAUREL	1384	1159	83.74
0459 LUCAS	746	632	84.72
0469 MALAPAI	1468	1265	86.17
0474 MARICOPA	1444	1104	76.45
0481 MCCORMICK EAST	2137	1891	88.49
0482 MCCORMICK WEST	2161	1861	86.12
0483 MCDONALD	877	714	81.41
0484 MCKELLIPS PARK	1199	874	72.89
0488 MEADOW HILLS	2631	1844	70.09
0618 MOHAVE	1954	1532	78.40
0630 MOONSET	1079	942	87.30
0636 MOUNTAIN VISTA	2188	1930	88.21
0637 MOUNTAINSIDE	3213	2688	83.66
0641 MUSTANG	1535	1311	85.41
0643 NAVAJO	1023	854	83.48
0664 ORANGE	816	687	84.19
0671 PAIUTE	1647	1181	71.71
0686 PARK MEADOWS	1364	1129	82.77
0690 PEAK VIEW	3418	3086	90.29
0693 PECOS	981	842	85.83
0706 PEPPERTREE	1406	1217	86.56
0714 PIMA	1523	1263	82.93
0716 PINE VALLEY	1409	1216	86.30
0717 PINNACLE PEAK	2057	1868	90.81
0718 PINNACLE SOUTH	3450	3086	89.45
0719 PINNACLE WEST	1740	1504	86.44
0730 PRINCETON	1236	982	79.45
0731 PUEBLO	859	680	79.16
0736 RAINTREE	896	790	88.17

DISTRICT TOTALS CANVASS
RUN DATE:11/15/04 12:17 PM

MARICOPA COUNTY
GENERAL ELECTION
NOVEMBER 2, 2004

FINAL RESULTS
REPORT-EL52 PAGE 0002

WITH 83 OF 83 PRECINCTS REPORTING

01 = REGISTERED VOTERS - SCOTTSDALE
02 = BALLOTS CAST - SCOTTSDALE

TOTAL PERCENT
130,628
109,469

03 = VOTER TURNOUT - SCOTTSDALE

TOTAL PERCENT
83.80

(CONTINUED FROM PREVIOUS PAGE)

	01	02	03
0739 REDWING	1243	. 975	78.44
0740 RHODES	1277	1064	83.32
0743 RIO MONTANA	3536	2976	84.16
0744 RIO VERDE	2	. 0	.00
0767 SALT RIVER	937	. 752	80.26
0770 SAN SIMON	1311	1156	88.18
0771 SAN VICTOR	2178	1782	81.82
0775 SANDY SHORES	1303	1119	85.88
0779 SANTO	810	. 725	89.51
0781 SCOTTSDALE	1311	1026	78.26
0784 SENTRY	2874	2158	75.09
0792 SHAWNEE	1076	. 757	70.35
0801 SILVER SPUR	1381	1114	80.67
0824 STAGECOACH	1038	. 964	92.87
0828 STONEGATE	1741	1543	88.63
0842 SUNDOWN	1709	1529	89.47
0856 SUPAI	1113	. 860	77.27
0859 SUTTON	1581	1380	87.29
0929 TERRAVITA	3172	2759	86.98
0931 THORNWOOD	1393	1170	83.99
0958 VIRGINIA	1388	1054	75.94
0976 WESTWORLD	3202	2780	86.82
1004 YUMA	1811	1439	79.46
1005 PINNACLE VISTA	3173	2884	90.89
1010 SALTILLO	2782	2277	81.85
1021 WINDRUNNER	1074	. 857	79.80
1040 GREY HAWK	3722	3286	88.29

**CITY OF SCOTTSDALE
SPECIAL ELECTION
02-Nov-04
PROVISIONAL BALLOT**

PRCT #	PRCT NAME	REJECTS
0021	ANGUS	7
0041	BARNES	3
0066	BRONCO	25
0071	BUENA TERRA	6
0075	CACTUS GLEN	13
0084	CAMELVIEW	16
0100	CASCADE	8
0144	CHAPARRAL	6
0153	CIELO	17
0164	COCOPAH	34
0166	COLUMBUS	20
0173	CONTINENTAL	32
0182	CORONADO	19
0196	CRESTWOOD	5
0210	DEER CANYON	12
0212	DEERVIEW	15
0213	DEL JOYA	18
0229	DIAMOND	13
0235	DREYFUS	39
0261	EXETER	4
0347	GRACE	19
0350	GRANITE MOUNTAIN	4
0383	HOHOKAM	14
0394	HUBBELL	19
0417	KALIL	13
0424	KIVA	15
0430	LAKESIDE	12
0438	LAUREL	17
0459	LUCAS	8
0469	MALAPAI	4
0474	MARICOPA	26
0481	MCCORMICK EAST	13
0482	MCCORMICK WEST	32
0483	MCDONALD	9
0484	MCKELLIPS PARK	14
0488	MEADOW HILLS	28
0618	MOHAVE	27
0630	MOONSET	19
0636	MOUNTAIN VISTA	14
0637	MOUNTAINSIDE	29
0641	MUSTANG	27
0643	NAVAJO	17
0664	ORANGE	8

0671 PAIUTE	19
0686 PARK MEADOWS	7
0690 PEAK VIEW	39
0693 PECOS	3
0706 PEPPERTREE	10
0714 PIMA	11
0716 PINE VALLEY	7
0717 PINNACLE PEAK	33
0718 PINNACLE SOUTH	30
0719 PINNACLE WEST	18
0730 PRINCETON	19
0731 PUEBLO	21
0736 RAINTREE	9
0739 REDWING	10
0740 RHODES	10
0743 RIO MONTANA	44
0744 RIO VERDE	19
0767 SALT RIVER	19
0770 SAN SIMON	14
0771 SAN VICTOR	40
0775 SANDY SHORES	17
0779 SANTO	10
0781 SCOTTSDALE	10
0784 SENTRY	23
0792 SHAWNEE	21
0801 SILVER SPUR	20
0824 STAGECOACH	3
0828 STONEGATE	18
0842 SUNDOWN	12
0856 SUPAI	9
0859 SUTTON	14
0929 TERRAVITA	16
0931 THORNWOOD	10
0958 VIRGINIA	20
0976 WESTWORLD	34
1004 YUMA	16
1005 PINNACLE VISTA	58
1010 SALTILLO	39
1021 WINDRUNNER	12
1040 GREY HAWK	56
TOTAL	1500

CITY OF SCOTTSDALE
SPECIAL ELECTION
02-Nov-04

EARLY BALLOT

PRCT #	PRECINCT NAME	REJECTS	Comment
0213	DEL JOYA	1	BAD SIG
0636	MOUNTAIN VISTA	1	BAD SIG
0637	MOUNTAINSIDE	1	BAD SIG
0690	PEAK VIEW	1	BAD SIG
0714	PIMA	1	BAD SIG
0718	PINNACLE SOUTH	2	BAD SIG
0842	SUNDOWN	1	BAD SIG
1005	PINNACLE VISTA	1	BAD SIG
0021	ANGUS	1	NO SIG
0066	BRONCO	1	NO SIG
0153	CIELO	1	NO SIG
0166	COLUMBUS	1	NO SIG
0173	CONTINENTAL	2	NO SIG
0210	DEER CANYON	1	NO SIG
0229	DIAMOND	2	NO SIG
0481	MCCORMICK EAST	1	NO SIG
0637	MOUNTAINSIDE	2	NO SIG
0716	PINE VALLEY	1	NO SIG
0717	PINNACLE PEAK	1	NO SIG
0719	PINNACLE WEST	1	NO SIG
0730	PRINCETON	1	NO SIG
0740	RHODES	1	NO SIG
0743	RIO MONTANA	1	NO SIG
0771	SAN VICTOR	2	NO SIG
0779	SANTO	1	NO SIG
0781	SCOTTSDALE	4	NO SIG
0784	SENTRY	1	NO SIG
0842	SUNDOWN	1	NO SIG
0929	TERRAVITA	1	NO SIG
0931	THORNWOOD	1	NO SIG
0976	WESTWORLD	4	NO SIG
1010	SALTILLO	2	NO SIG

TOTAL

44