

**RESOLUTION NO. 7013**

A RESOLUTION OF THE COUNCIL OF THE CITY OF SCOTTSDALE,  
ARIZONA, DECLARING THE OFFICIAL CANVASS OF VOTES CAST IN THE  
CITY OF SCOTTSDALE SPECIAL ELECTION HELD SEPTEMBER 12, 2006.

WHEREAS, the City of Scottsdale, Arizona, held a Special Election on September 12, 2006 pursuant to Article 9, Section 1 of the Scottsdale City Charter, for the purpose of presenting Proposition 401 to the qualified electors of the City; and

WHEREAS, Proposition 401 referred to the qualified electors of the City of Scottsdale, for approval or disapproval, with certain exceptions, Ordinance No. 3658, entitled "An ordinance of the Council of the City of Scottsdale, Arizona, repealing sections 16-236 through 16-259 of the Scottsdale Revised Code and replacing them with new regulations related to sexually oriented businesses in Chapter 16, Article VII, sections 16-236 through 16-279 of the Scottsdale Revised Code"; and

WHEREAS, A.R.S. § 16-642 requires that the City Council canvass the returns of the election no later than twenty (20) days following the election; and

WHEREAS, the City Council, having canvassed the returns of the September 12, 2006 Special Election, finds the returns to be as stated in this resolution.


NOW, THEREFORE, BE IT RESOLVED by the Council of the City of Scottsdale, Arizona, as follows:

1. The results of the canvass having been determined, the official canvass of the City of Scottsdale Special Election held on September 12, 2006 is as follows:
  - a) A summary of the number of votes cast in each precinct for or against Proposition 401 is shown on Exhibit A, which is attached and incorporated by this reference.
  - b) A precinct group detail of the number of ballots cast and number of rejected ballots by precinct is shown on Exhibit B, which is attached and incorporated by this reference.
2. Proposition 401, which received a number of votes that was less than a majority of the votes cast, was not approved by the qualified voters.


Resolution No. 7013  
September 26, 2006  
Page 2 of 2

PASSED AND ADOPTED by the Council of the City of Scottsdale this 26<sup>th</sup> day of September, 2006.

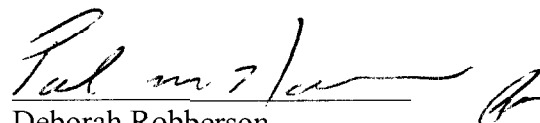
CITY OF SCOTTSDALE,  
an Arizona municipal corporation

  
\_\_\_\_\_  
Mary Manross  
Mayor

ATTEST:

  
\_\_\_\_\_  
Carolyn Jagger  
City Clerk

APPROVED AS TO FORM:

  
\_\_\_\_\_  
Deborah Robberson  
City Attorney

RESOLUTION NO. 7013  
 SEPTEMBER 12, 2006 SPECIAL ELECTION CANVASS

EXHIBIT "A"  
 OFFICIAL RETURNS  
 CITY OF SCOTTSDALE  
 SEPTEMBER 12, 2006 SPECIAL ELECTION

PROPOSITION 401	21	41	66	71	75	84	100	144	153	164	166	173	182	196	210	212
YES	33	218	334	88	139	103	178	130	115	225	172	96	135	127	197	74
NO	48	200	365	144	110	134	139	169	115	192	193	157	191	115	196	97
YES	213	229	235	261	347	350	383	394	417	430	438	459	469	474	481	482
NO	261	144	225	104	99	105	208	206	244	83	145	87	279	122	353	319
YES	256	154	256	130	174	107	288	230	255	104	161	107	213	170	376	261
NO	483	129	488	618	630	636	637	641	643	664	671	686	690	693	706	714
YES	76	178	128	210	134	277	354	201	147	126	111	198	291	171	201	213
NO	121	178	138	291	155	290	401	181	167	133	144	199	292	183	228	250
YES	716	717	718	719	730	731	736	739	740	743	744	767	770	771	775	779
NO	158	353	405	180	183	63	131	174	65	157	0	149	143	191	167	99
YES	168	352	403	194	199	70	147	171	94	133	0	147	169	187	168	140
NO	781	784	792	801	824	828	842	856	859	929	931	958	976	1004	1005	1010
YES	114	126	57	98	148	269	242	157	249	295	178	172	383	272	397	261
NO	182	140	98	126	150	259	271	162	201	240	232	195	329	270	446	254
YES	1021	1040	1085	1086	1092	1137	1138									
NO	96	195	184	134	135	186	262									
YES	110	201	212	191	174	139	299									
NO																

TOTAL REGISTERED VOTERS:	117,574
TOTAL BALLOTS CAST:	34,468
REJECTED BALLOTS:	338
TURNOUT:	29.32%

PROP 401	
YES	15,543 45.09%
NO	16,781 48.69%
UNDERVOTES	2,137 6.20%
OVERVOTES	7 0.02%

CITY OF SCOTTSDALE  
 SEPTEMBER 12, 2006 ELECTION  
 RESOLUTION NO. 7013  
 EXHIBIT "B"

PRECINCT	Reg Voters	Ballots Cast	Turnout	PROP 401			
				Yes	%	No	%
21	475	89	18.74%	33	37.08%	48	53.93%
41	1,035	448	43.29%	218	48.66%	200	44.64%
66	2,711	740	27.30%	334	45.14%	365	49.32%
71	737	246	33.38%	88	35.77%	144	58.54%
75	1,069	267	24.98%	139	52.06%	110	41.20%
84	760	259	34.08%	103	39.77%	134	51.74%
100	993	343	34.54%	178	51.90%	139	40.52%
144	883	319	36.13%	130	40.75%	169	52.98%
153	828	249	30.07%	115	46.18%	115	46.18%
164	1,444	458	31.72%	225	49.13%	192	41.92%
166	1,164	386	33.16%	172	44.56%	193	50.00%
173	1,136	261	22.98%	96	36.78%	157	60.15%
182	977	345	35.31%	135	39.13%	191	55.36%
196	771	256	33.20%	127	49.61%	115	44.92%
210	1,508	435	28.85%	197	45.29%	196	45.06%
212	685	176	25.69%	74	42.05%	97	55.11%
213	1,837	556	30.27%	261	46.94%	256	46.04%
229	968	319	32.95%	144	45.14%	154	48.28%
235	1,973	521	26.41%	225	43.19%	256	49.14%
261	752	253	33.64%	104	41.11%	130	51.38%
347	1,129	290	25.69%	99	34.14%	174	60.00%
350	765	230	30.07%	105	45.65%	107	46.52%
383	1,553	528	34.00%	208	39.39%	288	54.55%
394	1,306	460	35.22%	206	44.78%	230	50.00%
417	1,927	544	28.23%	244	44.85%	255	46.88%
430	738	203	27.51%	83	40.89%	104	51.23%
438	1,249	324	25.94%	145	44.75%	161	49.69%
459	663	206	31.07%	87	42.23%	107	51.94%
469	1,338	530	39.61%	279	52.64%	213	40.19%
474	1,132	309	27.30%	122	39.48%	170	55.02%
481	1,917	757	39.49%	353	46.63%	376	49.67%
482	1,929	631	32.71%	319	50.55%	261	41.36%
483	833	214	25.69%	76	35.51%	121	56.54%
484	1,063	322	30.29%	129	40.06%	178	55.28%
488	1,638	294	17.95%	128	43.54%	138	46.94%
618	1,717	537	31.28%	210	39.11%	291	54.19%
630	1,014	301	29.68%	134	44.52%	155	51.50%
636	2,059	644	31.28%	277	43.01%	290	45.03%
637	3,039	790	26.00%	354	44.81%	401	50.76%
641	1,406	418	29.73%	201	48.09%	181	43.30%
643	866	330	38.11%	147	44.55%	167	50.61%
664	681	276	40.53%	126	45.65%	133	48.19%
671	1,189	269	22.62%	111	41.26%	144	53.53%
686	1,209	407	33.66%	198	48.65%	199	48.89%
690	2,036	620	30.45%	291	46.94%	292	47.10%
693	889	382	42.97%	171	44.76%	183	47.91%
706	1,292	452	34.98%	201	44.47%	228	50.44%
714	1,382	486	35.17%	213	43.83%	250	51.44%
716	1,303	348	26.71%	158	45.40%	168	48.28%
717	2,084	743	35.65%	353	47.51%	352	47.38%

CITY OF SCOTTSDALE  
 SEPTEMBER 12, 2006 ELECTION  
 RESOLUTION NO. 7013  
 EXHIBIT "B"

718	3,441	861	25.02%	405	47.04%	403	46.81%
719	1,638	392	23.93%	180	45.92%	194	49.49%
730	1,120	396	35.36%	183	46.21%	199	50.25%
731	711	140	19.69%	63	45.00%	70	50.00%
736	843	303	35.94%	131	43.23%	147	48.51%
739	1,112	357	32.10%	174	48.74%	171	47.90%
740	994	186	18.71%	65	34.95%	94	50.54%
743	1,254	307	24.48%	157	51.14%	133	43.32%
744	2	0	0.00%	0	0.00%	0	0.00%
767	863	312	36.15%	149	47.76%	147	47.12%
770	1,061	333	31.39%	143	42.94%	169	50.75%
771	1,761	431	24.47%	191	44.32%	187	43.39%
775	1,213	363	29.93%	167	46.01%	168	46.28%
779	780	251	32.18%	99	39.44%	140	55.78%
781	1,138	306	26.89%	114	37.25%	182	59.48%
784	1,408	278	19.74%	126	45.32%	140	50.36%
792	715	169	23.64%	57	33.73%	98	57.99%
801	1,161	244	21.02%	98	40.16%	126	51.64%
824	1,214	311	25.62%	148	47.59%	150	48.23%
828	1,627	549	33.74%	269	49.00%	259	47.18%
842	1,609	561	34.87%	242	43.14%	271	48.31%
856	938	333	35.50%	157	47.15%	162	48.65%
859	1,516	474	31.27%	249	52.53%	201	42.41%
929	1,782	565	31.71%	295	52.21%	240	42.48%
931	1,288	436	33.85%	178	40.83%	232	53.21%
958	1,147	388	33.83%	172	44.33%	195	50.26%
976	3,281	751	22.89%	383	51.00%	329	43.81%
1004	1,559	569	36.50%	272	47.80%	270	47.45%
1005	3,045	893	29.33%	397	44.46%	446	49.94%
1010	2,462	565	22.95%	261	46.19%	254	44.96%
1021	866	216	24.94%	96	44.44%	110	50.93%
1040	1,834	416	22.68%	195	46.88%	201	48.32%
1085	1,366	411	30.09%	184	44.77%	212	51.58%
1086	1,417	345	24.35%	134	38.84%	191	55.36%
1092	1,471	337	22.91%	135	40.06%	174	51.63%
1137	1,588	346	21.79%	186	53.76%	139	40.17%
1138	2,297	602	26.21%	262	43.52%	299	49.67%
<b>Totals</b>	<b>117,574</b>	<b>34,468</b>	<b>29.32%</b>	<b>15,543</b>	<b>45.09%</b>	<b>16,781</b>	<b>48.69%</b>

**MARICOPA COUNTY  
PRIMARY ELECTION SEPTEMBER 12, 2006  
CITY OF SCOTTSDALE  
SUMMARY**

	<b>CANDIDATE</b>	<b>VOTES</b>	<b>BALLOTS CAST</b>	<b>VOTER REG</b>	<b>%</b>
<b>SCOTTSDALE PROPOSITION 401</b>			34,468	117,574	29.32%
	YES	15,543			45.09%
	NO	16,781			48.69%
	Undervote	2,137			6.20%
	Overvote	7			0.02%

**MARICOPA COUNTY  
PRIMARY ELECTION SEPTEMBER 12, 2006  
CITY OF SCOTTSDALE  
REJECTED BALLOTS**

**PROVISIONAL BALLOTS**

PRECINCT	Count
0021 - ANGUS	2
0041 - BARNES	0
0066 - BRONCO	6
0071 - BUENA TERRA	1
0075 - CACTUS GLEN	3
0084 - CAMELVIEW	0
0100 - CASCADE	1
0144 - CHAPARRAL	0
0153 - CIELO	1
0164 - COCOPAH	3
0166 - COLUMBUS	2
0173 - CONTINENTAL	0
0182 - CORONADO	3
0196 - CRESTWOOD	5
0210 - DEER CANYON	1
0212 - DEERVIEW	0
0213 - DEL JOYA	1
0229 - DIAMOND	1
0235 - DREYFUS	2
0261 - EXETER	1
0347 - GRACE	2
0350 - GRANITE MOUNTAIN	7
0383 - HOHOKAM	2
0394 - HUBBELL	1
0417 - KALIL	5
0430 - LAKESIDE	0
0438 - LAUREL	0
0459 - LUCAS	1
0469 - MALAPAI	0
0474 - MARICOPA	1
0481 - MCCORMICK EAST	6
0482 - MCCORMICK WEST	3
0483 - MCDONALD	3
0484 - MCKELLIPS PARK	1
0488 - MEADOW HILLS	5
0618 - MOHAVE	7
0630 - MOONSET	0
0636 - MOUNTAIN VISTA	2
0637 - MOUNTAINSIDE	0
0641 - MUSTANG	1
0643 - NAVAJO	2
0664 - ORANGE	2
0671 - PAIUTE	1
0686 - PARK MEADOWS	0
0690 - PEAK VIEW	1

**MARICOPA COUNTY  
PRIMARY ELECTION SEPTEMBER 12, 2006  
CITY OF SCOTTSDALE  
REJECTED BALLOTS**

**PROVISIONAL BALLOTS**

PRECINCT	Count
0693 - PECOS	1
0706 - PEPPERTREE	3
0714 - PIMA	2
0716 - PINE VALLEY	3
0717 - PINNACLE PEAK	1
0718 - PINNACLE SOUTH	1
0719 - PINNACLE WEST	1
0730 - PRINCETON	2
0731 - PUEBLO	0
0736 - RAIN TREE	0
0739 - REDWING	4
0740 - RHODES	3
0743 - RIO MONTANA	1
0744 - RIO VERDE	0
0767 - SALT RIVER	4
0770 - SAN SIMON	3
0771 - SAN VICTOR	0
0775 - SANDY SHORES	1
0779 - SANTO	0
0781 - SCOTTSDALE	0
0784 - SENTRY	4
0792 - SHAWNEE	1
0801 - SILVER SPUR	0
0824 - STAGECOACH	1
0828 - STONEGATE	3
0842 - SUNDOWN	4
0856 - SUPAI	4
0859 - SUTTON	2
0929 - TERRAVITA	4
0931 - THORNWOOD	2
0958 - VIRGINIA	3
0976 - WESTWORLD	4
1004 - YUMA	7
1005 - PINNACLE VISTA	13
1010 - SALTILLO	4
1021 - WINDRUNNER	2
1040 - GREY HAWK	4
1085 - WESTLAND	2
1086 - LOMA VERDES	1
1092 - MIRADA	6
1137 - HUALAPAI	3
1138 - SIERRA HILLS	2
<b>TOTAL</b>	<b>192</b>



**MARICOPA COUNTY  
PRIMARY ELECTION SEPTEMBER 12, 2006  
CITY OF SCOTTSDALE  
REJECTED BALLOTS**

**EARLY BALLOTS**

PRECINCT	Count
0021 - ANGUS	1
0041 - BARNES	2
0066 - BRONCO	2
0071 - BUENA TERRA	0
0075 - CACTUS GLEN	1
0084 - CAMELVIEW	1
0100 - CASCADE	3
0144 - CHAPARRAL	2
0153 - CIELO	1
0164 - COCOPAH	3
0166 - COLUMBUS	2
0173 - CONTINENTAL	0
0182 - CORONADO	3
0196 - CRESTWOOD	0
0210 - DEER CANYON	2
0212 - DEERVIEW	0
0213 - DEL JOYA	2
0229 - DIAMOND	0
0235 - DREYFUS	3
0261 - EXETER	1
0347 - GRACE	2
0350 - GRANITE MOUNTAIN	0
0383 - HOHOKAM	1
0394 - HUBBELL	1
0417 - KALIL	3
0430 - LAKESIDE	0
0438 - LAUREL	1
0459 - LUCAS	0
0469 - MALAPAI	4
0474 - MARICOPA	1
0481 - MCCORMICK EAST	10
0482 - MCCORMICK WEST	2
0483 - MCDONALD	1
0484 - MCKELLIPS PARK	0
0488 - MEADOW HILLS	1
0618 - MOHAVE	4
0630 - MOONSET	0
0636 - MOUNTAIN VISTA	3
0637 - MOUNTAINSIDE	8
0641 - MUSTANG	2
0643 - NAVAJO	0
0664 - ORANGE	2
0671 - PAIUTE	0
0686 - PARK MEADOWS	0

**MARICOPA COUNTY  
PRIMARY ELECTION SEPTEMBER 12, 2006  
CITY OF SCOTTSDALE  
REJECTED BALLOTS**

**EARLY BALLOTS**

PRECINCT	Count
0690 - PEAK VIEW	0
0693 - PECOS	0
0706 - PEPPERTREE	2
0714 - PIMA	1
0716 - PINE VALLEY	3
0717 - PINNACLE PEAK	6
0718 - PINNACLE SOUTH	4
0719 - PINNACLE WEST	2
0730 - PRINCETON	0
0731 - PUEBLO	0
0736 - RAINTREE	3
0739 - REDWING	0
0740 - RHODES	1
0743 - RIO MONTANA	1
0744 - RIO VERDE	0
0767 - SALT RIVER	1
0770 - SAN SIMON	0
0771 - SAN VICTOR	4
0775 - SANDY SHORES	1
0779 - SANTO	2
0781 - SCOTTSDALE	1
0784 - SENTRY	1
0792 - SHAWNEE	1
0801 - SILVER SPUR	1
0824 - STAGECOACH	2
0828 - STONEGATE	0
0842 - SUNDOWN	1
0856 - SUPAI	1
0859 - SUTTON	1
0929 - TERRAVITA	1
0931 - THORNWOOD	0
0958 - VIRGINIA	3
0976 - WESTWORLD	1
1004 - YUMA	1
1005 - PINNACLE VISTA	4
1010 - SALTILLO	2
1021 - WINDRUNNER	1
1040 - GREY HAWK	0
1085 - WESTLAND	2
1086 - LOMA VERDES	1
1092 - MIRADA	4
1137 - HUALAPAI	3
1138 - SIERRA HILLS	8
<b>TOTAL</b>	<b>146</b>

**MARICOPA COUNTY  
PRIMARY ELECTION SEPTEMBER 12, 2006  
CITY OF SCOTTSDALE  
PRECINCT CANVASS**

<b>SCOTTSDALE PROPOSITION 401</b>			<b>BALLOTS</b>	<b>VOTER</b>	
<b>PRECINCT</b>	<b>CANDIDATE</b>	<b>VOTES</b>	<b>CAST</b>	<b>REG</b>	<b>%</b>
0021 - ANGUS			89	475	18.74%
	YES	33			
	NO	48			
	Undervote	8			
	Overvote	0			
0041 - BARNES			448	1,035	43.29%
	YES	218			
	NO	200			
	Undervote	30			
	Overvote	0			
0066 - BRONCO			740	2,711	27.30%
	YES	334			
	NO	365			
	Undervote	41			
	Overvote	0			
0071 - BUENA TERRA			246	737	33.38%
	YES	88			
	NO	144			
	Undervote	14			
	Overvote	0			
0075 - CACTUS GLEN			267	1,069	24.98%
	YES	139			
	NO	110			
	Undervote	18			
	Overvote	0			
0084 - CAMELVIEW			259	760	34.08%
	YES	103			
	NO	134			
	Undervote	22			
	Overvote	0			
0100 - CASCADE			343	993	34.54%
	YES	178			
	NO	139			
	Undervote	26			
	Overvote	0			
0144 - CHAPARRAL			319	883	36.13%
	YES	130			
	NO	169			
	Undervote	19			
	Overvote	1			

**MARICOPA COUNTY  
 PRIMARY ELECTION SEPTEMBER 12, 2006  
 CITY OF SCOTTSDALE  
 PRECINCT CANVASS**

SCOTTSDALE PROPOSITION 401 PRECINCT	CANDIDATE	VOTES	BALLOTS CAST	VOTER REG	%
0153 - CIELO	YES	115	249	828	30.07%
	NO	115			
	Undervote	19			
	Overvote	0			
0164 - COCOPAH	YES	225	458	1,444	31.72%
	NO	192			
	Undervote	41			
	Overvote	0			
0166 - COLUMBUS	YES	172	386	1,164	33.16%
	NO	193			
	Undervote	21			
	Overvote	0			
0173 - CONTINENTAL	YES	96	261	1,136	22.98%
	NO	157			
	Undervote	8			
	Overvote	0			
0182 - CORONADO	YES	135	345	977	35.31%
	NO	191			
	Undervote	19			
	Overvote	0			
0196 - CRESTWOOD	YES	127	256	771	33.20%
	NO	115			
	Undervote	14			
	Overvote	0			
0210 - DEER CANYON	YES	197	435	1,508	28.85%
	NO	196			
	Undervote	42			
	Overvote	0			
0212 - DEERVIEW	YES	74	176	685	25.69%
	NO	97			
	Undervote	5			
	Overvote	0			

**MARICOPA COUNTY  
 PRIMARY ELECTION SEPTEMBER 12, 2006  
 CITY OF SCOTTSDALE  
 PRECINCT CANVASS**

<b>SCOTTSDALE PROPOSITION 401</b>			<b>BALLOTS</b>	<b>VOTER</b>	
<b>PRECINCT</b>	<b>CANDIDATE</b>	<b>VOTES</b>	<b>CAST</b>	<b>REG</b>	<b>%</b>
0213 - DEL JOYA			556	1,837	30.27%
	YES	261			
	NO	256			
	Undervote	38			
	Overvote	1			
0229 - DIAMOND			319	968	32.95%
	YES	144			
	NO	154			
	Undervote	21			
	Overvote	0			
0235 - DREYFUS			521	1,973	26.41%
	YES	225			
	NO	256			
	Undervote	40			
	Overvote	0			
0261 - EXETER			253	752	33.64%
	YES	104			
	NO	130			
	Undervote	19			
	Overvote	0			
0347 - GRACE			290	1,129	25.69%
	YES	99			
	NO	174			
	Undervote	17			
	Overvote	0			
0350 - GRANITE MOUNTAIN			230	765	30.07%
	YES	105			
	NO	107			
	Undervote	18			
	Overvote	0			
0383 - HOHOKAM			528	1,553	34.00%
	YES	208			
	NO	288			
	Undervote	32			
	Overvote	0			
0394 - HUBBELL			460	1,306	35.22%
	YES	206			
	NO	230			
	Undervote	24			
	Overvote	0			

**MARICOPA COUNTY  
 PRIMARY ELECTION SEPTEMBER 12, 2006  
 CITY OF SCOTTSDALE  
 PRECINCT CANVASS**

<b>SCOTTSDALE PROPOSITION 401</b>			<b>BALLOTS</b>	<b>VOTER</b>	
<b>PRECINCT</b>	<b>CANDIDATE</b>	<b>VOTES</b>	<b>CAST</b>	<b>REG</b>	<b>%</b>
0417 - KALIL			544	1,927	28.23%
	YES	244			
	NO	255			
	Undervote	45			
	Overvote	0			
0430 - LAKESIDE			203	738	27.51%
	YES	83			
	NO	104			
	Undervote	16			
	Overvote	0			
0438 - LAUREL			324	1,249	25.94%
	YES	145			
	NO	161			
	Undervote	18			
	Overvote	0			
0459 - LUCAS			206	663	31.07%
	YES	87			
	NO	107			
	Undervote	12			
	Overvote	0			
0469 - MALAPAI			530	1,338	39.61%
	YES	279			
	NO	213			
	Undervote	38			
	Overvote	0			
0474 - MARICOPA			309	1,132	27.30%
	YES	122			
	NO	170			
	Undervote	17			
	Overvote	0			
0481 - MCCORMICK EAST			757	1,917	39.49%
	YES	353			
	NO	376			
	Undervote	28			
	Overvote	0			
0482 - MCCORMICK WEST			631	1,929	32.71%
	YES	319			
	NO	261			
	Undervote	51			
	Overvote	0			

**MARICOPA COUNTY  
 PRIMARY ELECTION SEPTEMBER 12, 2006  
 CITY OF SCOTTSDALE  
 PRECINCT CANVASS**

<b>SCOTTSDALE PROPOSITION 401 PRECINCT</b>	<b>CANDIDATE</b>	<b>VOTES</b>	<b>BALLOTS CAST</b>	<b>VOTER REG</b>	<b>%</b>
0483 - MCDONALD			214	833	25.69%
	YES	76			
	NO	121			
	Undervote	17			
	Overvote	0			
0484 - MCKELLIPS PARK			322	1,063	30.29%
	YES	129			
	NO	178			
	Undervote	15			
	Overvote	0			
0488 - MEADOW HILLS			294	1,638	17.95%
	YES	128			
	NO	138			
	Undervote	28			
	Overvote	0			
0618 - MOHAVE			537	1,717	31.28%
	YES	210			
	NO	291			
	Undervote	35			
	Overvote	1			
0630 - MOONSET			301	1,014	29.68%
	YES	134			
	NO	155			
	Undervote	12			
	Overvote	0			
0636 - MOUNTAIN VISTA			644	2,059	31.28%
	YES	277			
	NO	290			
	Undervote	77			
	Overvote	0			
0637 - MOUNTAINSIDE			790	3,039	26.00%
	YES	354			
	NO	401			
	Undervote	35			
	Overvote	0			
0641 - MUSTANG			418	1,406	29.73%
	YES	201			
	NO	181			
	Undervote	36			
	Overvote	0			

**MARICOPA COUNTY  
PRIMARY ELECTION SEPTEMBER 12, 2006  
CITY OF SCOTTSDALE  
PRECINCT CANVASS**

SCOTTSDALE PROPOSITION 401 PRECINCT	CANDIDATE	VOTES	BALLOTS CAST	VOTER REG	%
0643 - NAVAJO	YES	147	330	866	38.11%
	NO	167			
	Undervote	16			
	Overvote	0			
0664 - ORANGE	YES	126	276	681	40.53%
	NO	133			
	Undervote	17			
	Overvote	0			
0671 - PAIUTE	YES	111	269	1,189	22.62%
	NO	144			
	Undervote	14			
	Overvote	0			
0686 - PARK MEADOWS	YES	198	407	1,209	33.66%
	NO	199			
	Undervote	10			
	Overvote	0			
0690 - PEAK VIEW	YES	291	620	2,036	30.45%
	NO	292			
	Undervote	37			
	Overvote	0			
0693 - PECOS	YES	171	382	889	42.97%
	NO	183			
	Undervote	28			
	Overvote	0			
0706 - PEPPERTREE	YES	201	452	1,292	34.98%
	NO	228			
	Undervote	23			
	Overvote	0			
0714 - PIMA	YES	213	486	1,382	35.17%
	NO	250			
	Undervote	23			
	Overvote	0			



**MARICOPA COUNTY  
PRIMARY ELECTION SEPTEMBER 12, 2006  
CITY OF SCOTTSDALE  
PRECINCT CANVASS**

SCOTTSDALE PROPOSITION 401 PRECINCT	CANDIDATE	VOTES	BALLOTS CAST	VOTER REG	%
0716 - PINE VALLEY			348	1,303	26.71%
	YES	158			
	NO	168			
	Undervote	22			
	Overvote	0			
0717 - PINNACLE PEAK			743	2,084	35.65%
	YES	353			
	NO	352			
	Undervote	37			
	Overvote	1			
0718 - PINNACLE SOUTH			861	3,441	25.02%
	YES	405			
	NO	403			
	Undervote	53			
	Overvote	0			
0719 - PINNACLE WEST			392	1,638	23.93%
	YES	180			
	NO	194			
	Undervote	18			
	Overvote	0			
0730 - PRINCETON			396	1,120	35.36%
	YES	183			
	NO	199			
	Undervote	14			
	Overvote	0			
0731 - PUEBLO			140	711	19.69%
	YES	63			
	NO	70			
	Undervote	7			
	Overvote	0			
0736 - RAINTREE			303	843	35.94%
	YES	131			
	NO	147			
	Undervote	24			
	Overvote	1			
0739 - REDWING			357	1,112	32.10%
	YES	174			
	NO	171			
	Undervote	12			
	Overvote	0			

**MARICOPA COUNTY  
PRIMARY ELECTION SEPTEMBER 12, 2006  
CITY OF SCOTTSDALE  
PRECINCT CANVASS**

<b>SCOTTSDALE PROPOSITION 401 PRECINCT</b>	<b>CANDIDATE</b>	<b>VOTES</b>	<b>BALLOTS CAST</b>	<b>VOTER REG</b>	<b>%</b>
0740 - RHODES	YES	65	186	994	18.71%
	NO	94			
	Undervote	27			
	Overvote	0			
0743 - RIO MONTANA	YES	157	307	1,254	24.48%
	NO	133			
	Undervote	17			
	Overvote	0			
0744 - RIO VERDE	YES	0	0	2	0.00%
	NO	0			
	Undervote	0			
	Overvote	0			
0767 - SALT RIVER	YES	149	312	863	36.15%
	NO	147			
	Undervote	15			
	Overvote	1			
0770 - SAN SIMON	YES	143	333	1,061	31.39%
	NO	169			
	Undervote	21			
	Overvote	0			
0771 - SAN VICTOR	YES	191	431	1,761	24.47%
	NO	187			
	Undervote	52			
	Overvote	1			
0775 - SANDY SHORES	YES	167	363	1,213	29.93%
	NO	168			
	Undervote	28			
	Overvote	0			
0779 - SANTO	YES	99	251	780	32.18%
	NO	140			
	Undervote	12			
	Overvote	0			

**MARICOPA COUNTY  
PRIMARY ELECTION SEPTEMBER 12, 2006  
CITY OF SCOTTSDALE  
PRECINCT CANVASS**

SCOTTSDALE PROPOSITION 401 PRECINCT	CANDIDATE	VOTES	BALLOTS CAST	VOTER REG	%
0781 - SCOTTSDALE	YES	114	306	1,138	26.89%
	NO	182			
	Undervote	10			
	Overvote	0			
0784 - SENTRY	YES	126	278	1,408	19.74%
	NO	140			
	Undervote	12			
	Overvote	0			
0792 - SHAWNEE	YES	57	169	715	23.64%
	NO	98			
	Undervote	14			
	Overvote	0			
0801 - SILVER SPUR	YES	98	244	1,161	21.02%
	NO	126			
	Undervote	20			
	Overvote	0			
0824 - STAGECOACH	YES	148	311	1,214	25.62%
	NO	150			
	Undervote	13			
	Overvote	0			
0828 - STONEGATE	YES	269	549	1,627	33.74%
	NO	259			
	Undervote	21			
	Overvote	0			
0842 - SUNDOWN	YES	242	561	1,609	34.87%
	NO	271			
	Undervote	48			
	Overvote	0			
0856 - SUPAI	YES	157	333	938	35.50%
	NO	162			
	Undervote	14			
	Overvote	0			

**MARICOPA COUNTY  
 PRIMARY ELECTION SEPTEMBER 12, 2006  
 CITY OF SCOTTSDALE  
 PRECINCT CANVASS**

SCOTTSDALE PROPOSITION 401 PRECINCT	CANDIDATE	VOTES	BALLOTS CAST	VOTER REG	%
0859 - SUTTON	YES	249	474	1,516	31.27%
	NO	201			
	Undervote	24			
	Overvote	0			
0929 - TERRAVITA	YES	295	565	1,782	31.71%
	NO	240			
	Undervote	30			
	Overvote	0			
0931 - THORNWOOD	YES	178	436	1,288	33.85%
	NO	232			
	Undervote	26			
	Overvote	0			
0958 - VIRGINIA	YES	172	388	1,147	33.83%
	NO	195			
	Undervote	21			
	Overvote	0			
0976 - WESTWORLD	YES	383	751	3,281	22.89%
	NO	329			
	Undervote	39			
	Overvote	0			
1004 - YUMA	YES	272	569	1,559	36.50%
	NO	270			
	Undervote	27			
	Overvote	0			
1005 - PINNACLE VISTA	YES	397	893	3,045	29.33%
	NO	446			
	Undervote	50			
	Overvote	0			
1010 - SALTILLO	YES	261	565	2,462	22.95%
	NO	254			
	Undervote	50			
	Overvote	0			

**MARICOPA COUNTY  
PRIMARY ELECTION SEPTEMBER 12, 2006  
CITY OF SCOTTSDALE  
PRECINCT CANVASS**

SCOTTSDALE PROPOSITION 401 PRECINCT	CANDIDATE	VOTES	BALLOTS CAST	VOTER REG	%
1021 - WINDRUNNER	YES	96	216	866	24.94%
	NO	110			
	Undervote	10			
	Overvote	0			
1040 - GREY HAWK	YES	195	416	1,834	22.68%
	NO	201			
	Undervote	20			
	Overvote	0			
1085 - WESTLAND	YES	184	411	1,366	30.09%
	NO	212			
	Undervote	15			
	Overvote	0			
1086 - LOMA VERDES	YES	134	345	1,417	24.35%
	NO	191			
	Undervote	20			
	Overvote	0			
1092 - MIRADA	YES	135	337	1,471	22.91%
	NO	174			
	Undervote	28			
	Overvote	0			
1137 - HUALAPAI	YES	186	346	1,588	21.79%
	NO	139			
	Undervote	21			
	Overvote	0			
1138 - SIERRA HILLS	YES	262	602	2,297	26.21%
	NO	299			
	Undervote	41			
	Overvote	0			