

# SCOTTSDALE POLICE DEPARTMENT CRIME LABORATORY BLOOD ALCOHOL FACE SHEET

ANALYSIS DATE 04/24/2024 SEQUENCE NAME 24Apr24

**EQUIPMENT**

Pipettor  Hamilton ML600EH7497  Hamilton ML600EA20851  
 Gas Chromatograph  Agilent US14173023

**INSTRUMENT CALIBRATION**

Vial 1 0.02 calibrator Lot FN03122113 Coefficient of determination (r<sup>2</sup>)  
 Vial 2 0.10 calibrator Lot FN03072301 0.99997  
 Vial 3 0.20 calibrator Lot FN03132302  
 Vial 4 0.40 calibrator Lot FN03052102

**CALIBRATION VERIFICATION AND RESOLUTION TEST**

Vial	Sample	Expected result	Measured result	Manufacturer/lot
5	Blank	Not detected	Not detected	SPD lab 011823WB
6	Volatiles mixture	6 compounds	6 compounds	SPD lab 050721MIX
7	Aqueous control	0.400 g/dL	0.400 g/dL	Lipomed 30012020-A
8	Aqueous control	0.040 g/dL	0.040 g/dL	Lipomed 14082019-B
9	Blood control	0.199 g/dL	0.203 g/dL	ACQ 4110320133/11
20	Aqueous control	0.080 g/dL	0.080 g/dL	Lipomed 20012020-B
31	Blood control	0.199 g/dL	0.203 g/dL	ACQ 4110320133/11
42	Aqueous control	0.080 g/dL	0.079 g/dL	Lipomed 20012020-B
53	Aqueous control	0.400 g/dL	0.402 g/dL	Lipomed 30012020-A
54	Aqueous control	0.040 g/dL	0.041 g/dL	Lipomed 14082019-B
55	Blood control	0.199 g/dL	0.205 g/dL	ACQ 4110320133/11
56	Blank	Not detected	Not detected	SPD lab 032824AQ

**SUBJECT SAMPLES**

Subjects in the sequence 20 Subjects requiring reanalysis 0

**ADDITIONAL NOTES:** All testing proceeded as expected.  
 \_\_\_\_\_  
 \_\_\_\_\_  
 \_\_\_\_\_

Run valid  [Signature] Run valid  [Signature]  
 Run invalid  Analyst Run invalid  Technical Reviewer

# Scottsdale Police Department Crime Laboratory Sequence Quality Assurance Summary

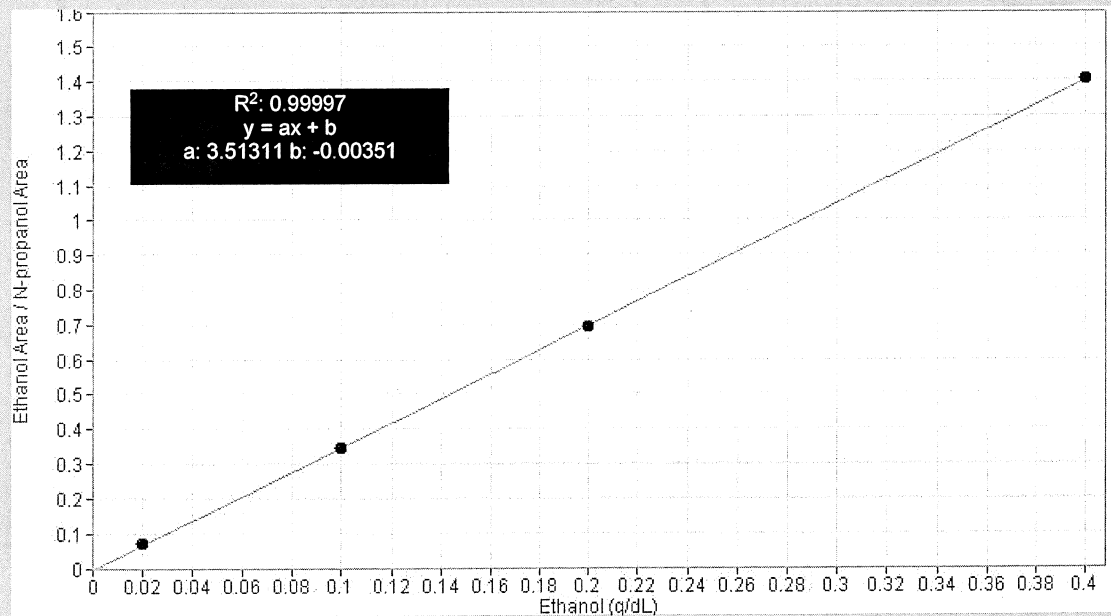
SEQUENCE NAME: 24Apr24

ANALYST: Abbott *dh*

Sample Name	Vial	Measured Value (g/dL)	Expected Value (g/dL)	Percent Difference	Absolute Difference (g/dL)
blank 011823WB	5	negative	negative	-	-
0.400 30012020-A	7	0.400	0.400	0.00	0.000
0.040 14082019-B	8	0.040	0.040	0.00	0.000
0.199 4110320133/11	9	0.203	0.199	2.01	0.004
0.080 20012020-B	20	0.080	0.080	0.00	0.000
0.199 4110320133/11	31	0.203	0.199	2.01	0.004
0.080 20012020-B	42	0.079	0.080	1.25	-0.001
0.400 30012020-A	53	0.402	0.400	0.50	0.002
0.040 14082019-B	54	0.041	0.040	2.50	0.001
0.199 4110320133/11	55	0.205	0.199	3.02	0.006
blank 032824AQ	56	negative	negative	-	-

Calibrator	Ethanol Area	N-propanol Area	Ratio
0.020	11.981	174.006	0.069
0.100	59.231	170.266	0.348
0.200	119.391	171.784	0.695
0.400	240.191	171.117	1.404

Calibration Line



# Scottsdale Police Department Crime Lab Volatiles Analysis

<b>Sample:</b> FN03122113	<b>Vial:</b> 1
<b>Description:</b> 0.020 calibrator	<b>Sequence:</b> 24Apr24
<b>Method:</b> ethanol quant.M	<b>Injection date:</b> 4/24/2024 4:21:24 PM
<b>Instrument:</b> US14173023 CN14160045	<b>Analyst:</b> Abbott <i>JA</i>
<b>Data file:</b> C:\Chem32\1\Data\24Apr24\1.D	

Dissemination is restricted to Criminal Justice Agencies and authorized agencies ONLY. Secondary dissemination to unauthorized agencies is PROHIBITED. Scottsdale City Prosecutor

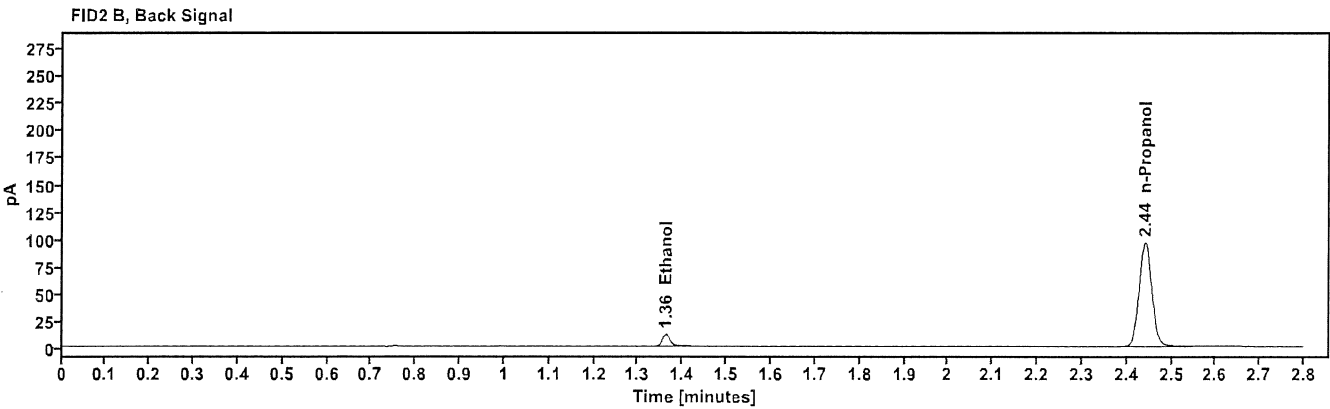
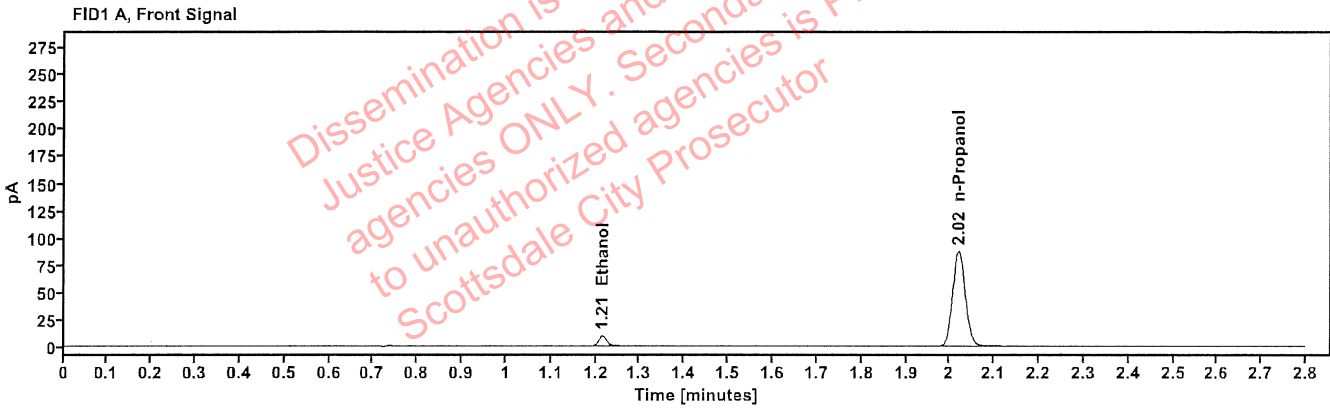


Table 1: FID 1 A (column DB-ALC1)

Compound	Time (min)	Peak Area
Ethanol	1.215	11.981
n-Propanol	2.020	174.006

Table 2: FID 2 B (column DB-ALC2)

Compound	Time (min)	Peak Area
Ethanol	1.362	13.160
n-Propanol	2.441	189.500

# Scottsdale Police Department Crime Lab Volatiles Analysis

<b>Sample:</b> FN03072301	<b>Vial:</b> 2
<b>Description:</b> 0.100 calibrator	<b>Sequence:</b> 24Apr24
<b>Method:</b> ethanol quant.M	<b>Injection date:</b> 4/24/2024 4:25:25 PM
<b>Instrument:</b> US14173023 CN14160045	<b>Analyst:</b> Abbott <i>JA</i>
<b>Data file:</b> C:\Chem32\1\Data\24Apr24\2.D	

Dissemination is restricted to Criminal Justice Agencies and authorized agencies ONLY. Secondary dissemination to unauthorized agencies is PROHIBITED. Scottsdale City Prosecutor

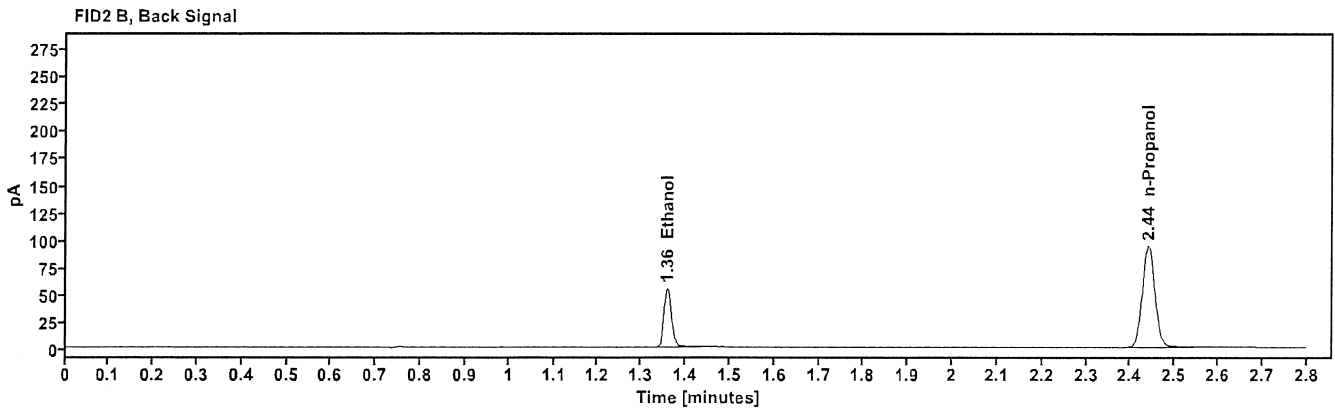
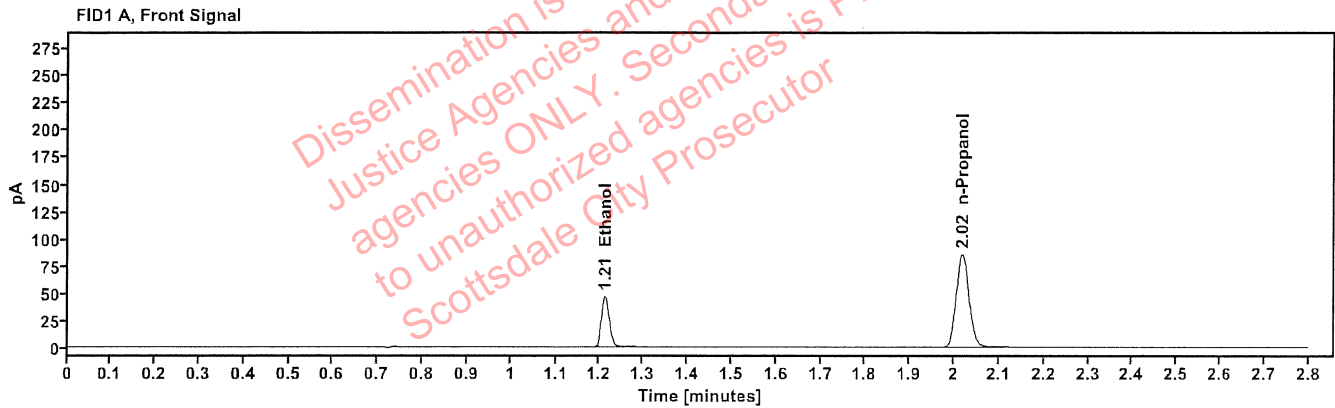


Table 1: FID 1 A (column DB-ALC1)

Compound	Time (min)	Peak Area
Ethanol	1.212	59.231
n-Propanol	2.019	170.266

Table 2: FID 2 B (column DB-ALC2)

Compound	Time (min)	Peak Area
Ethanol	1.358	65.053
n-Propanol	2.440	185.114

# Scottsdale Police Department Crime Lab Volatiles Analysis

<b>Sample:</b> FN03132302	<b>Vial:</b> 3
<b>Description:</b> 0.200 calibrator	<b>Sequence:</b> 24Apr24
<b>Method:</b> ethanol quant.M	<b>Injection date:</b> 4/24/2024 4:29:25 PM
<b>Instrument:</b> US14173023 CN14160045	<b>Analyst:</b> Abbott <i>JA</i>
<b>Data file:</b> C:\Chem32\1\Data\24Apr24\3.D	

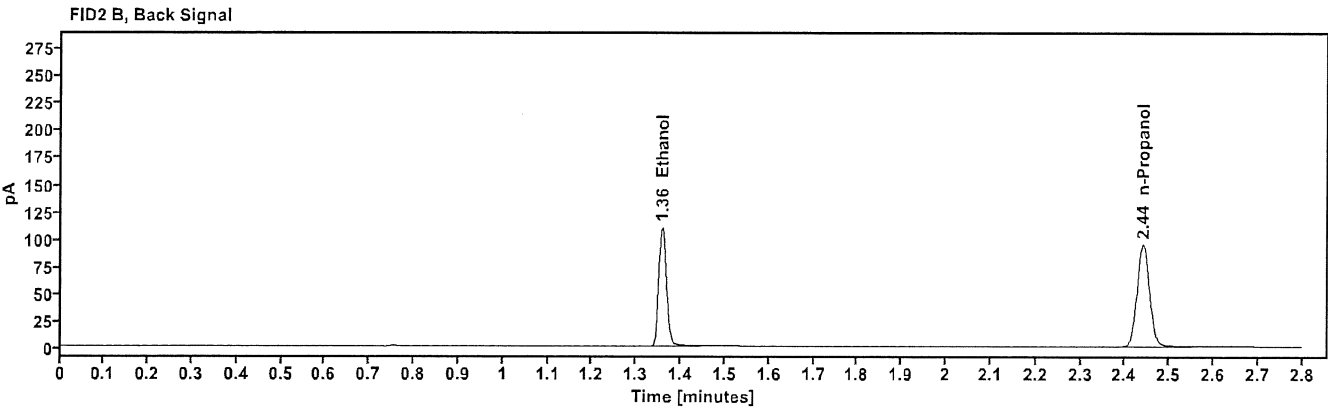
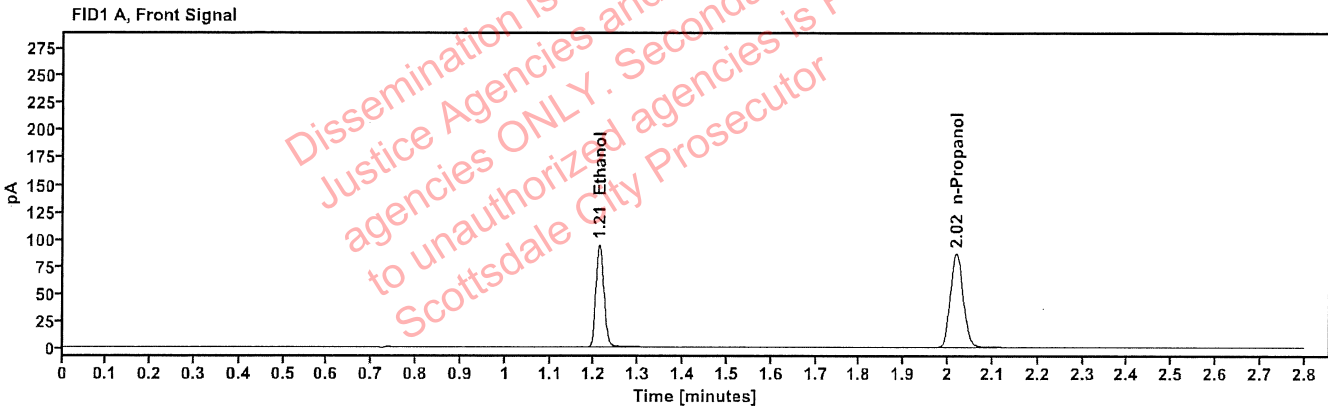


Table 1: FID 1 A (column DB-ALC1)

Compound	Time (min)	Peak Area
Ethanol	1.211	119.391
n-Propanol	2.019	171.784

Table 2: FID 2 B (column DB-ALC2)

Compound	Time (min)	Peak Area
Ethanol	1.358	131.299
n-Propanol	2.440	186.778

# Scottsdale Police Department Crime Lab Volatiles Analysis

<b>Sample:</b> FN03052102	<b>Vial:</b> 4
<b>Description:</b> 0.400 calibrator	<b>Sequence:</b> 24Apr24
<b>Method:</b> ethanol quant.M	<b>Injection date:</b> 4/24/2024 4:33:24 PM
<b>Instrument:</b> US14173023 CN14160045	<b>Analyst:</b> Abbott <i>ds</i>
<b>Data file:</b> C:\Chem32\1\Data\24Apr24\4.D	

Dissemination is restricted to Criminal Justice Agencies and authorized agencies ONLY. Secondary dissemination to unauthorized agencies is PROHIBITED. Scottsdale City Prosecutor

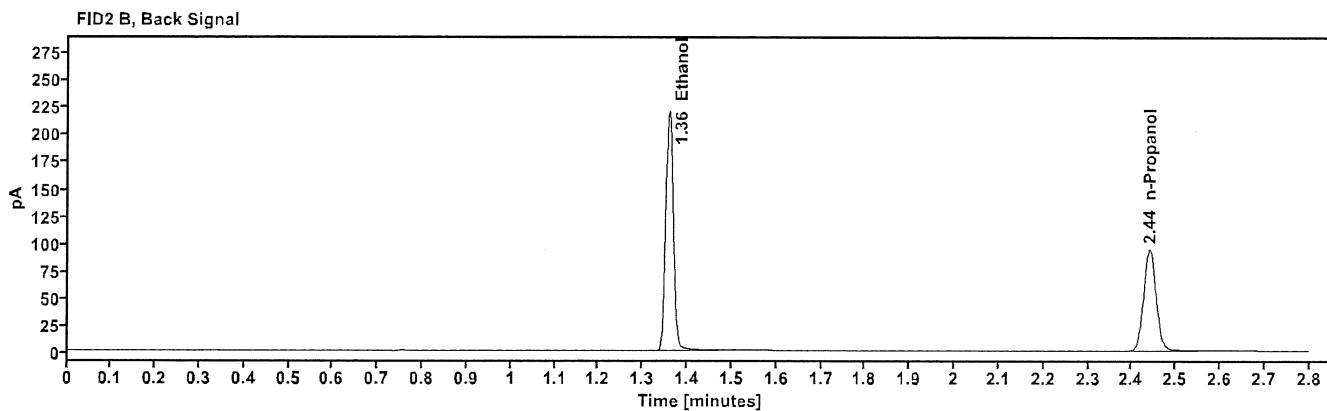
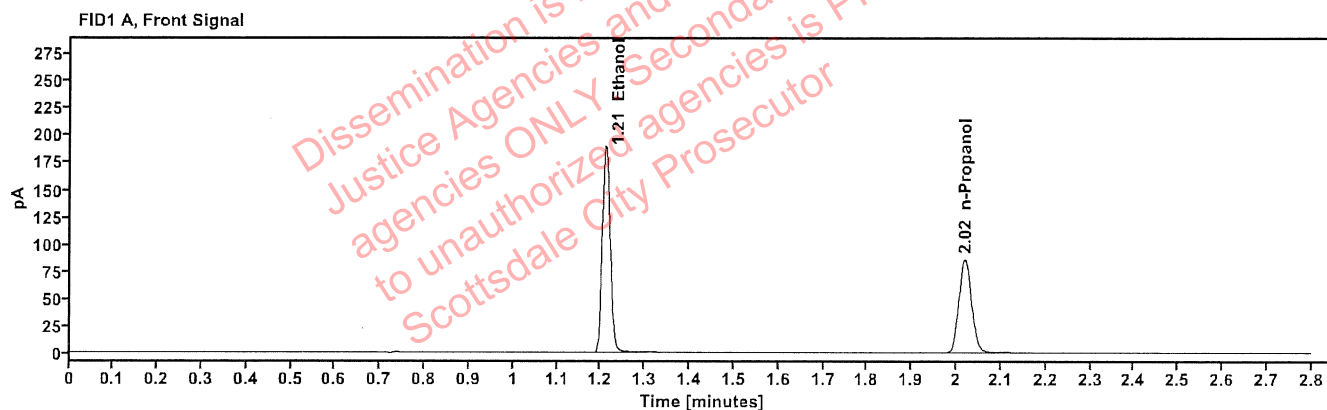


Table 1: FID 1 A (column DB-ALC1)

Compound	Time (min)	Peak Area
Ethanol	1.210	240.191
n-Propanol	2.019	171.117

Table 2: FID 2 B (column DB-ALC2)

Compound	Time (min)	Peak Area
Ethanol	1.358	264.863
n-Propanol	2.440	185.934

# Scottsdale Police Department Crime Lab Volatiles Analysis

Sample: 011823WB	Vial: 5
Description: Negative	LIMS ID:
Method: ethanol quant.M	Sequence: 24Apr24
Instrument: US14173023 CN14160045	Injection date: 4/24/2024 4:37:25 PM
Data file: C:\Chem32\1\Data\24Apr24\5.D	Analyst: Abbott

*Abbott*

Dissemination is restricted to Criminal Justice Agencies and authorized agencies ONLY. Secondary dissemination to unauthorized agencies is PROHIBITED. Scottsdale City Prosecutor

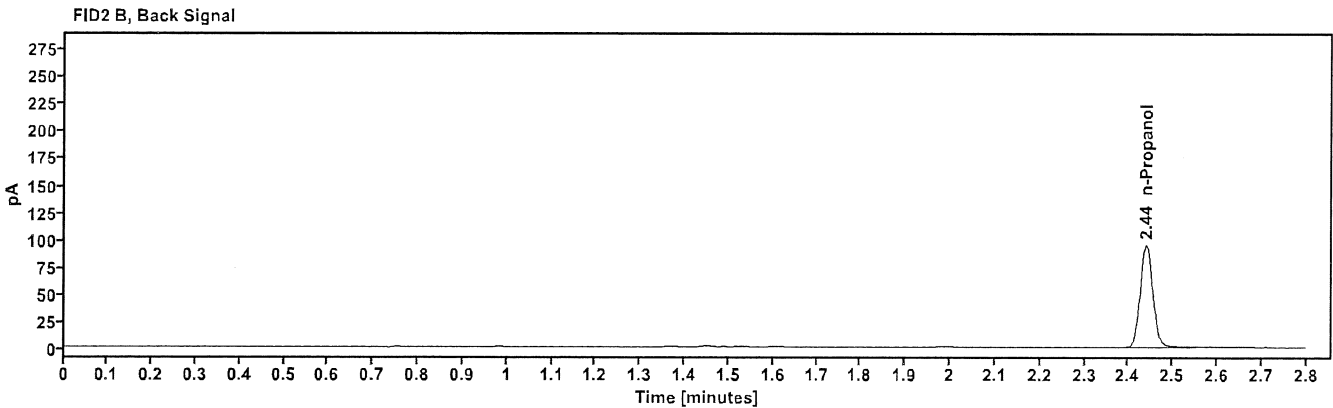
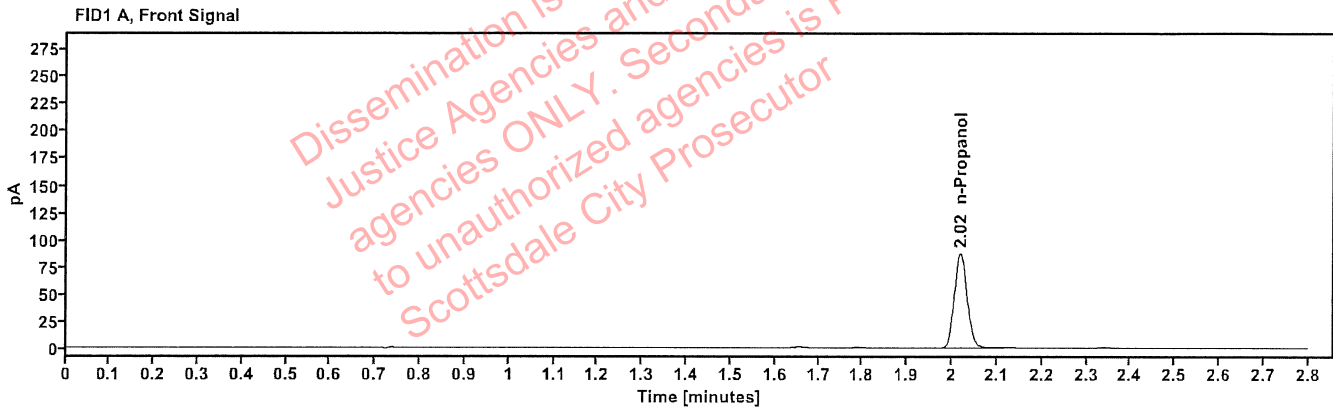


Table 1: FID 1 A (column DB-ALC1)

Compound	Amount (g/100mL)	Time (min)	Peak Area
n-Propanol	-----	2.019	172.679

Table 2: FID 2 B (column DB-ALC2)

Compound	Time (min)	Peak Area
n-Propanol	2.440	187.940

# Scottsdale Police Department Crime Lab Volatiles Analysis

<b>Sample:</b> 050721MIX	<b>Vial:</b> 6
<b>Description:</b> Volatiles mix	<b>LIMS ID:</b>
<b>Method:</b> ethanol quant.M	<b>Sequence:</b> 24Apr24
<b>Instrument:</b> US14173023 CN14160045	<b>Injection date:</b> 4/24/2024 4:41:24 PM
<b>Data file:</b> C:\Chem32\1\Data\24Apr24\6.D	<b>Analyst:</b> Abbott

*DA*

Dissemination is restricted to Criminal Justice Agencies and authorized agencies ONLY. Secondary dissemination to unauthorized agencies is PROHIBITED. Scottsdale City Prosecutor

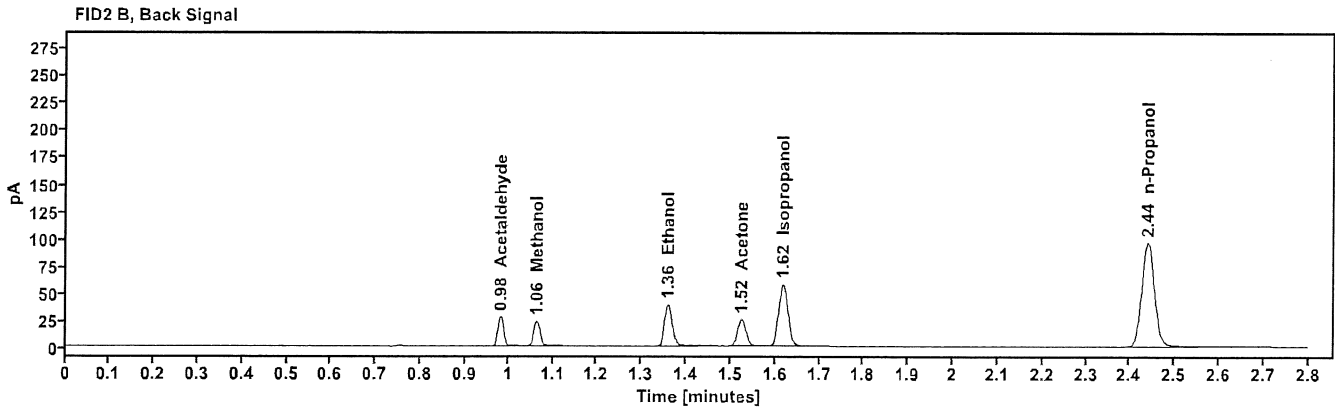
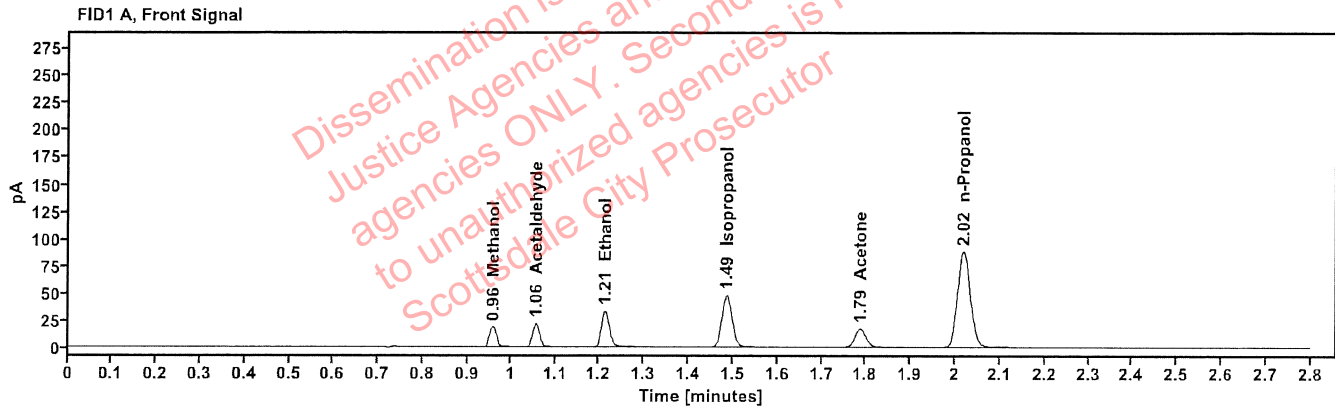


Table 1: FID 1 A (column DB-ALC1)

Compound	Amount (g/100mL)	Time (min)	Peak Area
Methanol	-----	0.958	21.137
Acetaldehyde	-----	1.057	23.524
>Ethanol	0.0693	1.212	42.114
Isopropanol	-----	1.486	76.382
Acetone	-----	1.787	29.064
n-Propanol	-----	2.019	175.591

Table 2: FID 2 B (column DB-ALC2)

Compound	Time (min)	Peak Area
Acetaldehyde	0.982	26.449
Methanol	1.064	23.517
Ethanol	1.359	46.113
Acetone	1.524	32.006
Isopropanol	1.618	84.298
n-Propanol	2.440	190.809



# Scottsdale Police Department Crime Lab Volatiles Analysis

<b>Sample:</b> 30012020-A	<b>Vial:</b> 7
<b>Description:</b> 0.400	<b>LIMS ID:</b>
<b>Method:</b> ethanol quant.M	<b>Sequence:</b> 24Apr24
<b>Instrument:</b> US14173023 CN14160045	<b>Injection date:</b> 4/24/2024 4:45:40 PM
<b>Data file:</b> C:\Chem32\1\Data\24Apr24\7.D	<b>Analyst:</b> Abbott <span style="float: right;">AB</span>

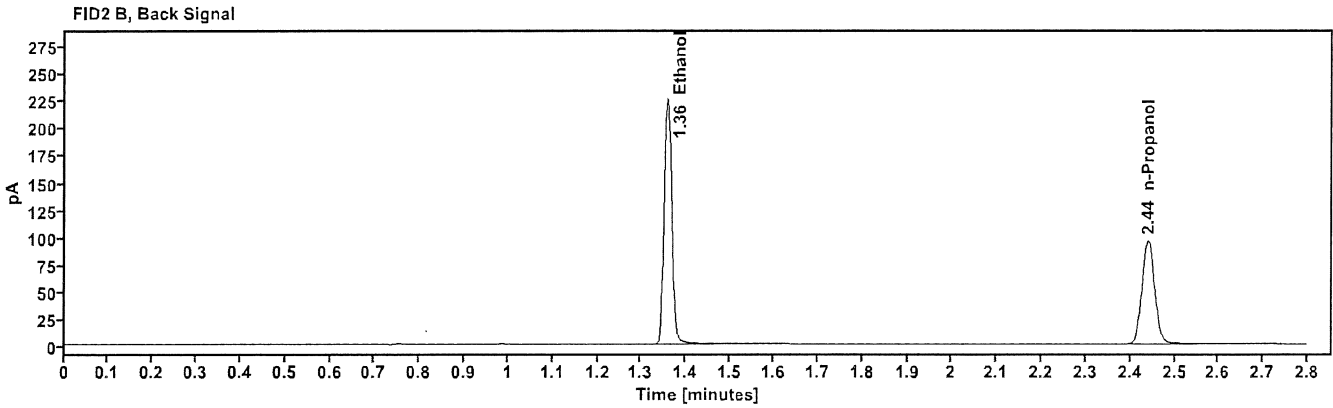
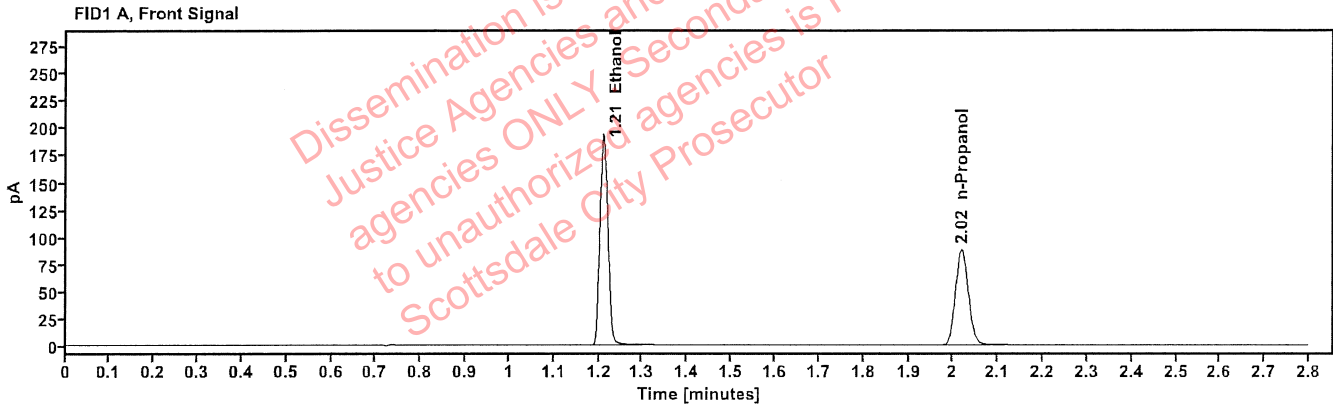


Table 1: FID 1 A (column DB-ALC1)

Compound	Amount (g/100mL)	Time (min)	Peak Area
>Ethanol	0.4009	1.211	245.664
n-Propanol	-----	2.019	174.854

Table 2: FID 2 B (column DB-ALC2)

Compound	Time (min)	Peak Area
Ethanol	1.358	270.744
n-Propanol	2.440	189.857

# Scottsdale Police Department Crime Lab Volatiles Analysis

<b>Sample:</b> 14082019-B	<b>Vial:</b> 8
<b>Description:</b> 0.040	<b>LIMS ID:</b>
<b>Method:</b> ethanol quant.M	<b>Sequence:</b> 24Apr24
<b>Instrument:</b> US14173023 CN14160045	<b>Injection date:</b> 4/24/2024 4:49:39 PM
<b>Data file:</b> C:\Chem32\1\Data\24Apr24\8.D	<b>Analyst:</b> Abbott

*DA*

Dissemination is restricted to Criminal Justice Agencies and authorized agencies ONLY. Secondary dissemination to unauthorized agencies is PROHIBITED. Scottsdale City Prosecutor

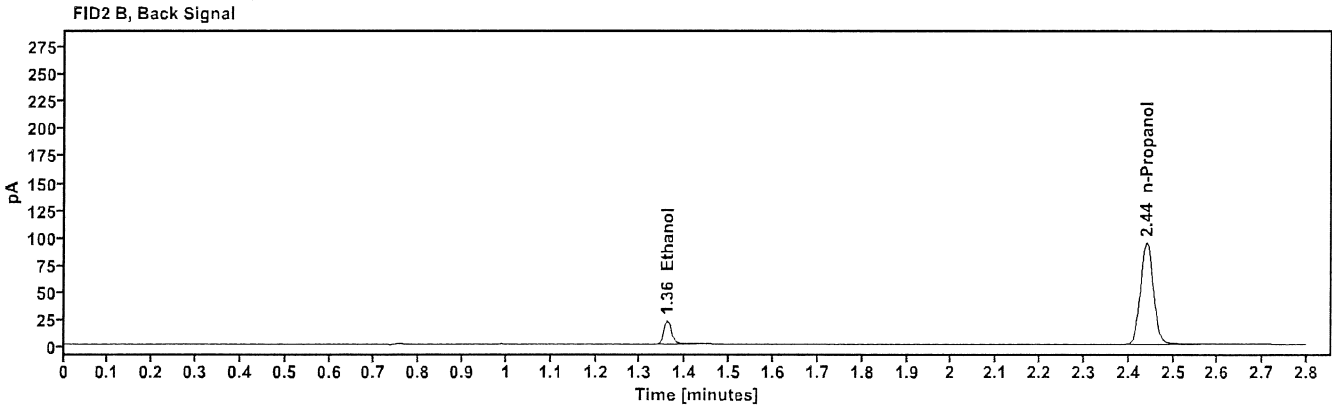
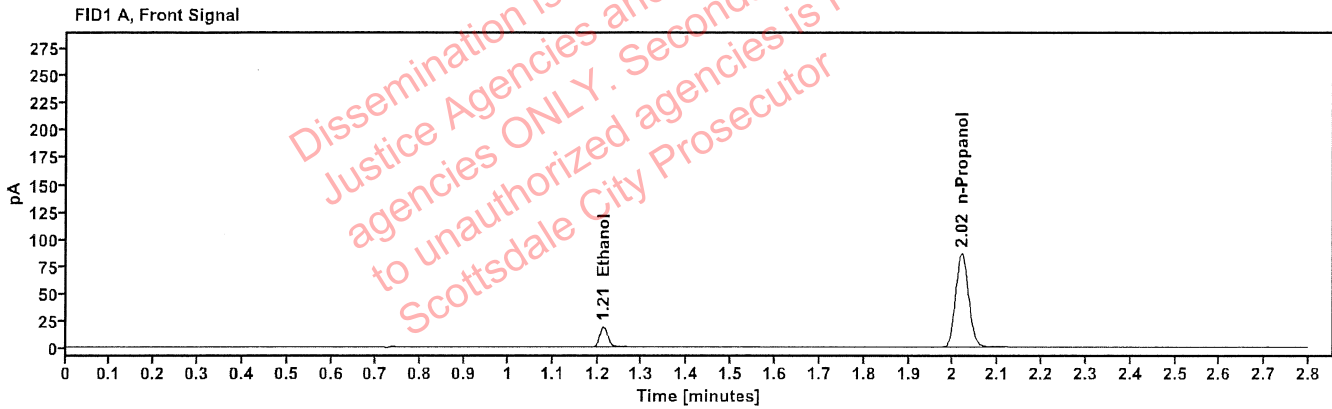


Table 1: FID 1 A (column DB-ALC1)

Compound	Amount (g/100mL)	Time (min)	Peak Area
>Ethanol	0.0406	1.213	23.899
n-Propanol	-----	2.019	171.738

Table 2: FID 2 B (column DB-ALC2)

Compound	Time (min)	Peak Area
Ethanol	1.360	26.163
n-Propanol	2.440	186.837

# Scottsdale Police Department Crime Lab Volatiles Analysis

<b>Sample:</b> 4110320133/11	<b>Vial:</b> 9
<b>Description:</b> 0.199	<b>LIMS ID:</b>
<b>Method:</b> ethanol quant.M	<b>Sequence:</b> 24Apr24
<b>Instrument:</b> US14173023 CN14160045	<b>Injection date:</b> 4/24/2024 4:53:39 PM
<b>Data file:</b> C:\Chem32\1\Data\24Apr24\9.D	<b>Analyst:</b> Abbott <span style="float: right;">OK</span>

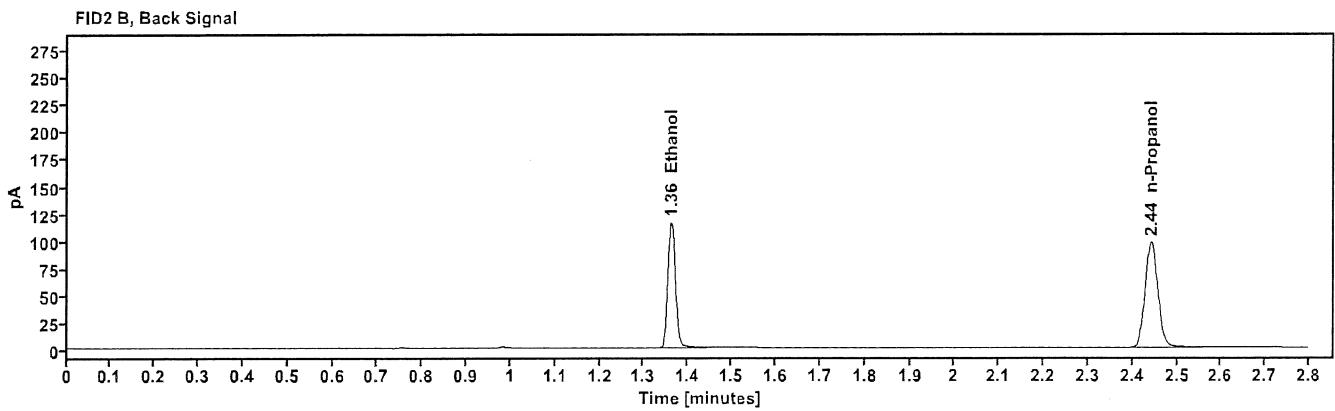
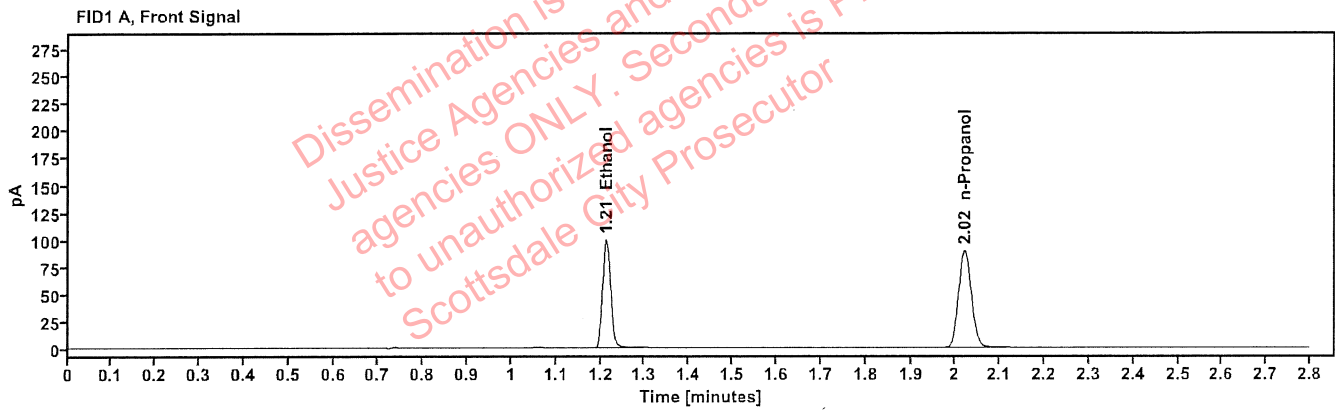


Table 1: FID 1 A (column DB-ALC1)

Compound	Amount (g/100mL)	Time (min)	Peak Area
>Ethanol	0.2031	1.213	126.429
n-Propanol	-----	2.020	178.067

Table 2: FID 2 B (column DB-ALC2)

Compound	Time (min)	Peak Area
Ethanol	1.361	138.896
n-Propanol	2.442	193.417

# Scottsdale Police Department Crime Lab Volatiles Analysis

Sample: 20012020-B	Vial: 20
Description: 0.080	LIMS ID:
Method: ethanol quant.M	Sequence: 24Apr24
Instrument: US14173023 CN14160045	Injection date: 4/24/2024 5:38:09 PM
Data file: C:\Chem32\1\Data\24Apr24\20.D	Analyst: Abbott

Dissemination is restricted to Criminal Justice Agencies and authorized agencies ONLY. Secondary dissemination to unauthorized agencies is PROHIBITED. Scottsdale City Prosecutor

DA

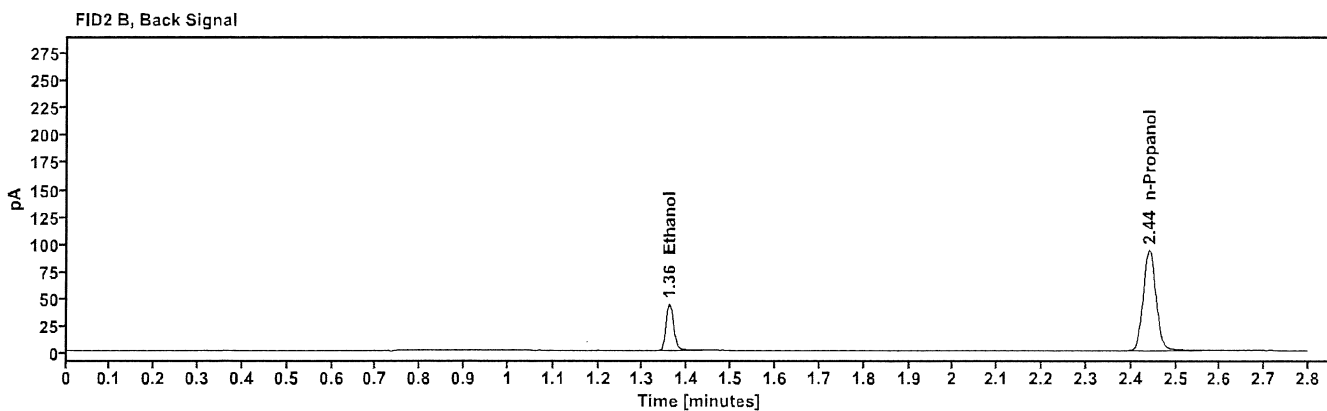
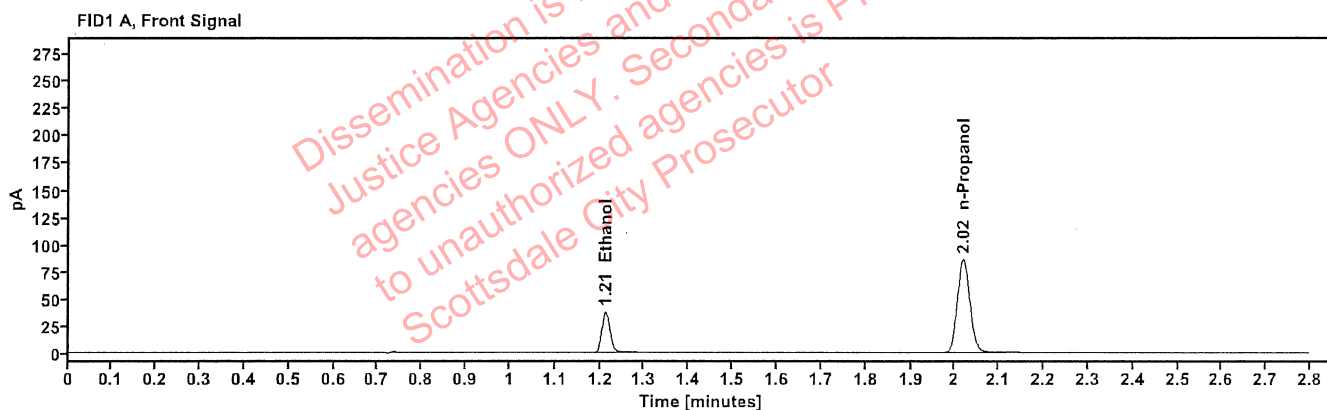


Table 1: FID 1 A (column DB-ALC1)

Compound	Amount (g/100mL)	Time (min)	Peak Area
>Ethanol	0.0801	1.212	47.522
n-Propanol	-----	2.019	171.013

Table 2: FID 2 B (column DB-ALC2)

Compound	Time (min)	Peak Area
Ethanol	1.359	51.901
n-Propanol	2.441	185.386

# Scottsdale Police Department Crime Lab Volatiles Analysis

<b>Sample:</b> 4110320133/11	<b>Vial:</b> 31
<b>Description:</b> 0.199	<b>LIMS ID:</b>
<b>Method:</b> ethanol quant.M	<b>Sequence:</b> 24Apr24
<b>Instrument:</b> US14173023 CN14160045	<b>Injection date:</b> 4/24/2024 6:22:40 PM
<b>Data file:</b> C:\Chem32\1\Data\24Apr24\31.D	<b>Analyst:</b> Abbott

*DA*

Dissemination is restricted to Criminal Justice Agencies and authorized ONLY. Secondary dissemination to unauthorized agencies is PROHIBITED. Scottsdale City Prosecutor

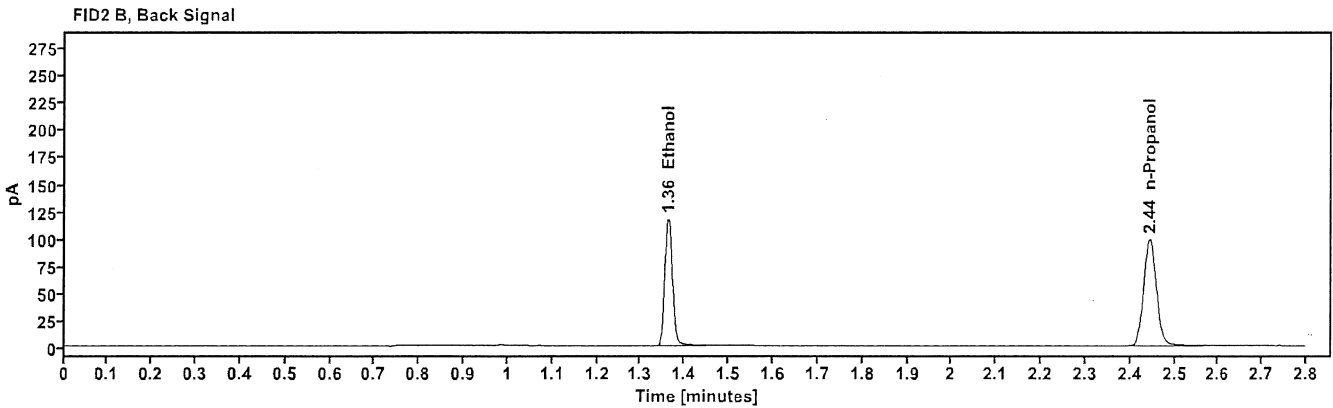
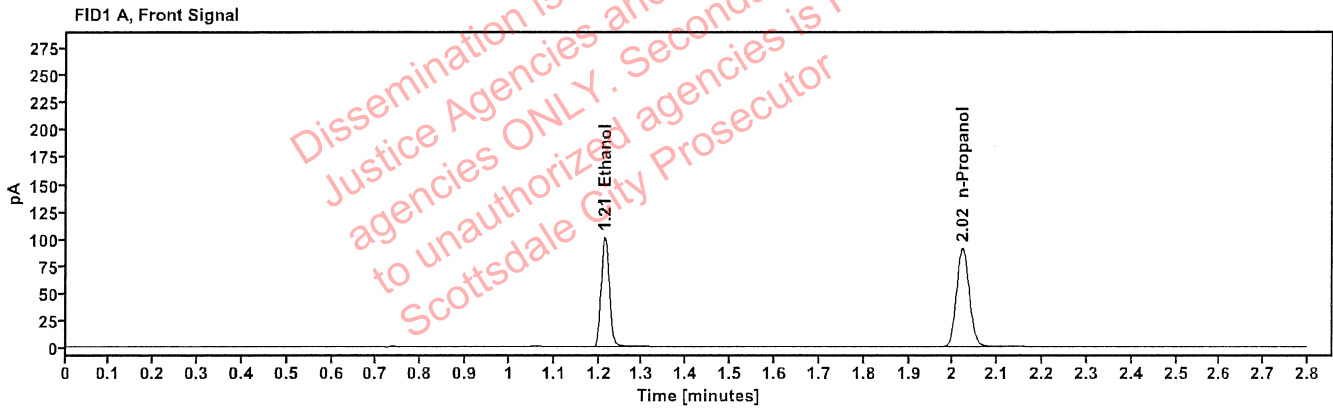


Table 1: FID 1 A (column DB-ALC1)

Compound	Amount (g/100mL)	Time (min)	Peak Area
>Ethanol	0.2038	1.214	129.242
n-Propanol	-----	2.021	181.390

Table 2: FID 2 B (column DB-ALC2)

Compound	Time (min)	Peak Area
Ethanol	1.362	141.675
n-Propanol	2.444	196.764

# Scottsdale Police Department Crime Lab Volatiles Analysis

<b>Sample:</b> 20012020-B	<b>Vial:</b> 42
<b>Description:</b> 0.080	<b>LIMS ID:</b>
<b>Method:</b> ethanol quant.M	<b>Sequence:</b> 24Apr24
<b>Instrument:</b> US14173023 CN14160045	<b>Injection date:</b> 4/24/2024 7:06:54 PM
<b>Data file:</b> C:\Chem32\1\Data\24Apr24\42.D	<b>Analyst:</b> Abbott

*DA*

Dissemination is restricted to Criminal Justice Agencies and authorized agencies ONLY. Secondary dissemination to unauthorized agencies is PROHIBITED. Scottsdale City Prosecutor

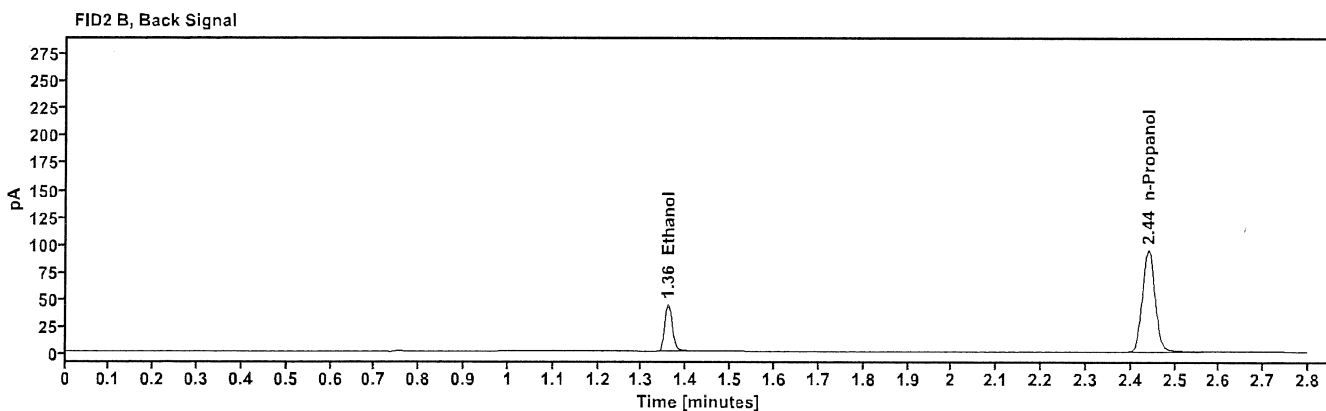
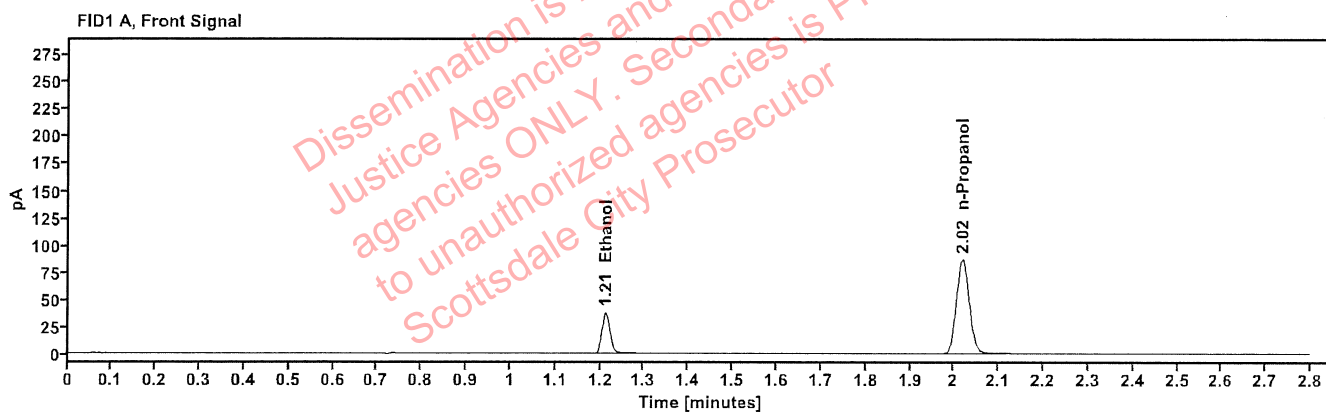


Table 1: FID 1 A (column DB-ALC1)

Compound	Amount (g/100mL)	Time (min)	Peak Area
>Ethanol	0.0799	1.212	47.947
n-Propanol	-----	2.018	173.008

Table 2: FID 2 B (column DB-ALC2)

Compound	Time (min)	Peak Area
Ethanol	1.359	52.509
n-Propanol	2.440	187.635

# Scottsdale Police Department Crime Lab Volatiles Analysis

<b>Sample:</b> 30012020-A	<b>Vial:</b> 53
<b>Description:</b> 0.400	<b>LIMS ID:</b>
<b>Method:</b> ethanol quant.M	<b>Sequence:</b> 24Apr24
<b>Instrument:</b> US14173023 CN14160045	<b>Injection date:</b> 4/24/2024 7:51:24 PM
<b>Data file:</b> C:\Chem32\1\Data\24Apr24\53.D	<b>Analyst:</b> Abbott

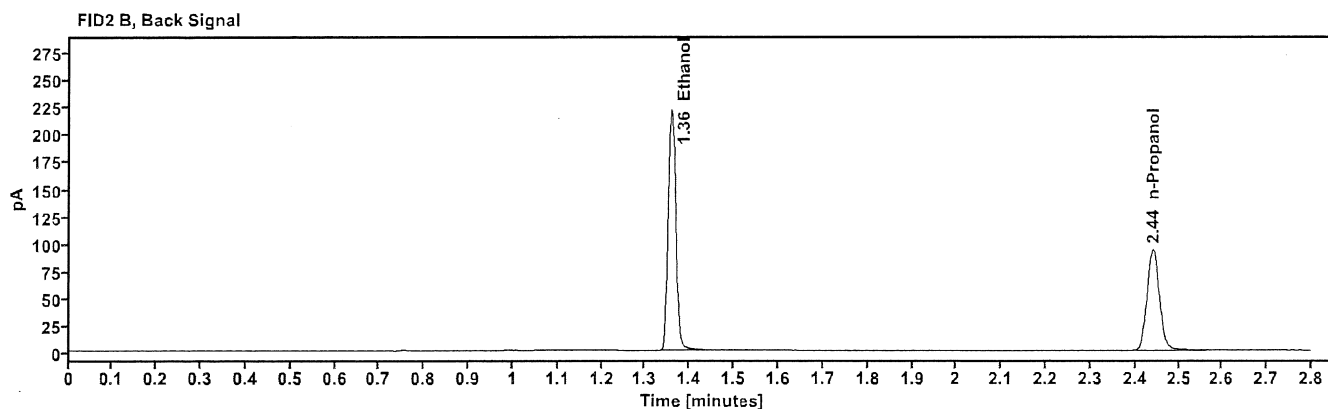
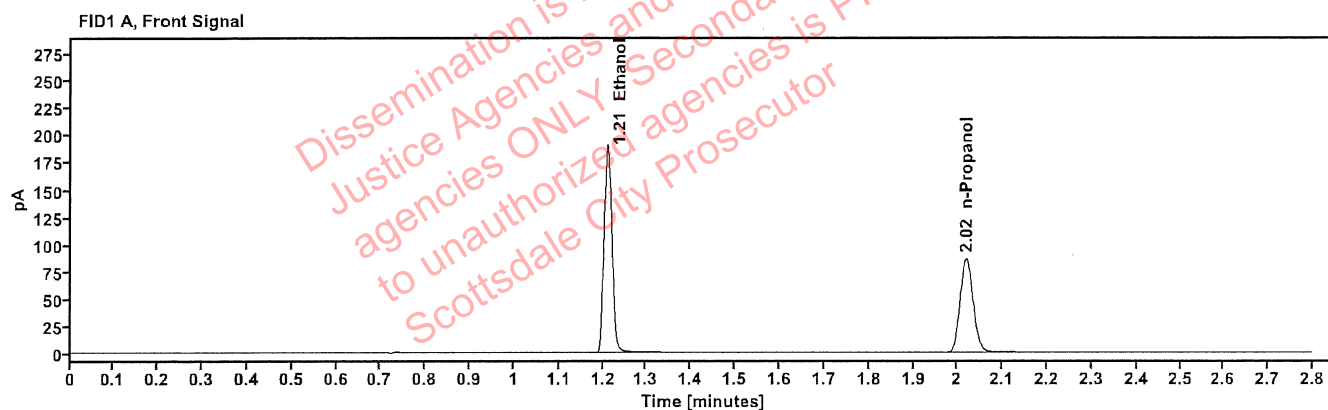


Table 1: FID 1 A (column DB-ALC1)

Compound	Amount (g/100mL)	Time (min)	Peak Area
>Ethanol	0.4022	1.211	242.698
n-Propanol	-----	2.019	172.193

Table 2: FID 2 B (column DB-ALC2)

Compound	Time (min)	Peak Area
Ethanol	1.359	267.224
n-Propanol	2.441	186.572

# Scottsdale Police Department Crime Lab Volatiles Analysis

<b>Sample:</b> 14082019-B	<b>Vial:</b> 54
<b>Description:</b> 0.040	<b>LIMS ID:</b>
<b>Method:</b> ethanol quant.M	<b>Sequence:</b> 24Apr24
<b>Instrument:</b> US14173023 CN14160045	<b>Injection date:</b> 4/24/2024 7:55:25 PM
<b>Data file:</b> C:\Chem32\1\Data\24Apr24\54.D	<b>Analyst:</b> Abbott

*DA*

Dissemination is restricted to Criminal Justice Agencies and authorized agencies ONLY. Secondary dissemination to unauthorized agencies is PROHIBITED. Scottsdale City Prosecutor

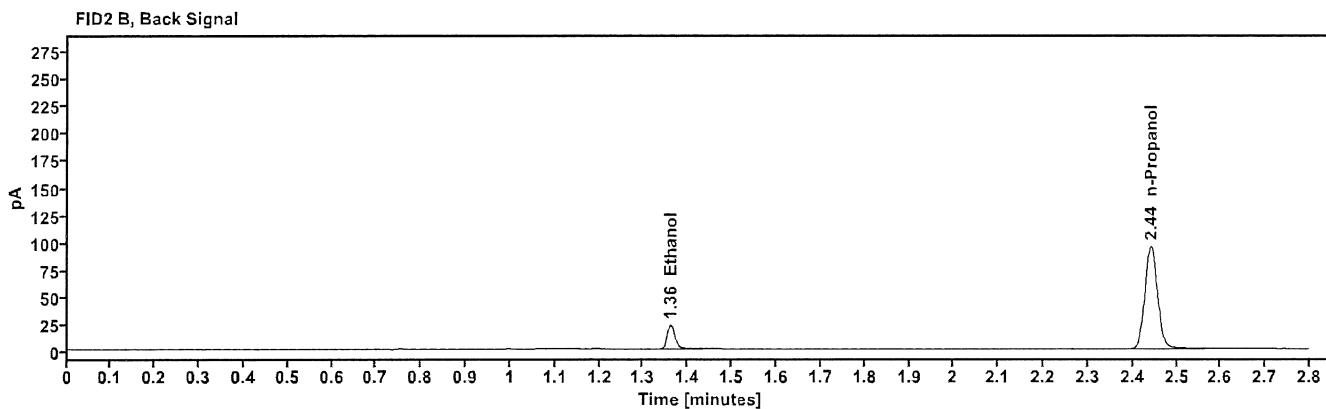
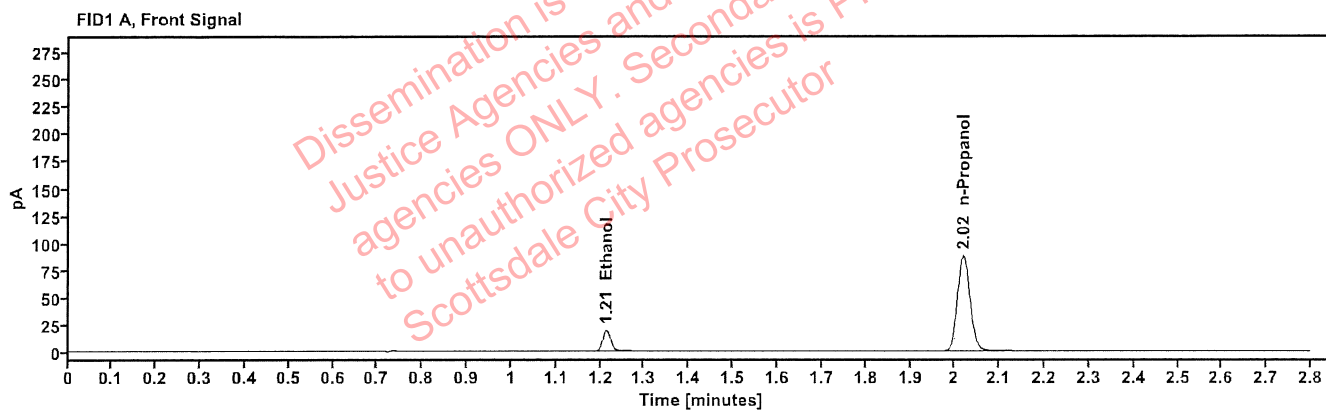


Table 1: FID 1 A (column DB-ALC1)

Compound	Amount (g/100mL)	Time (min)	Peak Area
>Ethanol	0.0410	1.213	24.574
n-Propanol	-----	2.019	174.823

Table 2: FID 2 B (column DB-ALC2)

Compound	Time (min)	Peak Area
Ethanol	1.361	26.936
n-Propanol	2.441	189.622



# Scottsdale Police Department Crime Lab Volatiles Analysis

<b>Sample:</b> 4110320133/11	<b>Vial:</b> 55
<b>Description:</b> 0.199	<b>LIMS ID:</b>
<b>Method:</b> ethanol quant.M	<b>Sequence:</b> 24Apr24
<b>Instrument:</b> US14173023 CN14160045	<b>Injection date:</b> 4/24/2024 7:59:40 PM
<b>Data file:</b> C:\Chem32\1\Data\24Apr24\55.D	<b>Analyst:</b> Abbott

*Abbott*

Dissemination is restricted to Criminal Justice Agencies and authorized agencies ONLY. Secondary dissemination to unauthorized agencies is PROHIBITED. Scottsdale City Prosecutor

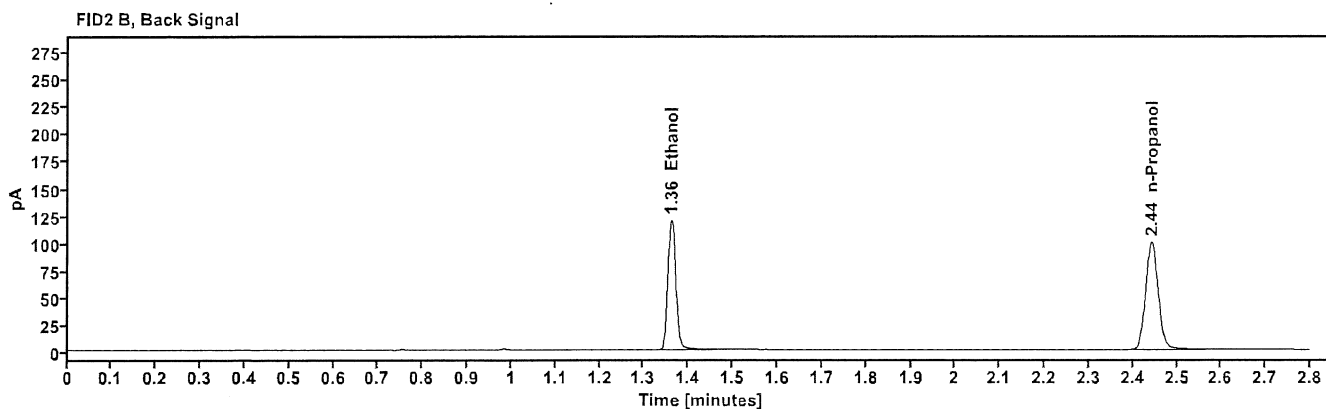
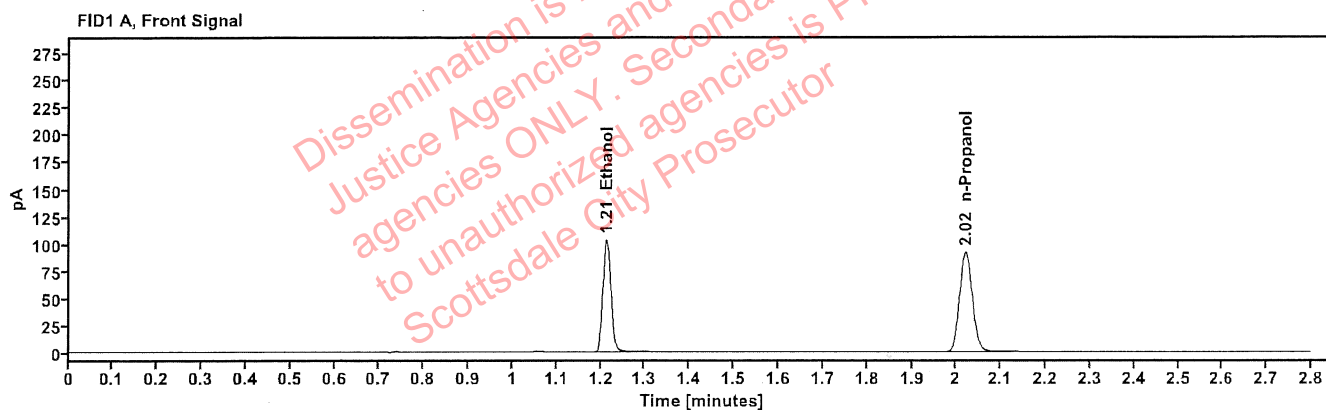


Table 1: FID 1 A (column DB-ALC1)

Compound	Amount (g/100mL)	Time (min)	Peak Area
>Ethanol	0.2054	1.213	131.684
n-Propanol	-----	2.020	183.366

Table 2: FID 2 B (column DB-ALC2)

Compound	Time (min)	Peak Area
Ethanol	1.361	144.971
n-Propanol	2.443	198.983

# Scottsdale Police Department Crime Lab Volatiles Analysis

<b>Sample:</b> 032824AQ	<b>Vial:</b> 56
<b>Description:</b> Negative	<b>LIMS ID:</b>
<b>Method:</b> ethanol quant.M	<b>Sequence:</b> 24Apr24
<b>Instrument:</b> US14173023 CN14160045	<b>Injection date:</b> 4/24/2024 8:03:39 PM
<b>Data file:</b> C:\Chem32\1\Data\24Apr24\56.D	<b>Analyst:</b> Abbott <i>JA</i>

Dissemination is restricted to Criminal Justice Agencies and authorized agencies ONLY. Secondary dissemination to unauthorized agencies is PROHIBITED. Scottsdale City Prosecutor

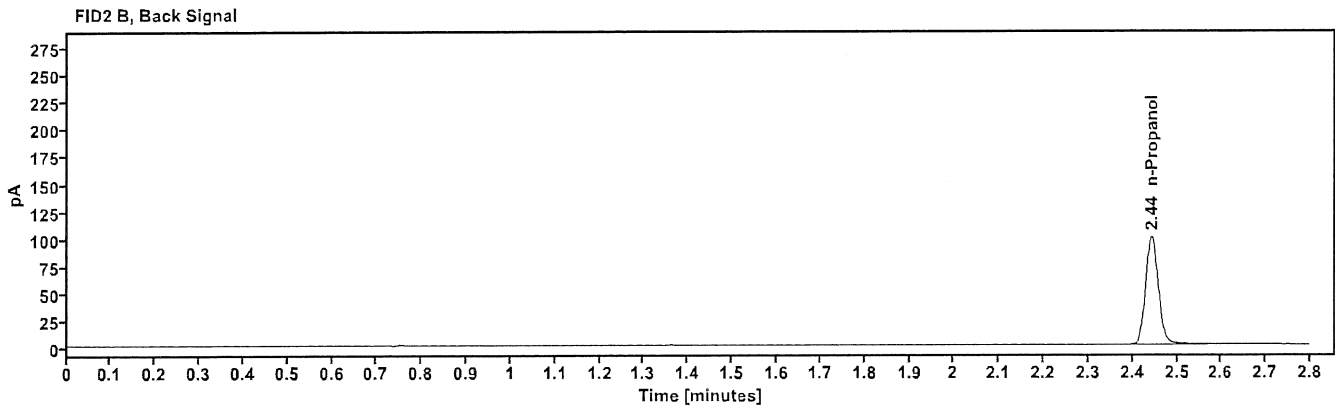
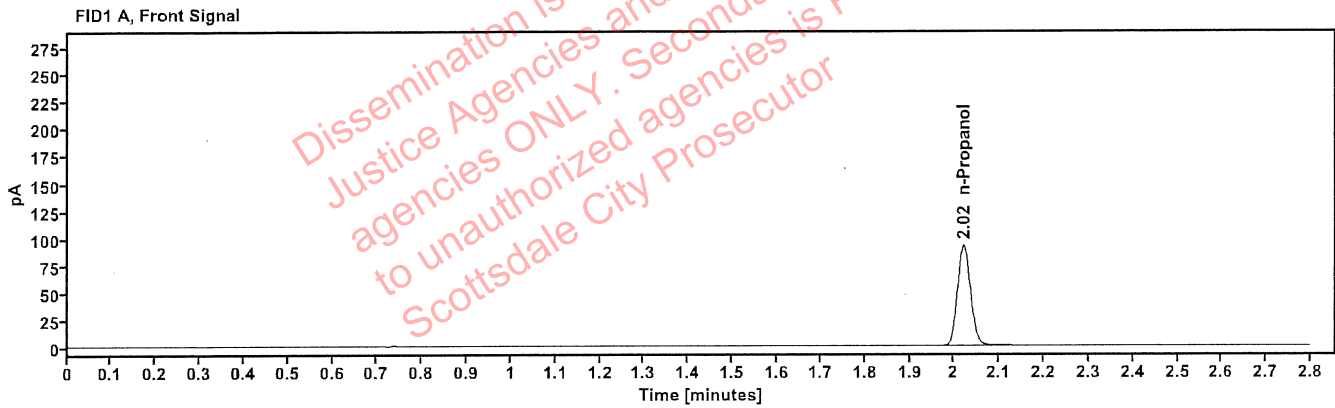


Table 1: FID 1 A (column DB-ALC1)

Compound	Amount (g/100mL)	Time (min)	Peak Area
n-Propanol	-----	2.021	184.315

Table 2: FID 2 B (column DB-ALC2)

Compound	Time (min)	Peak Area
n-Propanol	2.444	199.902

# Sequence Summary

Sequence name: 24Apr24      Instrument: US14173023 CN14160045      Analyst: Abbott

Vial	Sample	Description	Type	LIMS ID	Method
1	FN03122113	0.020 calibrator	Calibration		ethanol quant.M
2	FN03072301	0.100 calibrator	Calibration		ethanol quant.M
3	FN03132302	0.200 calibrator	Calibration		ethanol quant.M
4	FN03052102	0.400 calibrator	Calibration		ethanol quant.M
5	011823WB	Negative	Control		ethanol quant.M
6	050721MIX	Volatiles mix	Control		ethanol quant.M
7	30012020-A	0.400	Control		ethanol quant.M
8	14082019-B	0.040	Control		ethanol quant.M
9	4110320133/11	0.199	Control		ethanol quant.M
10	2407525-2		Sample		ethanol quant.M
11	2407525-2		Sample		ethanol quant.M
12	2407689-2		Sample		ethanol quant.M
13	2407689-2		Sample		ethanol quant.M
14	2407685-1		Sample		ethanol quant.M
15	2407685-1		Sample		ethanol quant.M
16	2407848-1		Sample		ethanol quant.M
17	2407848-1		Sample		ethanol quant.M
18	2407694-2		Sample		ethanol quant.M
19	2407694-2		Sample		ethanol quant.M
20	20012020-B	0.080	Control		ethanol quant.M
21	2407767-2		Sample		ethanol quant.M
22	2407767-2		Sample		ethanol quant.M
23	2407542-1		Sample		ethanol quant.M
24	2407542-1		Sample		ethanol quant.M
25	2407997-1		Sample		ethanol quant.M
26	2407997-1		Sample		ethanol quant.M
27	2407998-1		Sample		ethanol quant.M
28	2407998-1		Sample		ethanol quant.M
29	2408002-1		Sample		ethanol quant.M
30	2408002-1		Sample		ethanol quant.M
31	4110320133/11	0.199	Control		ethanol quant.M
32	2408007-2		Sample		ethanol quant.M
33	2408007-2		Sample		ethanol quant.M
34	2408061-2		Sample		ethanol quant.M
35	2408061-2		Sample		ethanol quant.M
36	2408113-1		Sample		ethanol quant.M
37	2408113-1		Sample		ethanol quant.M
38	2408178-1		Sample		ethanol quant.M
39	2408178-1		Sample		ethanol quant.M
40	337-01T.C.		Sample		ethanol quant.M
41	337-01T.C.		Sample		ethanol quant.M
42	20012020-B	0.080	Control		ethanol quant.M
43	434-01D.H.		Sample		ethanol quant.M
44	434-01D.H.		Sample		ethanol quant.M
45	421-01A.W.		Sample		ethanol quant.M
46	421-01A.W.		Sample		ethanol quant.M
47	427-01T.O.		Sample		ethanol quant.M

Dissemination is restricted to Criminal Justice Agencies and authorized agencies ONLY. Secondary dissemination to unauthorized agencies is PROHIBITED. Scottsdale City Prosecutor

# Sequence Summary

48	427-01T.O.		Sample		ethanol quant.M
49	394-01K.S.		Sample		ethanol quant.M
50	394-01K.S.		Sample		ethanol quant.M
51	2408685-4		Sample		ethanol quant.M
52	2408685-4		Sample		ethanol quant.M
53	30012020-A	0.400	Control		ethanol quant.M
54	14082019-B	0.040	Control		ethanol quant.M
55	4110320133/11	0.199	Control		ethanol quant.M
56	032824AQ	Negative	Control		ethanol quant.M

Dissemination is restricted to Criminal Justice Agencies and authorized agencies ONLY. Secondary dissemination to unauthorized agencies is PROHIBITED. Scottsdale City Prosecutor

# Scottsdale Police Department Crime Laboratory Summary of Cases

SEQUENCE NAME: 24Apr24

ANALYST: Abbott 

Vials	Test 1 (g/dL)	Test 2 (g/dL)	Mean (g/dL)	Percent Difference*	Absolute Difference (g/dL)*
10 11	0.1613	0.1621	0.16170	0.25	0.00040
12 13	0.2127	0.2124	0.21255	0.07	0.00015
14 15	0.1480	0.1477	0.14785	0.10	0.00015
16 17	0.2138	0.2143	0.21405	0.12	0.00025
18 19	0.1069	0.1063	0.10660	0.28	0.00030
21 22	0.1707	0.1707	0.17070	0.00	0.00000
23 24	0.1260	0.1261	0.12605	0.04	0.00005
25 26	0.2319	0.2297	0.23080	0.48	0.00110
27 28	0.0779	0.0767	0.07730	0.78	0.00060
29 30	0.2587	0.2585	0.25860	0.04	0.00010
32 33	0.2476	0.2451	0.24635	0.51	0.00125
34 35	0.2076	0.2100	0.20880	0.57	0.00120
36 37	0.1878	0.1864	0.18710	0.37	0.00070
38 39	0.1749	0.1724	0.17365	0.72	0.00125
40 41	0.1041	0.1027	0.10340	0.68	0.00070
43 44	0.1036	0.1037	0.10365	0.05	0.00005
45 46	0.2185	0.2153	0.21690	0.74	0.00160
47 48	0.1296	0.1293	0.12945	0.12	0.00015
49 50	0.0167	0.0166	0.01665	0.30	0.00005
51 52	0.2634	0.2610	0.26220	0.46	0.00120

\*Calculated differences are differences from the mean of the two results.



### Scottsdale Police Department Crime Lab Volatiles Analysis

Sample:	2407525-2	Vial:	10
Description:	[REDACTED]	LIMS ID:	[REDACTED]
Method:	ethanol quant.M	Sequence:	24Apr24
Instrument:	US14173023 CN14160045	Injection date:	4/24/2024 4:57:39 PM
Data file:	C:\Chem32\1\Data\24Apr24\10.D	Analyst:	Abbott

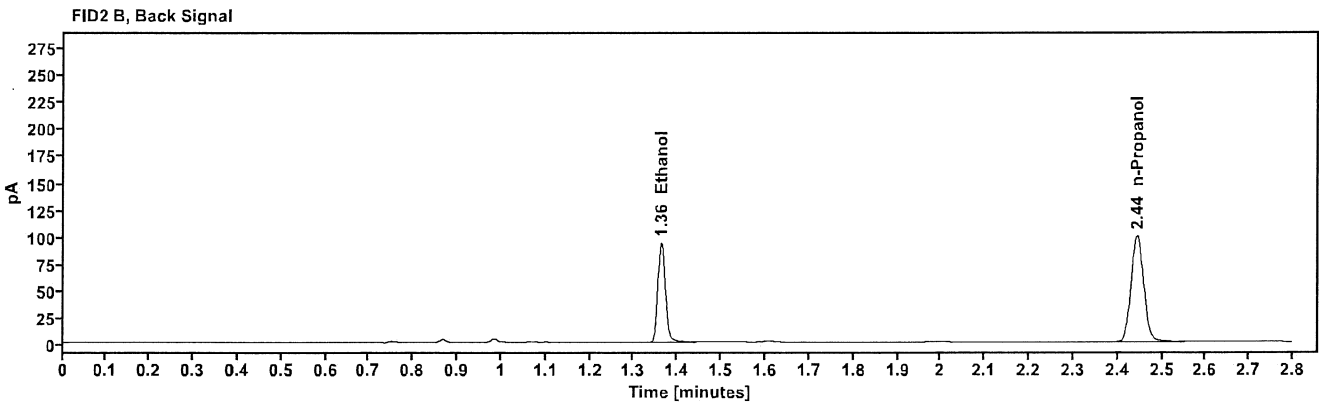
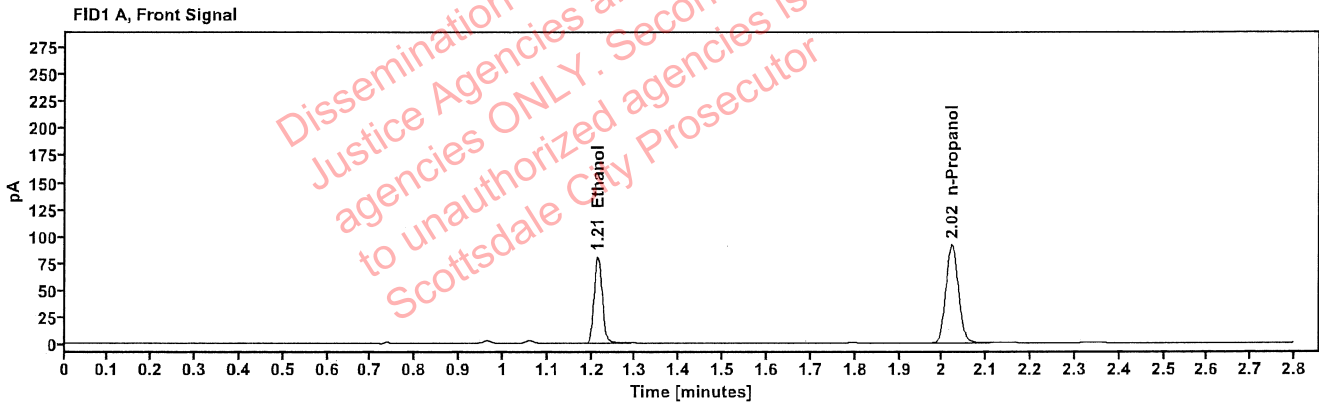


Table 1: FID 1 A (column DB-ALC1)

Compound	Amount (g/100mL)	Time (min)	Peak Area
>Ethanol	0.1613	1.214	102.502
n-Propanol	-----	2.021	182.039

Table 2: FID 2 B (column DB-ALC2)

Compound	Time (min)	Peak Area
Ethanol	1.362	112.800
n-Propanol	2.444	197.920

[REDACTED]: Abbott, Lori - (25-Apr-2024)

Case: [REDACTED] User: LAbbott 4/25/2024

### Scottsdale Police Department Crime Lab Volatiles Analysis

Sample:	2407525-2	Vial:	11
Description:	[REDACTED]	LIMS ID:	[REDACTED]
Method:	ethanol quant.M	Sequence:	24Apr24
Instrument:	US14173023 CN14160045	Injection date:	4/24/2024 5:01:39 PM
Data file:	C:\Chem32\1\Data\24Apr24\11.D	Analyst:	Abbott

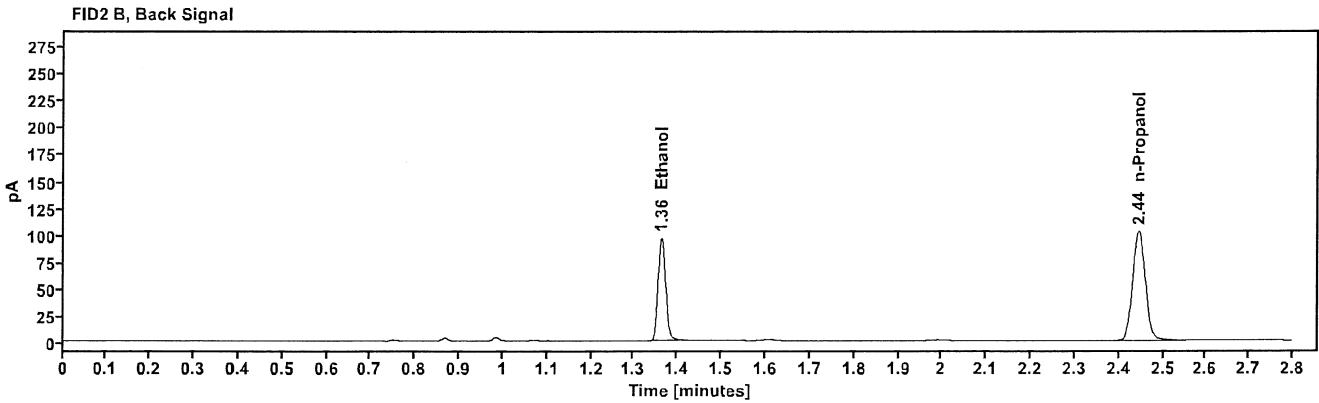
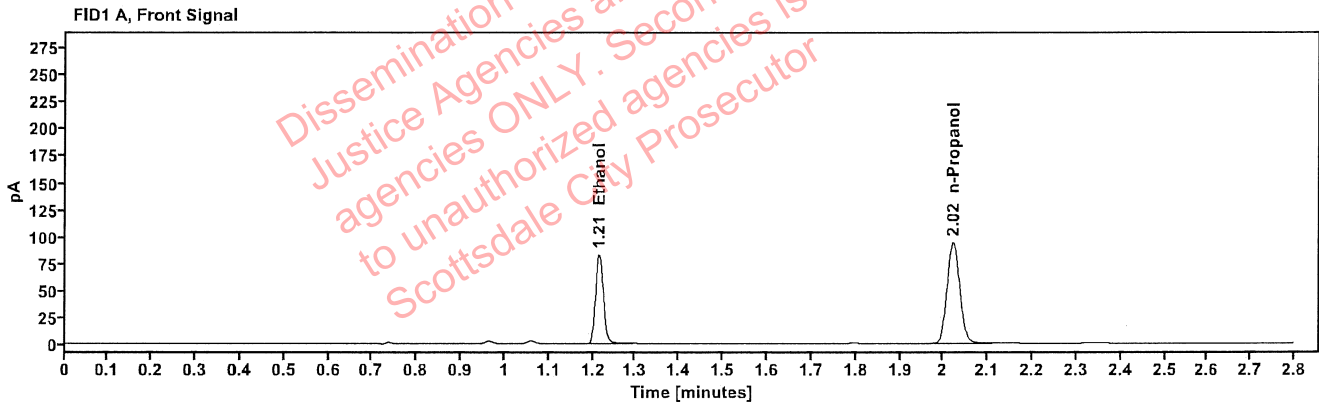


Table 1: FID 1 A (column DB-ALC1)

Compound	Amount (g/100mL)	Time (min)	Peak Area
>Ethanol	0.1621	1.214	106.058
n-Propanol	-----	2.022	187.392

Table 2: FID 2 B (column DB-ALC2)

Compound	Time (min)	Peak Area
Ethanol	1.363	116.439
n-Propanol	2.444	203.775



[REDACTED]: Abbott, Lori - (25-Apr-2024)

Case: [REDACTED] Ser: LAbbott 4/25/2024

### Scottsdale Police Department Crime Lab Volatiles Analysis

Sample:	2407689-2	Vial:	12
Description:	[REDACTED]	LIMS ID:	[REDACTED]
Method:	ethanol quant.M	Sequence:	24Apr24
Instrument:	US14173023 CN14160045	Injection date:	4/24/2024 5:05:40 PM
Data file:	C:\Chem32\1\Data\24Apr24\12.D	Analyst:	Abbott

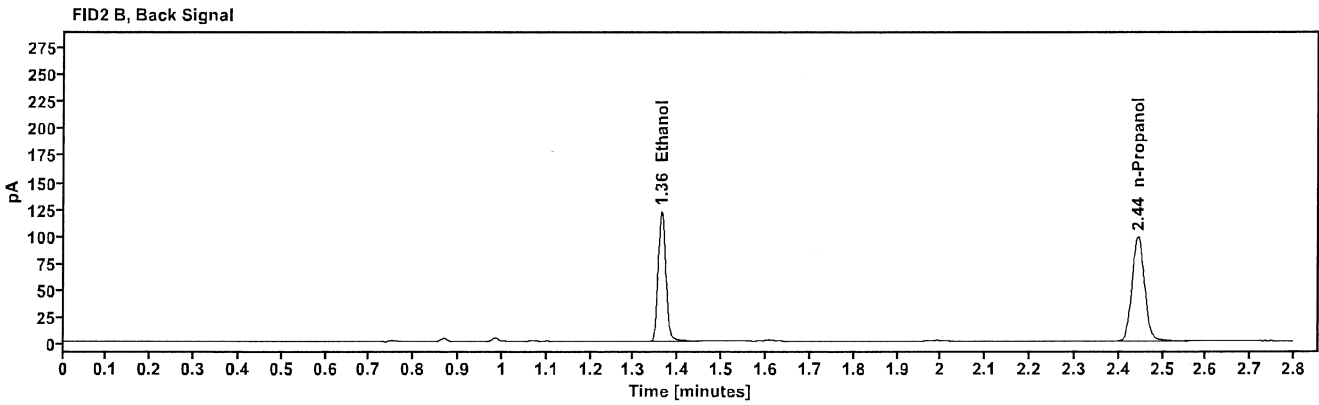
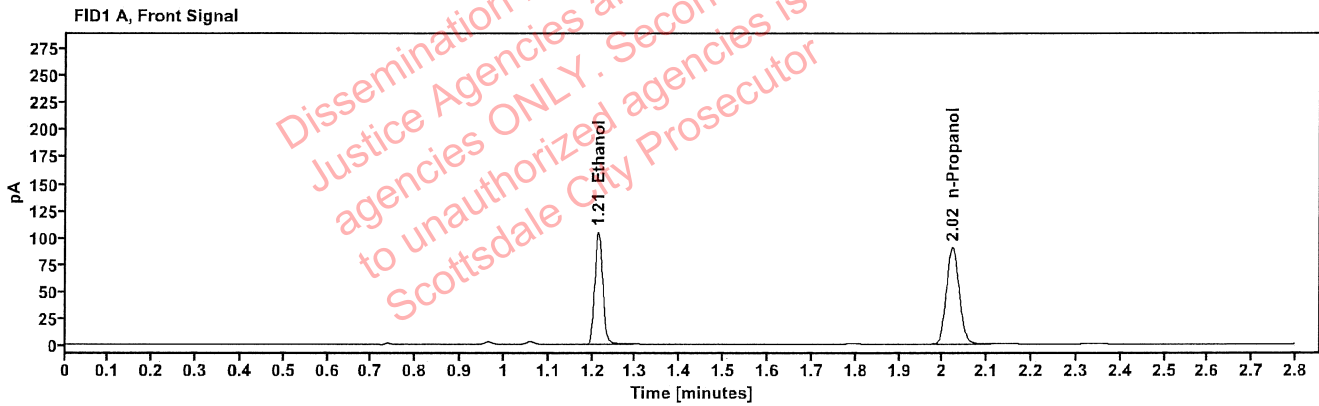


Table 1: FID 1 A (column DB-ALC1)

Compound	Amount (g/100mL)	Time (min)	Peak Area
>Ethanol	0.2127	1.213	133.377
n-Propanol	----	2.021	179.303

Table 2: FID 2 B (column DB-ALC2)

Compound	Time (min)	Peak Area
Ethanol	1.362	146.773
n-Propanol	2.444	194.940

### Scottsdale Police Department Crime Lab Volatiles Analysis

Sample:	2407689-2	Vial:	13
Description:		LIMS ID:	
Method:	ethanol quant.M	Sequence:	24Apr24
Instrument:	US14173023 CN14160045	Injection date:	4/24/2024 5:09:54 PM
Data file:	C:\Chem32\1\Data\24Apr24\13.D	Analyst:	Abbott

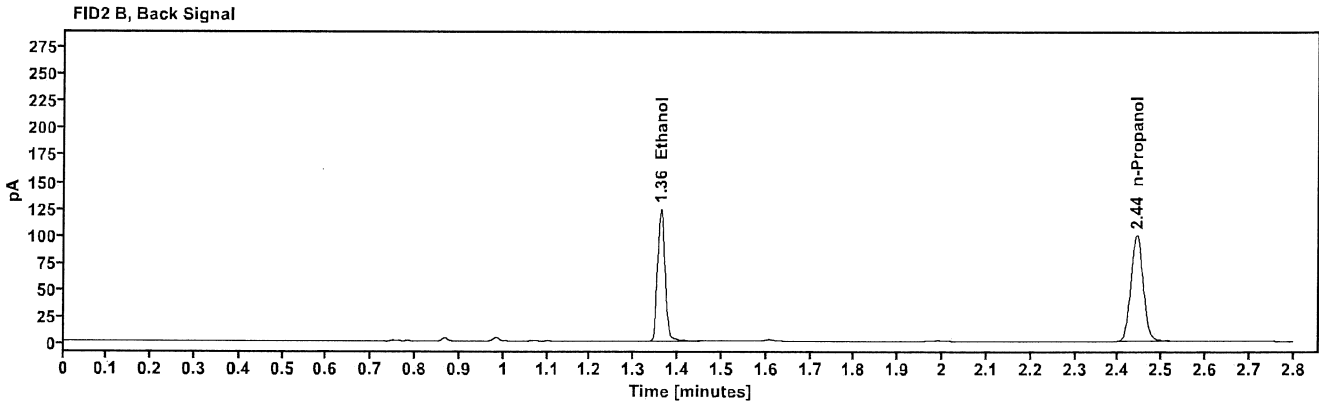
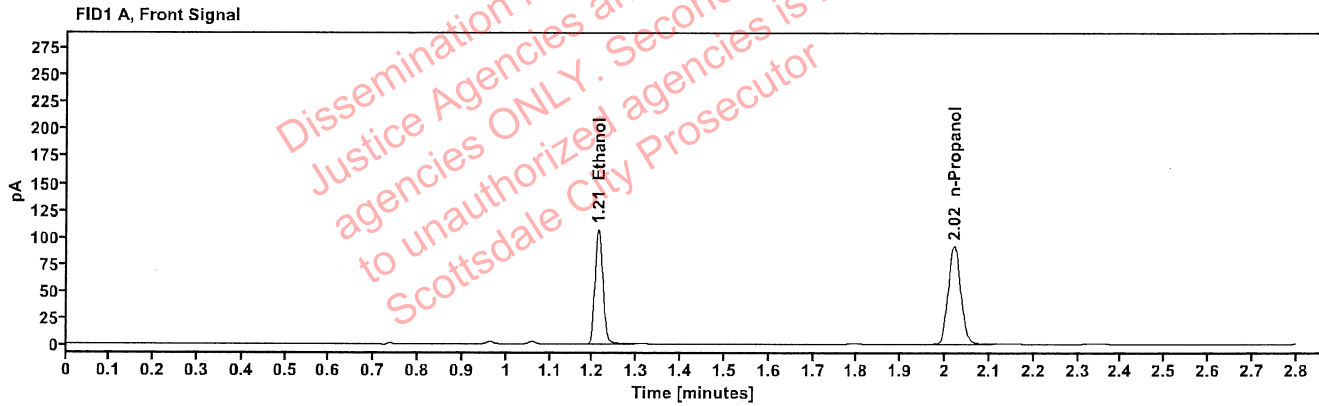


Table 1: FID 1 A (column DB-ALC1)

Compound	Amount (g/100mL)	Time (min)	Peak Area
>Ethanol	0.2124	1.212	135.868
n-Propanol	---	2.020	182.951

Table 2: FID 2 B (column DB-ALC2)

Compound	Time (min)	Peak Area
Ethanol	1.361	149.411
n-Propanol	2.442	197.659

Abbott, Lori - (25-Apr-2024)

Case: [REDACTED] Ser: LAbbott 4/25/2024

### Scottsdale Police Department Crime Lab Volatiles Analysis

Sample:	2407685-1	Vial:	14
Description:	[REDACTED]	LIMS ID:	[REDACTED]
Method:	ethanol quant.M	Sequence:	24Apr24
Instrument:	US14173023 CN14160045	Injection date:	4/24/2024 5:13:54 PM
Data file:	C:\Chem32\1\Data\24Apr24\14.D	Analyst:	Abbott

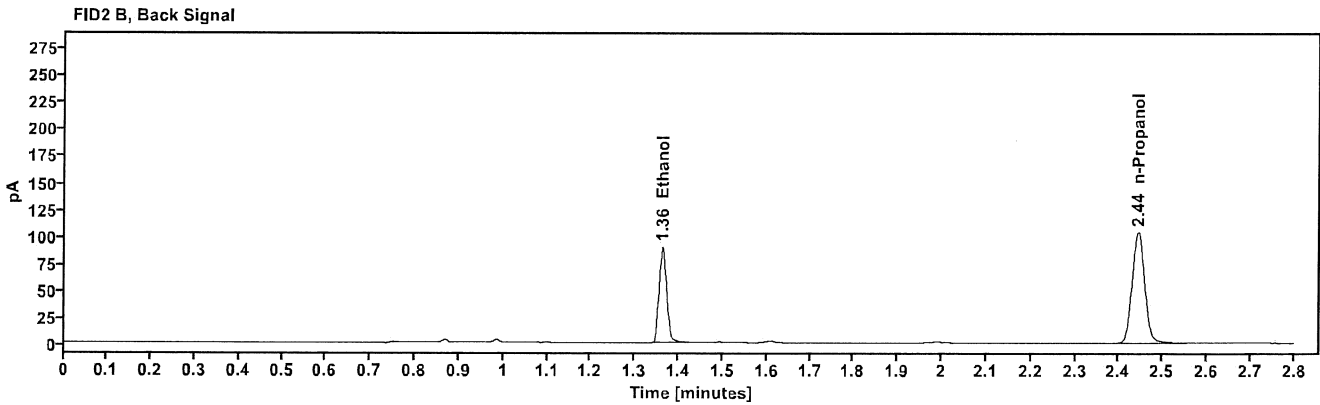
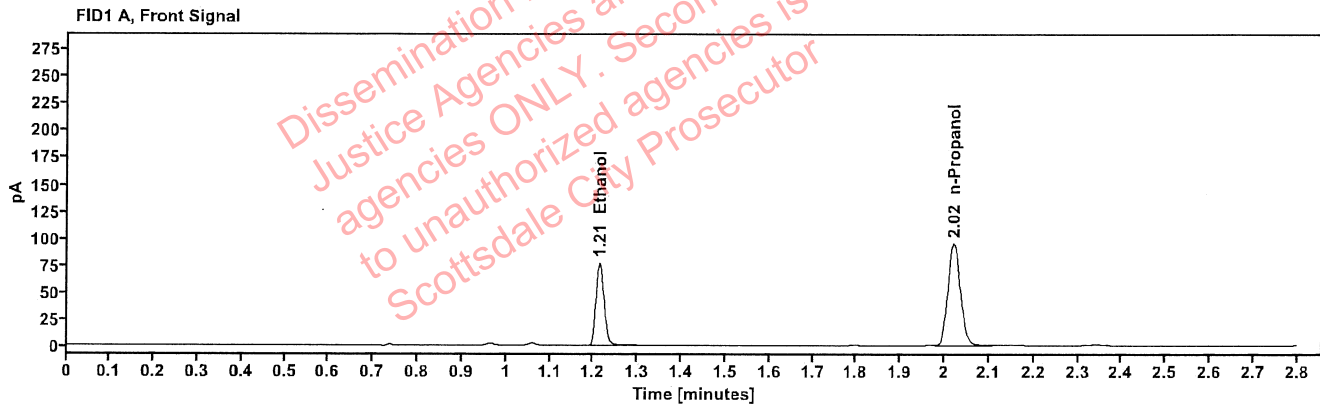


Table 1: FID 1 A (column DB-ALC1)

Compound	Amount (g/100mL)	Time (min)	Peak Area
>Ethanol	0.1480	1.214	98.187
n-Propanol	-----	2.021	190.161

Table 2: FID 2 B (column DB-ALC2)

Compound	Time (min)	Peak Area
Ethanol	1.362	107.927
n-Propanol	2.444	205.357

### Scottsdale Police Department Crime Lab Volatiles Analysis

Sample:	2407685-1	Vial:	15
Description:	[REDACTED]	LIMS ID:	[REDACTED]
Method:	ethanol quant.M	Sequence:	24Apr24
Instrument:	US14173023 CN14160045	Injection date:	4/24/2024 5:17:54 PM
Data file:	C:\Chem32\1\Data\24Apr24\15.D	Analyst:	Abbott

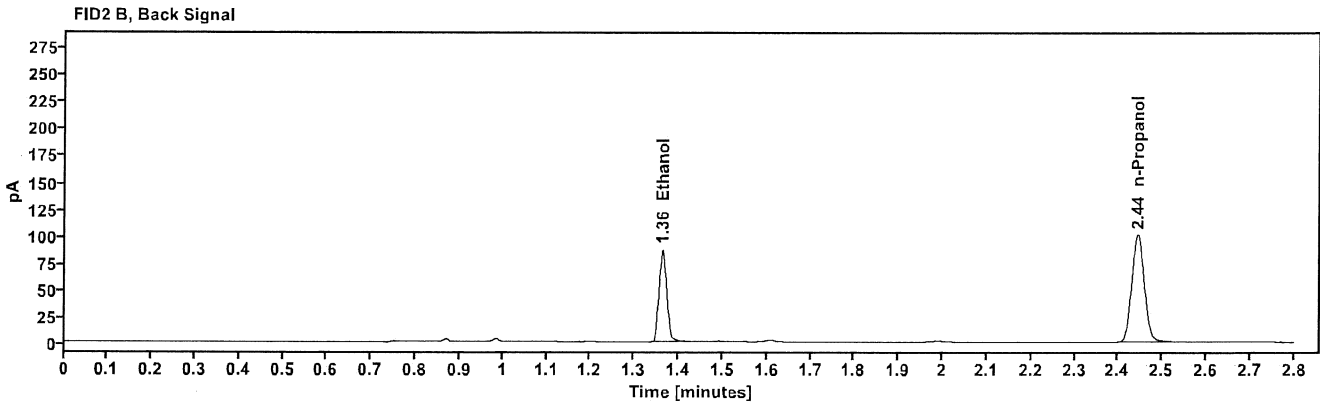
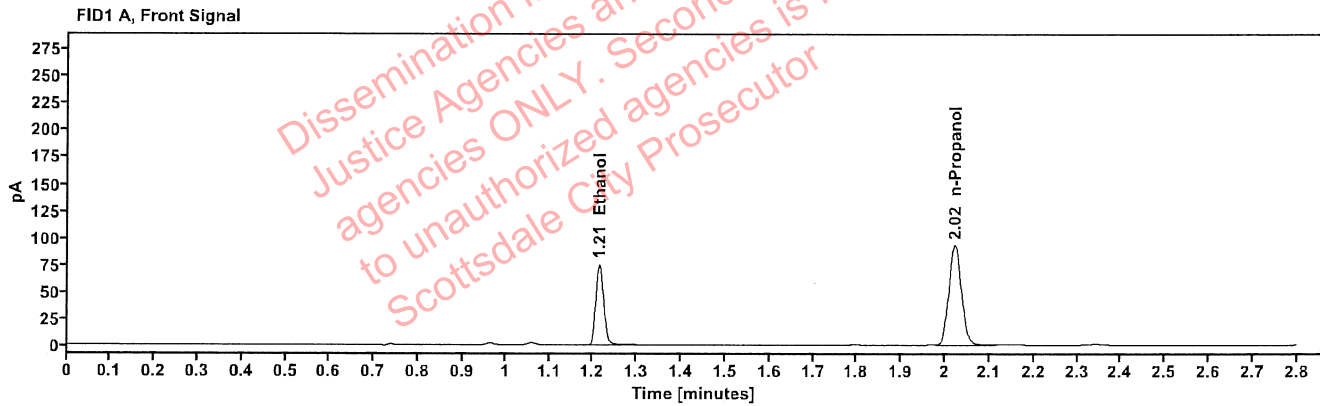


Table 1: FID 1 A (column DB-ALC1)

Compound	Amount (g/100mL)	Time (min)	Peak Area
>Ethanol	0.1477	1.214	95.751
n-Propanol	-----	2.021	185.753

Table 2: FID 2 B (column DB-ALC2)

Compound	Time (min)	Peak Area
Ethanol	1.363	105.129
n-Propanol	2.444	200.382

[Redacted]: Abbott, Lori - (25-Apr-2024)  
Case: [Redacted] User: LAbbott 4/25/2024

### Scottsdale Police Department Crime Lab Volatiles Analysis

Sample:	2407848-1	Vial:	16
Description:	[Redacted]	LIMS ID:	[Redacted]
Method:	ethanol quant.M	Sequence:	24Apr24
Instrument:	US14173023 CN14160045	Injection date:	4/24/2024 5:21:54 PM
Data file:	C:\Chem32\1\Data\24Apr24\16.D	Analyst:	Abbott

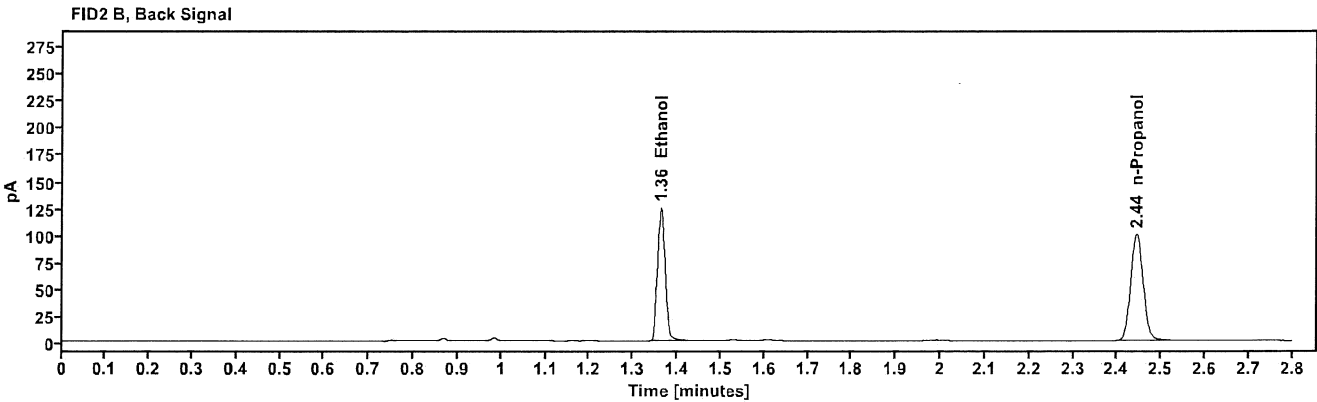
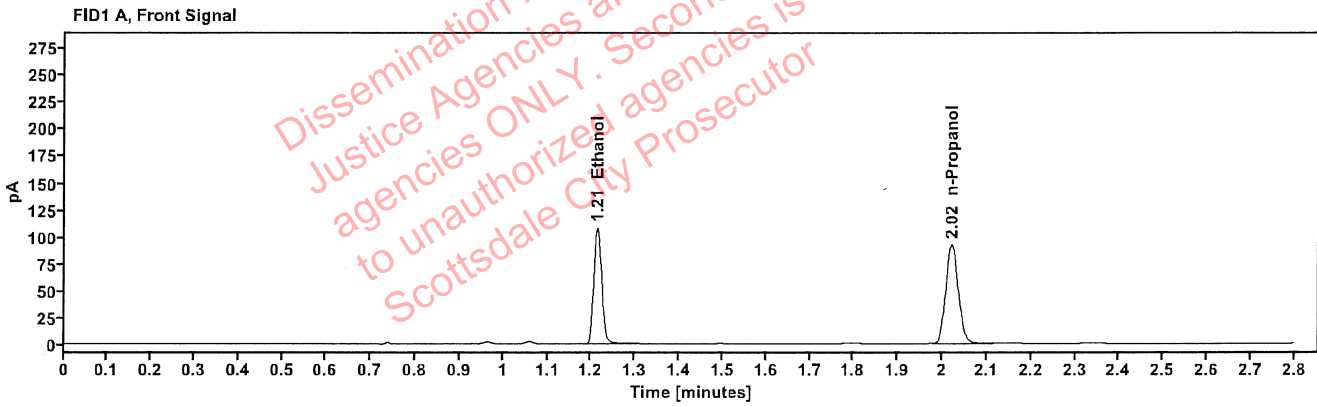


Table 1: FID 1 A (column DB-ALC1)

Compound	Amount (g/100mL)	Time (min)	Peak Area
>Ethanol	0.2138	1.213	137.695
n-Propanol	-----	2.021	184.166

Table 2: FID 2 B (column DB-ALC2)

Compound	Time (min)	Peak Area
Ethanol	1.362	151.178
n-Propanol	2.443	198.464

[REDACTED]: Abbott, Lori - (25-Apr-2024)

Case: [REDACTED] ser: LAbbott 4/25/2024

### Scottsdale Police Department Crime Lab Volatiles Analysis

Sample:	2407848-1	Vial:	17
Description:	[REDACTED]	LIMS ID:	[REDACTED]
Method:	ethanol quant.M	Sequence:	24Apr24
Instrument:	US14173023 CN14160045	Injection date:	4/24/2024 5:25:55 PM
Data file:	C:\Chem32\1\Data\24Apr24\17.D	Analyst:	Abbott

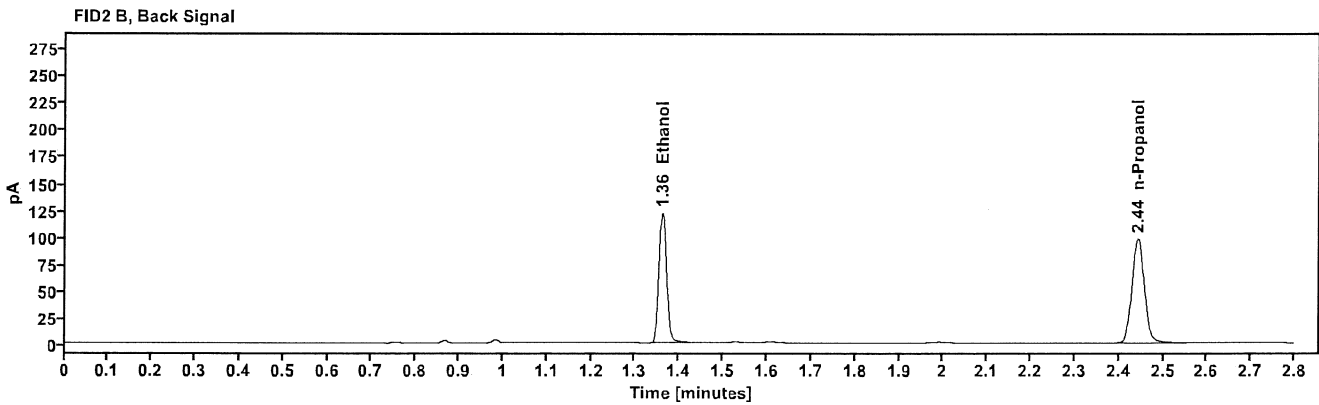
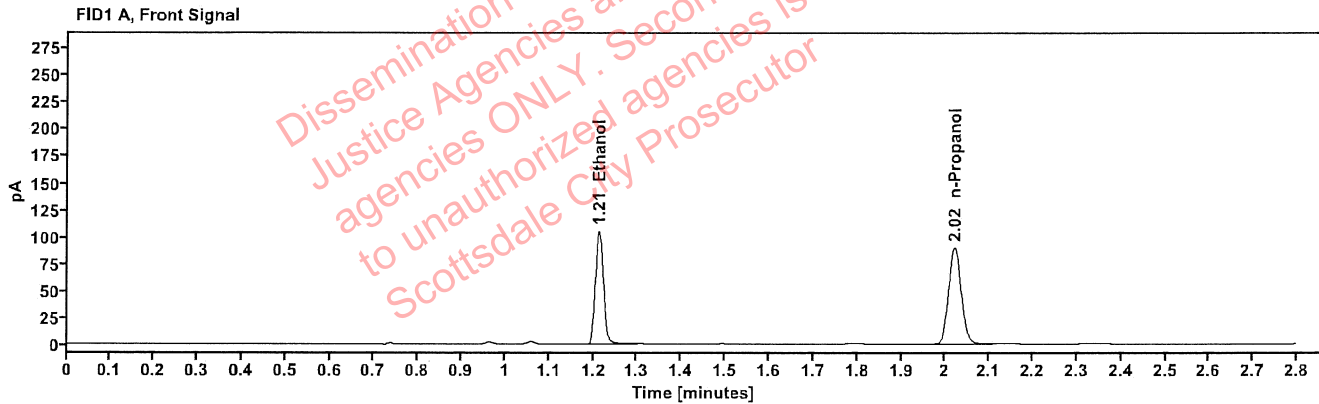


Table 1: FID 1 A (column DB-ALC1)

Compound	Amount (g/100mL)	Time (min)	Peak Area
>Ethanol	0.2143	1.213	133.732
n-Propanol	-----	2.020	178.446

Table 2: FID 2 B (column DB-ALC2)

Compound	Time (min)	Peak Area
Ethanol	1.361	147.812
n-Propanol	2.442	193.773

: Abbott, Lori - (25-Apr-2024)

Case: [REDACTED] User: LAbbott 4/25/2024

### Scottsdale Police Department Crime Lab Volatiles Analysis

Sample:	2407694-2	Vial:	18
Description:	[REDACTED]	LIMS ID:	[REDACTED]
Method:	ethanol quant.M	Sequence:	24Apr24
Instrument:	US14173023 CN14160045	Injection date:	4/24/2024 5:29:54 PM
Data file:	C:\Chem32\1\Data\24Apr24\18.D	Analyst:	Abbott

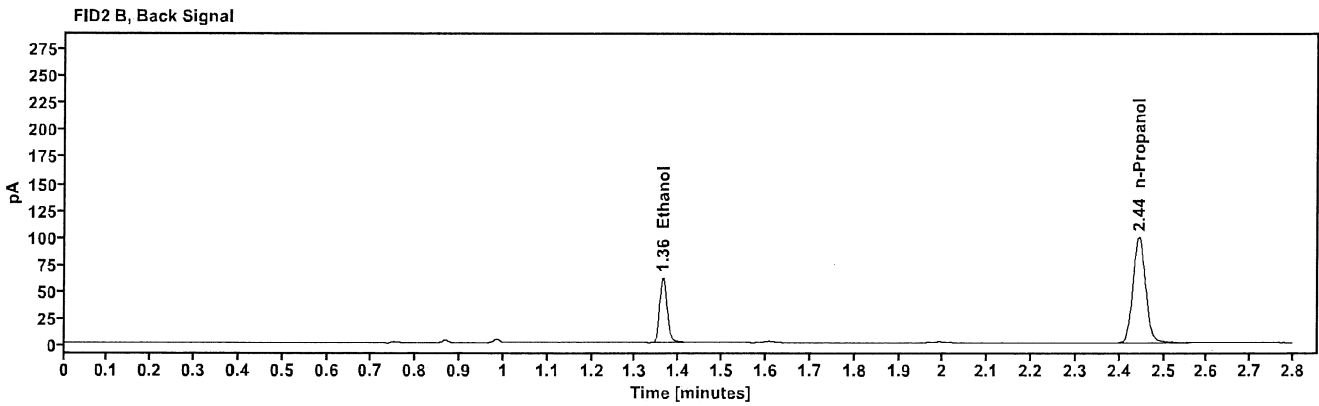
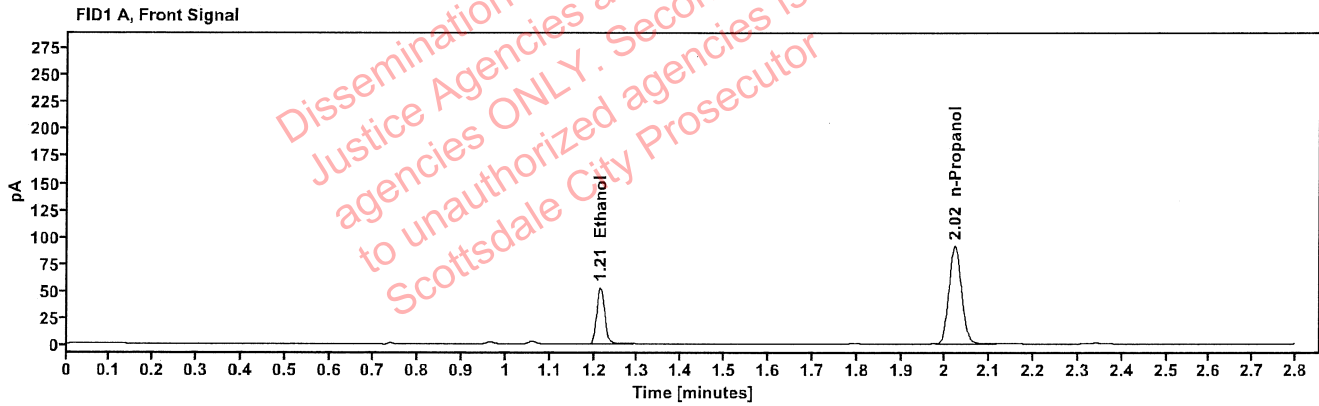


Table 1: FID 1 A (column DB-ALC1)

Compound	Amount (g/100mL)	Time (min)	Peak Area
>Ethanol	0.1069	1.214	67.542
n-Propanol	-----	2.021	181.499

Table 2: FID 2 B (column DB-ALC2)

Compound	Time (min)	Peak Area
Ethanol	1.363	74.145
n-Propanol	2.444	197.367

[REDACTED]: Abbott, Lori - (25-Apr-2024)

Case: [REDACTED] User: LAbbott 4/25/2024

### Scottsdale Police Department Crime Lab Volatiles Analysis

Sample:	2407694-2	Vial:	19
Description:	[REDACTED]	LIMS ID:	[REDACTED]
Method:	ethanol quant.M	Sequence:	24Apr24
Instrument:	US14173023 CN14160045	Injection date:	4/24/2024 5:34:09 PM
Data file:	C:\Chem32\1\Data\24Apr24\19.D	Analyst:	Abbott

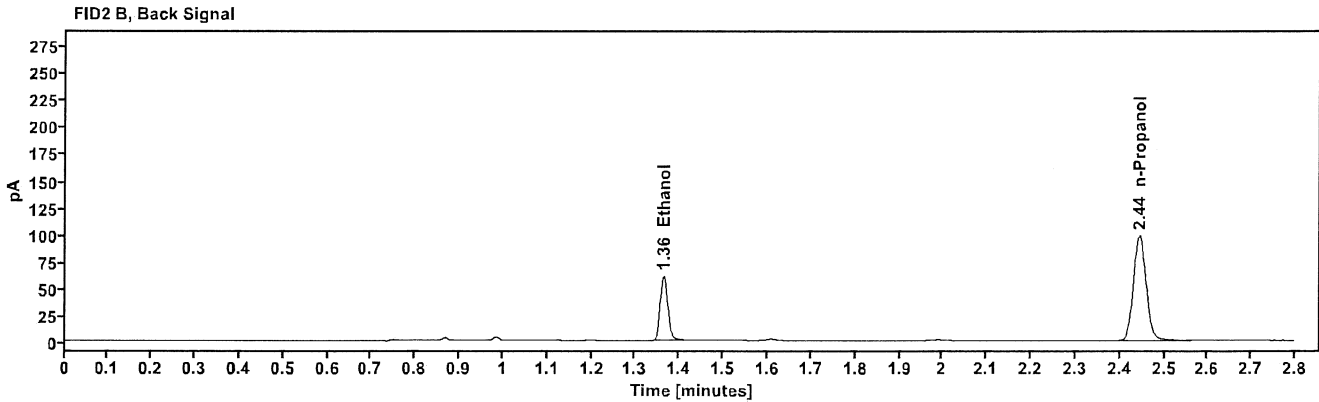
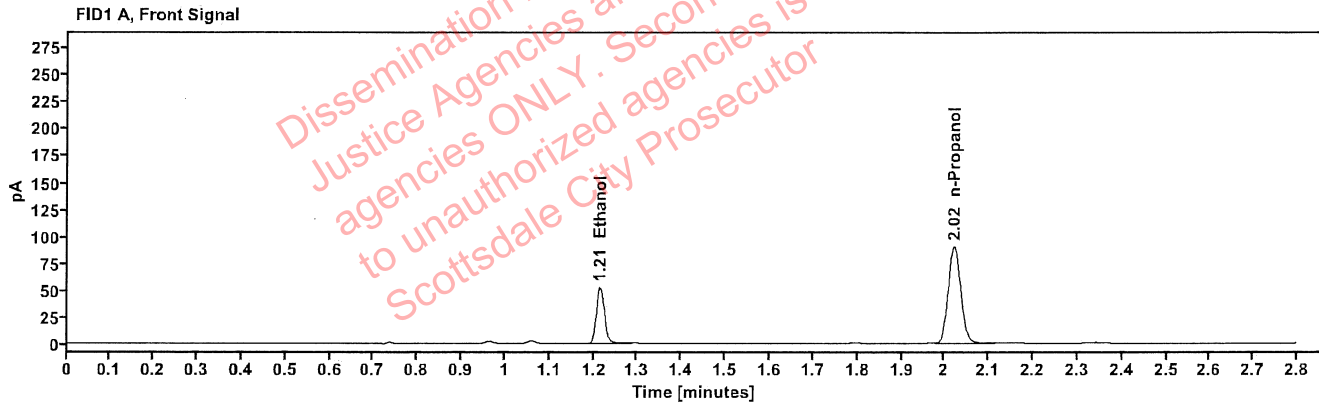


Table 1: FID 1 A (column DB-ALC1)

Compound	Amount (g/100mL)	Time (min)	Peak Area
>Ethanol	0.1063	1.214	67.101
n-Propanol	-----	2.022	181.307

Table 2: FID 2 B (column DB-ALC2)

Compound	Time (min)	Peak Area
Ethanol	1.363	73.600
n-Propanol	2.444	195.785



### Scottsdale Police Department Crime Lab Volatiles Analysis

Sample:	2407767-2	Vial:	21
Description:	[REDACTED]	LIMS ID:	[REDACTED]
Method:	ethanol quant.M	Sequence:	24Apr24
Instrument:	US14173023 CN14160045	Injection date:	4/24/2024 5:42:09 PM
Data file:	C:\Chem32\1\Data\24Apr24\21.D	Analyst:	Abbott

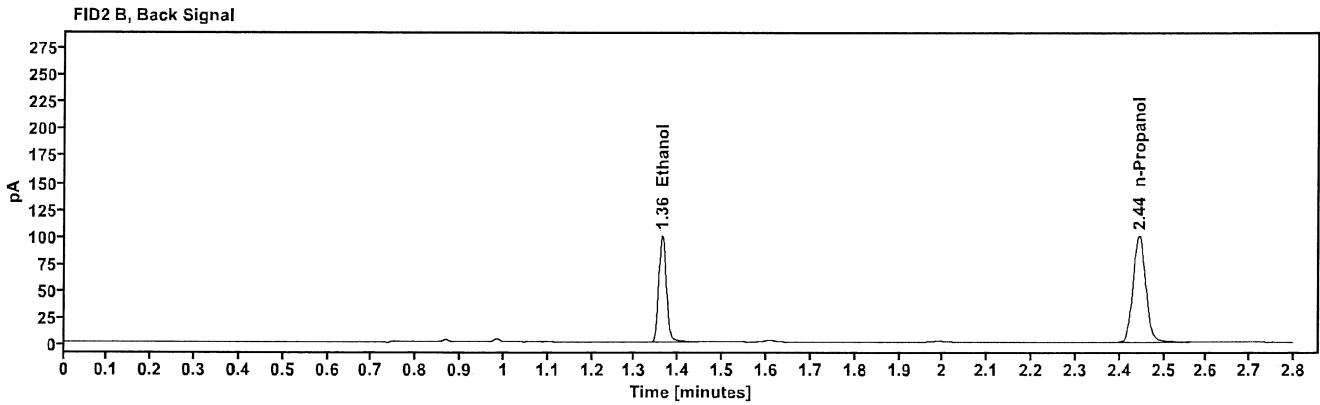
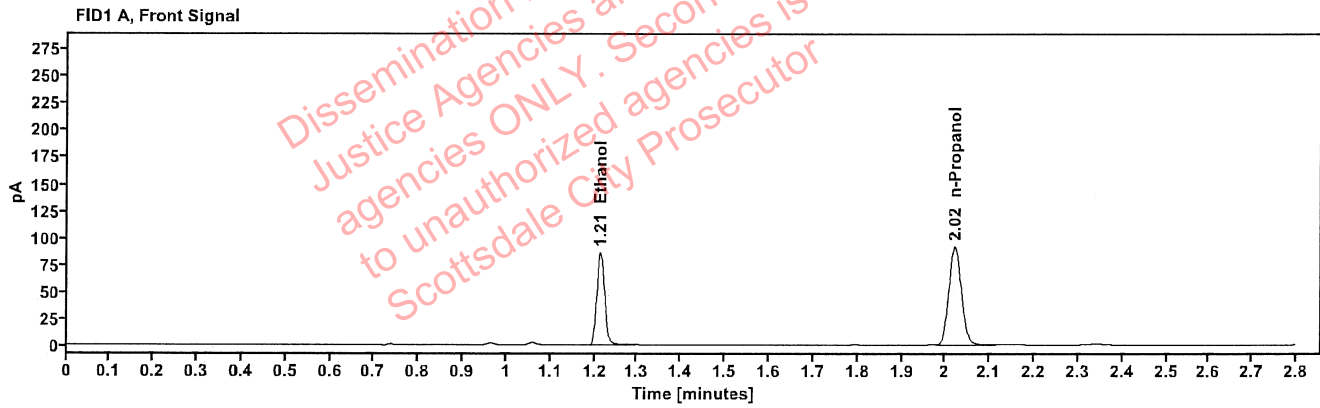


Table 1: FID 1 A (column DB-ALC1)

Compound	Amount (g/100mL)	Time (min)	Peak Area
>Ethanol	0.1707	1.213	109.508
n-Propanol	-----	2.021	183.680

Table 2: FID 2 B (column DB-ALC2)

Compound	Time (min)	Peak Area
Ethanol	1.362	120.475
n-Propanol	2.444	198.544

### Scottsdale Police Department Crime Lab Volatiles Analysis

Sample:	2407767-2	Vial:	22
Description:	[REDACTED]	LIMS ID:	[REDACTED]
Method:	ethanol quant.M	Sequence:	24Apr24
Instrument:	US14173023 CN14160045	Injection date:	4/24/2024 5:46:09 PM
Data file:	C:\Chem32\1\Data\24Apr24\22.D	Analyst:	Abbott

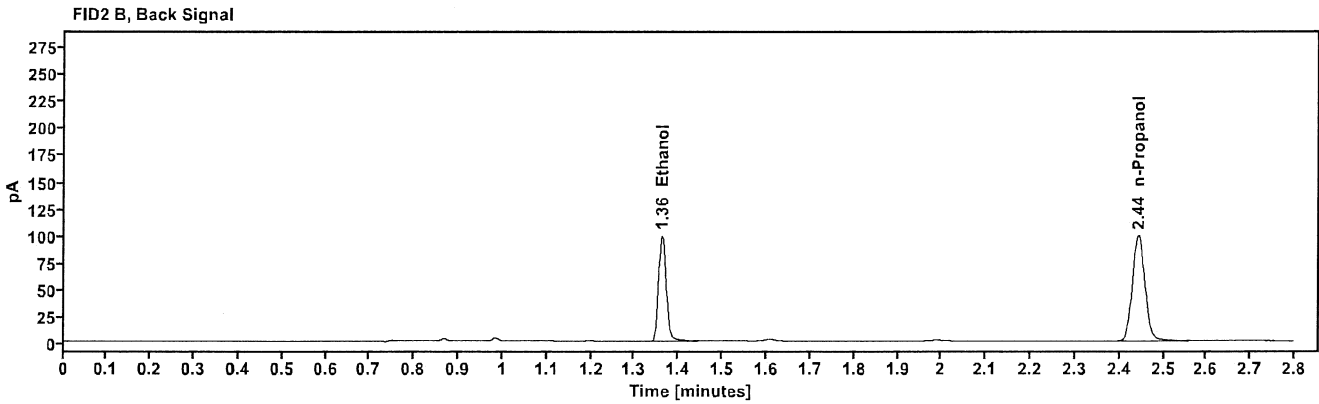
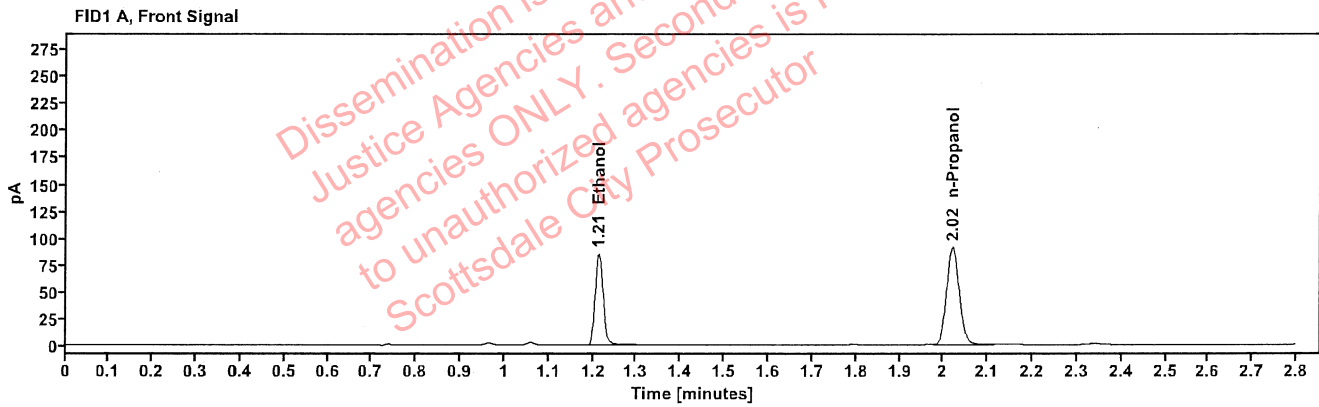


Table 1: FID 1 A (column DB-ALC1)

Compound	Amount (g/100mL)	Time (min)	Peak Area
>Ethanol	0.1707	1.213	108.700
n-Propanol	-----	2.020	182.344

Table 2: FID 2 B (column DB-ALC2)

Compound	Time (min)	Peak Area
Ethanol	1.362	119.410
n-Propanol	2.443	196.981

### Scottsdale Police Department Crime Lab Volatiles Analysis

Sample:	2407542-1	Vial:	23
Description:	[REDACTED]	LIMS ID:	[REDACTED]
Method:	ethanol quant.M	Sequence:	24Apr24
Instrument:	US14173023 CN14160045	Injection date:	4/24/2024 5:50:10 PM
Data file:	C:\Chem32\1\Data\24Apr24\23.D	Analyst:	Abbott

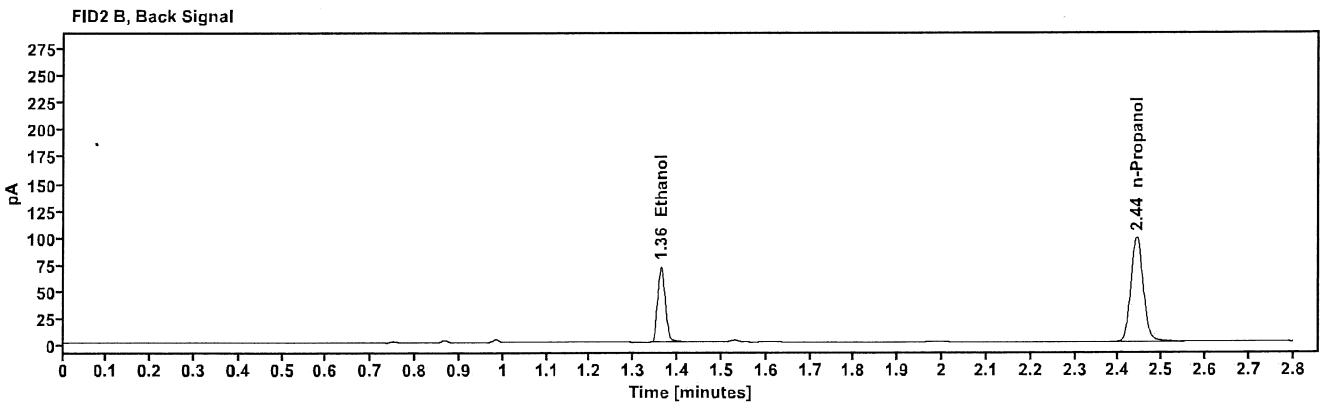
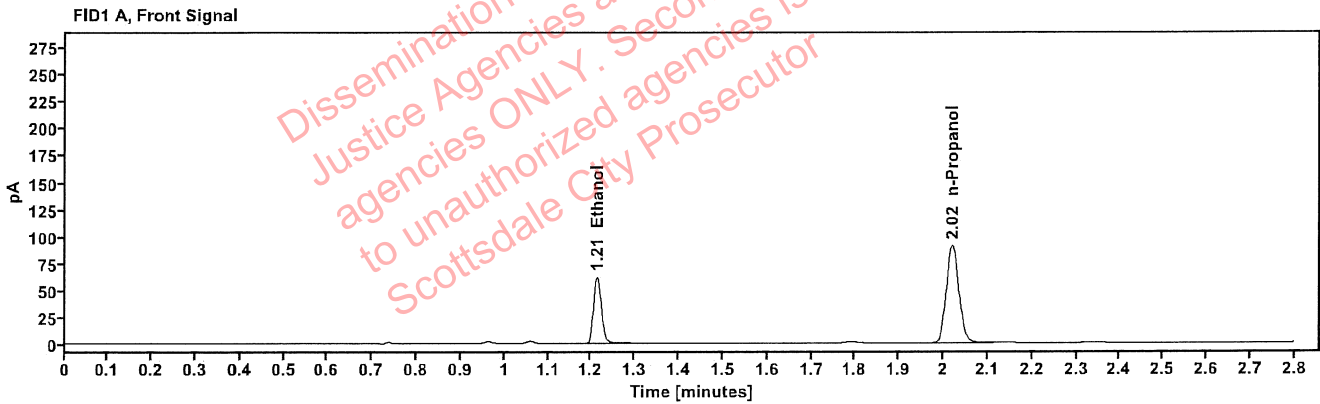


Table 1: FID 1 A (column DB-ALC1)

Compound	Amount (g/100mL)	Time (min)	Peak Area
>Ethanol	0.1260	1.213	79.233
n-Propanol	-----	2.020	180.423

Table 2: FID 2 B (column DB-ALC2)

Compound	Time (min)	Peak Area
Ethanol	1.362	86.914
n-Propanol	2.442	195.795

Abbott, Lori - (25-Apr-2024)

Case: User: LAbbott 4/25/2024

### Scottsdale Police Department Crime Lab Volatiles Analysis

Sample:	2407542-1	Vial:	24
Description:		LIMS ID:	
Method:	ethanol quant.M	Sequence:	24Apr24
Instrument:	US14173023 CN14160045	Injection date:	4/24/2024 5:54:10 PM
Data file:	C:\Chem32\1\Data\24Apr24\24.D	Analyst:	Abbott

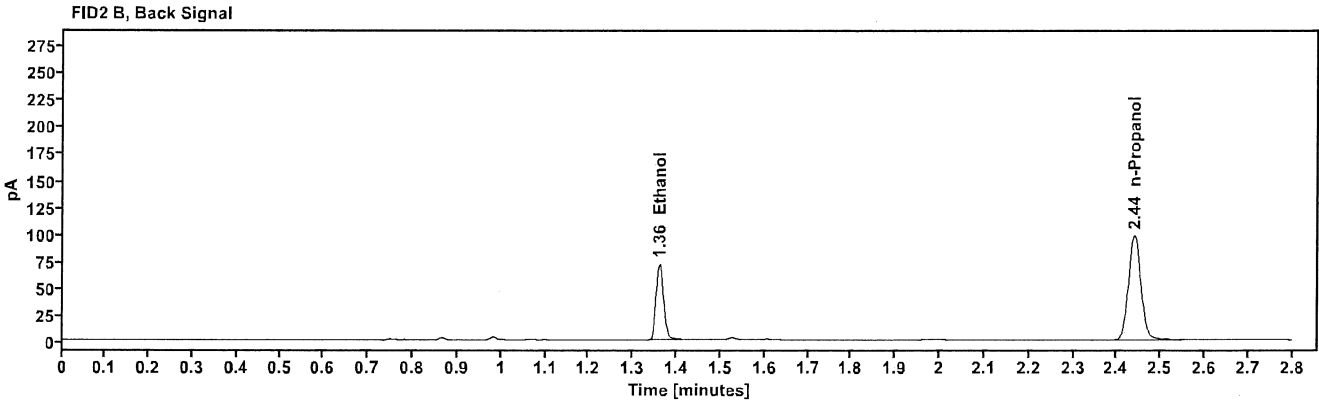
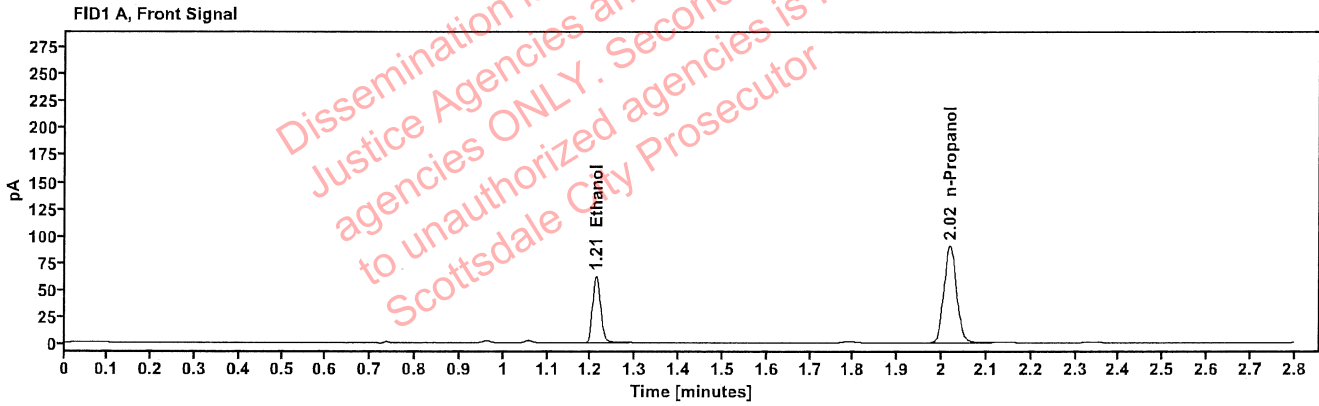


Table 1: FID 1 A (column DB-ALC1)

Compound	Amount (g/100mL)	Time (min)	Peak Area
>Ethanol	0.1261	1.212	78.920
n-Propanol	-----	2.018	179.611

Table 2: FID 2 B (column DB-ALC2)

Compound	Time (min)	Peak Area
Ethanol	1.360	86.610
n-Propanol	2.440	194.786

[REDACTED]: Abbott, Lori - (25-Apr-2024)

Case: [REDACTED] User: LAbbott 4/25/2024

### Scottsdale Police Department Crime Lab Volatiles Analysis

Sample:	2407997-1	Vial:	25
Description:	[REDACTED]	LIMS ID:	[REDACTED]
Method:	ethanol quant.M	Sequence:	24Apr24
Instrument:	US14173023 CN14160045	Injection date:	4/24/2024 5:58:25 PM
Data file:	C:\Chem32\1\Data\24Apr24\25.D	Analyst:	Abbott

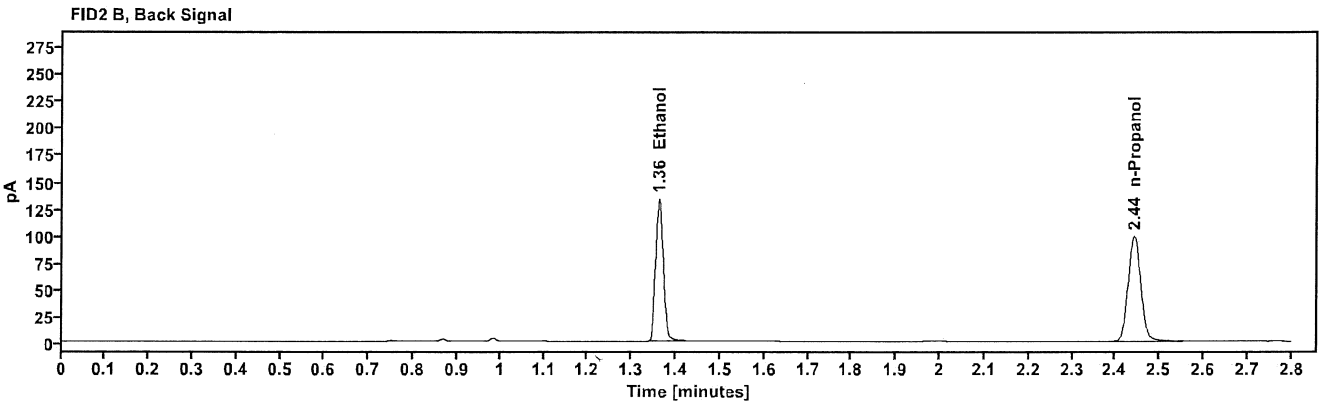
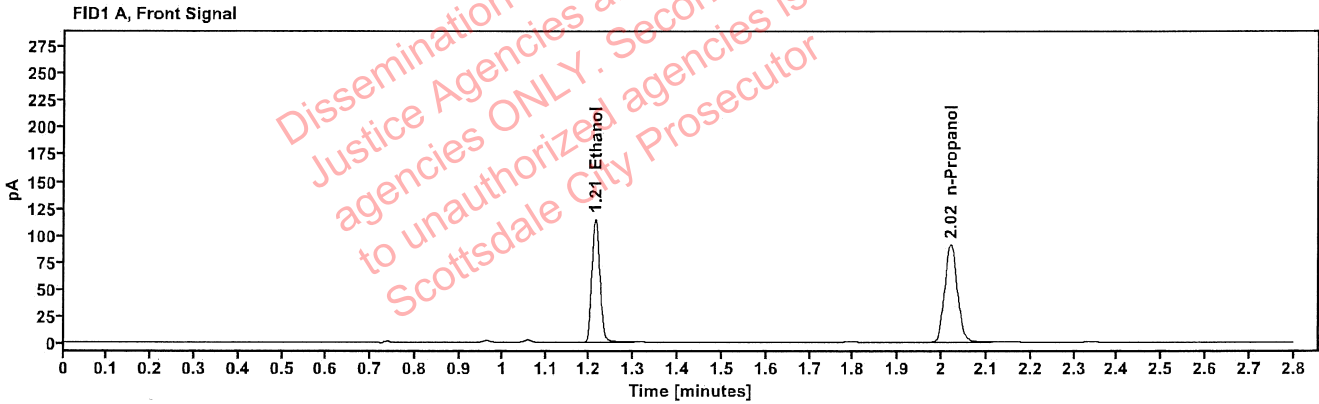


Table 1: FID 1 A (column DB-ALC1)

Compound	Amount (g/100mL)	Time (min)	Peak Area
>Ethanol	0.2319	1.213	147.023
n-Propanol	-----	2.020	181.218

Table 2: FID 2 B (column DB-ALC2)

Compound	Time (min)	Peak Area
Ethanol	1.362	161.125
n-Propanol	2.442	196.422

### Scottsdale Police Department Crime Lab Volatiles Analysis

Sample:	2407997-1	Vial:	26
Description:	[REDACTED]	LIMS ID:	[REDACTED]
Method:	ethanol quant.M	Sequence:	24Apr24
Instrument:	US14173023 CN14160045	Injection date:	4/24/2024 6:02:24 PM
Data file:	C:\Chem32\1\Data\24Apr24\26.D	Analyst:	Abbott

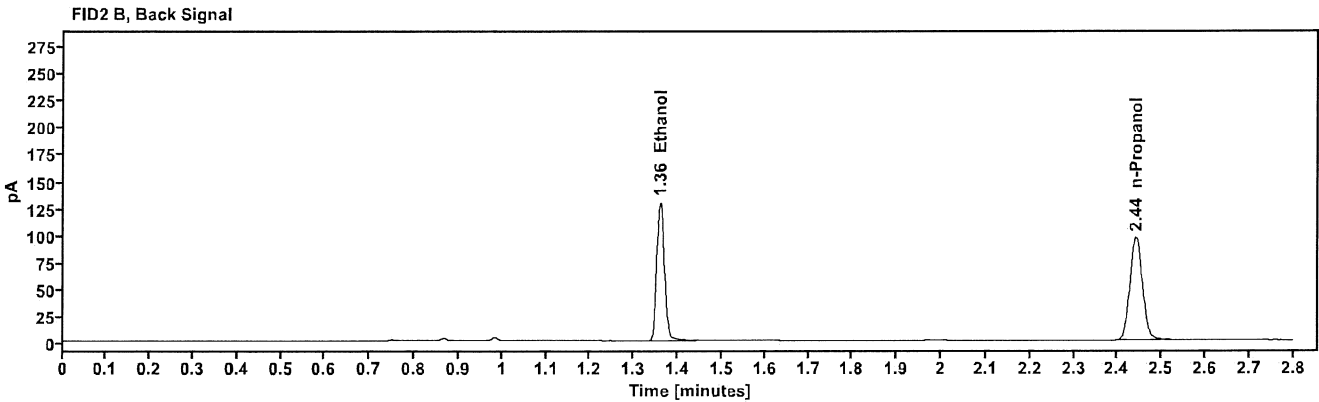
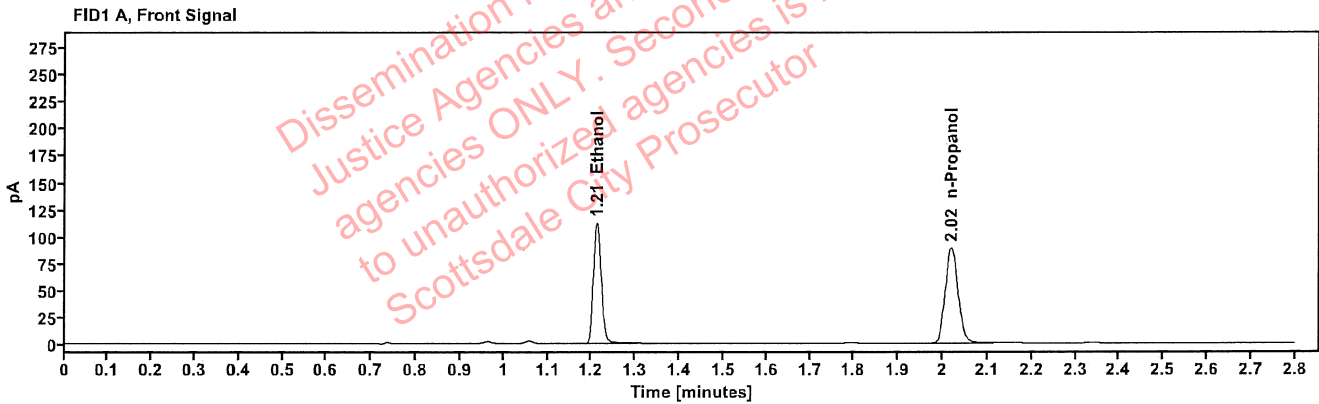


Table 1: FID 1 A (column DB-ALC1)

Compound	Amount (g/100mL)	Time (min)	Peak Area
>Ethanol	0.2297	1.211	142.477
n-Propanol	-----	2.019	177.364

Table 2: FID 2 B (column DB-ALC2)

Compound	Time (min)	Peak Area
Ethanol	1.359	156.317
n-Propanol	2.441	192.221

### Scottsdale Police Department Crime Lab Volatiles Analysis

Sample:	2407998-1	Vial:	27
Description:	[REDACTED]	LIMS ID:	[REDACTED]
Method:	ethanol quant.M	Sequence:	24Apr24
Instrument:	US14173023 CN14160045	Injection date:	4/24/2024 6:06:25 PM
Data file:	C:\Chem32\1\Data\24Apr24\27.D	Analyst:	Abbott

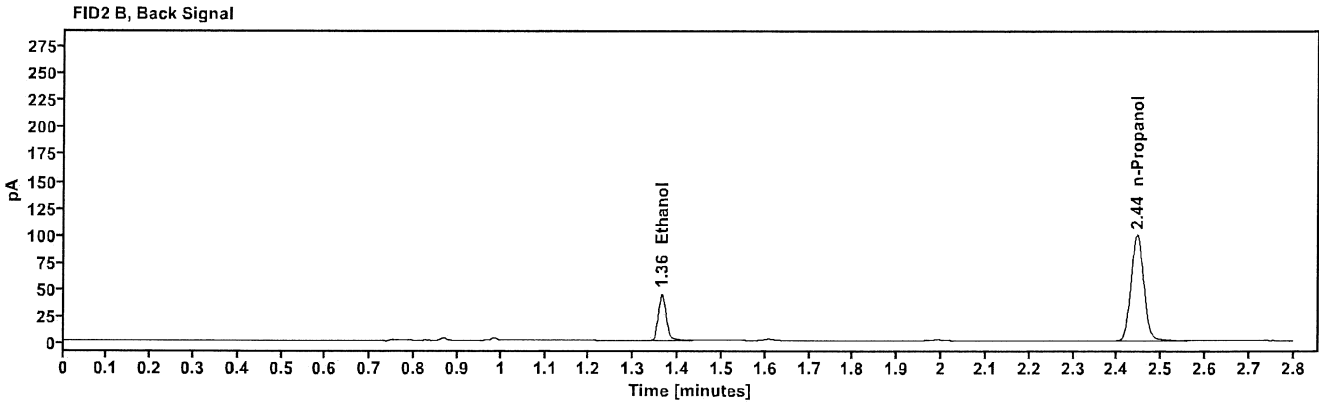
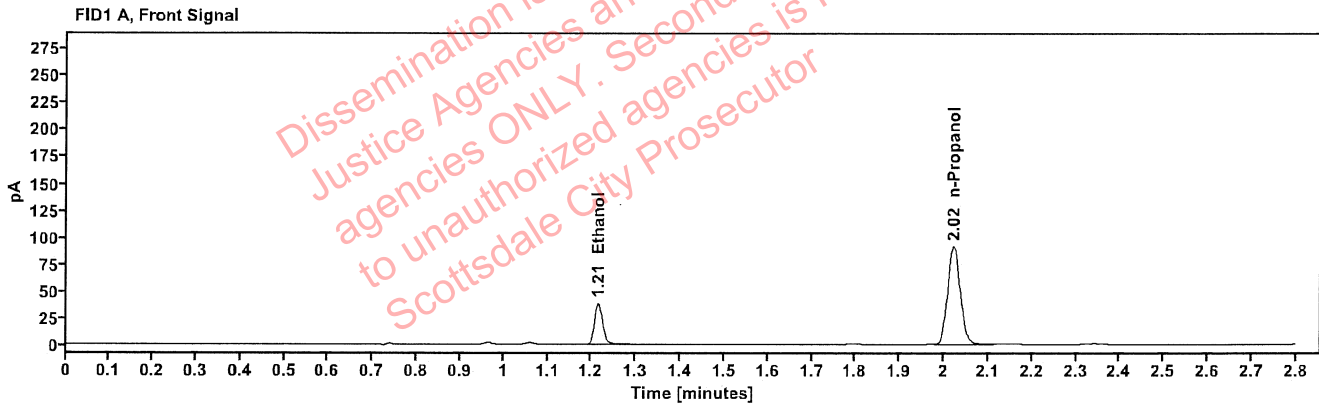


Table 1: FID 1 A (column DB-ALC1)

Compound	Amount (g/100mL)	Time (min)	Peak Area
>Ethanol	0.0779	1.215	48.992
n-Propanol	-----	2.022	181.411

Table 2: FID 2 B (column DB-ALC2)

Compound	Time (min)	Peak Area
Ethanol	1.363	53.807
n-Propanol	2.444	197.406

### Scottsdale Police Department Crime Lab Volatiles Analysis

Sample:	2407998-1	Vial:	28
Description:		LIMS ID:	
Method:	ethanol quant.M	Sequence:	24Apr24
Instrument:	US14173023 CN14160045	Injection date:	4/24/2024 6:10:25 PM
Data file:	C:\Chem32\1\Data\24Apr24\28.D	Analyst:	Abbott

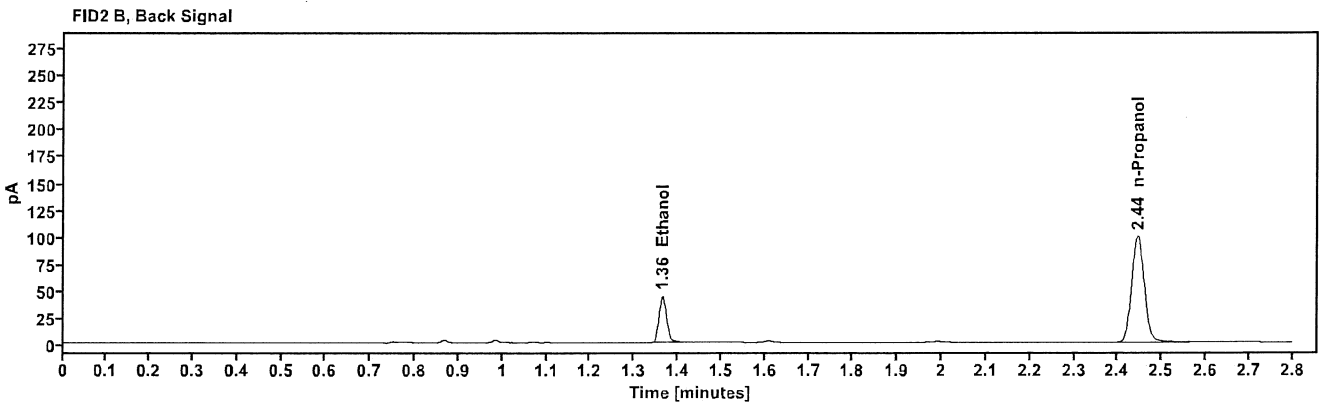
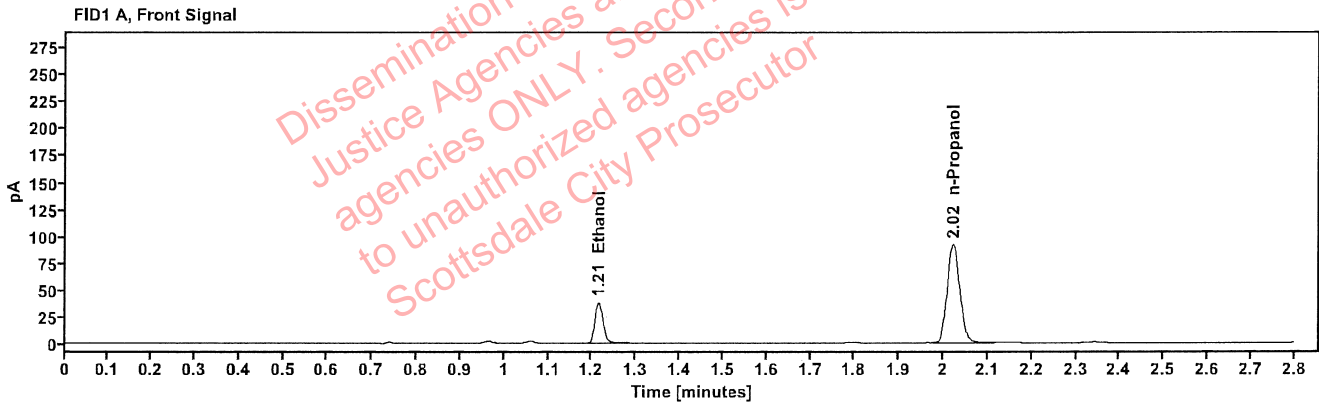


Table 1: FID 1 A (column DB-ALC1)

Compound	Amount (g/100mL)	Time (min)	Peak Area
>Ethanol	0.0767	1.215	48.847
n-Propanol	-----	2.022	183.664

Table 2: FID 2 B (column DB-ALC2)

Compound	Time (min)	Peak Area
Ethanol	1.364	53.590
n-Propanol	2.445	198.421



### Scottsdale Police Department Crime Lab Volatiles Analysis

Sample:	2408002-1	Vial:	29
Description:		LIMS ID:	
Method:	ethanol quant.M	Sequence:	24Apr24
Instrument:	US14173023 CN14160045	Injection date:	4/24/2024 6:14:25 PM
Data file:	C:\Chem32\1\Data\24Apr24\29.D	Analyst:	Abbott

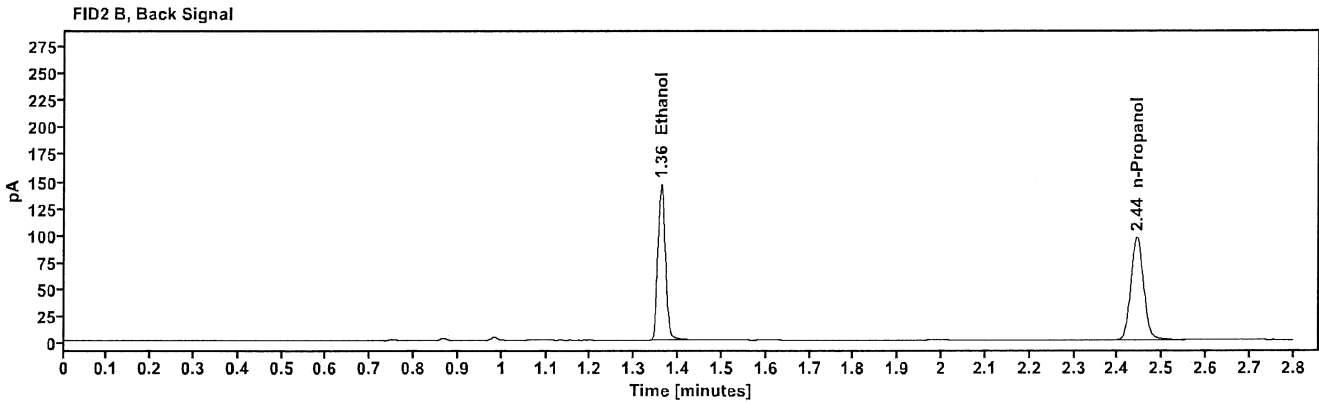
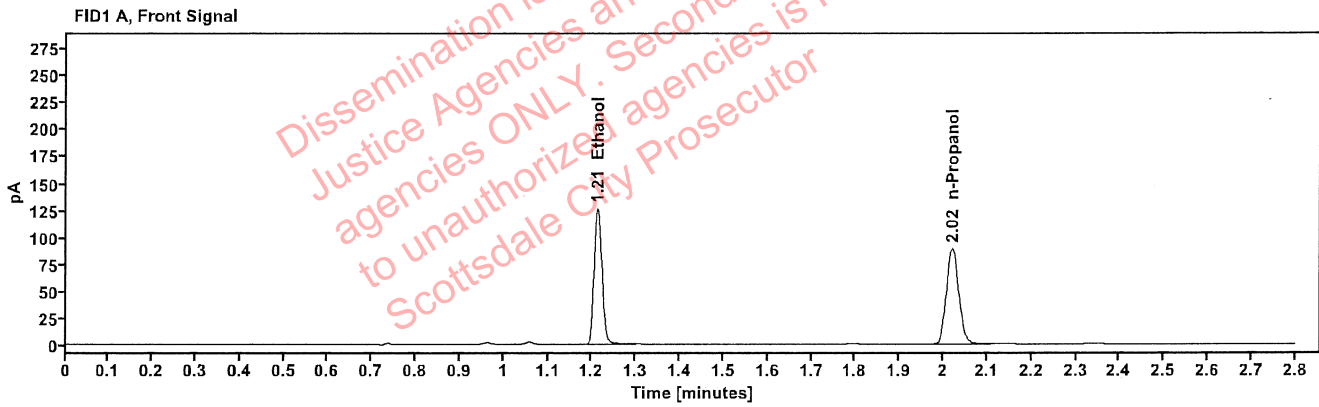


Table 1: FID 1 A (column DB-ALC1)

Compound	Amount (g/100mL)	Time (min)	Peak Area
>Ethanol	0.2587	1.212	159.824
n-Propanol	-----	2.020	176.520

Table 2: FID 2 B (column DB-ALC2)

Compound	Time (min)	Peak Area
Ethanol	1.360	175.598
n-Propanol	2.443	191.412

### Scottsdale Police Department Crime Lab Volatiles Analysis

Sample:	2408002-1	Vial:	30
Description:	[REDACTED]	LIMS ID:	[REDACTED]
Method:	ethanol quant.M	Sequence:	24Apr24
Instrument:	US14173023 CN14160045	Injection date:	4/24/2024 6:18:25 PM
Data file:	C:\Chem32\1\Data\24Apr24\30.D	Analyst:	Abbott

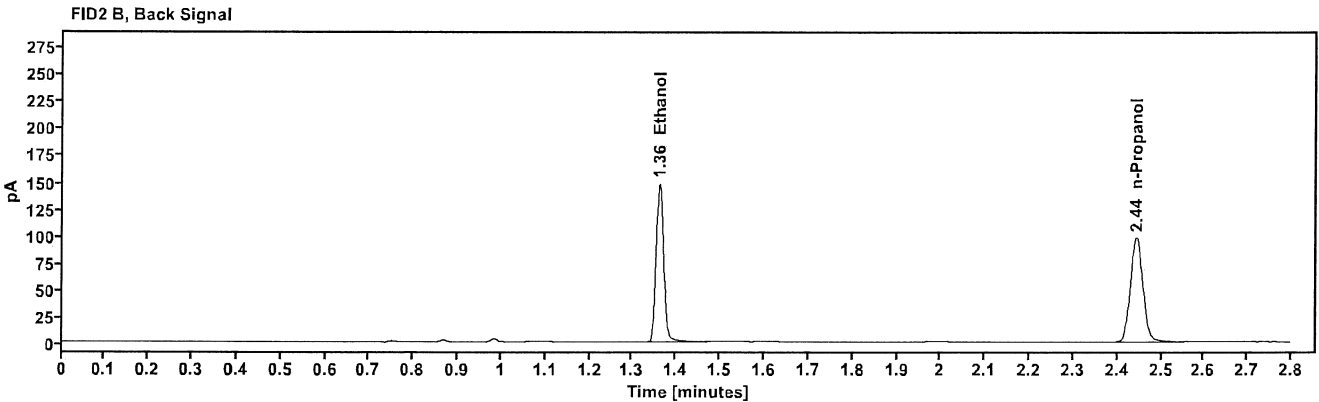
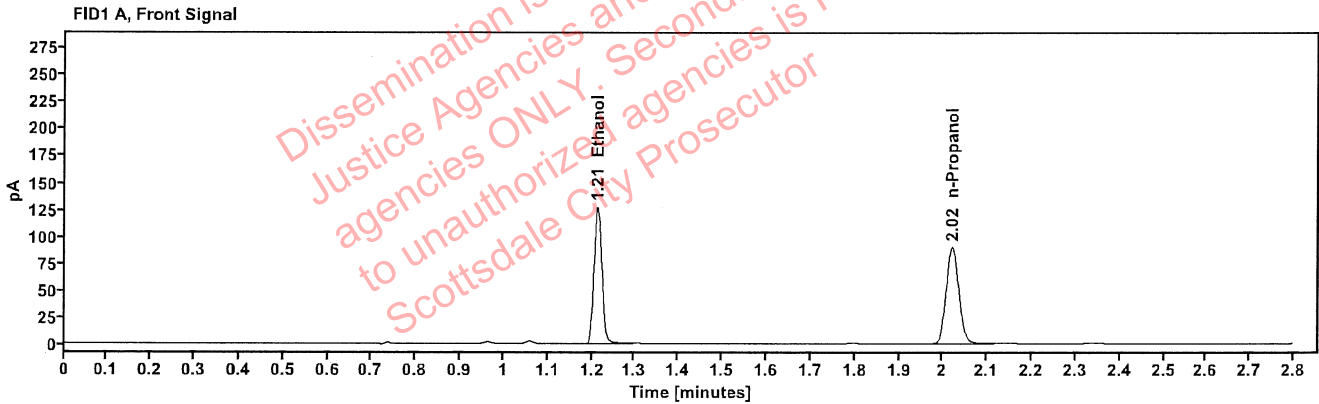


Table 1: FID 1 A (column DB-ALC1)

Compound	Amount (g/100mL)	Time (min)	Peak Area
>Ethanol	0.2585	1.213	161.829
n-Propanol	-----	2.021	178.910

Table 2: FID 2 B (column DB-ALC2)

Compound	Time (min)	Peak Area
Ethanol	1.361	179.389
n-Propanol	2.443	193.994

## Scottsdale Police Department Crime Lab Volatiles Analysis

<b>Sample:</b>	2408007-2	<b>Vial:</b>	32
<b>Description:</b>	[REDACTED]	<b>LIMS ID:</b>	[REDACTED]
<b>Method:</b>	ethanol quant.M	<b>Sequence:</b>	24Apr24
<b>Instrument:</b>	US14173023 CN14160045	<b>Injection date:</b>	4/24/2024 6:26:39 PM
<b>Data file:</b>	C:\Chem32\1\Data\24Apr24\32.D	<b>Analyst:</b>	Abbott

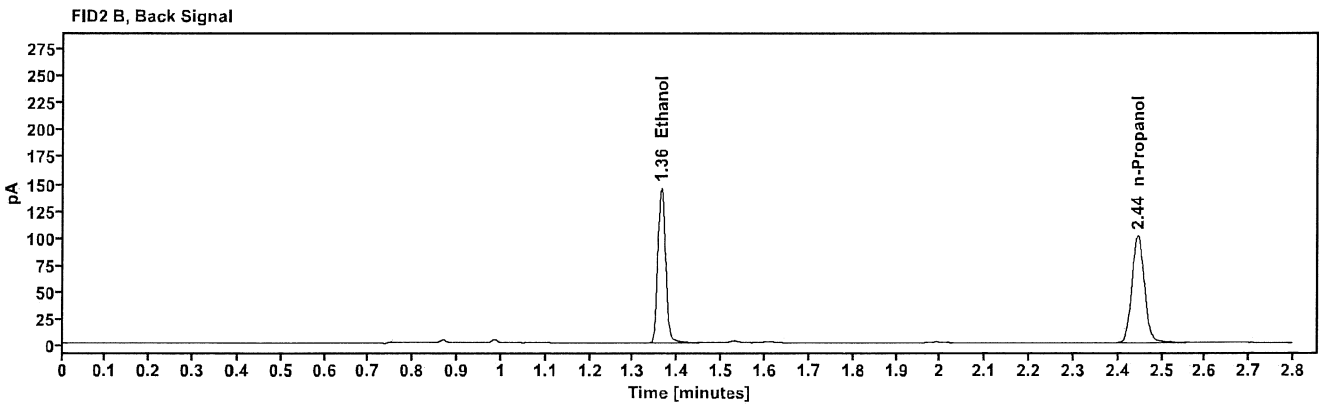
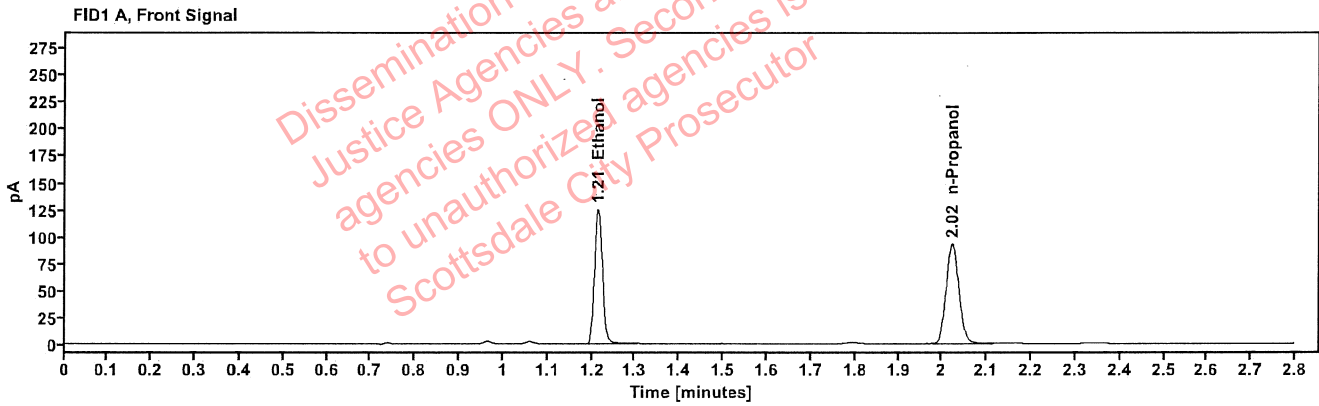


Table 1: FID 1 A (column DB-ALC1)

Compound	Amount (g/100mL)	Time (min)	Peak Area
>Ethanol	0.2476	1.214	160.080
n-Propanol	-----	2.022	184.805

Table 2: FID 2 B (column DB-ALC2)

Compound	Time (min)	Peak Area
Ethanol	1.363	176.063
n-Propanol	2.445	200.322

### Scottsdale Police Department Crime Lab Volatiles Analysis

Sample:	2408007-2	Vial:	33
Description:		LIMS ID:	
Method:	ethanol quant.M	Sequence:	24Apr24
Instrument:	US14173023 CN14160045	Injection date:	4/24/2024 6:30:40 PM
Data file:	C:\Chem32\1\Data\24Apr24\33.D	Analyst:	Abbott

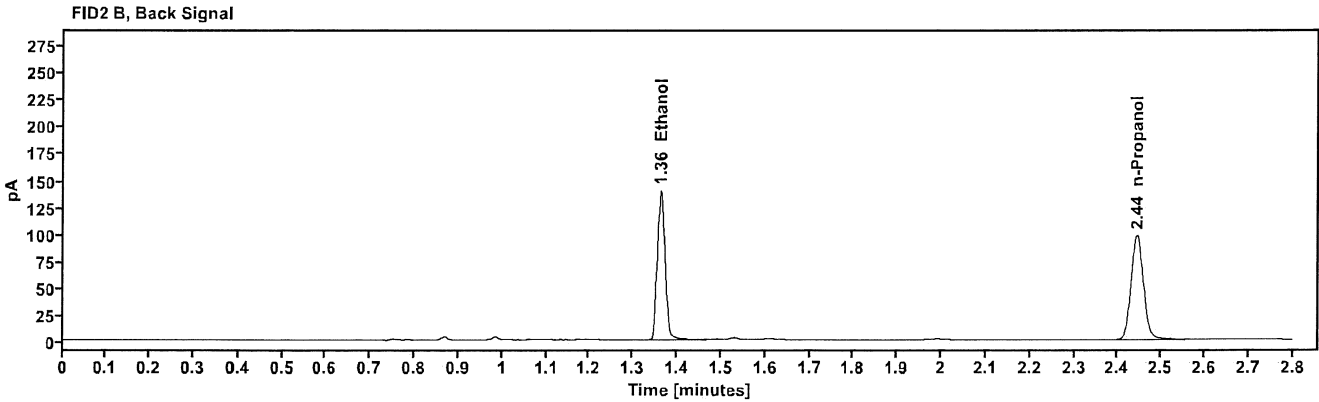
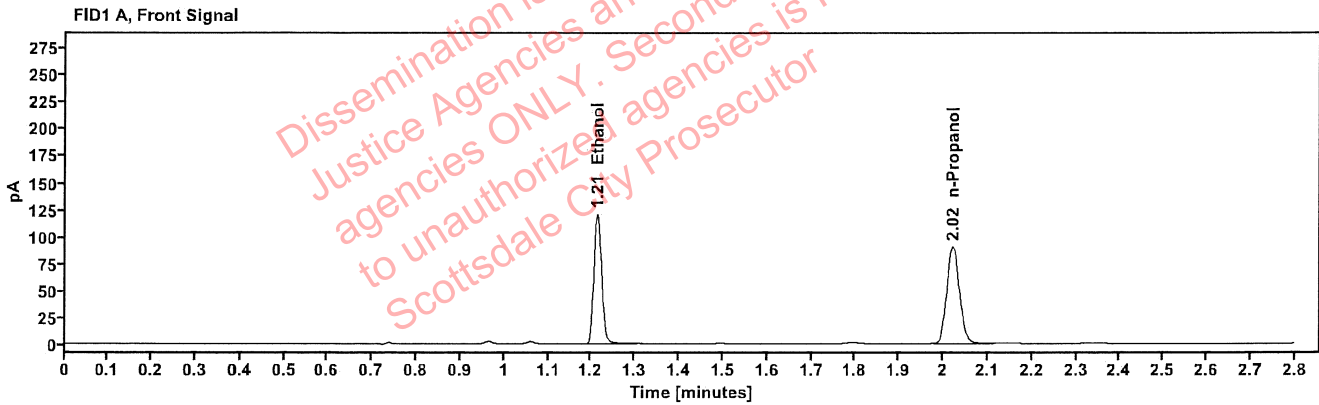


Table 1: FID 1 A (column DB-ALC1)

Compound	Amount (g/100mL)	Time (min)	Peak Area
>Ethanol	0.2451	1.213	153.709
n-Propanol	-----	2.021	179.225

Table 2: FID 2 B (column DB-ALC2)

Compound	Time (min)	Peak Area
Ethanol	1.362	170.151
n-Propanol	2.444	194.431

### Scottsdale Police Department Crime Lab Volatiles Analysis

Sample:	2408061-2	Vial:	34
Description:	[REDACTED]	LIMS ID:	[REDACTED]
Method:	ethanol quant.M	Sequence:	24Apr24
Instrument:	US14173023 CN14160045	Injection date:	4/24/2024 6:34:39 PM
Data file:	C:\Chem32\1\Data\24Apr24\34.D	Analyst:	Abbott

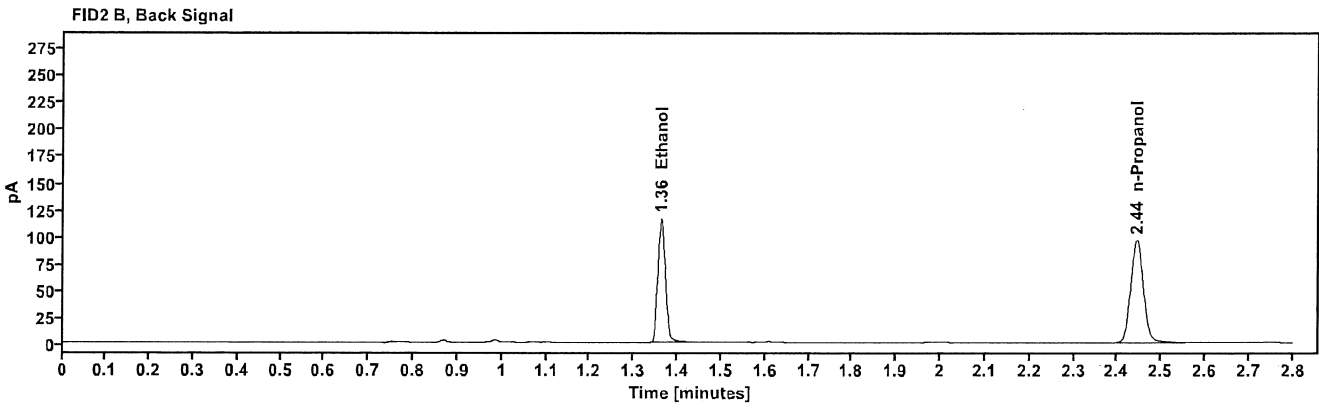
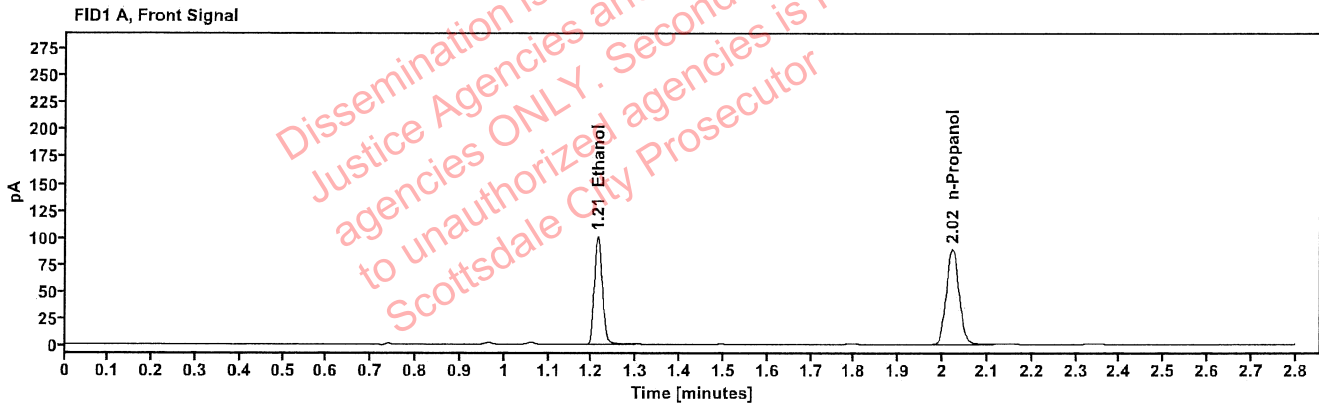


Table 1: FID 1 A (column DB-ALC1)

Compound	Amount (g/100mL)	Time (min)	Peak Area
>Ethanol	0.2076	1.213	128.211
n-Propanol	-----	2.021	176.618

Table 2: FID 2 B (column DB-ALC2)

Compound	Time (min)	Peak Area
Ethanol	1.362	140.759
n-Propanol	2.443	191.592

### Scottsdale Police Department Crime Lab Volatiles Analysis

Sample:	2408061-2	Vial:	35
Description:		LIMS ID:	
Method:	ethanol quant.M	Sequence:	24Apr24
Instrument:	US14173023 CN14160045	Injection date:	4/24/2024 6:38:40 PM
Data file:	C:\Chem32\1\Data\24Apr24\35.D	Analyst:	Abbott

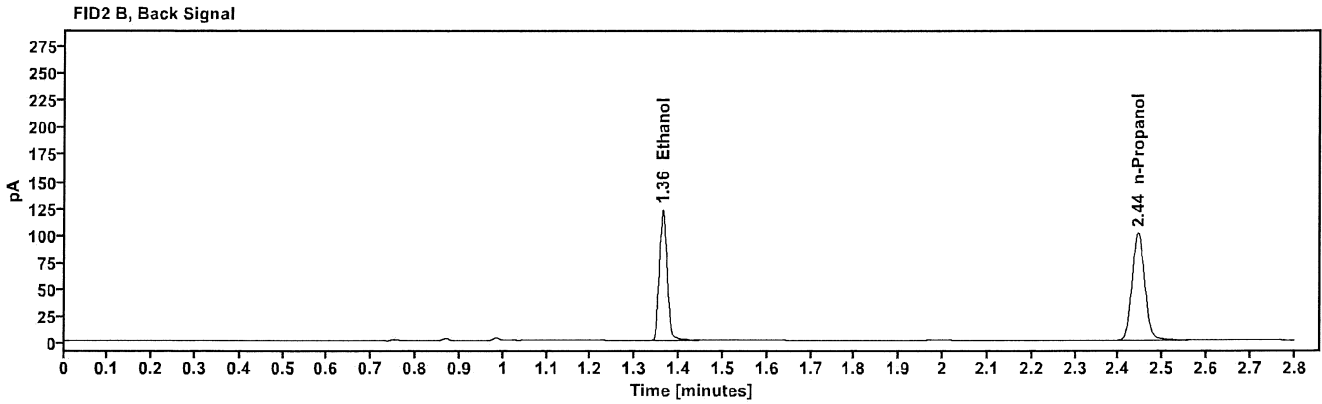
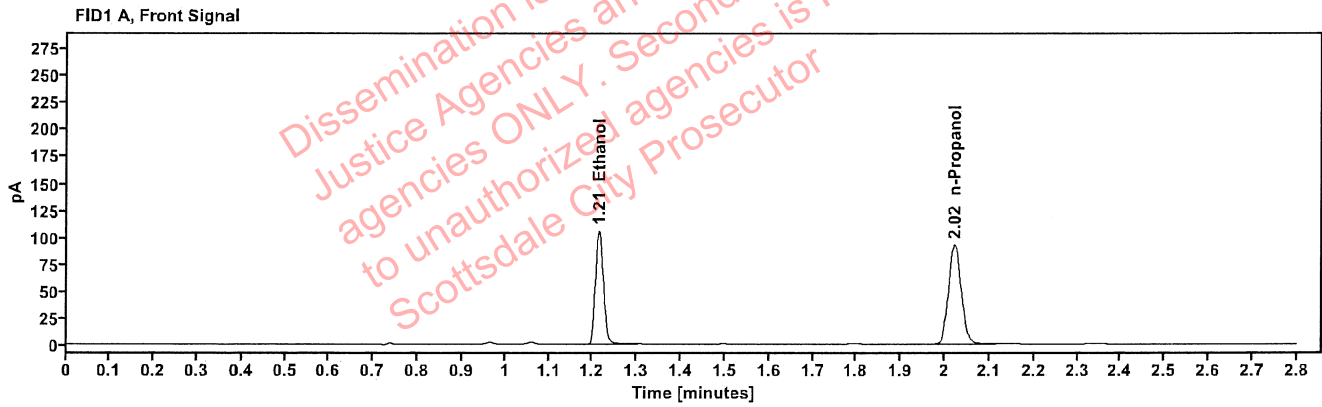


Table 1: FID 1 A (column DB-ALC1)

Compound	Amount (g/100mL)	Time (min)	Peak Area
>Ethanol	0.2100	1.214	135.336
n-Propanol	-----	2.021	184.314

Table 2: FID 2 B (column DB-ALC2)

Compound	Time (min)	Peak Area
Ethanol	1.363	148.621
n-Propanol	2.444	200.211

[REDACTED] : Abbott, Lori - (25-Apr-2024)

Case: [REDACTED] User: LAbbott 4/25/2024

### Scottsdale Police Department Crime Lab Volatiles Analysis

Sample:	2408113-1	Vial:	36
Description:	[REDACTED]	LIMS ID:	[REDACTED]
Method:	ethanol quant.M	Sequence:	24Apr24
Instrument:	US14173023 CN14160045	Injection date:	4/24/2024 6:42:39 PM
Data file:	C:\Chem32\1\Data\24Apr24\36.D	Analyst:	Abbott

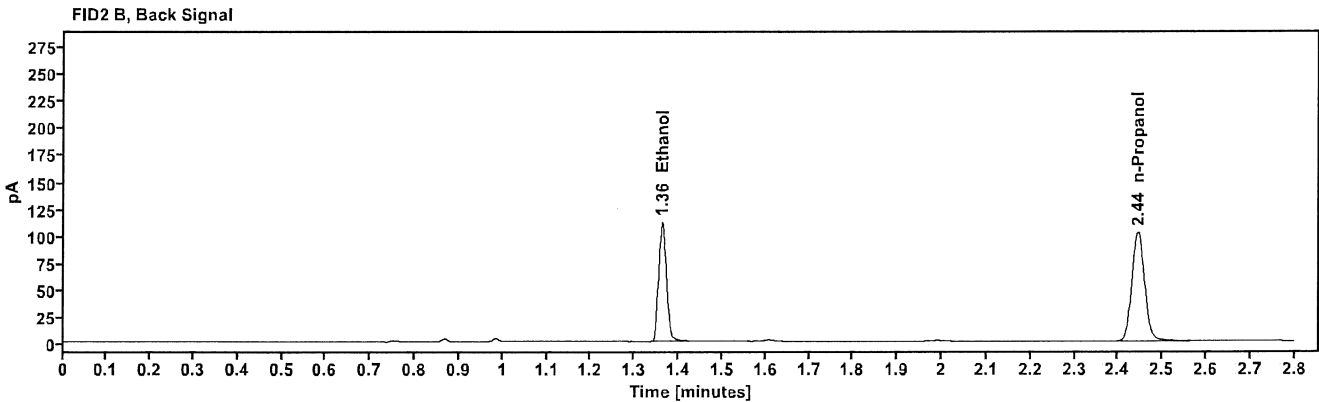
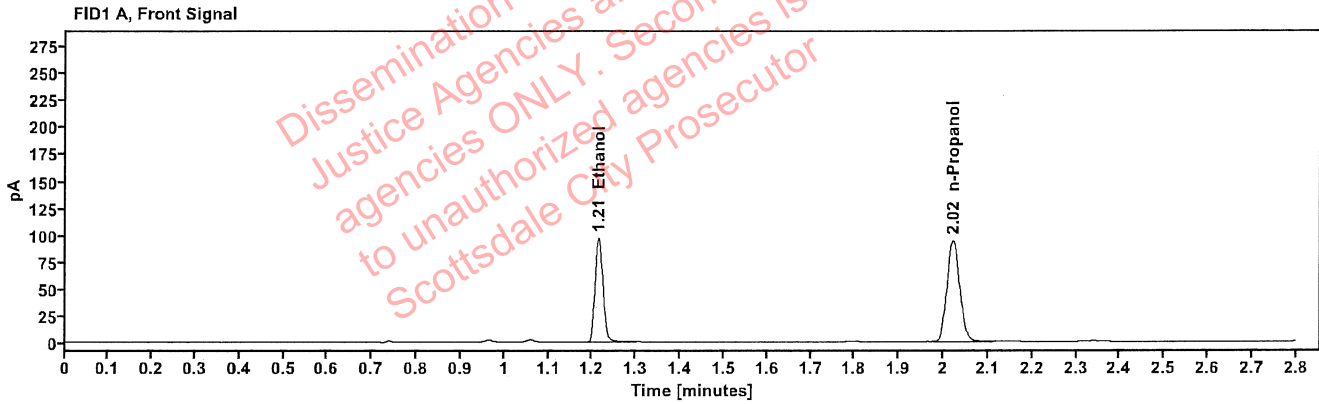


Table 1: FID 1 A (column DB-ALC1)

Compound	Amount (g/100mL)	Time (min)	Peak Area
>Ethanol	0.1878	1.214	123.630
n-Propanol	-----	2.021	188.384

Table 2: FID 2 B (column DB-ALC2)

Compound	Time (min)	Peak Area
Ethanol	1.362	135.844
n-Propanol	2.444	203.727

### Scottsdale Police Department Crime Lab Volatiles Analysis

Sample:	2408113-1	Vial:	37
Description:	[REDACTED]	LIMS ID:	[REDACTED]
Method:	ethanol quant.M	Sequence:	24Apr24
Instrument:	US14173023 CN14160045	Injection date:	4/24/2024 6:46:55 PM
Data file:	C:\Chem32\1\Data\24Apr24\37.D	Analyst:	Abbott

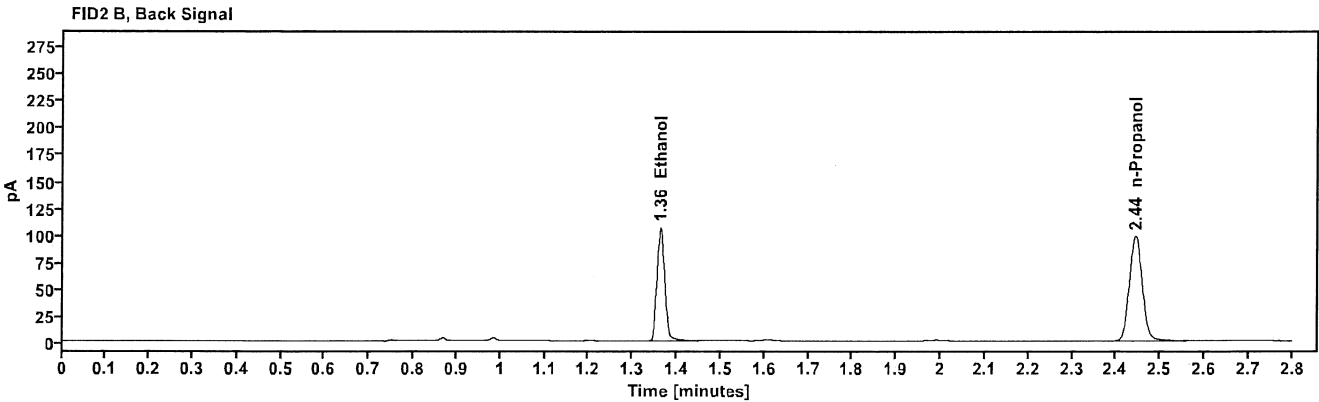
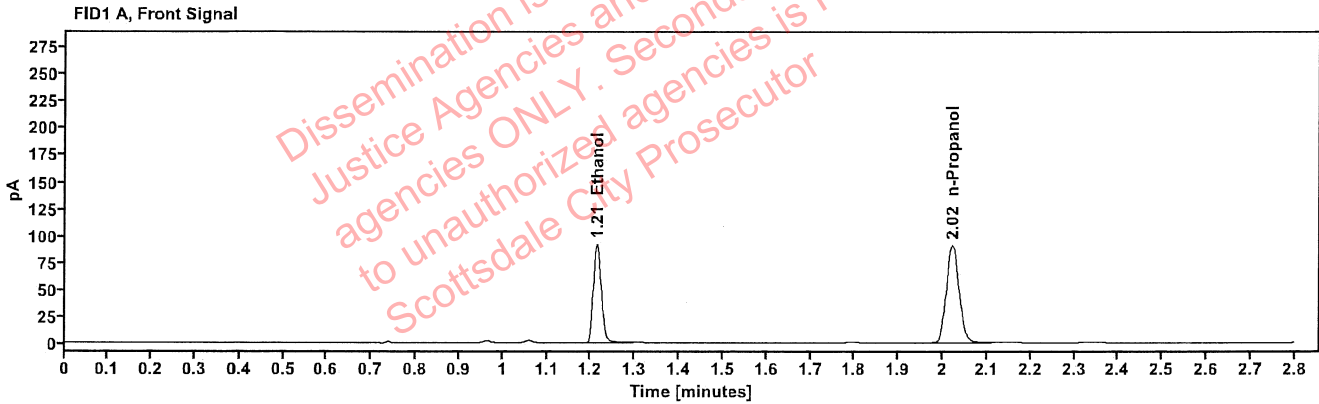


Table 1: FID 1 A (column DB-ALC1)

Compound	Amount (g/100mL)	Time (min)	Peak Area
>Ethanol	0.1864	1.213	117.293
n-Propanol	-----	2.021	180.088

Table 2: FID 2 B (column DB-ALC2)

Compound	Time (min)	Peak Area
Ethanol	1.362	128.799
n-Propanol	2.444	195.780



[REDACTED]: Abbott, Lori - (25-Apr-2024)

Case: [REDACTED] User: LAbbott 4/25/2024

### Scottsdale Police Department Crime Lab Volatiles Analysis

Sample:	2408178-1	Vial:	38
Description:	[REDACTED]	LIMS ID:	[REDACTED]
Method:	ethanol quant.M	Sequence:	24Apr24
Instrument:	US14173023 CN14160045	Injection date:	4/24/2024 6:50:54 PM
Data file:	C:\Chem32\1\Data\24Apr24\38.D	Analyst:	Abbott

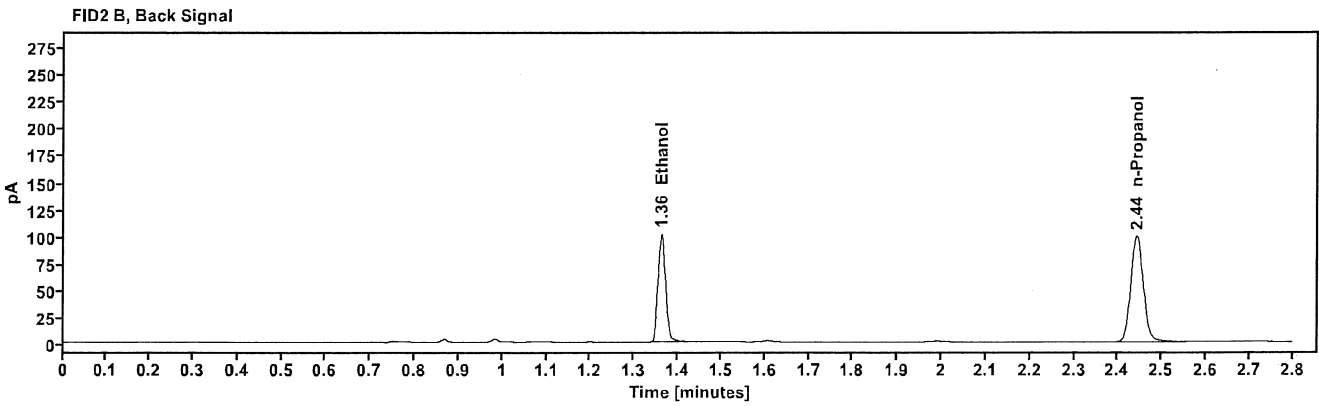
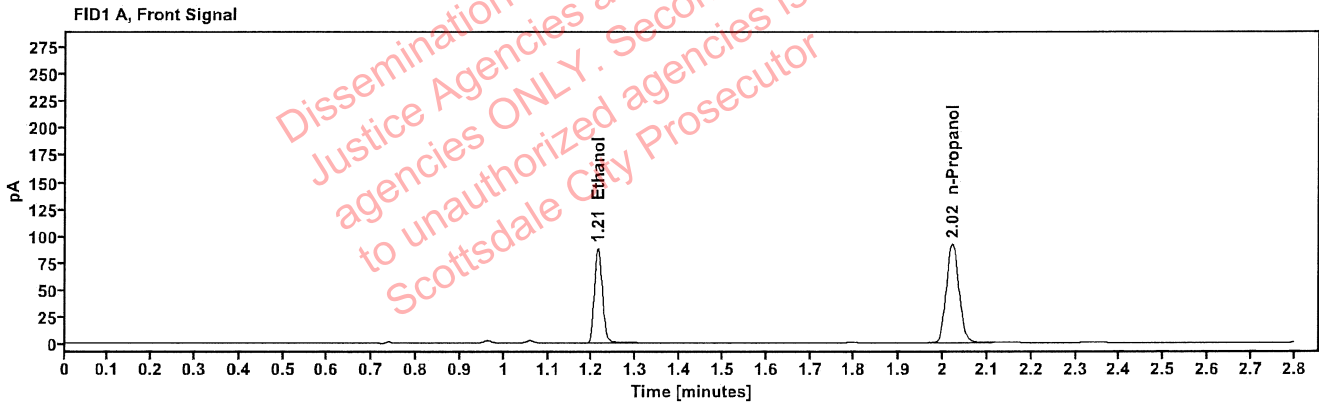


Table 1: FID 1 A (column DB-ALC1)

Compound	Amount (g/100mL)	Time (min)	Peak Area
>Ethanol	0.1749	1.213	112.071
n-Propanol	-----	2.020	183.484

Table 2: FID 2 B (column DB-ALC2)

Compound	Time (min)	Peak Area
Ethanol	1.361	122.815
n-Propanol	2.443	197.793

### Scottsdale Police Department Crime Lab Volatiles Analysis

Sample:	2408178-1	Vial:	39
Description:		LIMS ID:	
Method:	ethanol quant.M	Sequence:	24Apr24
Instrument:	US14173023 CN14160045	Injection date:	4/24/2024 6:54:54 PM
Data file:	C:\Chem32\1\Data\24Apr24\39.D	Analyst:	Abbott

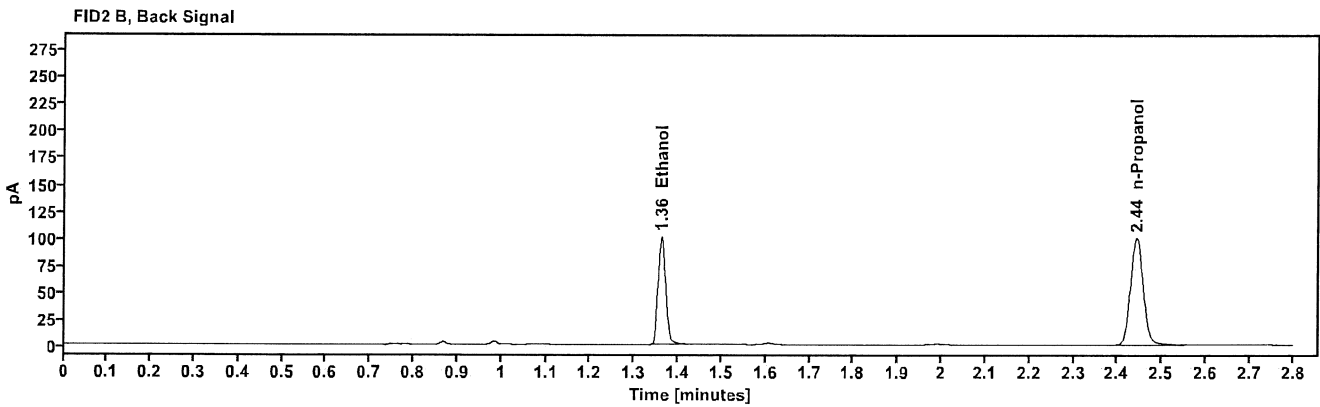
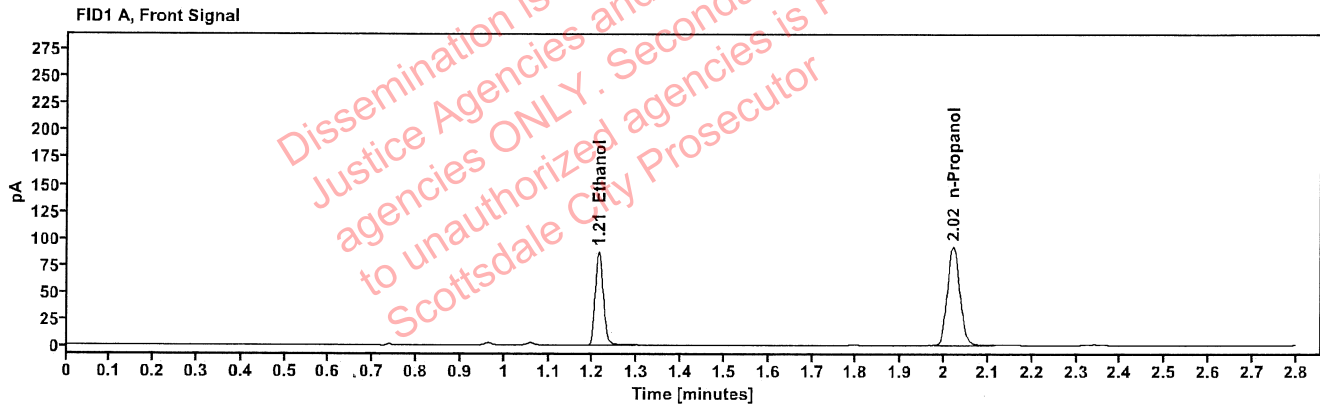


Table 1: FID 1 A (column DB-ALC1)

Compound	Amount (g/100mL)	Time (min)	Peak Area
>Ethanol	0.1724	1.213	110.925
n-Propanol	-----	2.020	184.234

Table 2: FID 2 B (column DB-ALC2)

Compound	Time (min)	Peak Area
Ethanol	1.361	121.772
n-Propanol	2.443	198.529

[REDACTED]: Abbott, Lori - (25-Apr-2024)

Case: [REDACTED] User: LAbbott 4/25/2024

### Scottsdale Police Department Crime Lab Volatiles Analysis

Sample:	337-01T.C.	Vial:	40
Description:	[REDACTED]	LIMS ID:	[REDACTED]
Method:	ethanol quant.M	Sequence:	24Apr24
Instrument:	US14173023 CN14160045	Injection date:	4/24/2024 6:58:54 PM
Data file:	C:\Chem32\1\Data\24Apr24\40.D	Analyst:	Abbott

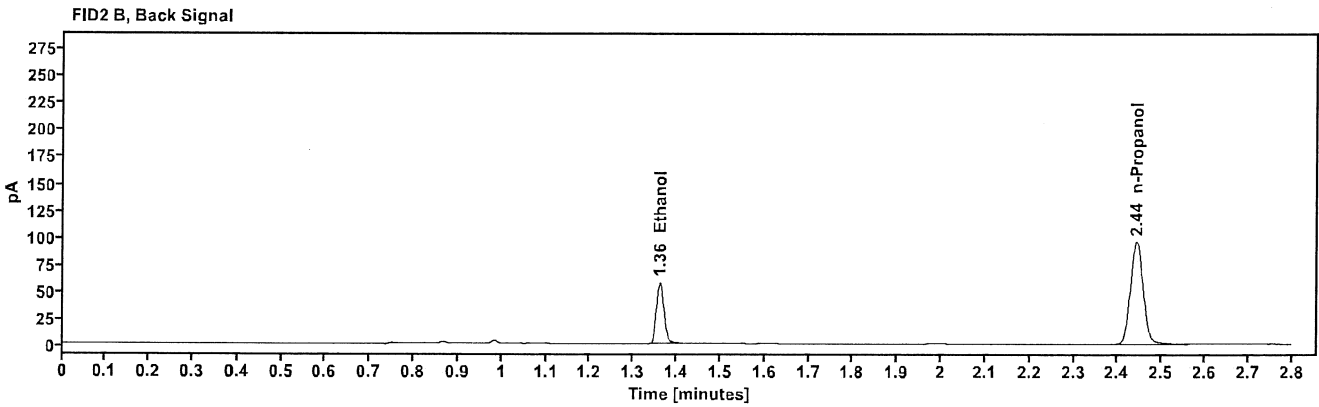
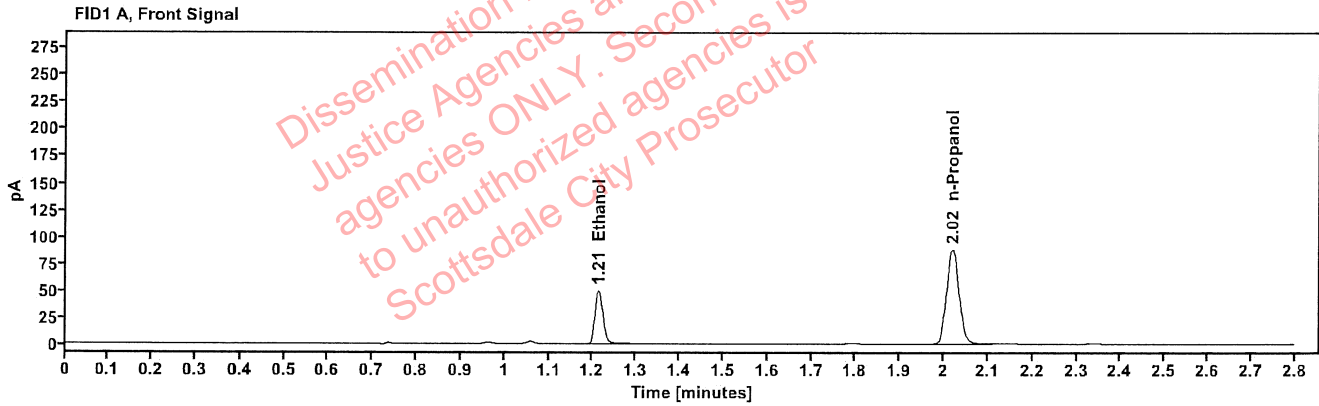


Table 1: FID 1 A (column DB-ALC1)

Compound	Amount (g/100mL)	Time (min)	Peak Area
>Ethanol	0.1041	1.213	63.479
n-Propanol	-----	2.020	175.339

Table 2: FID 2 B (column DB-ALC2)

Compound	Time (min)	Peak Area
Ethanol	1.361	69.337
n-Propanol	2.442	190.449

: Abbott, Lori - (25-Apr-2024)

Case: [REDACTED] User: LAbbott 4/25/2024

### Scottsdale Police Department Crime Lab Volatiles Analysis

Sample:	337-01T.C.	Vial:	41
Description:	[REDACTED]	LIMS ID:	[REDACTED]
Method:	ethanol quant.M	Sequence:	24Apr24
Instrument:	US14173023 CN14160045	Injection date:	4/24/2024 7:02:55 PM
Data file:	C:\Chem32\1\Data\24Apr24\41.D	Analyst:	Abbott

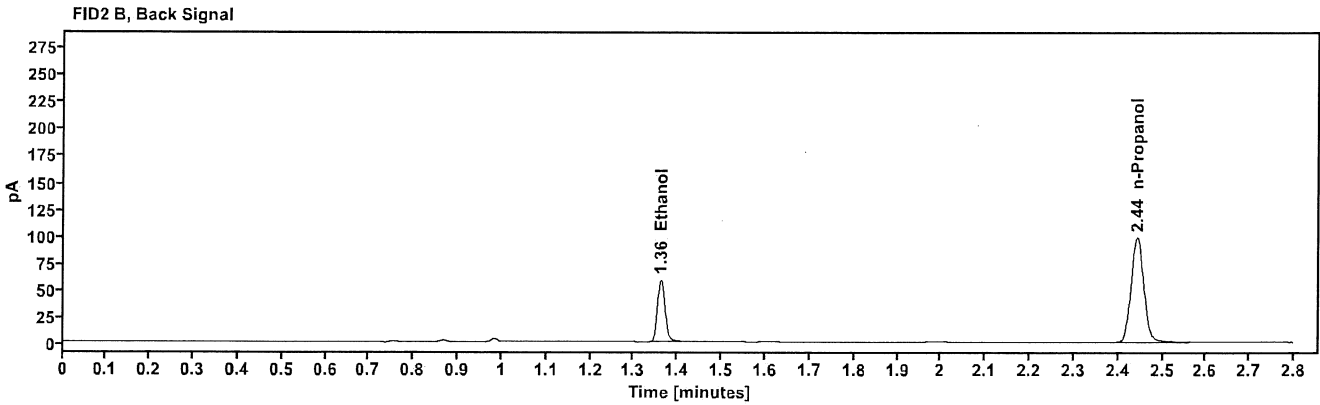
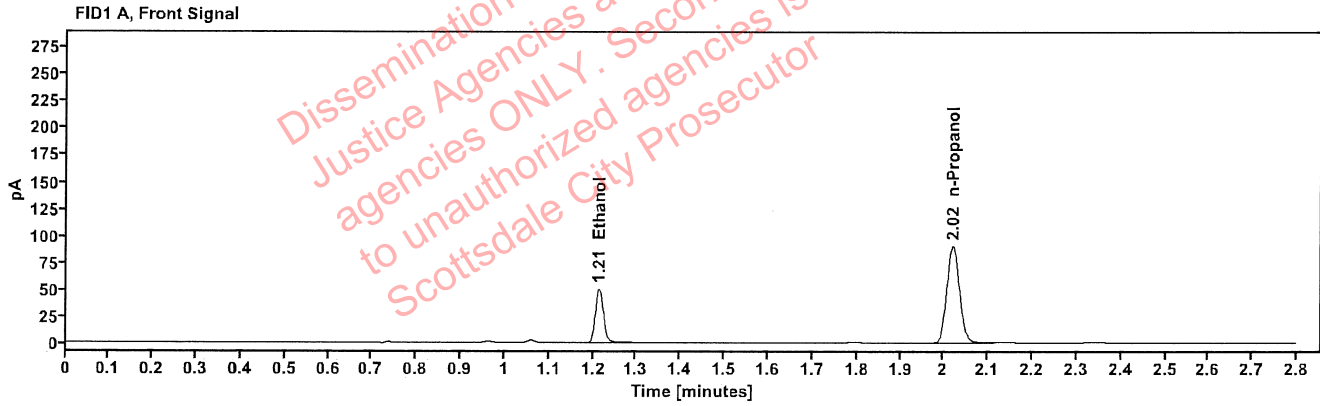


Table 1: FID 1 A (column DB-ALC1)

Compound	Amount (g/100mL)	Time (min)	Peak Area
>Ethanol	0.1027	1.213	64.423
n-Propanol	-----	2.020	180.361

Table 2: FID 2 B (column DB-ALC2)

Compound	Time (min)	Peak Area
Ethanol	1.362	70.500
n-Propanol	2.442	195.962

### Scottsdale Police Department Crime Lab Volatiles Analysis

Sample:	434-01D.H.	Vial:	43
Description:		LIMS ID:	
Method:	ethanol quant.M	Sequence:	24Apr24
Instrument:	US14173023 CN14160045	Injection date:	4/24/2024 7:11:09 PM
Data file:	C:\Chem32\1\Data\24Apr24\43.D	Analyst:	Abbott

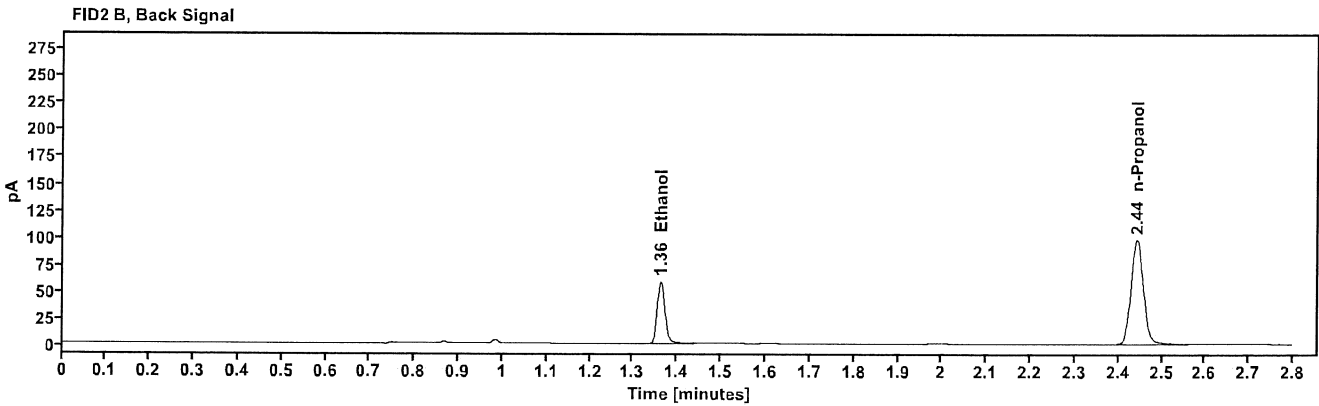
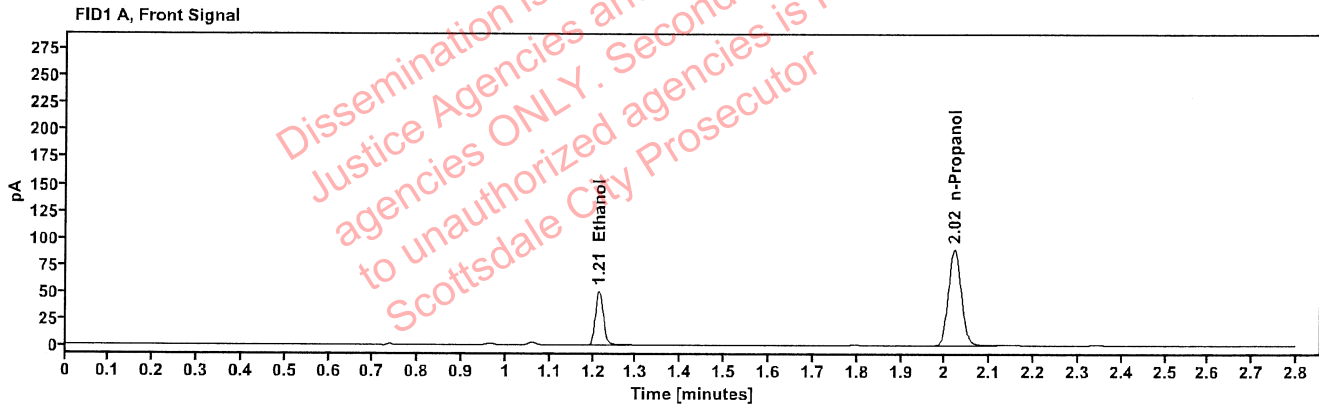


Table 1: FID 1 A (column DB-ALC1)

Compound	Amount (g/100mL)	Time (min)	Peak Area
>Ethanol	0.1036	1.214	64.440
n-Propanol	-----	2.020	178.858

Table 2: FID 2 B (column DB-ALC2)

Compound	Time (min)	Peak Area
Ethanol	1.362	70.564
n-Propanol	2.443	194.102

: Abbott, Lori - (25-Apr-2024)

Case: User: LAbbott 4/25/2024

### Scottsdale Police Department Crime Lab Volatiles Analysis

Sample:	434-01D.H.	Vial:	44
Description:		LIMS ID:	
Method:	ethanol quant.M	Sequence:	24Apr24
Instrument:	US14173023 CN14160045	Injection date:	4/24/2024 7:15:10 PM
Data file:	C:\Chem32\1\Data\24Apr24\44.D	Analyst:	Abbott

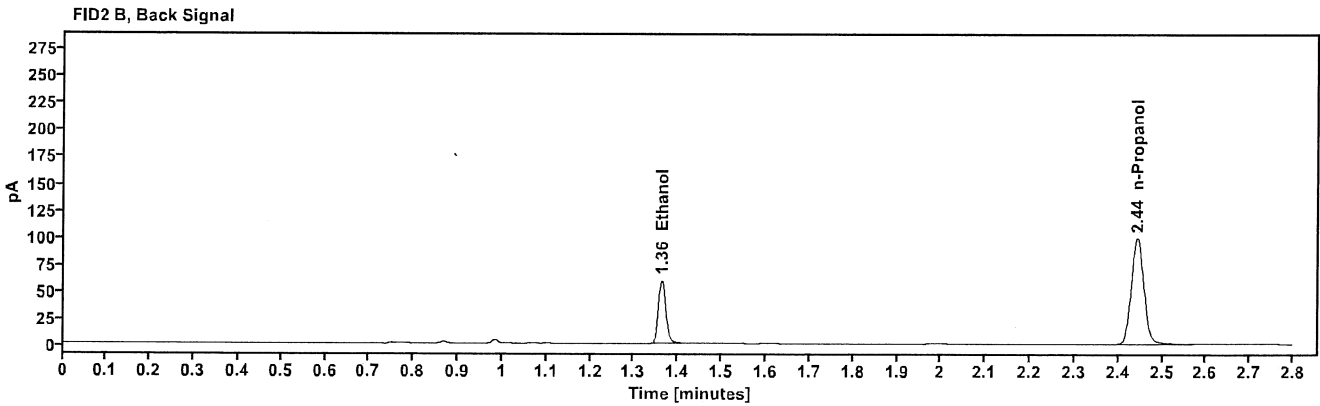
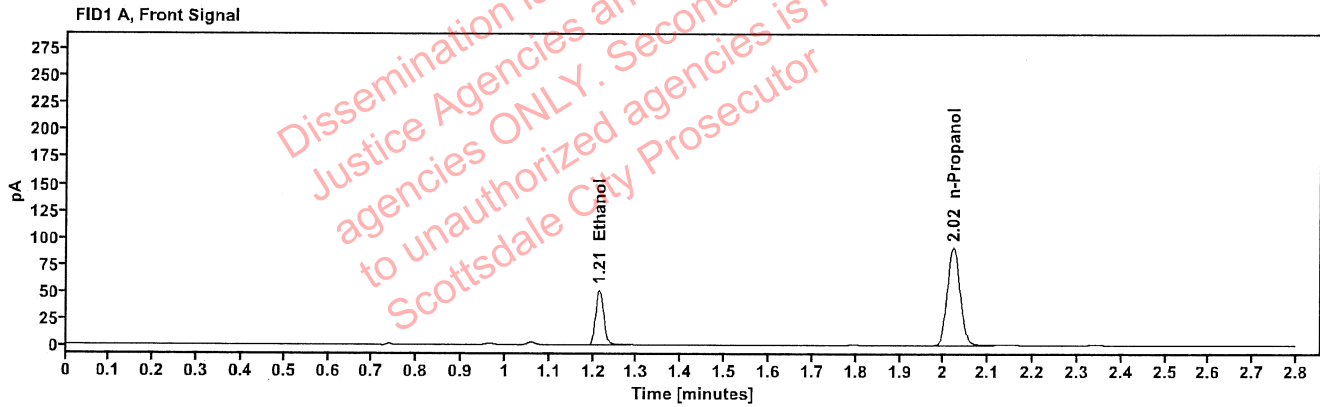


Table 1: FID 1 A (column DB-ALC1)

Compound	Amount (g/100mL)	Time (min)	Peak Area
>Ethanol	0.1037	1.214	65.513
n-Propanol	-----	2.021	181.608

Table 2: FID 2 B (column DB-ALC2)

Compound	Time (min)	Peak Area
Ethanol	1.362	71.577
n-Propanol	2.443	197.432

[REDACTED] : Abbott, Lori - (25-Apr-2024)

Case: [REDACTED] User: LAbbott 4/25/2024

### Scottsdale Police Department Crime Lab Volatiles Analysis

Sample:	421-01A.W.	Vial:	45
Description:	[REDACTED]	LIMS ID:	[REDACTED]
Method:	ethanol quant.M	Sequence:	24Apr24
Instrument:	US14173023 CN14160045	Injection date:	4/24/2024 7:19:10 PM
Data file:	C:\Chem32\1\Data\24Apr24\45.D	Analyst:	Abbott

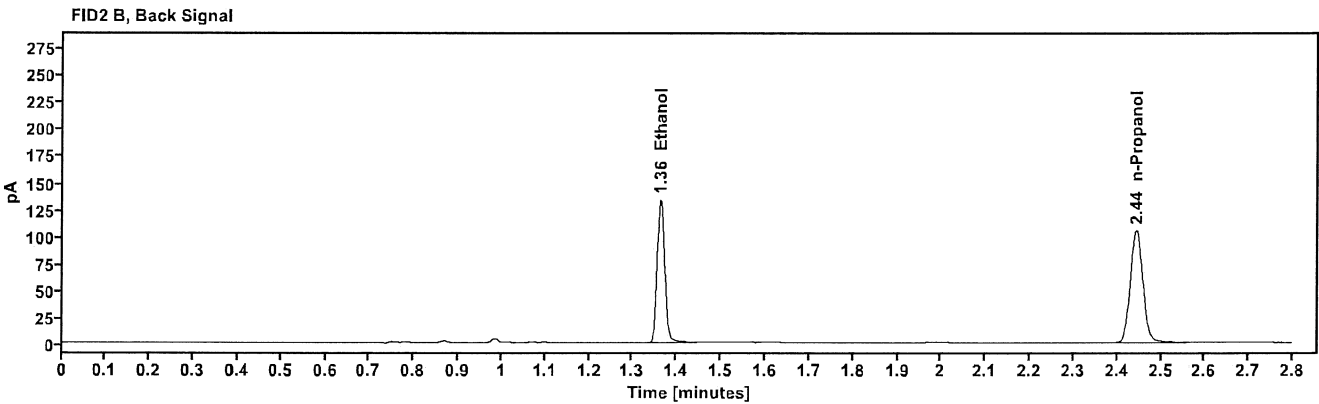
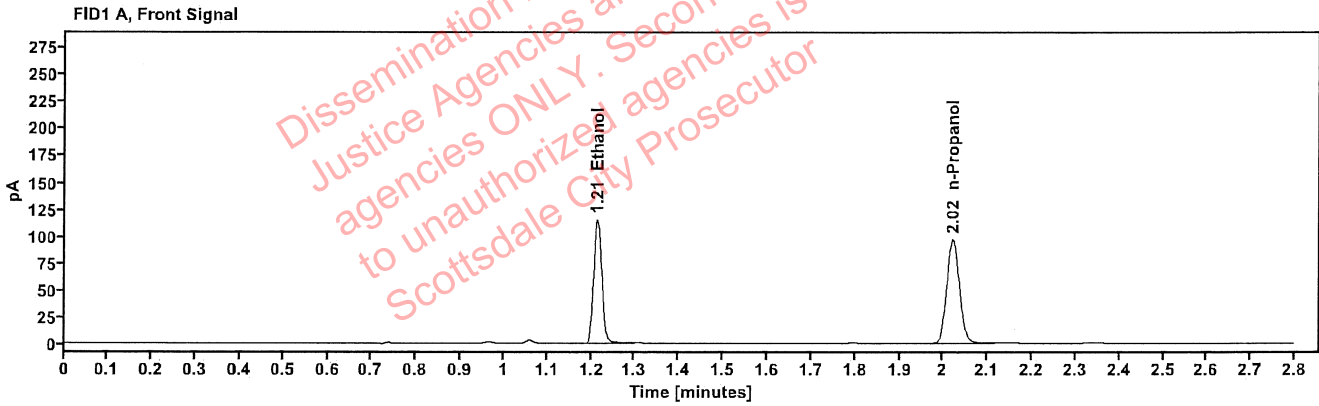


Table 1: FID 1 A (column DB-ALC1)

Compound	Amount (g/100mL)	Time (min)	Peak Area
>Ethanol	0.2185	1.214	147.255
n-Propanol	-----	2.021	192.712

Table 2: FID 2 B (column DB-ALC2)

Compound	Time (min)	Peak Area
Ethanol	1.363	161.621
n-Propanol	2.444	209.219

### Scottsdale Police Department Crime Lab Volatiles Analysis

Sample:	421-01A.W.	Vial:	46
Description:	[REDACTED]	LIMS ID:	[REDACTED]
Method:	ethanol quant.M	Sequence:	24Apr24
Instrument:	US14173023 CN14160045	Injection date:	4/24/2024 7:23:10 PM
Data file:	C:\Chem32\1\Data\24Apr24\46.D	Analyst:	Abbott

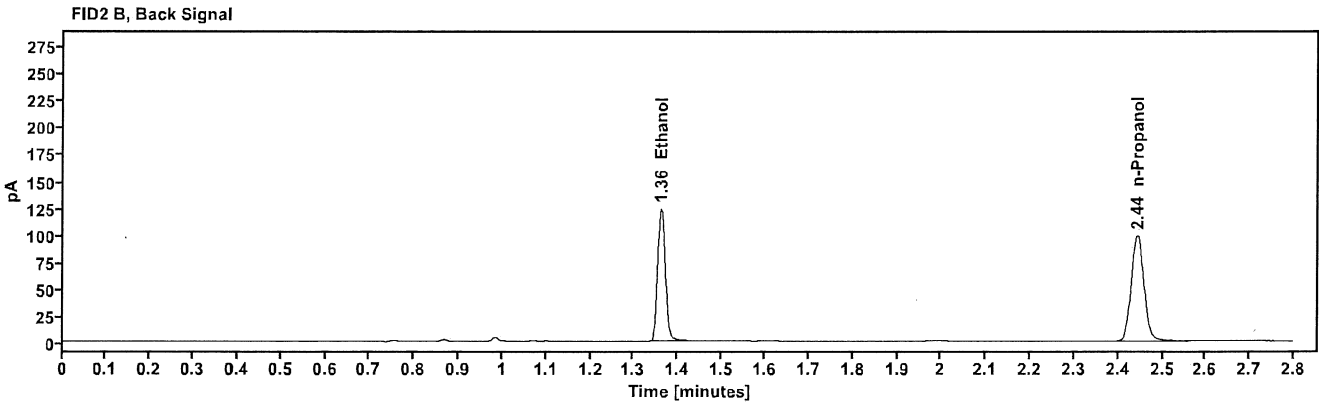
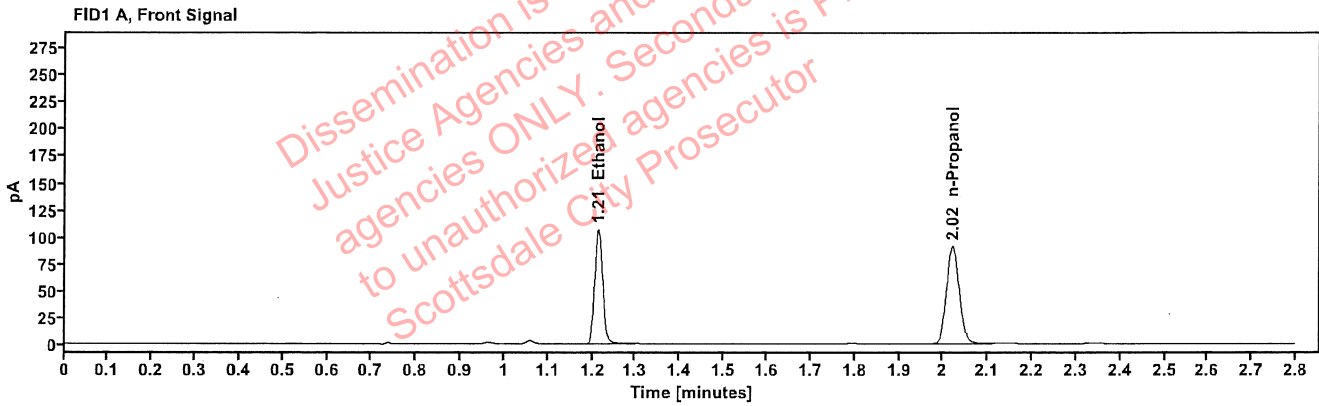


Table 1: FID 1 A (column DB-ALC1)

Compound	Amount (g/100mL)	Time (min)	Peak Area
>Ethanol	0.2153	1.213	136.353
n-Propanol	---	2.021	181.132

Table 2: FID 2 B (column DB-ALC2)

Compound	Time (min)	Peak Area
Ethanol	1.362	149.504
n-Propanol	2.443	196.494



### Scottsdale Police Department Crime Lab Volatiles Analysis

Sample:	427-01 T.O.	Vial:	47
Description:		LIMS ID:	
Method:	ethanol quant.M	Sequence:	24Apr24
Instrument:	US14173023 CN14160045	Injection date:	4/24/2024 7:27:10 PM
Data file:	C:\Chem32\1\Data\24Apr24\47.D	Analyst:	Abbott

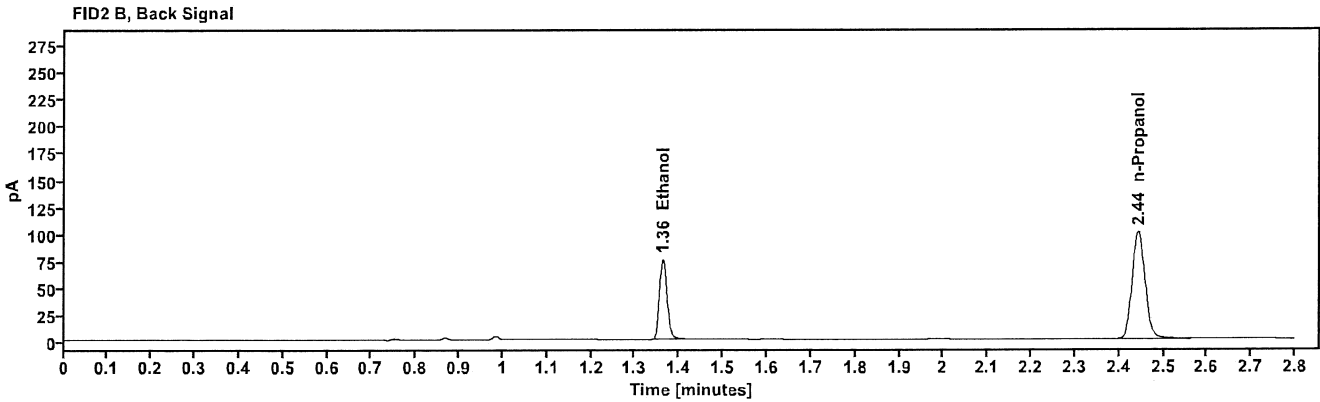
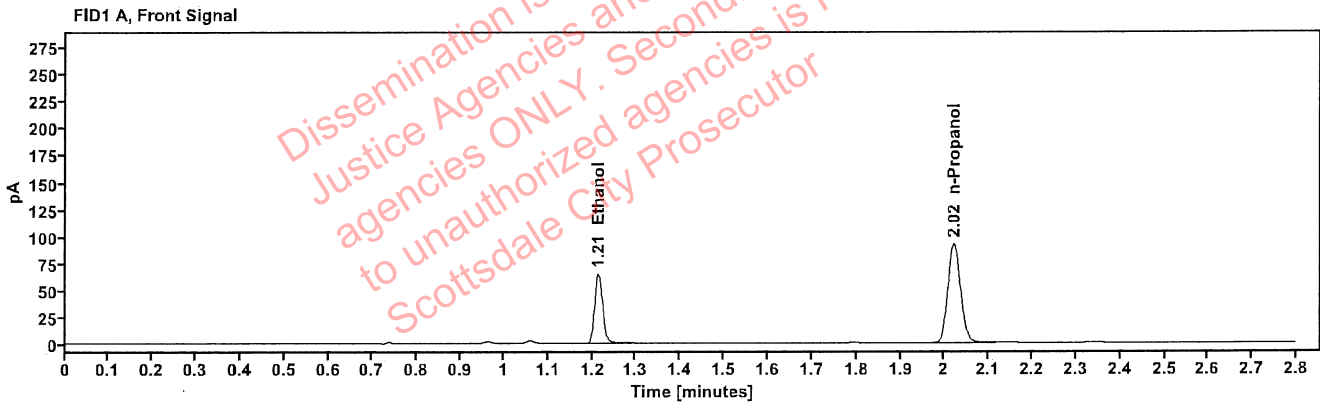


Table 1: FID 1 A (column DB-ALC1)

Compound	Amount (g/100mL)	Time (min)	Peak Area
>Ethanol	0.1296	1.214	83.183
n-Propanol	-----	2.021	184.171

Table 2: FID 2 B (column DB-ALC2)

Compound	Time (min)	Peak Area
Ethanol	1.363	91.078
n-Propanol	2.444	200.131

[REDACTED]: Abbott, Lori - (25-Apr-2024)

Case: [REDACTED] User: LAbbott 4/25/2024

### Scottsdale Police Department Crime Lab Volatiles Analysis

Sample:	427-01T.O.	Vial:	48
Description:	[REDACTED]	LIMS ID:	[REDACTED]
Method:	ethanol quant.M	Sequence:	24Apr24
Instrument:	US14173023 CN14160045	Injection date:	4/24/2024 7:31:10 PM
Data file:	C:\Chem32\1\Data\24Apr24\48.D	Analyst:	Abbott

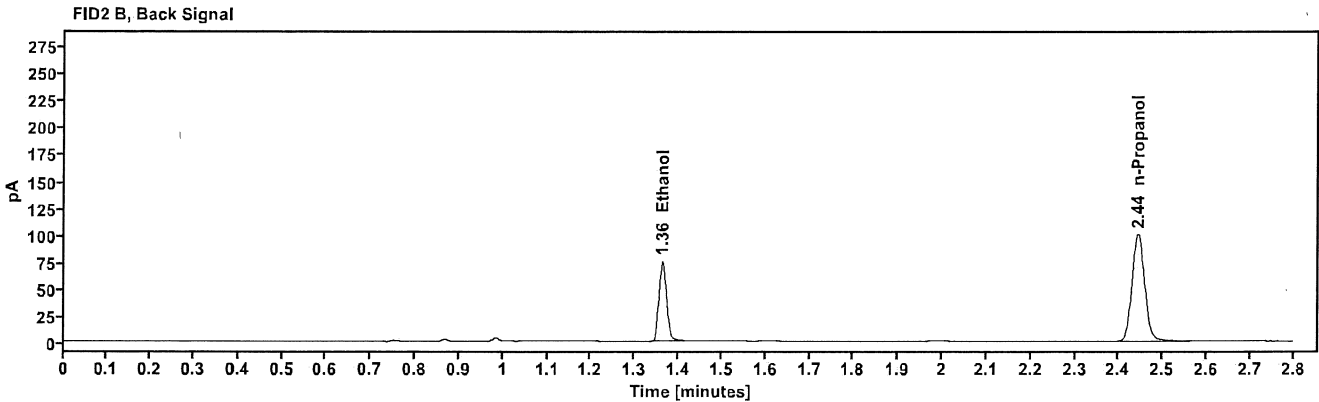
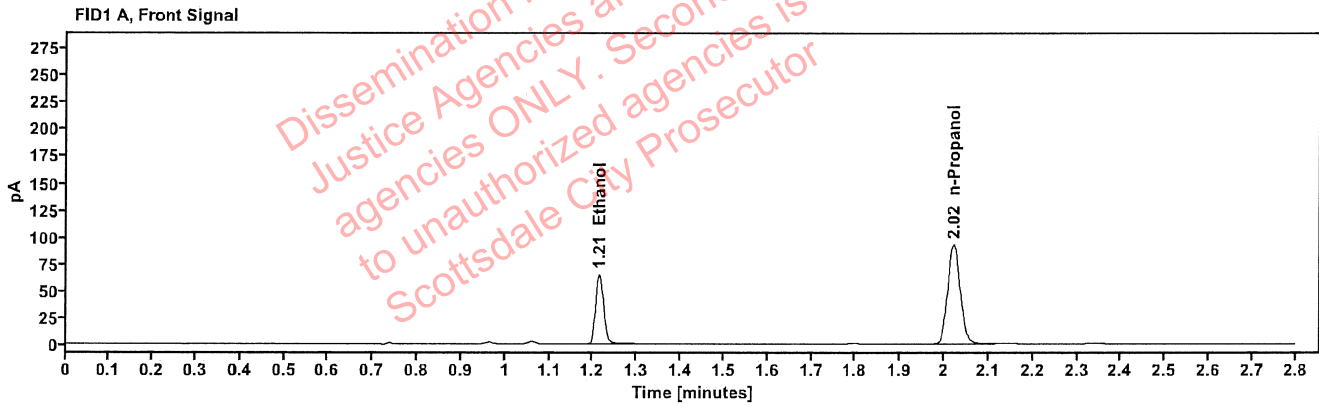


Table 1: FID 1 A (column DB-ALC1)

Compound	Amount (g/100mL)	Time (min)	Peak Area
>Ethanol	0.1293	1.214	82.865
n-Propanol	-----	2.021	183.794

Table 2: FID 2 B (column DB-ALC2)

Compound	Time (min)	Peak Area
Ethanol	1.362	90.756
n-Propanol	2.443	199.623

[REDACTED]: Abbott, Lori - (25-Apr-2024)

Case: [REDACTED] User: LAbbott 4/25/2024

### Scottsdale Police Department Crime Lab Volatiles Analysis

Sample:	394-01K.S.	Vial:	49
Description:	[REDACTED]	LIMS ID:	[REDACTED]
Method:	ethanol quant.M	Sequence:	24Apr24
Instrument:	US14173023 CN14160045	Injection date:	4/24/2024 7:35:24 PM
Data file:	C:\Chem32\1\Data\24Apr24\49.D	Analyst:	Abbott

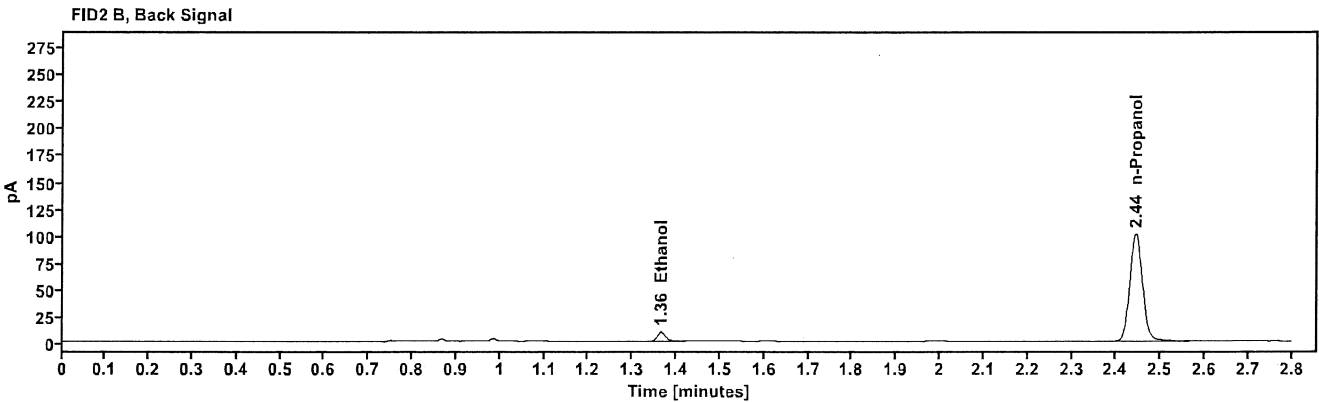
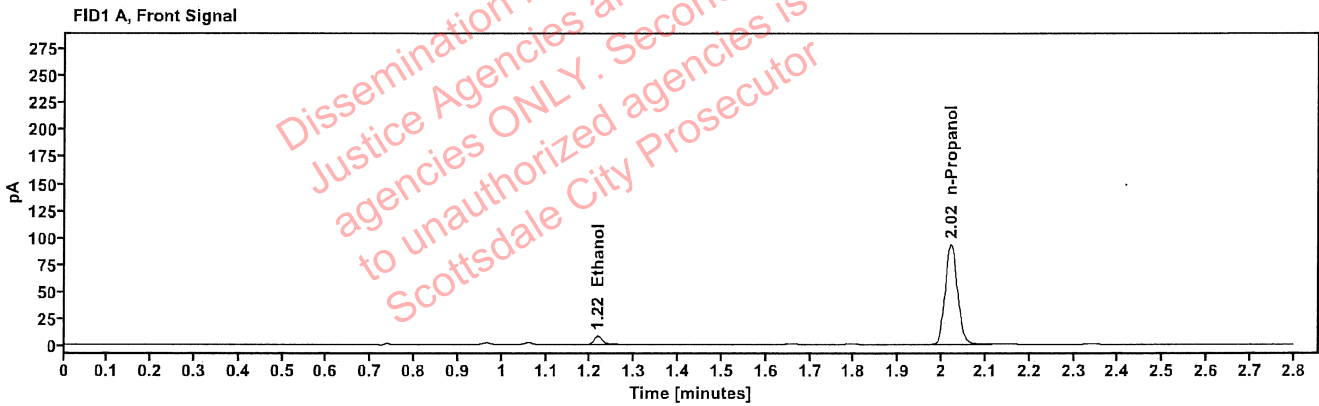


Table 1: FID 1 A (column DB-ALC1)

Compound	Amount (g/100mL)	Time (min)	Peak Area
>Ethanol	0.0167	1.216	10.208
n-Propanol	-----	2.021	184.935

Table 2: FID 2 B (column DB-ALC2)

Compound	Time (min)	Peak Area
Ethanol	1.365	11.469
n-Propanol	2.444	200.971

### Scottsdale Police Department Crime Lab Volatiles Analysis

Sample:	394-01K.S.	Vial:	50
Description:		LIMS ID:	
Method:	ethanol quant.M	Sequence:	24Apr24
Instrument:	US14173023 CN14160045	Injection date:	4/24/2024 7:39:24 PM
Data file:	C:\Chem32\1\Data\24Apr24\50.D	Analyst:	Abbott

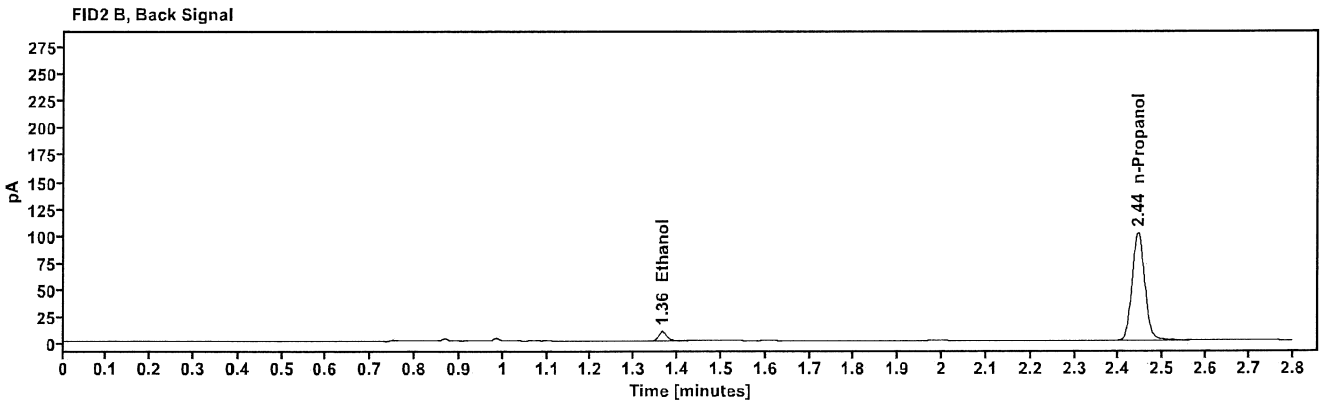
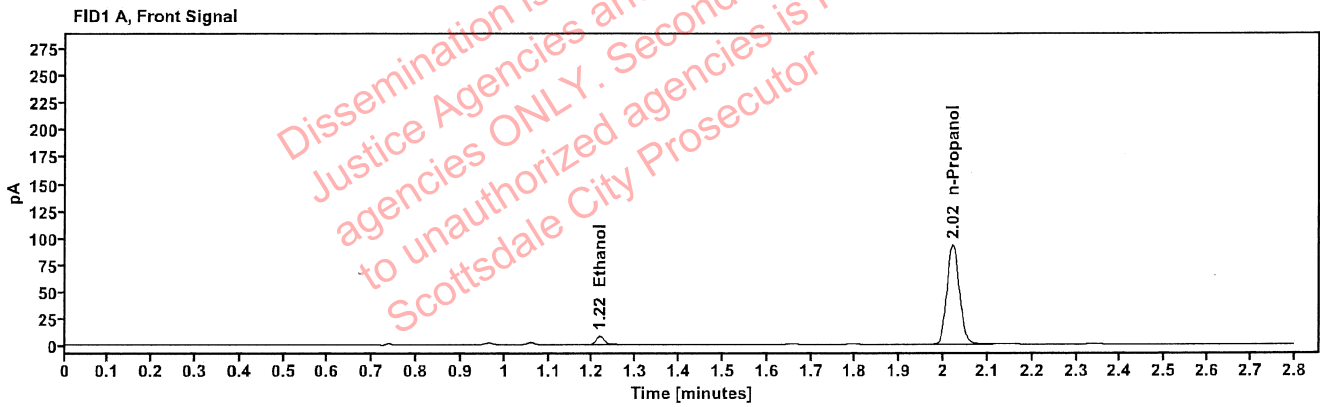


Table 1: FID 1 A (column DB-ALC1)

Compound	Amount (g/100mL)	Time (min)	Peak Area
>Ethanol	0.0166	1.216	10.127
n-Propanol	-----	2.021	184.700

Table 2: FID 2 B (column DB-ALC2)

Compound	Time (min)	Peak Area
Ethanol	1.365	11.396
n-Propanol	2.444	200.748

### Scottsdale Police Department Crime Lab Volatiles Analysis

Sample:	2408685-4	Vial:	51
Description:	[REDACTED]	LIMS ID:	[REDACTED]
Method:	ethanol quant.M	Sequence:	24Apr24
Instrument:	US14173023 CN14160045	Injection date:	4/24/2024 7:43:24 PM
Data file:	C:\Chem32\1\Data\24Apr24\51.D	Analyst:	Abbott

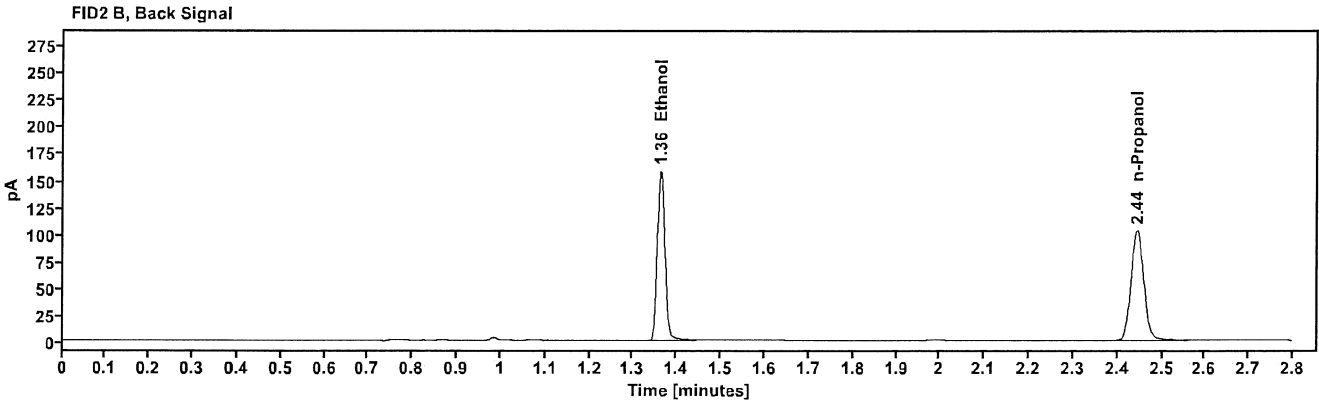
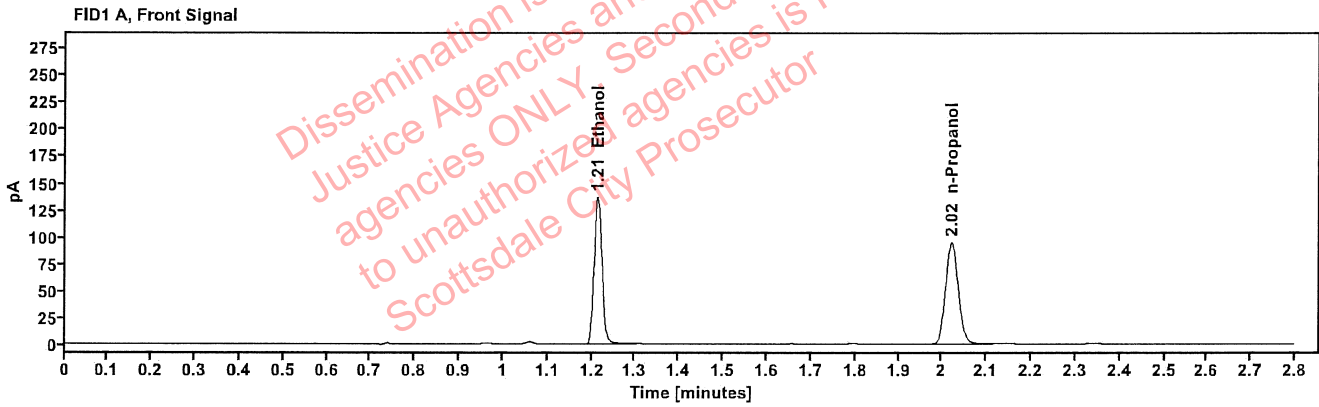


Table 1: FID 1 A (column DB-ALC1)

Compound	Amount (g/100mL)	Time (min)	Peak Area
>Ethanol	0.2634	1.213	174.403
n-Propanol	---	2.021	189.199

Table 2: FID 2 B (column DB-ALC2)

Compound	Time (min)	Peak Area
Ethanol	1.363	190.771
n-Propanol	2.444	205.053

### Scottsdale Police Department Crime Lab Volatiles Analysis

Sample:	2408685-4	Vial:	52
Description:	[REDACTED]	LIMS ID:	[REDACTED]
Method:	ethanol quant.M	Sequence:	24Apr24
Instrument:	US14173023 CN14160045	Injection date:	4/24/2024 7:47:24 PM
Data file:	C:\Chem32\1\Data\24Apr24\52.D	Analyst:	Abbott

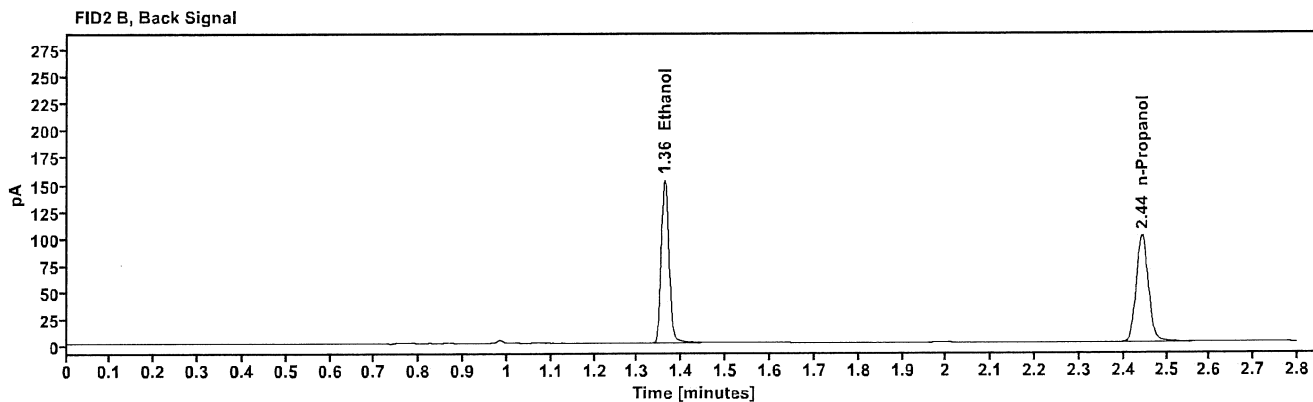
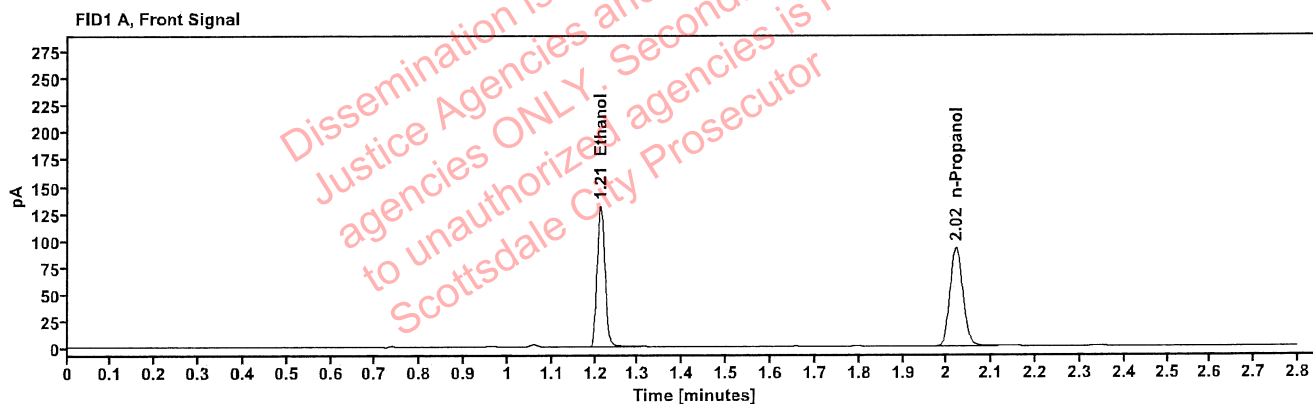


Table 1: FID 1 A (column DB-ALC1)

Compound	Amount (g/100mL)	Time (min)	Peak Area
>Ethanol	0.2610	1.213	167.704
n-Propanol	-----	2.020	183.578

Table 2: FID 2 B (column DB-ALC2)

Compound	Time (min)	Peak Area
Ethanol	1.361	183.402
n-Propanol	2.443	198.987