

SCOTTSDALE POLICE DEPARTMENT CRIME LABORATORY BLOOD ALCOHOL FACE SHEET

ANALYSIS DATE 02/15/2023 SEQUENCE NAME 15Feb23

EQUIPMENT

Pipettor Hamilton ML600EH7497 Hamilton ML600GJ10749
 Gas Chromatograph Agilent US14173023

INSTRUMENT CALIBRATION

Vial 1 0.02 calibrator Lot FN10051909 Coefficient of determination (r²)
 Vial 2 0.10 calibrator Lot FN05311902 1.00000
 Vial 3 0.20 calibrator Lot FN02052101
 Vial 4 0.40 calibrator Lot FN03052102


CALIBRATION VERIFICATION AND RESOLUTION TEST

Vial	Sample	Expected result	Measured result	Manufacturer/lot
5	Blank	Not detected	Not detected	SPD lab 122022AQ
6	Volatiles mixture	6 compounds	6 compounds	SPD lab 050721MIX
7	Aqueous control	0.400 g/dL	0.400 g/dL	Lipomed 30012020-A
8	Aqueous control	0.040 g/dL	0.040 g/dL	Lipomed 14082019-B
9	Blood control	0.199 g/dL	0.203 g/dL	ACQ 4110320133/10
20	Aqueous control	0.080 g/dL	0.081 g/dL	Lipomed 20012020-B
31	Aqueous control	0.080 g/dL	0.081 g/dL	Lipomed 20012020-B
42	Blood control	0.199 g/dL	0.203 g/dL	ACQ 4110320133/10
53	Aqueous control	0.080 g/dL	0.081 g/dL	Lipomed 20012020-B
64	Blood control	0.199 g/dL	0.207 g/dL	ACQ 4110320133/10
75	Aqueous control	0.400 g/dL	0.409 g/dL	Lipomed 30012020-A
76	Aqueous control	0.040 g/dL	0.040 g/dL	Lipomed 14082019-B
77	Blood control	0.199 g/dL	0.203 g/dL	ACQ 4110320133/10
78	Blank	Not detected	Not detected	SPD lab 011823WB

SUBJECT SAMPLES

Subjects in the sequence 30 Subjects requiring reanalysis 0

ADDITIONAL NOTES: All testing proceeded as expected.

Run valid Run invalid
 Run valid Run invalid
 Analyst _____ Technical Reviewer _____

Scottsdale Police Department Crime Laboratory Sequence Quality Assurance Summary

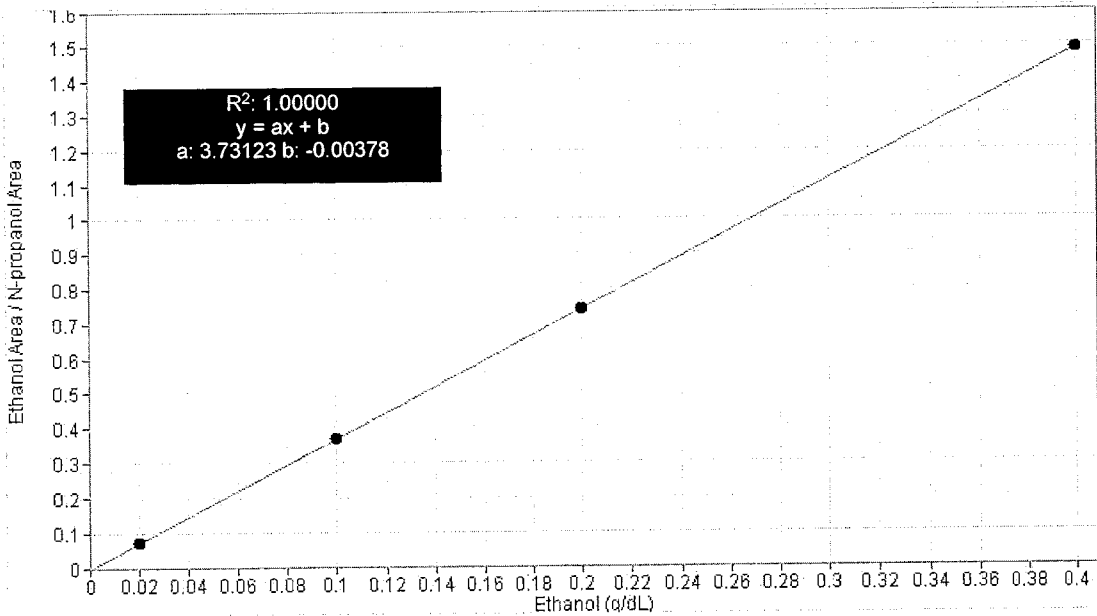
SEQUENCE NAME: 15Feb23

ANALYST: Abbott *ph*

Sample Name	Vial	Measured Value (g/dL)	Expected Value (g/dL)	Percent Difference	Absolute Difference (g/dL)
blank 122022AQ	5	negative	negative	-	-
0.400 30012020-A	7	0.400	0.400	0.00	0.000
0.040 14082019-B	8	0.040	0.040	0.00	0.000
0.199 4110320133/10	9	0.203	0.199	2.01	0.004
0.080 20012020-B	20	0.081	0.080	1.25	0.001
0.080 20012020-B	31	0.081	0.080	1.25	0.001
0.199 4110320133/10	42	0.203	0.199	2.01	0.004
0.080 20012020-B	53	0.081	0.080	1.25	0.001
0.199 4110320133/10	64	0.207	0.199	4.02	0.008
0.400 30012020-A	75	0.409	0.400	2.25	0.009
0.040 14082019-B	76	0.040	0.040	0.00	0.000
0.199 4110320133/10	77	0.203	0.199	2.01	0.004
011823WB	78	negative	negative	-	-

Calibrator	Ethanol Area	N-propanol Area	Ratio
0.020	11.591	160.930	0.072
0.100	59.916	162.953	0.368
0.200	121.536	163.645	0.743
0.400	237.307	159.378	1.489

Calibration Line



Scottsdale Police Department Crime Lab Volatiles Analysis

Sample: FN10051909	Vial: 1
Description: 0.020 calibrator	Sequence: 15Feb23
Method: ethanol quant.M	Injection date: 2/15/2023 12:15:14 PM
Instrument: US14173023 CN14160045	Analyst: Abbott <i>JA</i>
Data file: C:\Chem32\1\Data\15Feb23\1.D	

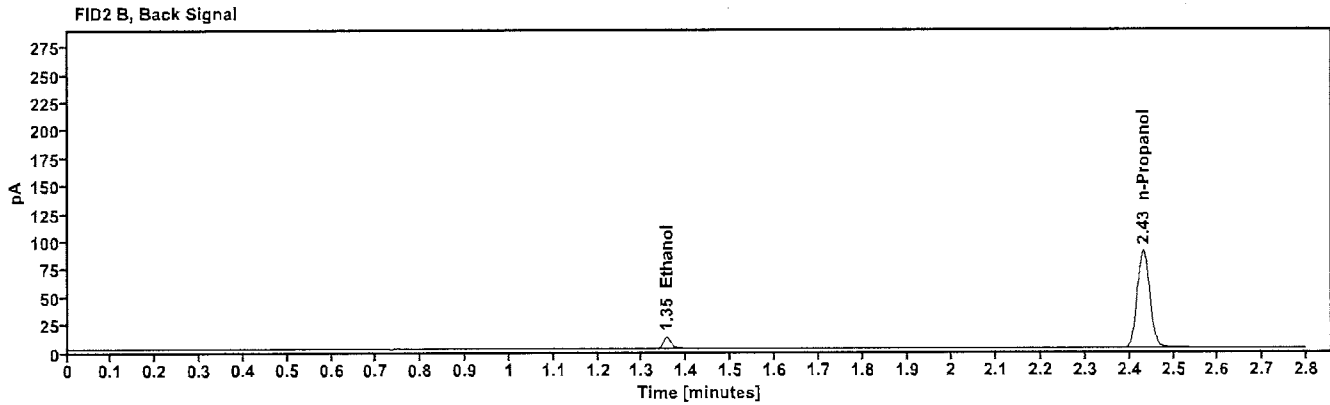
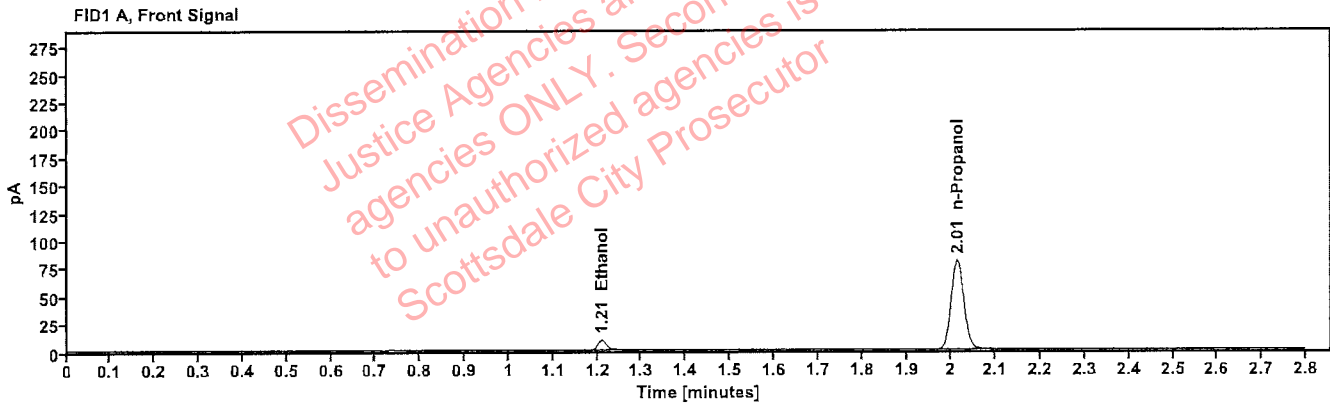


Table 1: FID 1 A (column DB-ALC1)

Compound	Time (min)	Peak Area
Ethanol	1.210	11.591
n-Propanol	2.013	160.930

Table 2: FID 2 B (column DB-ALC2)

Compound	Time (min)	Peak Area
Ethanol	1.355	12.568
n-Propanol	2.431	174.623

Scottsdale Police Department Crime Lab Volatiles Analysis

Sample: FN05311902	Vial: 2
Description: 0.100 calibrator	Sequence: 15Feb23
Method: ethanol quant.M	Injection date: 2/15/2023 12:19:13 PM
Instrument: US14173023 CN14160045	Analyst: Abbott <i>JA</i>
Data file: C:\Chem32\1\Data\15Feb23\2.D	

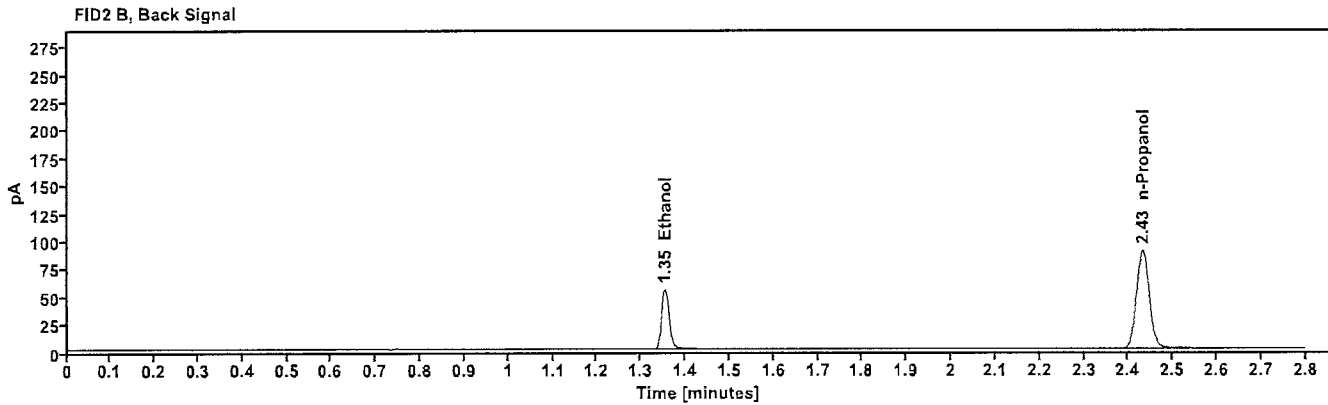
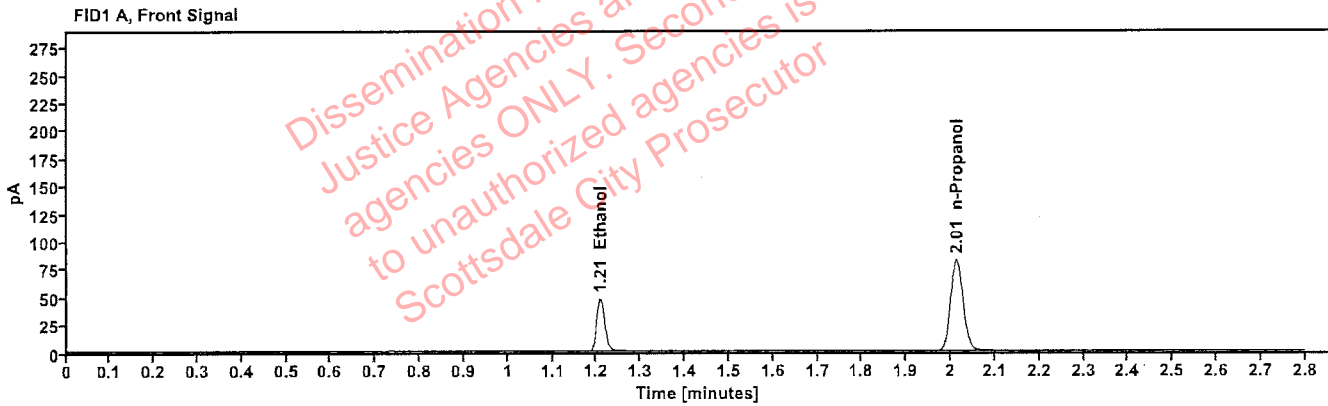


Table 1: FID 1 A (column DB-ALC1)

Compound	Time (min)	Peak Area
Ethanol	1.208	59.916
n-Propanol	2.013	162.953

Table 2: FID 2 B (column DB-ALC2)

Compound	Time (min)	Peak Area
Ethanol	1.354	65.169
n-Propanol	2.432	176.565

Scottsdale Police Department Crime Lab Volatiles Analysis

Sample: FN02052101	Vial: 3
Description: 0.200 calibrator	Sequence: 15Feb23
Method: ethanol quant.M	Injection date: 2/15/2023 12:23:13 PM
Instrument: US14173023 CN14160045	Analyst: Abbott <i>JA</i>
Data file: C:\Chem32\1\Data\15Feb23\3.D	

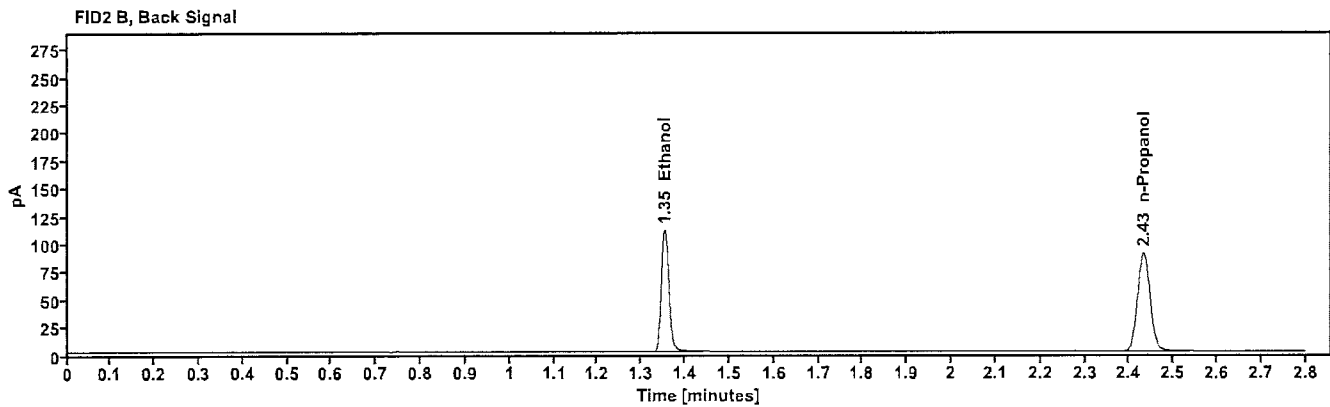
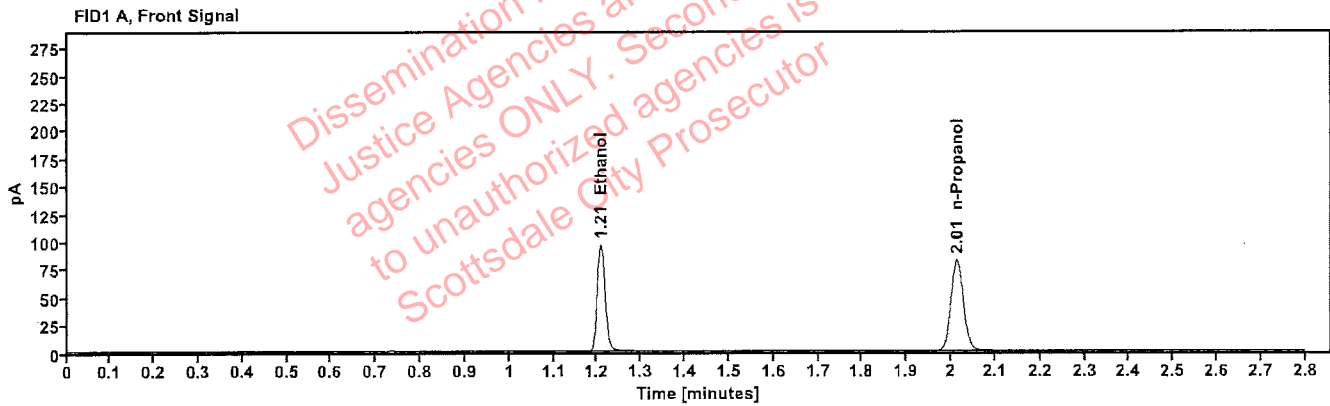


Table 1: FID 1 A (column DB-ALC1)

Compound	Time (min)	Peak Area
Ethanol	1.207	121.536
n-Propanol	2.013	163.645

Table 2: FID 2 B (column DB-ALC2)

Compound	Time (min)	Peak Area
Ethanol	1.353	132.471
n-Propanol	2.432	177.334

Scottsdale Police Department Crime Lab Volatiles Analysis

Sample: FN03052102	Vial: 4
Description: 0.400 calibrator	Sequence: 15Feb23
Method: ethanol quant.M	Injection date: 2/15/2023 12:27:14 PM
Instrument: US14173023 CN14160045	Analyst: Abbott <i>JA</i>
Data file: C:\Chem32\1\Data\15Feb23\4.D	

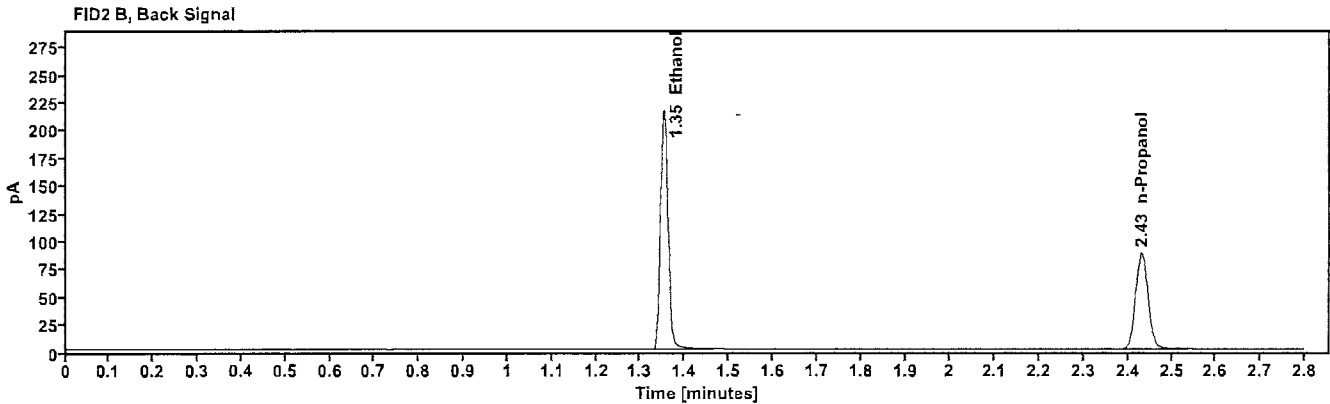
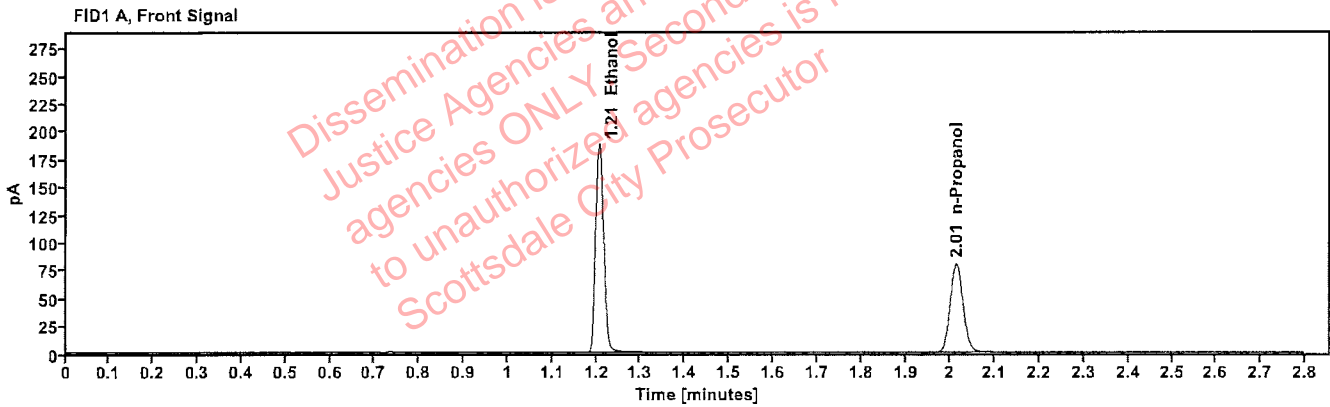


Table 1: FID 1 A (column DB-ALC1)

Compound	Time (min)	Peak Area
Ethanol	1.207	237.307
n-Propanol	2.013	159.378

Table 2: FID 2 B (column DB-ALC2)

Compound	Time (min)	Peak Area
Ethanol	1.353	259.803
n-Propanol	2.431	172.601

Scottsdale Police Department Crime Lab Volatiles Analysis

Sample: 122022AQ	Vial: 5
Description: Negative	LIMS ID:
Method: ethanol quant.M	Sequence: 15Feb23
Instrument: US14173023 CN14160045	Injection date: 2/15/2023 12:31:13 PM
Data file: C:\Chem32\1\Data\15Feb23\5.D	Analyst: Abbott <i>JA</i>

Dissemination is restricted to Criminal Justice Agencies and authorized agencies ONLY. Secondary dissemination to unauthorized agencies is PROHIBITED. Scottsdale City Prosecutor

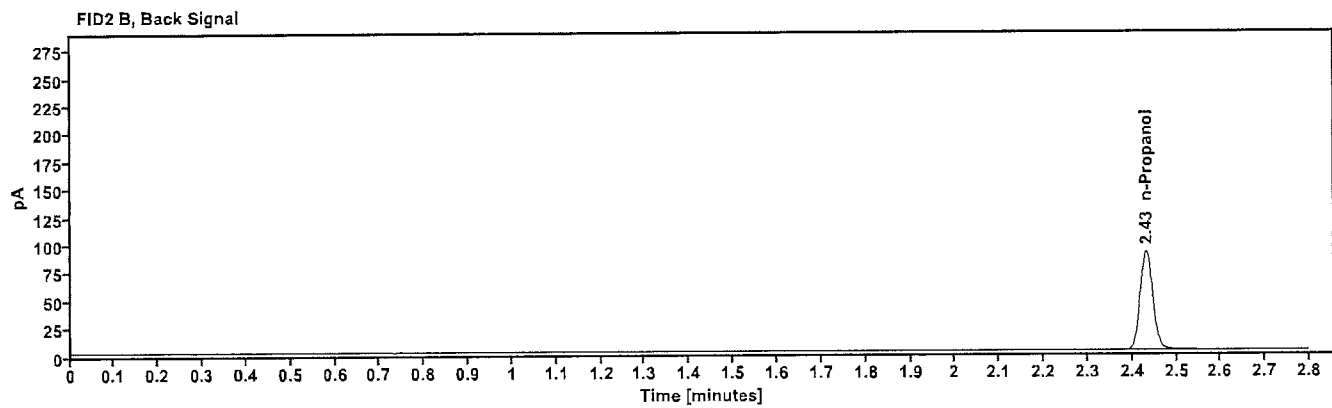
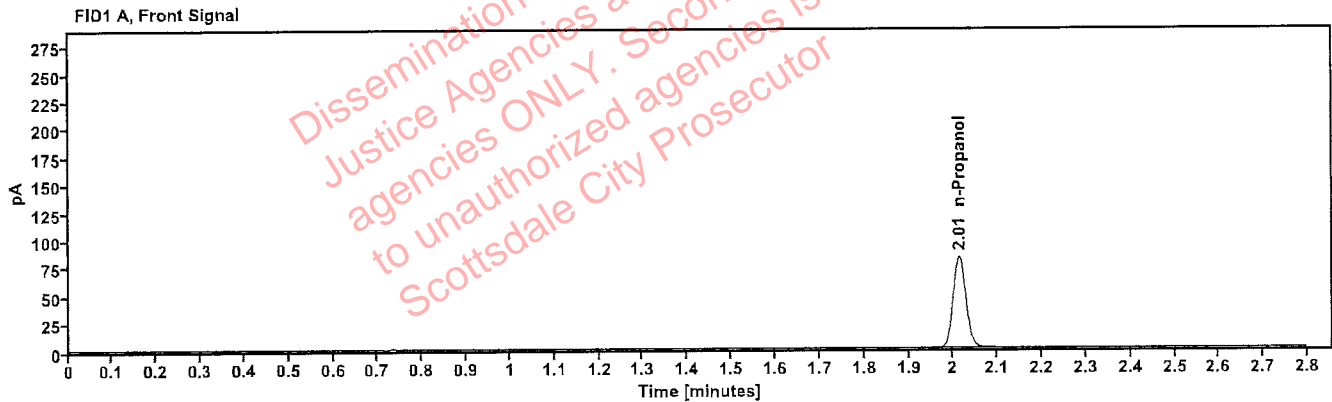


Table 1: FID 1 A (column DB-ALC1)

Compound	Amount (g/100mL)	Time (min)	Peak Area
n-Propanol	----	2.013	163.840

Table 2: FID 2 B (column DB-ALC2)

Compound	Time (min)	Peak Area
n-Propanol	2.432	177.550

Scottsdale Police Department Crime Lab Volatiles Analysis

Sample: 050721MIX	Vial: 6
Description: Volatiles mix	LIMS ID:
Method: ethanol quant.M	Sequence: 15Feb23
Instrument: US14173023 CN14160045	Injection date: 2/15/2023 12:35:13 PM
Data file: C:\Chem32\1\Data\15Feb23\6.D	Analyst: Abbott <i>JA</i>

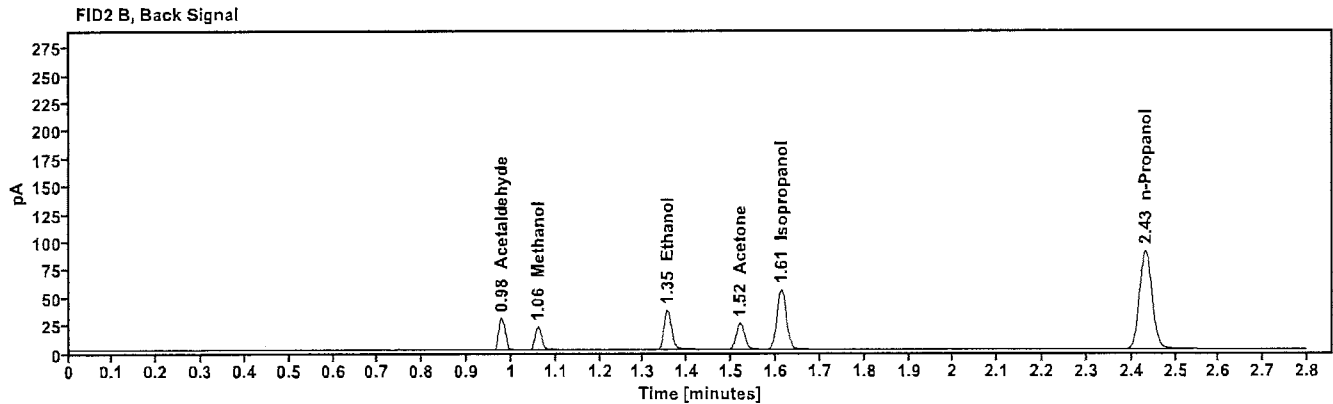
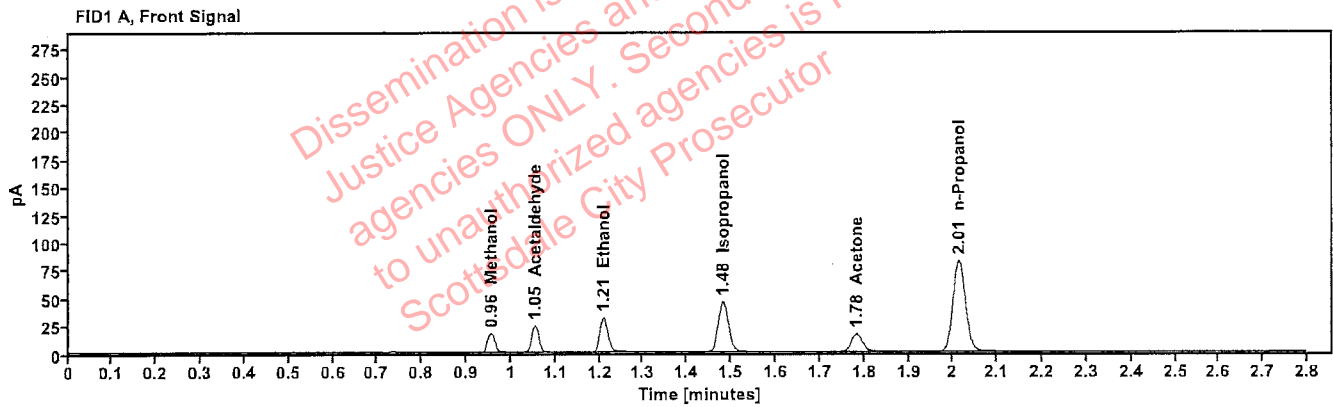


Table 1: FID 1 A (column DB-ALC1)

Compound	Amount (g/100mL)	Time (min)	Peak Area
Methanol	-----	0.956	19.512
Acetaldehyde	-----	1.054	26.414
>Ethanol	0.0661	1.209	39.855
Isopropanol	-----	1.482	72.665
Acetone	-----	1.783	28.141
n-Propanol	-----	2.013	164.212

Table 2: FID 2 B (column DB-ALC2)

Compound	Time (min)	Peak Area
Acetaldehyde	0.978	29.547
Methanol	1.060	21.501
Ethanol	1.354	43.251
Acetone	1.519	30.928
Isopropanol	1.612	80.370
n-Propanol	2.432	177.790

Scottsdale Police Department Crime Lab Volatiles Analysis

Sample: 30012020-A	Vial: 7
Description: 0.400	LIMS ID:
Method: ethanol quant.M	Sequence: 15Feb23
Instrument: US14173023 CN14160045	Injection date: 2/15/2023 12:39:28 PM
Data file: C:\Chem32\1\Data\15Feb23\7.D	Analyst: Abbott <i>AB</i>

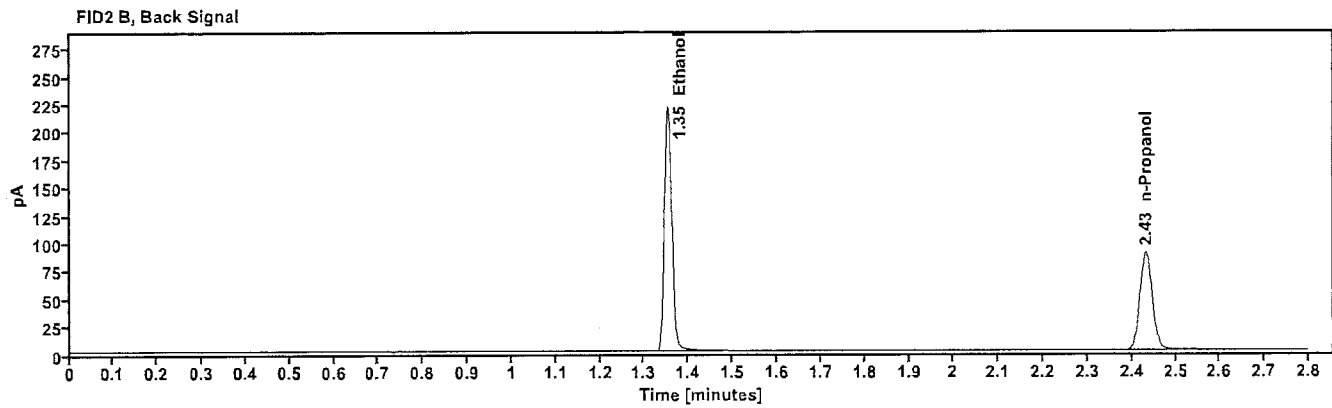
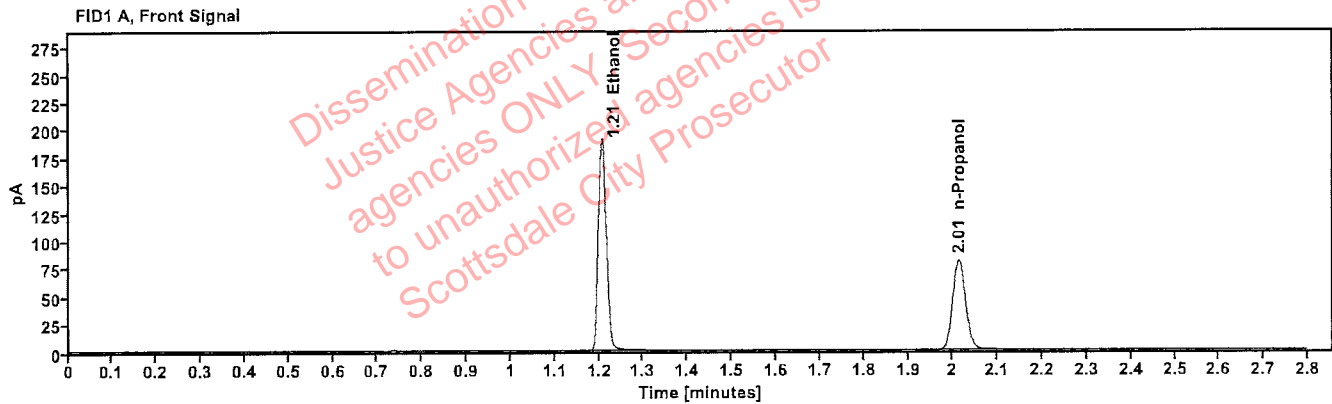


Table 1: FID 1 A (column DB-ALC1)

Compound	Amount (g/100mL)	Time (min)	Peak Area
>Ethanol	0.4004	1.207	241.880
n-Propanol	-----	2.013	162.312

Table 2: FID 2 B (column DB-ALC2)

Compound	Time (min)	Peak Area
Ethanol	1.353	265.133
n-Propanol	2.432	175.877

Scottsdale Police Department Crime Lab Volatiles Analysis

Sample:	14082019-B	Vial:	8
Description:	0.040	LIMS ID:	
Method:	ethanol quant.M	Sequence:	15Feb23
Instrument:	US14173023 CN14160045	Injection date:	2/15/2023 12:43:29 PM
Data file:	C:\Chem32\1\Data\15Feb23\8.D	Analyst:	Abbott JA

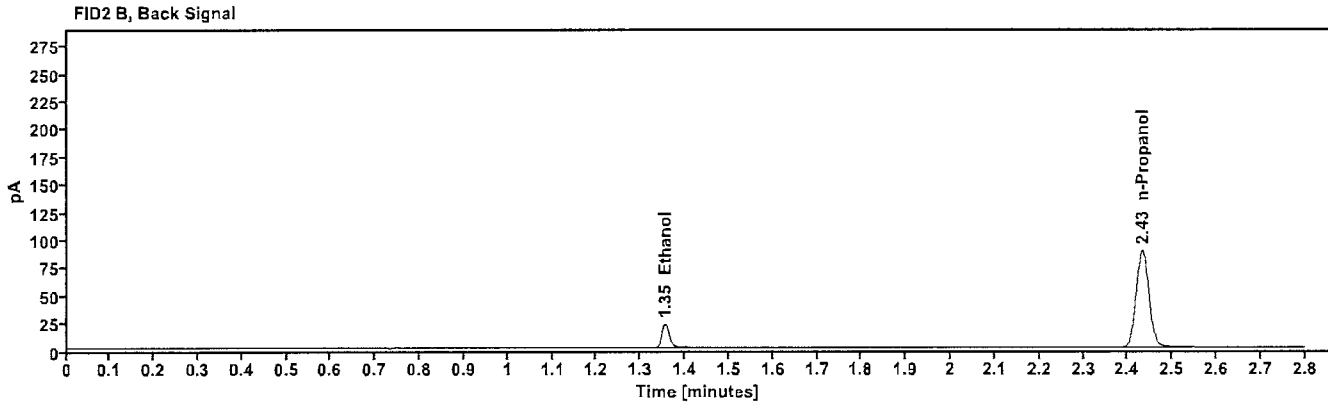
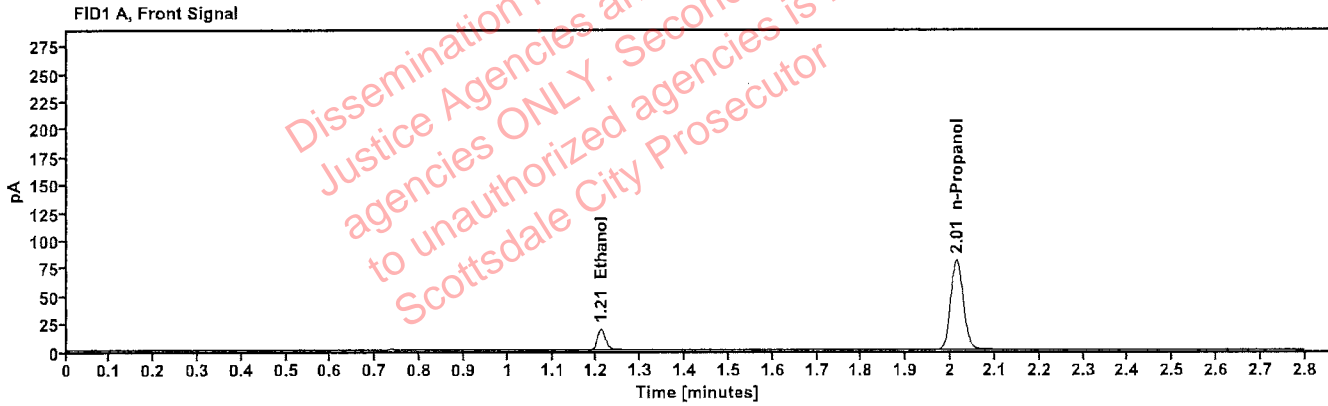


Table 1: FID 1 A (column DB-ALC1)

Compound	Amount (g/100mL)	Time (min)	Peak Area
>Ethanol	0.0409	1.209	24.015
n-Propanol	-----	2.013	161.444

Table 2: FID 2 B (column DB-ALC2)

Compound	Time (min)	Peak Area
Ethanol	1.355	26.096
n-Propanol	2.432	174.993

Scottsdale Police Department Crime Lab Volatiles Analysis

Sample: 4110320133/10	Vial: 9
Description: 0.199	LIMS ID:
Method: ethanol quant.M	Sequence: 15Feb23
Instrument: US14173023 CN14160045	Injection date: 2/15/2023 12:47:28 PM
Data file: C:\Chem32\1\Data\15Feb23\9.D	Analyst: Abbott JH

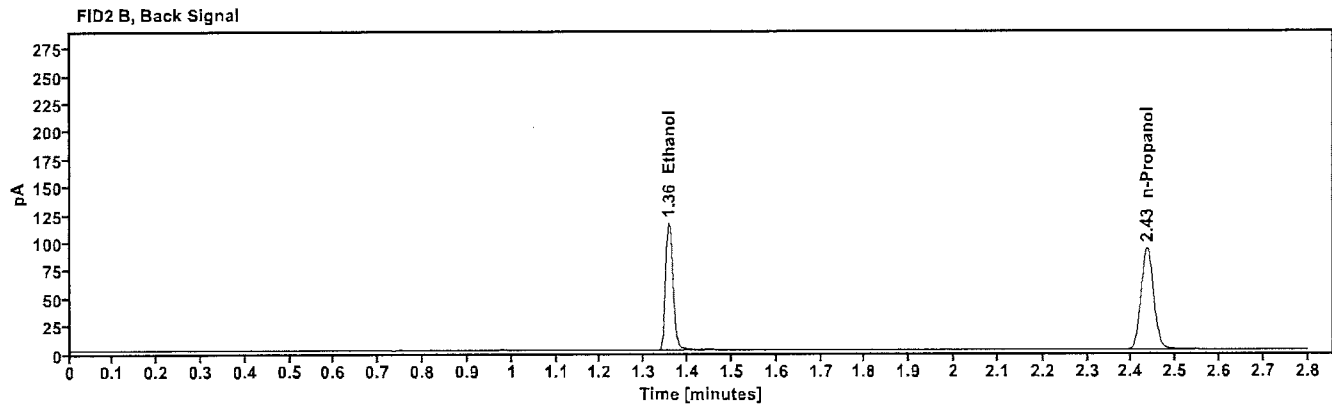
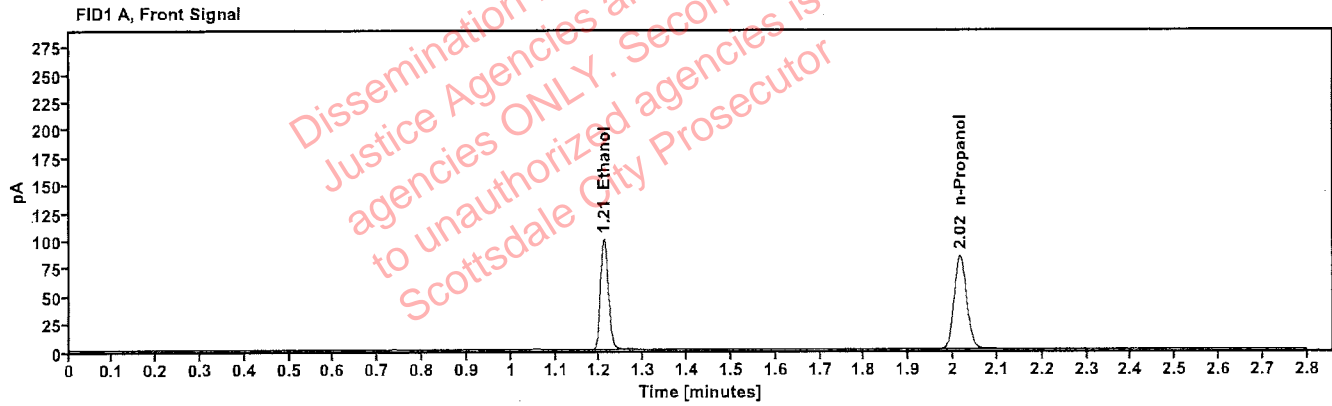


Table 1: FID 1 A (column DB-ALC1)

Compound	Amount (g/100mL)	Time (min)	Peak Area
>Ethanol	0.2036	1.210	126.861
n-Propanol	-----	2.015	167.824

Table 2: FID 2 B (column DB-ALC2)

Compound	Time (min)	Peak Area
Ethanol	1.357	138.256
n-Propanol	2.435	181.774

Scottsdale Police Department Crime Lab Volatiles Analysis

Sample:	20012020-B	Vial:	20
Description:	0.080	LIMS ID:	
Method:	ethanol quant.M	Sequence:	15Feb23
Instrument:	US14173023 CN14160045	Injection date:	2/15/2023 1:31:58 PM
Data file:	C:\Chem32\1\Data\15Feb23\20.D	Analyst:	Abbott

Abbott

Dissemination is restricted to Criminal Justice Agencies and authorized agencies ONLY. Secondary dissemination to unauthorized agencies is PROHIBITED. Scottsdale City Prosecutor

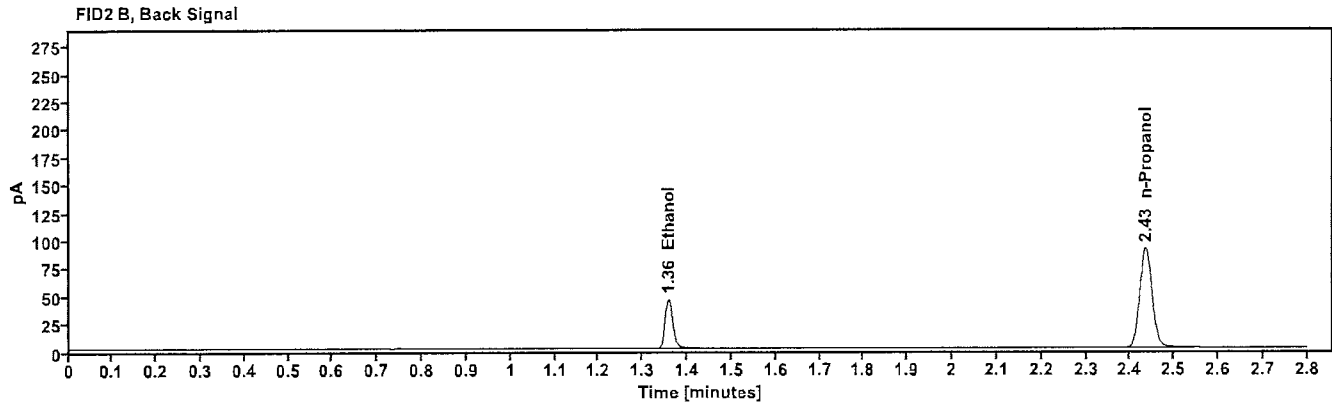
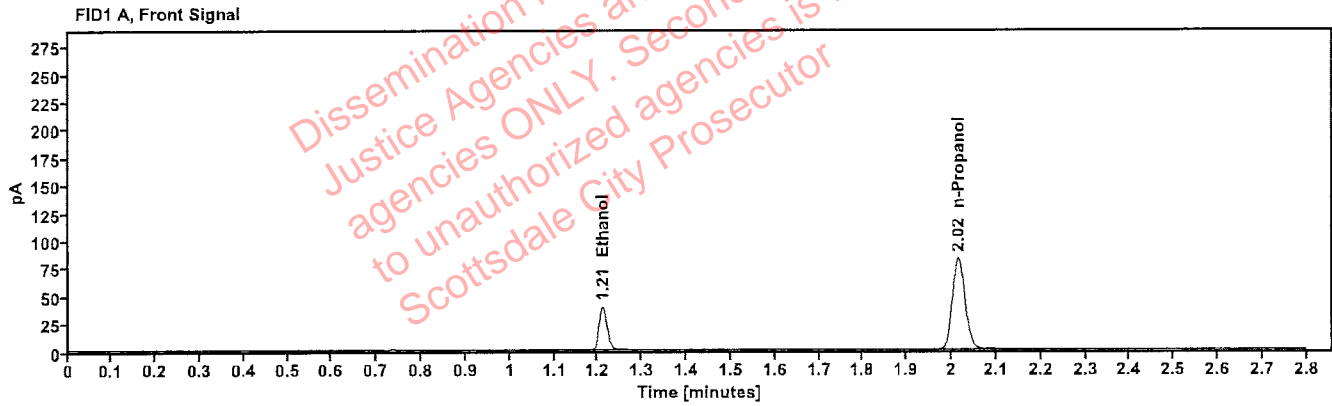


Table 1: FID 1 A (column DB-ALC1)

Compound	Amount (g/100mL)	Time (min)	Peak Area
>Ethanol	0.0819	1.210	49.767
n-Propanol	----	2.015	164.841

Table 2: FID 2 B (column DB-ALC2)

Compound	Time (min)	Peak Area
Ethanol	1.357	54.096
n-Propanol	2.435	178.427

Scottsdale Police Department Crime Lab Volatiles Analysis

Sample: 20012020-B	Vial: 31
Description: 0.080	LIMS ID:
Method: ethanol quant.M	Sequence: 15Feb23
Instrument: US14173023 CN14160045	Injection date: 2/15/2023 2:16:28 PM
Data file: C:\Chem32\1\Data\15Feb23\31.D	Analyst: Abbott Dh

Dissemination is restricted to Criminal Justice Agencies and authorized agencies ONLY. Secondary dissemination to unauthorized agencies is PROHIBITED. Scottsdale City Prosecutor

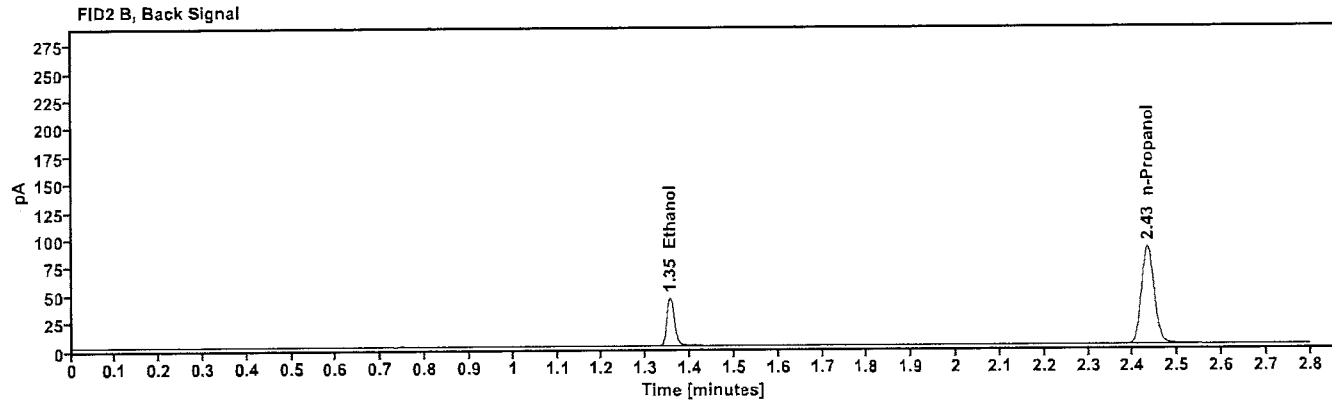
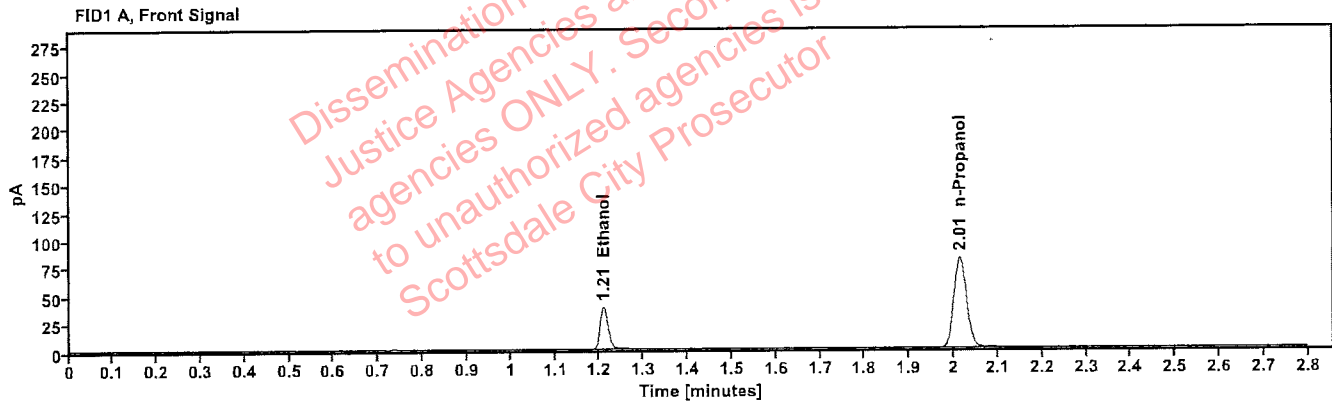


Table 1: FID 1 A (column DB-ALC1)

Compound	Amount (g/100mL)	Time (min)	Peak Area
>Ethanol	0.0812	1.209	48.664
n-Propanol	----	2.014	162.721

Table 2: FID 2 B (column DB-ALC2)

Compound	Time (min)	Peak Area
Ethanol	1.355	52.924
n-Propanol	2.433	176.242

Scottsdale Police Department Crime Lab Volatiles Analysis

Sample:	4110320133/10	Vial:	42
Description:	0.199	LIMS ID:	
Method:	ethanol quant.M	Sequence:	15Feb23
Instrument:	US14173023 CN14160045	Injection date:	2/15/2023 3:00:43 PM
Data file:	C:\Chem32\1\Data\15Feb23\42.D	Analyst:	Abbott Jh

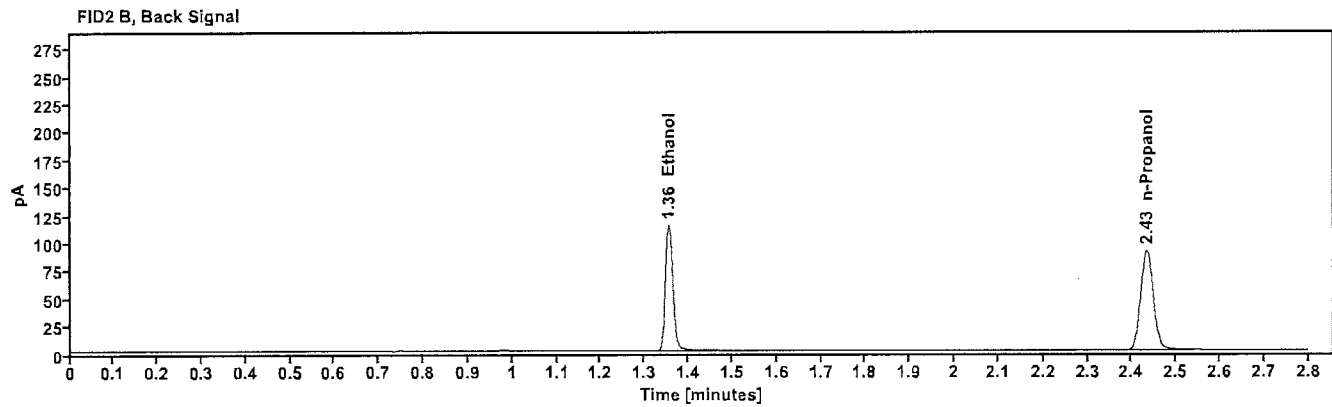
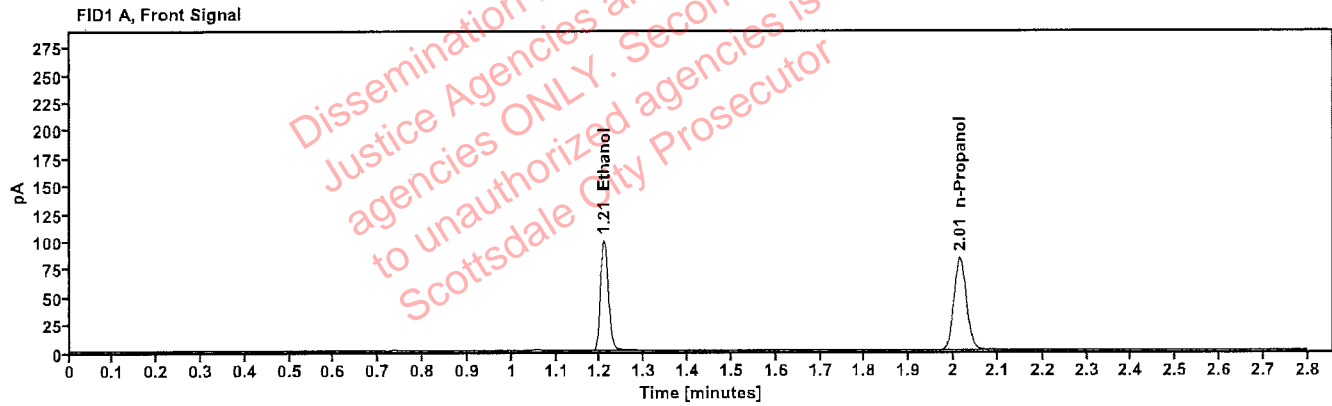


Table 1: FID 1 A (column DB-ALC1)

Compound	Amount (g/100mL)	Time (min)	Peak Area
>Ethanol	0.2035	1.209	125.544
n-Propanol	-----	2.014	166.145

Table 2: FID 2 B (column DB-ALC2)

Compound	Time (min)	Peak Area
Ethanol	1.355	137.556
n-Propanol	2.433	179.914

Scottsdale Police Department Crime Lab Volatiles Analysis

Sample: 20012020-B	Vial: 53
Description: 0.080	LIMS ID:
Method: ethanol quant.M	Sequence: 15Feb23
Instrument: US14173023 CN14160045	Injection date: 2/15/2023 3:45:14 PM
Data file: C:\Chem32\1\Data\15Feb23\53.D	Analyst: Abbott JL

Dissemination is restricted to Criminal Justice Agencies and authorized agencies ONLY. Secondary dissemination to unauthorized agencies is PROHIBITED. Scottsdale City Prosecutor

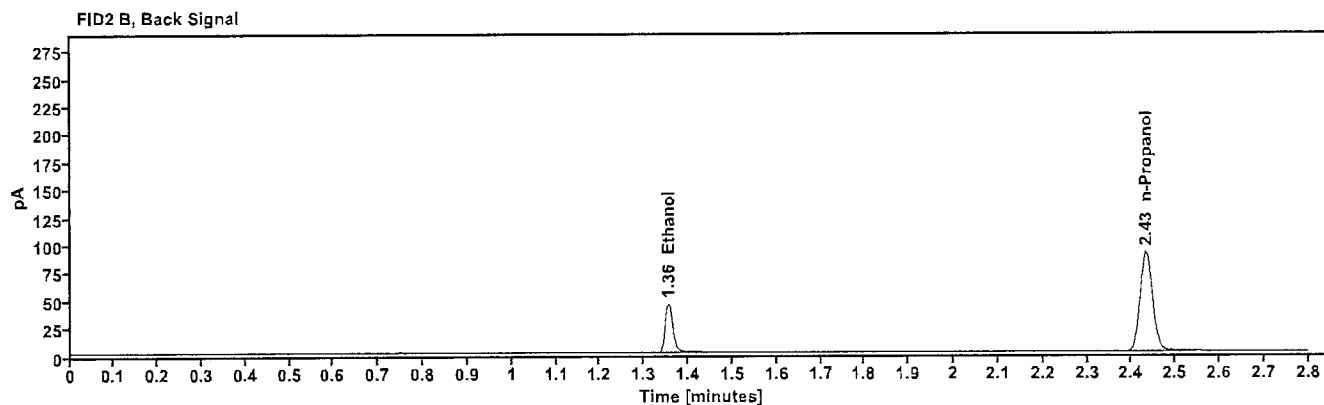
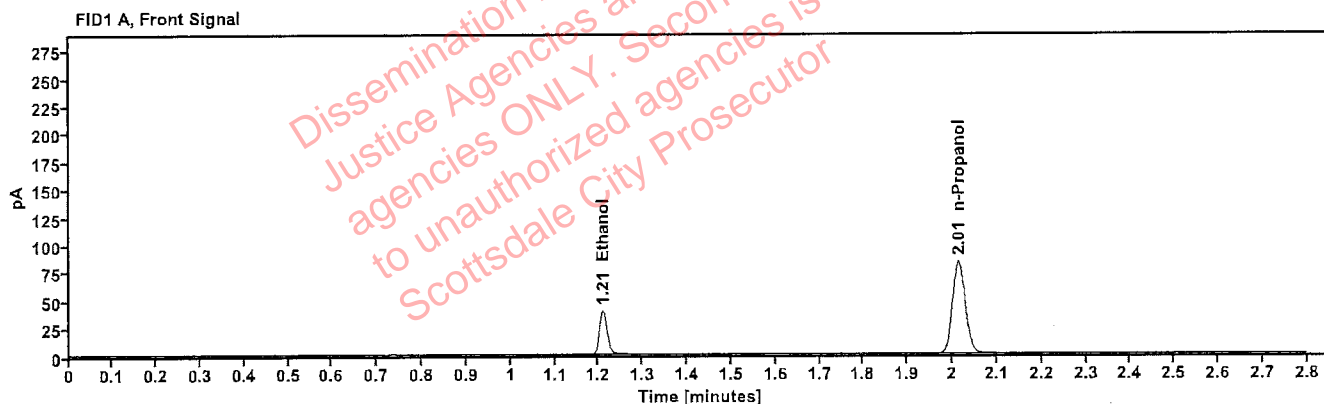


Table 1: FID 1 A (column DB-ALC1)

Compound	Amount (g/100mL)	Time (min)	Peak Area
>Ethanol	0.0813	1.209	49.549
n-Propanol	-----	2.014	165.393

Table 2: FID 2 B (column DB-ALC2)

Compound	Time (min)	Peak Area
Ethanol	1.355	53.787
n-Propanol	2.433	179.122

Scottsdale Police Department Crime Lab Volatiles Analysis

Sample: 4110320133/10	Vial: 64
Description: 0.199	LIMS ID:
Method: ethanol quant.M	Sequence: 15Feb23
Instrument: US14173023 CN14160045	Injection date: 2/15/2023 4:29:44 PM
Data file: C:\Chem32\1\Data\15Feb23\64.D	Analyst: Abbott JA

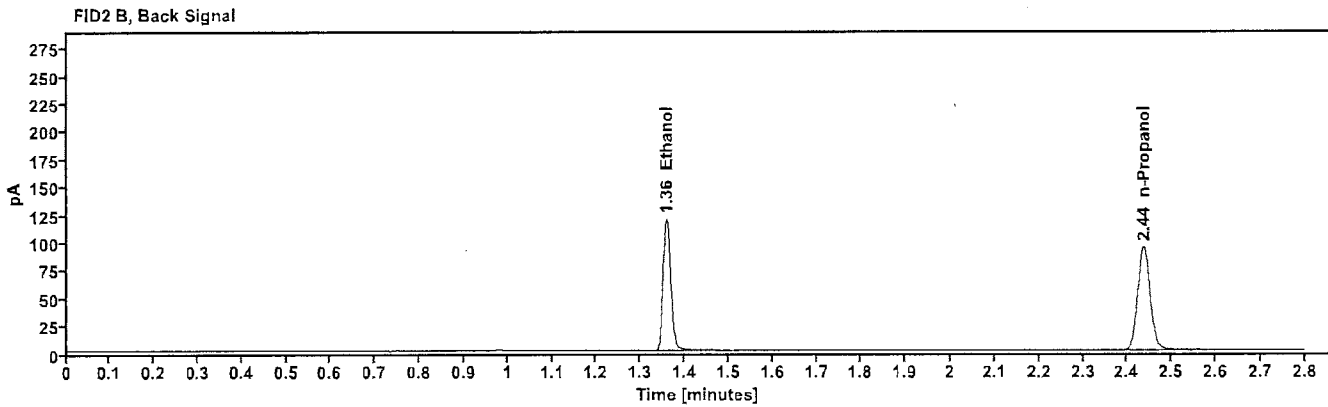
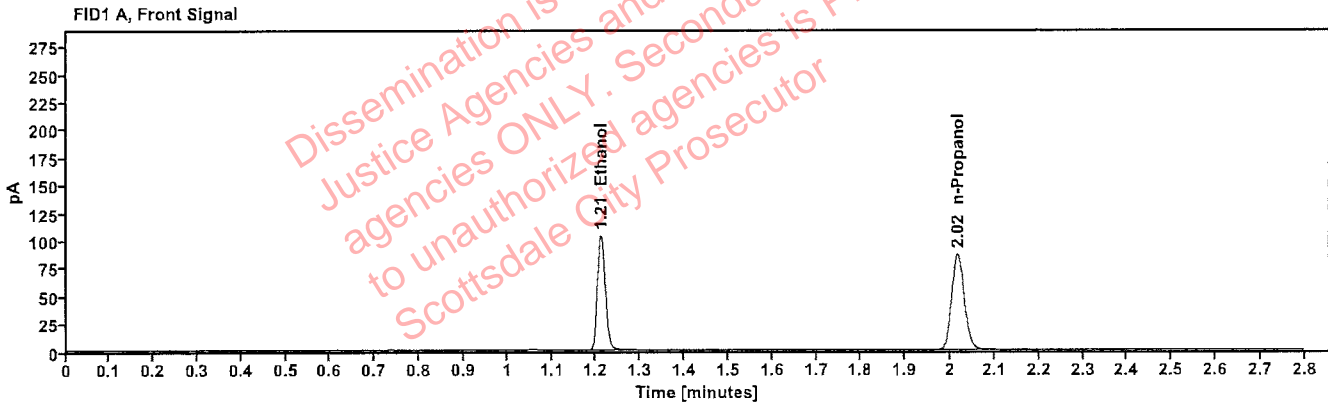


Table 1: FID 1 A (column DB-ALC1)

Compound	Amount (g/100mL)	Time (min)	Peak Area
>Ethanol	0.2077	1.211	132.300
n-Propanol	-----	2.016	171.543

Table 2: FID 2 B (column DB-ALC2)

Compound	Time (min)	Peak Area
Ethanol	1.359	144.734
n-Propanol	2.437	185.732

Scottsdale Police Department Crime Lab Volatiles Analysis

Sample:	30012020-A	Vial:	75
Description:	0.400	LIMS ID:	
Method:	ethanol quant.M	Sequence:	15Feb23
Instrument:	US14173023 CN14160045	Injection date:	2/15/2023 5:14:13 PM
Data file:	C:\Chem32\1\Data\15Feb23\75.D	Analyst:	Abbott JA

Dissemination is restricted to Criminal Justice Agencies and authorized agencies ONLY. Secondary dissemination to unauthorized agencies is PROHIBITED. Scottsdale City Prosecutor

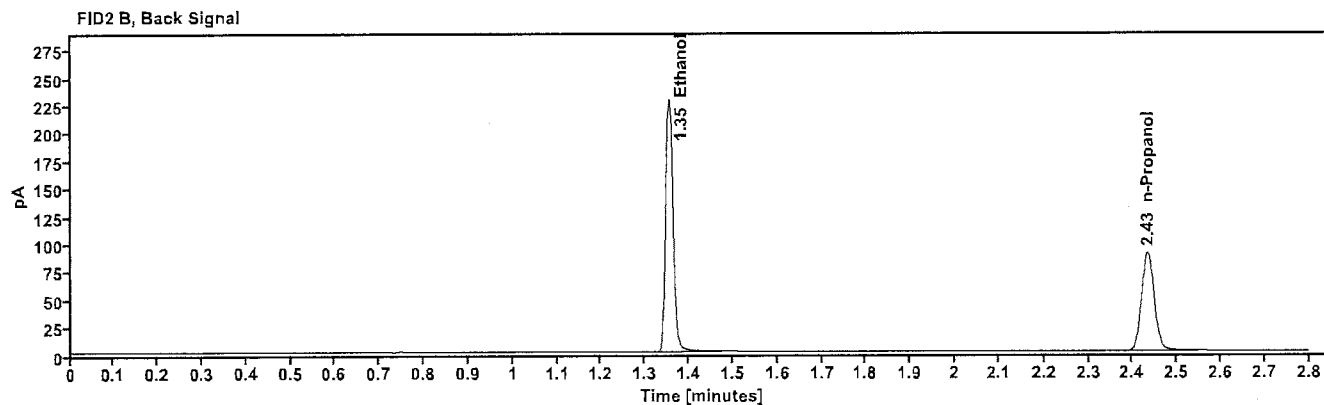
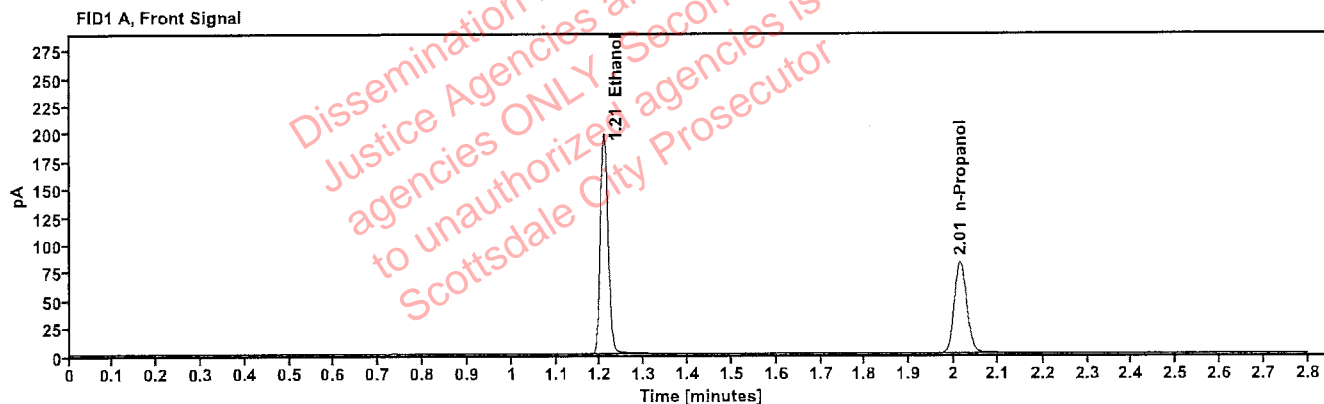


Table 1: FID 1 A (column DB-ALC1)

Compound	Amount (g/100mL)	Time (min)	Peak Area
>Ethanol	0.4090	1.208	250.204
n-Propanol	-----	2.014	164.359

Table 2: FID 2 B (column DB-ALC2)

Compound	Time (min)	Peak Area
Ethanol	1.355	274.415
n-Propanol	2.433	178.172

Scottsdale Police Department Crime Lab Volatiles Analysis

Sample:	14082019-B	Vial:	76
Description:	0.040	LIMS ID:	
Method:	ethanol quant.M	Sequence:	15Feb23
Instrument:	US14173023 CN14160045	Injection date:	2/15/2023 5:18:13 PM
Data file:	C:\Chem32\1\Data\15Feb23\76.D	Analyst:	Abbott <i>JA</i>

Dissemination is restricted to Criminal Justice Agencies and authorized agencies ONLY. Secondary dissemination to unauthorized agencies is PROHIBITED. Scottsdale City Prosecutor

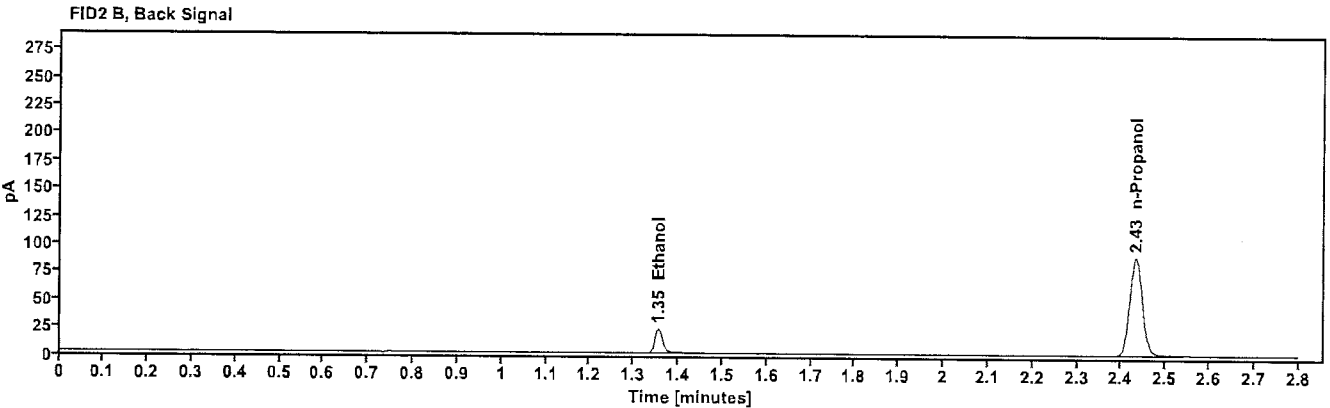
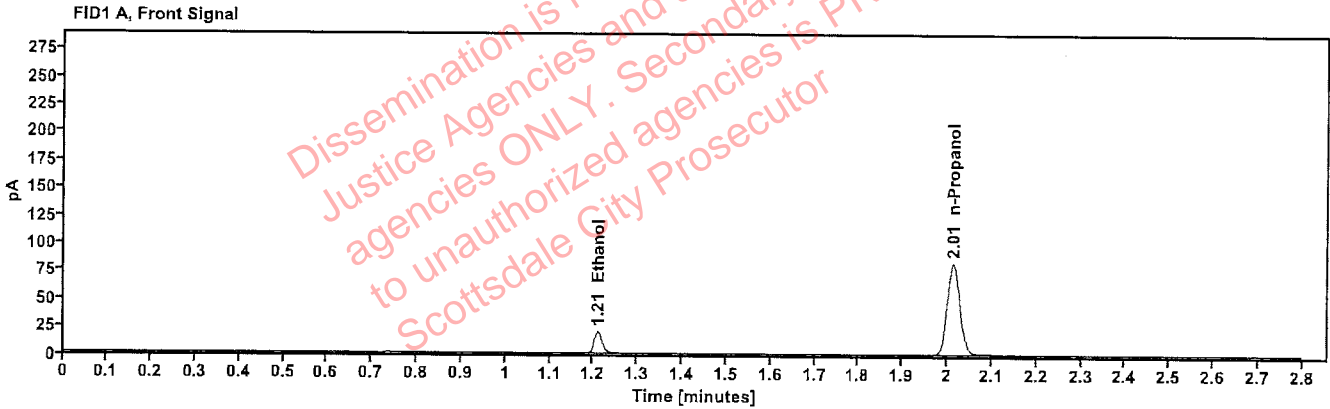


Table 1: FID 1 A (column DB-ALC1)

Compound	Amount (g/100mL)	Time (min)	Peak Area
>Ethanol	0.0408	1.209	24.322
n-Propanol	-----	2.014	163.739

Table 2: FID 2 B (column DB-ALC2)

Compound	Time (min)	Peak Area
Ethanol	1.355	26.455
n-Propanol	2.432	177.497

Scottsdale Police Department Crime Lab Volatiles Analysis

Sample:	4110320133/10	Vial:	77
Description:	0.199	LIMS ID:	
Method:	ethanol quant.M	Sequence:	15Feb23
Instrument:	US14173023 CN14160045	Injection date:	2/15/2023 5:22:14 PM
Data file:	C:\Chem32\1\Data\15Feb23\77.D	Analyst:	Abbott

Dissemination is restricted to Criminal Justice Agencies and authorized Non-CJ agencies ONLY. Secondary dissemination to unauthorized agencies is PROHIBITED. Scottsdale City Prosecutor

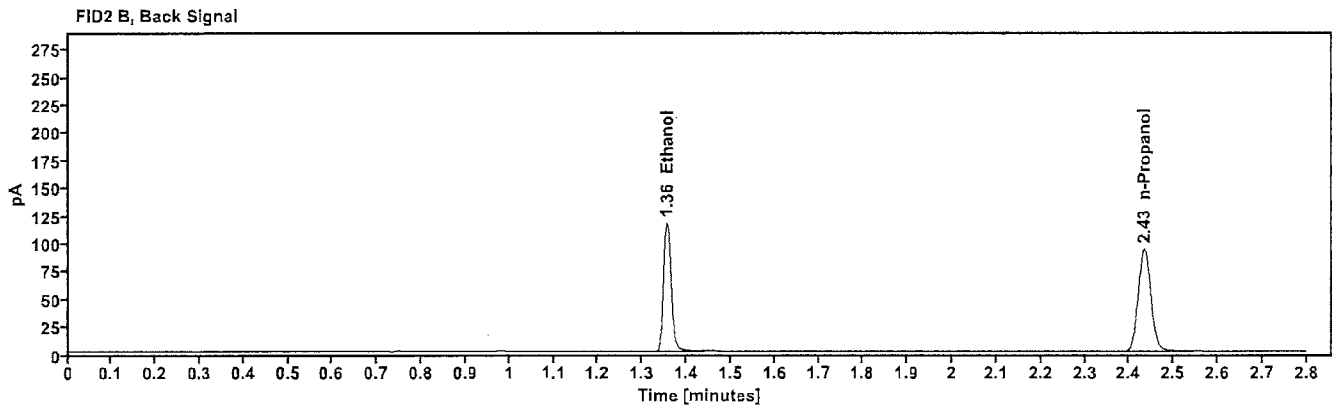
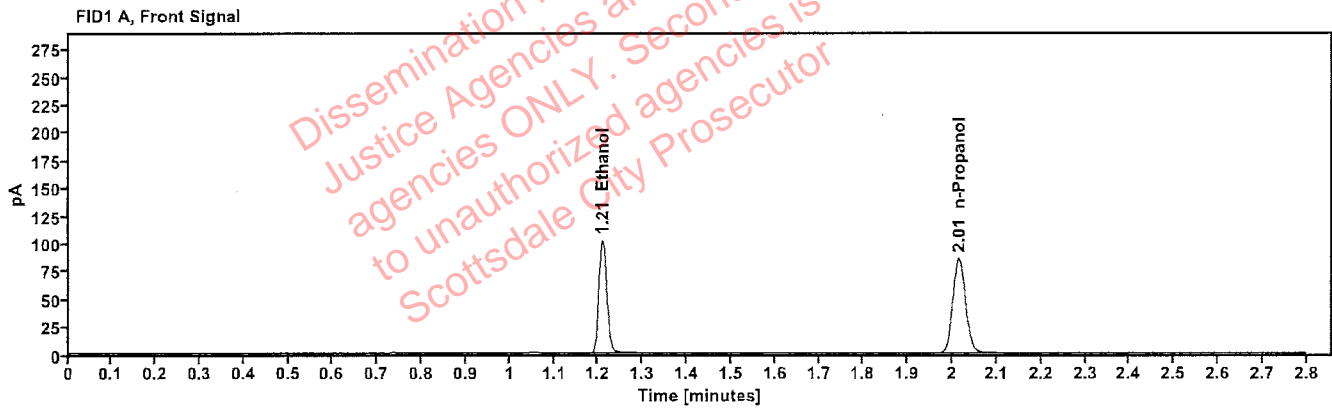


Table 1: FID 1 A (column DB-ALC1)

Compound	Amount (g/100mL)	Time (min)	Peak Area
>Ethanol	0.2034	1.209	128.316
n-Propanol	-----	2.014	169.941

Table 2: FID 2 B (column DB-ALC2)

Compound	Time (min)	Peak Area
Ethanol	1.355	140.002
n-Propanol	2.434	184.373

Scottsdale Police Department Crime Lab Volatiles Analysis

Sample:	011823WB	Vial:	78
Description:	Negative	LIMS ID:	
Method:	ethanol quant.M	Sequence:	15Feb23
Instrument:	US14173023 CN14160045	Injection date:	2/15/2023 5:26:14 PM
Data file:	C:\Chem32\1\Data\15Feb23\78.D	Analyst:	Abbott <i>JA</i>

Dissemination is restricted to Criminal Justice Agencies and authorized agencies ONLY. Secondary dissemination to unauthorized agencies is PROHIBITED. Scottsdale City Prosecutor

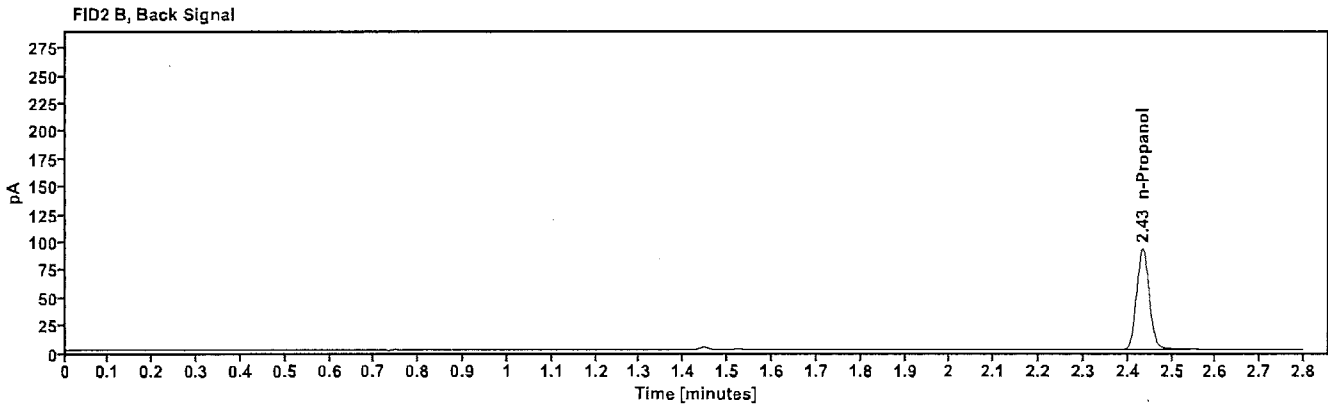
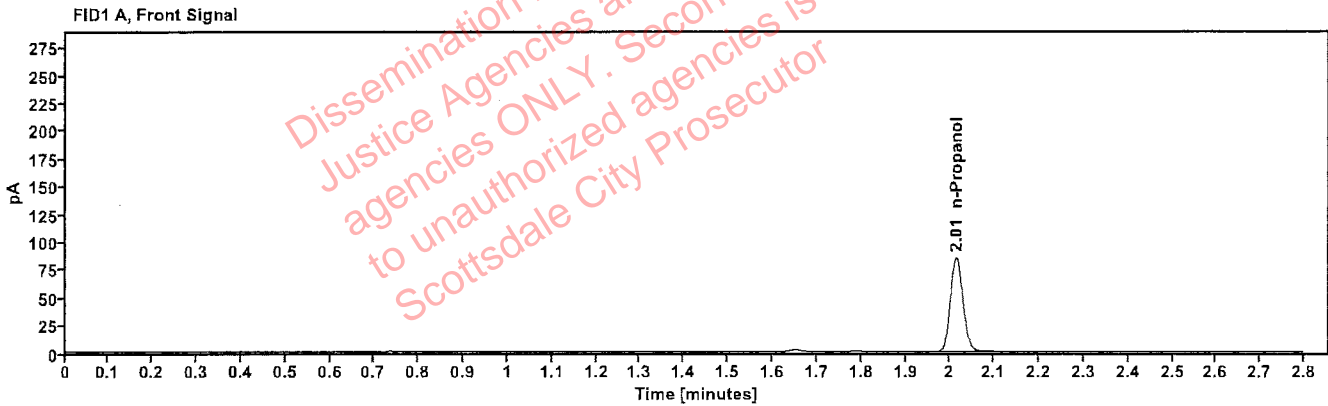


Table 1: FID 1 A (column DB-ALC1)

Compound	Amount (g/100mL)	Time (min)	Peak Area
n-Propanol	----	2.015	167.754

Table 2: FID 2 B (column DB-ALC2)

Compound	Time (min)	Peak Area
n-Propanol	2.434	181.914

Sequence Summary

Sequence name: 15Feb23 Instrument: US14173023 CN14160045 Analyst: Abbott

Vial	Sample	Description	Type	LIMS ID	Method
1	FN10051909	0.020 calibrator	Calibration		ethanol quant.M
2	FN05311902	0.100 calibrator	Calibration		ethanol quant.M
3	FN02052101	0.200 calibrator	Calibration		ethanol quant.M
4	FN03052102	0.400 calibrator	Calibration		ethanol quant.M
5	122022AQ	Negative	Control		ethanol quant.M
6	050721MIX	Volatiles mix	Control		ethanol quant.M
7	30012020-A	0.400	Control		ethanol quant.M
8	14082019-B	0.040	Control		ethanol quant.M
9	4110320133/10	0.199	Control		ethanol quant.M
10	2301978-2		Sample		ethanol quant.M
11	2301978-2		Sample		ethanol quant.M
12	2302083-3		Sample		ethanol quant.M
13	2302083-3		Sample		ethanol quant.M
14	2302153-7		Sample		ethanol quant.M
15	2302153-7		Sample		ethanol quant.M
16	2302344-2		Sample		ethanol quant.M
17	2302344-2		Sample		ethanol quant.M
18	2302429-2		Sample		ethanol quant.M
19	2302429-2		Sample		ethanol quant.M
20	20012020-B	0.080	Control		ethanol quant.M
21	2302427-2		Sample		ethanol quant.M
22	2302427-2		Sample		ethanol quant.M
23	2302437-2		Sample		ethanol quant.M
24	2302437-2		Sample		ethanol quant.M
25	2302490-1		Sample		ethanol quant.M
26	2302490-1		Sample		ethanol quant.M
27	2302492-2		Sample		ethanol quant.M
28	2302492-2		Sample		ethanol quant.M
29	2302505-2		Sample		ethanol quant.M
30	2302505-2		Sample		ethanol quant.M
31	20012020-B	0.080	Control		ethanol quant.M
32	2302514-3		Sample		ethanol quant.M
33	2302514-3		Sample		ethanol quant.M
34	2302434-2		Sample		ethanol quant.M
35	2302434-2		Sample		ethanol quant.M
36	2302654-2		Sample		ethanol quant.M
37	2302654-2		Sample		ethanol quant.M
38	1441687		Sample		ethanol quant.M
39	1441687		Sample		ethanol quant.M
40	2302661-2		Sample		ethanol quant.M
41	2302661-2		Sample		ethanol quant.M
42	4110320133/10	0.199	Control		ethanol quant.M
43	2300162-2		Sample		ethanol quant.M
44	2300162-2		Sample		ethanol quant.M
45	2302748-1		Sample		ethanol quant.M
46	2302748-1		Sample		ethanol quant.M
47	2301939-2		Sample		ethanol quant.M

Dissemination is restricted to Criminal Justice Agencies and authorized Non-C.J. agencies ONLY. Secondary dissemination to unauthorized agencies is PROHIBITED. Scottsdale City Prosecutor

Sequence Summary

48	2301939-2		Sample		ethanol quant.M
49	2302838-2		Sample		ethanol quant.M
50	2302838-2		Sample		ethanol quant.M
51	2302837-1		Sample		ethanol quant.M
52	2302837-1		Sample		ethanol quant.M
53	20012020-B	0.080	Control		ethanol quant.M
54	2302847-2		Sample		ethanol quant.M
55	2302847-2		Sample		ethanol quant.M
56	327-01C.P.		Sample		ethanol quant.M
57	327-01C.P.		Sample		ethanol quant.M
58	2302907-2		Sample		ethanol quant.M
59	2302907-2		Sample		ethanol quant.M
60	2302926-2		Sample		ethanol quant.M
61	2302926-2		Sample		ethanol quant.M
62	2302846-2		Sample		ethanol quant.M
63	2302846-2		Sample		ethanol quant.M
64	4110320133/10	0.199	Control		ethanol quant.M
65	2302954-2		Sample		ethanol quant.M
66	2302954-2		Sample		ethanol quant.M
67	2302963-2		Sample		ethanol quant.M
68	2302963-2		Sample		ethanol quant.M
69	1432278		Sample		ethanol quant.M
70	1432278		Sample		ethanol quant.M
71	2303021-2		Sample		ethanol quant.M
72	2303021-2		Sample		ethanol quant.M
73	2303026-1		Sample		ethanol quant.M
74	2303026-1		Sample		ethanol quant.M
75	30012020-A	0.400	Control		ethanol quant.M
76	14082019-B	0.040	Control		ethanol quant.M
77	4110320133/10	0.199	Control		ethanol quant.M
78	011823WB	Negative	Control		ethanol quant.M

Dissemination is restricted to Criminal Justice Agencies and authorized agencies ONLY. Second dissemination to unauthorized agencies is PROHIBITED. Scottsdale City Prosecutor

Scottsdale Police Department Crime Laboratory Summary of Cases

SEQUENCE NAME: 15Feb23

ANALYST: Abbott *AK*

Vials	Test 1 (g/dL)	Test 2 (g/dL)	Mean (g/dL)	Percent Difference*	Absolute Difference (g/dL)*
10 11	0.2149	0.2157	0.21530	0.19	0.00040
12 13	0.1926	0.1952	0.19390	0.67	0.00130
14 15	0.1532	0.1540	0.15360	0.26	0.00040
16 17	0.0878	0.0887	0.08825	0.51	0.00045
18 19	0.2066	0.2095	0.20805	0.70	0.00145
21 22	0.2197	0.2196	0.21965	0.02	0.00005
23 24	0.1677	0.1700	0.16885	0.68	0.00115
25 26	0.2522	0.2544	0.25330	0.43	0.00110
27 28	0.1497	0.1496	0.14965	0.03	0.00005
29 30	0.2657	0.2659	0.26580	0.04	0.00010
32 33	0.1499	0.1500	0.14995	0.03	0.00005
34 35	0.1123	0.1127	0.11250	0.18	0.00020
36 37	0.2025	0.2058	0.20415	0.81	0.00165
38 39	0.2739	0.2720	0.27295	0.35	0.00095
40 41	0.1740	0.1723	0.17315	0.49	0.00085
43 44	0.1683	0.1654	0.16685	0.87	0.00145
45 46	0.2739	0.2721	0.27300	0.33	0.00090
47 48	0.1712	0.1726	0.17190	0.41	0.00070
49 50	0.2268	0.2295	0.22815	0.59	0.00135
51 52	0.1487	0.1487	0.14870	0.00	0.00000
54 55	0.1963	0.1976	0.19695	0.33	0.00065
56 57	0.2301	0.2312	0.23065	0.24	0.00055
58 59	0.2124	0.2089	0.21065	0.83	0.00175
60 61	0.2662	0.2685	0.26735	0.43	0.00115
62 63	0.2119	0.2104	0.21115	0.36	0.00075
65 66	0.1171	0.1166	0.11685	0.21	0.00025
67 68	0.3292	0.3295	0.32935	0.05	0.00015
69 70	0.1065	0.1063	0.10640	0.09	0.00010
71 72	0.1854	0.1869	0.18615	0.40	0.00075
73 74	0.2238	0.2229	0.22335	0.20	0.00045

*Calculated differences are differences from the mean of the two results.

Scottsdale Forensic Lab

Blood Alcohol Pipetting Log

ANALYST: Abbott *JA*

SEQUENCE: 15Feb23

Instrument Position	Headspace Vial 1	Headspace Vial 2	Blood Tube	Barcode Match
Vials 10 and 11	2301978-2	2301978-2	2301978-2	Yes
Vials 12 and 13	2302083-3	2302083-3	2302083-3	Yes
Vials 14 and 15	2302153-7	2302153-7	2302153-7	Yes
Vials 16 and 17	2302344-2	2302344-2	2302344-2	Yes
Vials 18 and 19	2302429-2	2302429-2	2302429-2	Yes
Vials 21 and 22	2302427-2	2302427-2	2302427-2	Yes
Vials 23 and 24	2302437-2	2302437-2	2302437-2	Yes
Vials 25 and 26	2302490-1	2302490-1	2302490-1	Yes
Vials 27 and 28	2302492-2	2302492-2	2302492-2	Yes
Vials 29 and 30	2302505-2	2302505-2	2302505-2	Yes
Vials 32 and 33	2302514-3	2302514-3	2302514-3	Yes
Vials 34 and 35	2302434-2	2302434-2	2302434-2	Yes
Vials 36 and 37	2302654-2	2302654-2	2302654-2	Yes
Vials 38 and 39	1441687	1441687	1441687	Yes
Vials 40 and 41	2302661-2	2302661-2	2302661-2	Yes
Vials 43 and 44	2300162-2	2300162-2	2300162-2	Yes
Vials 45 and 46	2302748-1	2302748-1	2302748-1	Yes
Vials 47 and 48	2301939-2	2301939-2	2301939-2	Yes
Vials 49 and 50	2302838-2	2302838-2	2302838-2	Yes
Vials 51 and 52	2302837-1	2302837-1	2302837-1	Yes
Vials 54 and 55	2302847-2	2302847-2	2302847-2	Yes
Vials 56 and 57	327-01C.P.	327-01C.P.	327-01C.P.	Yes
Vials 58 and 59	2302907-2	2302907-2	2302907-2	Yes
Vials 60 and 61	2302926-2	2302926-2	2302926-2	Yes
Vials 62 and 63	2302846-2	2302846-2	2302846-2	Yes
Vials 65 and 66	2302954-2	2302954-2	2302954-2	Yes
Vials 67 and 68	2302963-2	2302963-2	2302963-2	Yes
Vials 69 and 70	1432278	1432278	1432278	Yes
Vials 71 and 72	2303021-2	2303021-2	2303021-2	Yes
Vials 73 and 74	2303026-1	2303026-1	2303026-1	Yes

Scottsdale Police Department Crime Lab Volatiles Analysis

Sample:	2301978-2	Vial:	10
Description:	[REDACTED]	LIMS ID:	[REDACTED]
Method:	ethanol quant.M	Sequence:	15Feb23
Instrument:	US14173023 CN14160045	Injection date:	2/15/2023 12:51:28 PM
Data file:	C:\Chem32\1\Data\15Feb23\10.D	Analyst:	Abbott

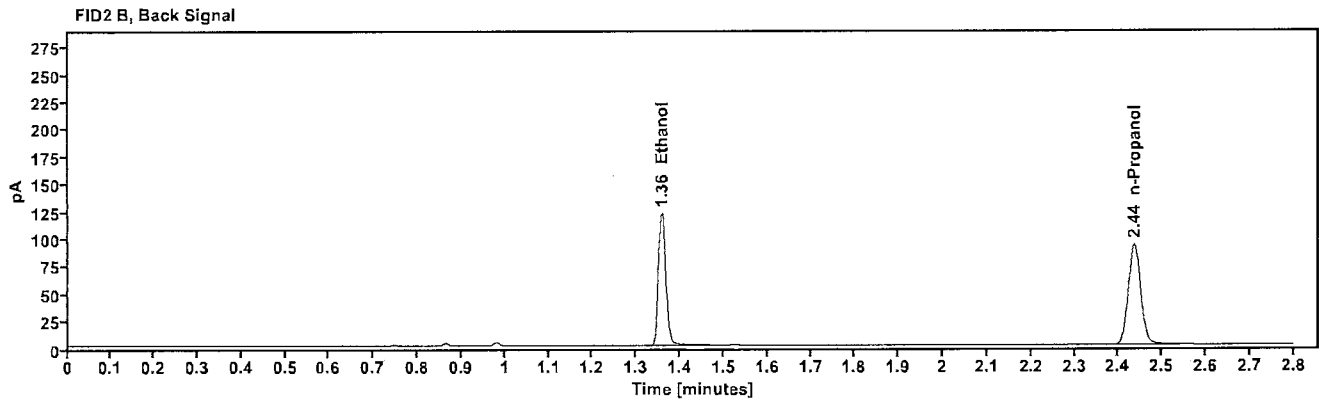
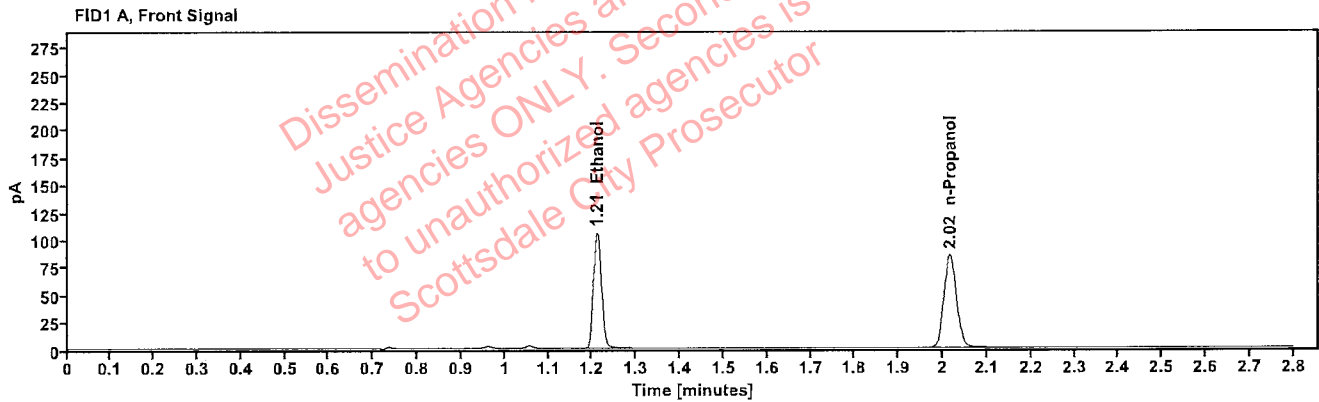


Table 1: FID 1 A (column DB-ALC1)

Compound	Amount (g/100mL)	Time (min)	Peak Area
>Ethanol	0.2149	1.210	134.511
n-Propanol	-----	2.016	168.544

Table 2: FID 2 B (column DB-ALC2)

Compound	Time (min)	Peak Area
Ethanol	1.358	147.236
n-Propanol	2.436	182.263

Scottsdale Police Department Crime Lab Volatiles Analysis

Sample:	2301978-2	Vial:	11
Description:	██████████	LIMS ID:	██████████
Method:	ethanol quant.M	Sequence:	15Feb23
Instrument:	US14173023 CN14160045	Injection date:	2/15/2023 12:55:29 PM
Data file:	C:\Chem32\1\Data\15Feb23\11.D	Analyst:	Abbott

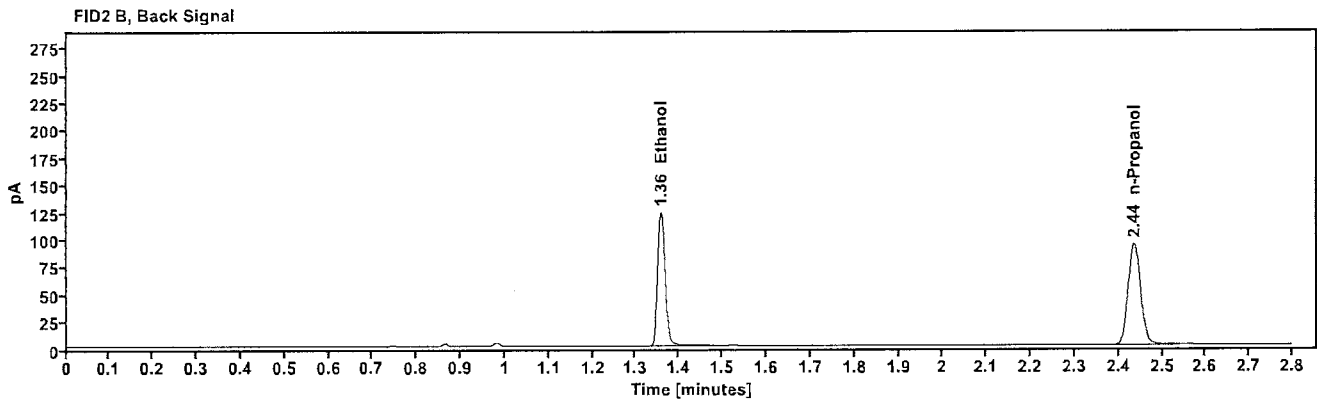
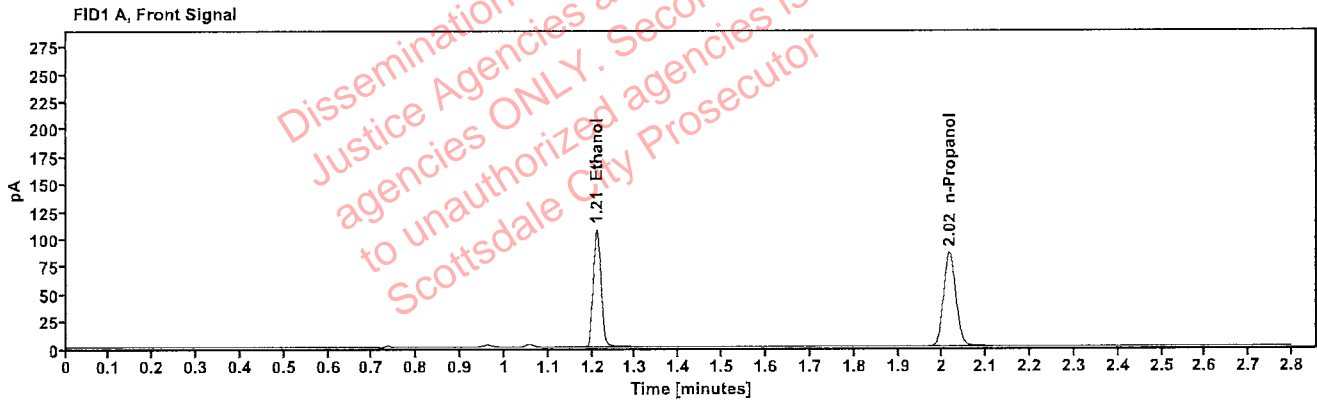


Table 1: FID 1 A (column DB-ALC1)

Compound	Amount (g/100mL)	Time (min)	Peak Area
>Ethanol	0.2157	1.210	136.614
n-Propanol	-----	2.016	170.582

Table 2: FID 2 B (column DB-ALC2)

Compound	Time (min)	Peak Area
Ethanol	1.358	149.517
n-Propanol	2.436	184.469

[REDACTED]: Abbott, Lori - (16-Feb-2023)

Case: [REDACTED] User: LAbbott 2/16/2023

Scottsdale Police Department Crime Lab Volatiles Analysis

Sample:	2302083-3	Vial:	12
Description:	[REDACTED]	LIMS ID:	[REDACTED]
Method:	ethanol quant.M	Sequence:	15Feb23
Instrument:	US14173023 CN14160045	Injection date:	2/15/2023 12:59:28 PM
Data file:	C:\Chem32\1\Data\15Feb23\12.D	Analyst:	Abbott

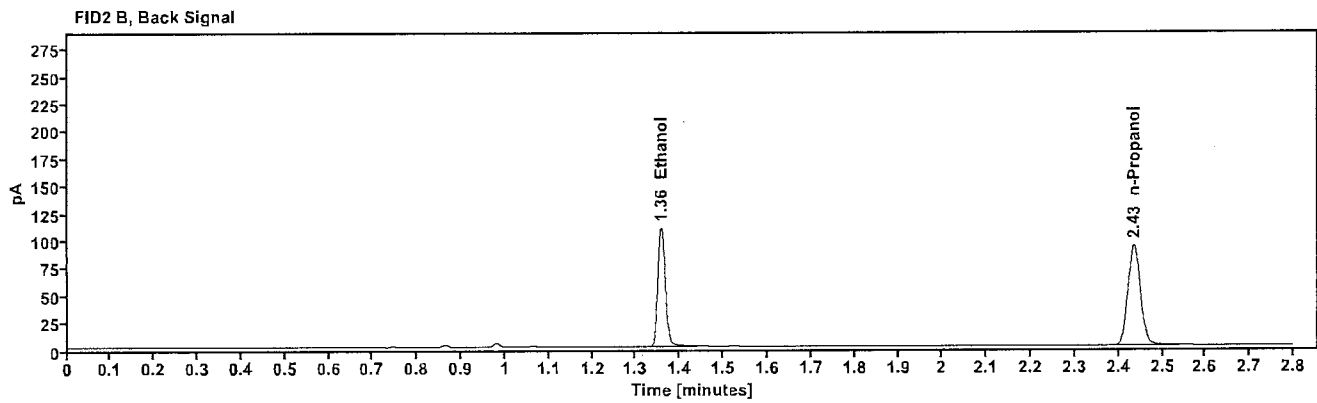
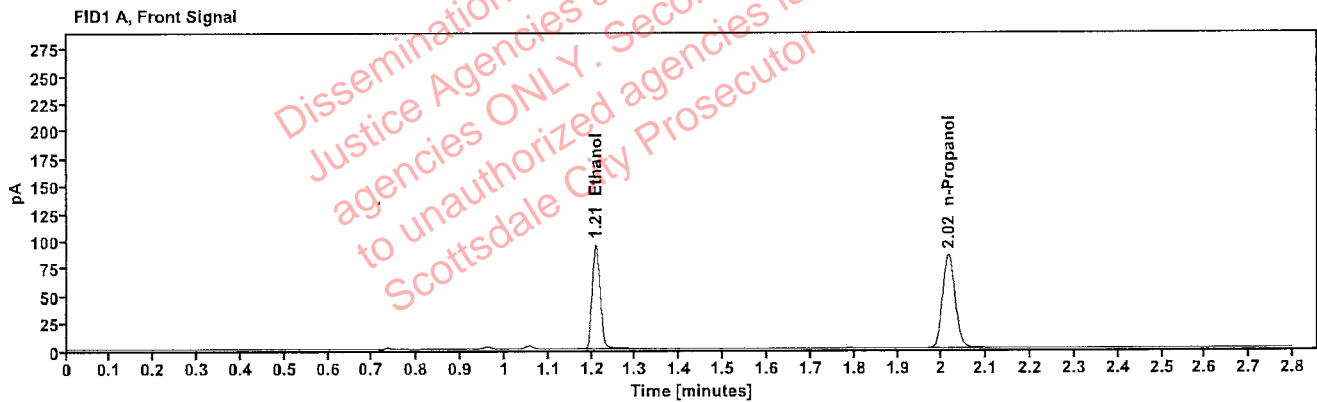


Table 1: FID 1 A (column DB-ALC1)

Compound	Amount (g/100mL)	Time (min)	Peak Area
>Ethanol	0.1926	1.209	121.050
n-Propanol	-----	2.015	169.312

Table 2: FID 2 B (column DB-ALC2)

Compound	Time (min)	Peak Area
Ethanol	1.356	131.819
n-Propanol	2.435	183.194

Scottsdale Police Department Crime Lab Volatiles Analysis

Sample:	2302083-3	Vial:	13
Description:		LIMS ID:	
Method:	ethanol quant.M	Sequence:	15Feb23
Instrument:	US14173023 CN14160045	Injection date:	2/15/2023 1:03:42 PM
Data file:	C:\Chem32\1\Data\15Feb23\13.D	Analyst:	Abbott

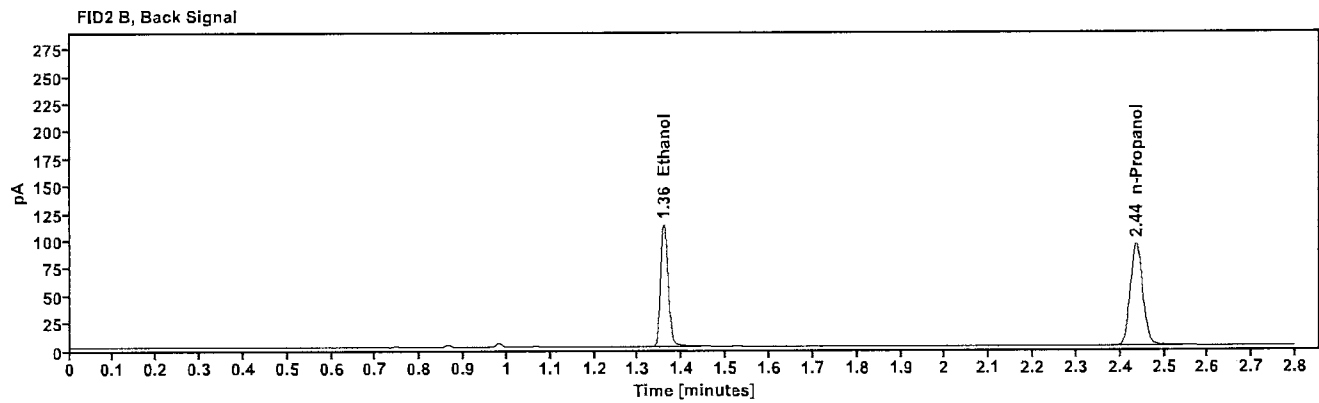
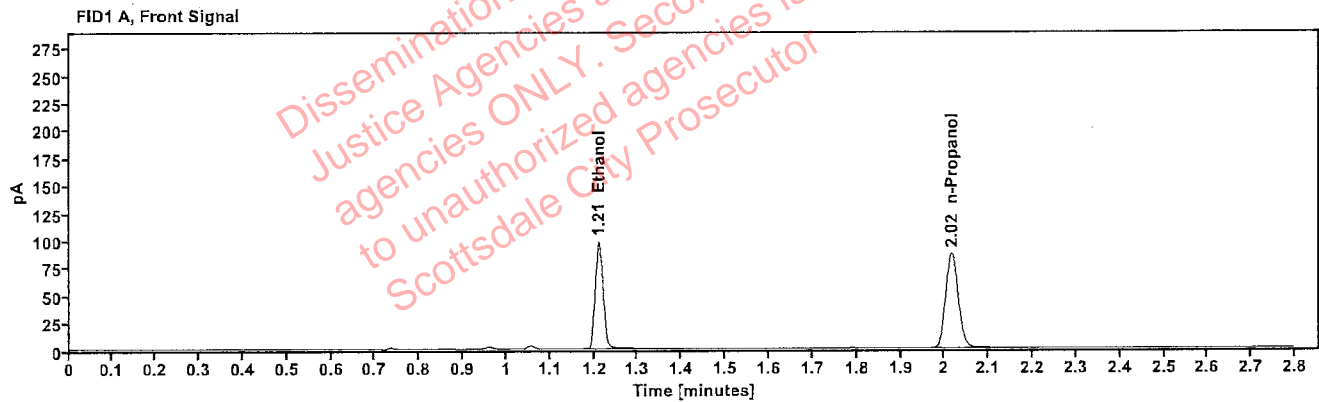


Table 1: FID 1 A (column DB-ALC1)

Compound	Amount (g/100mL)	Time (min)	Peak Area
>Ethanol	0.1952	1.211	124.864
n-Propanol	-----	2.016	172.355

Table 2: FID 2 B (column DB-ALC2)

Compound	Time (min)	Peak Area
Ethanol	1.358	135.939
n-Propanol	2.436	186.355

Scottsdale Police Department Crime Lab Volatiles Analysis

Sample:	2302153-7	Vial:	14
Description:		LIMS ID:	
Method:	ethanol quant.M	Sequence:	15Feb23
Instrument:	US14173023 CN14160045	Injection date:	2/15/2023 1:07:43 PM
Data file:	C:\Chem32\1\Data\15Feb23\14.D	Analyst:	Abbott

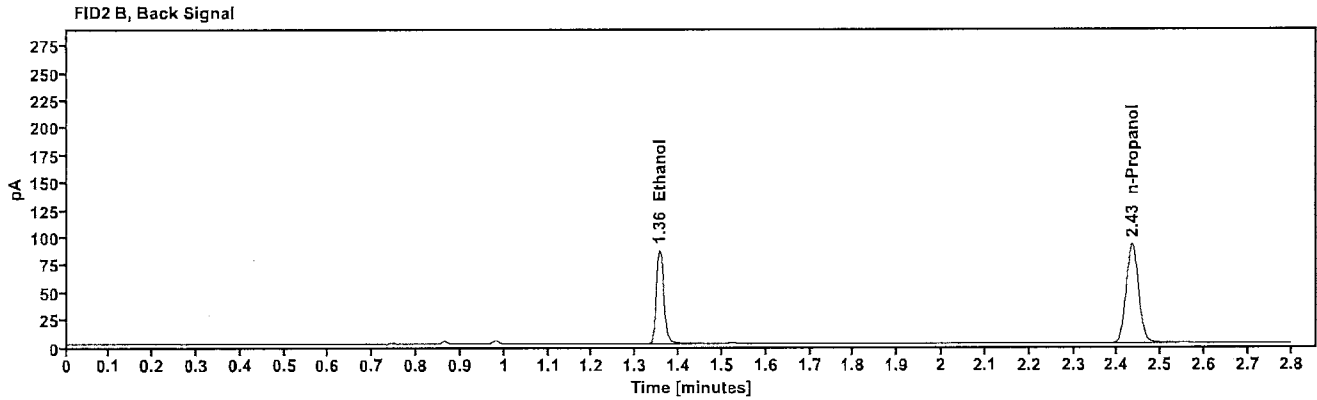
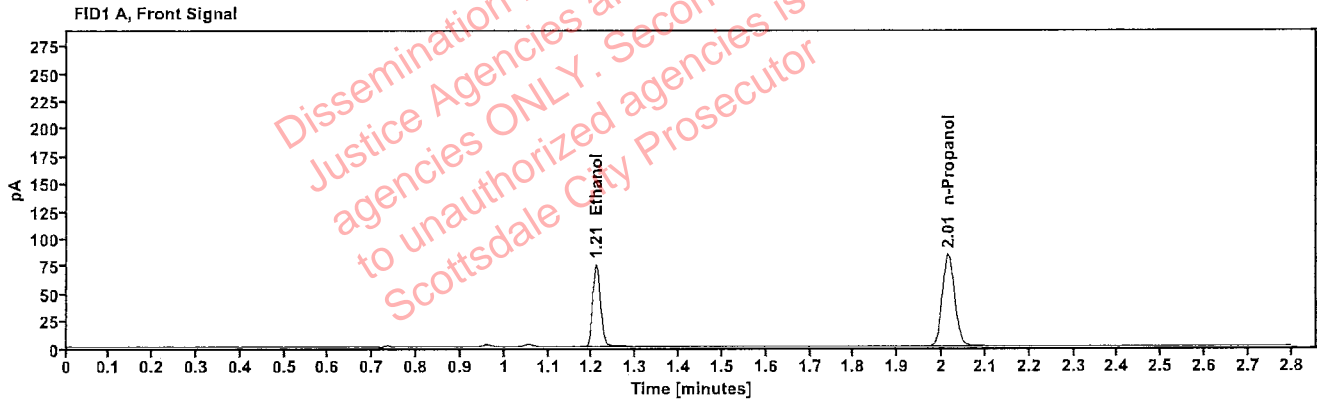


Table 1: FID 1 A (column DB-ALC1)

Compound	Amount (g/100mL)	Time (min)	Peak Area
>Ethanol	0.1532	1.209	94.896
n-Propanol	-----	2.014	167.152

Table 2: FID 2 B (column DB-ALC2)

Compound	Time (min)	Peak Area
Ethanol	1.356	103.625
n-Propanol	2.434	180.838

[REDACTED]: Abbott, Lori - (16-Feb-2023)

Case: [REDACTED] User: LAbbott 2/16/2023

Scottsdale Police Department Crime Lab Volatiles Analysis

Sample:	2302153-7	Vial:	15
Description:	[REDACTED]	LIMS ID:	[REDACTED]
Method:	ethanol quant.M	Sequence:	15Feb23
Instrument:	US14173023 CN14160045	Injection date:	2/15/2023 1:11:43 PM
Data file:	C:\Chem32\1\Data\15Feb23\15.D	Analyst:	Abbott

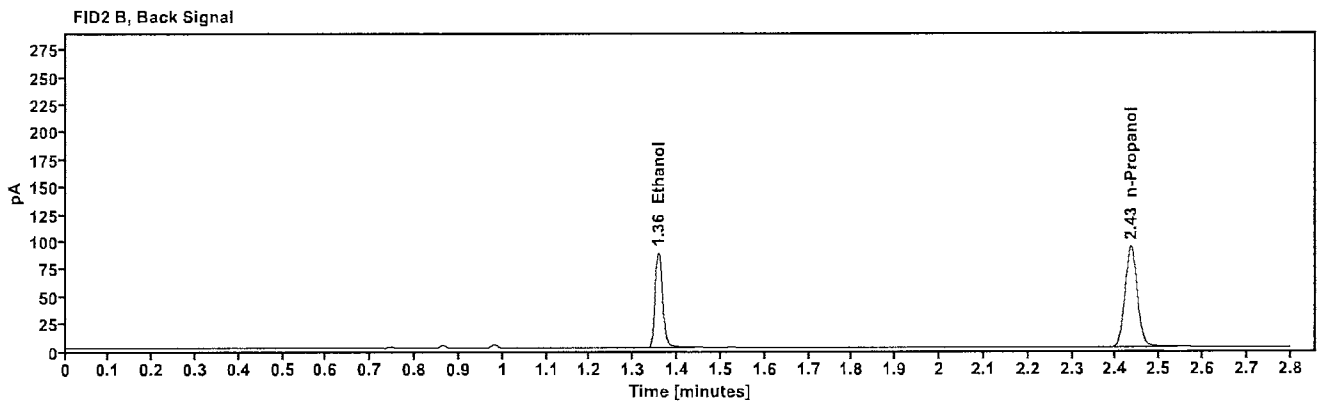
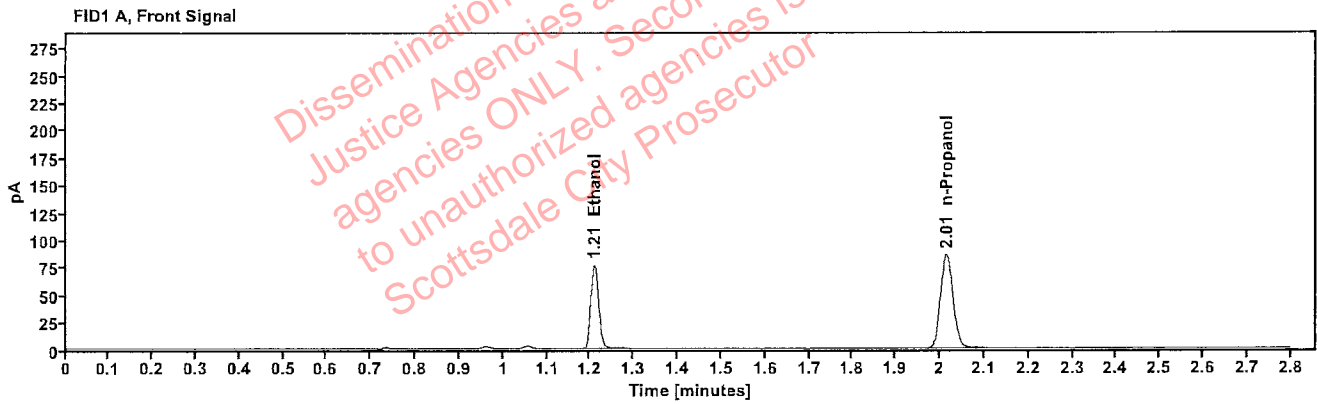


Table 1: FID 1 A (column DB-ALC1)

Compound	Amount (g/100mL)	Time (min)	Peak Area
>Ethanol	0.1540	1.209	97.182
n-Propanol	-----	2.015	170.221

Table 2: FID 2 B (column DB-ALC2)

Compound	Time (min)	Peak Area
Ethanol	1.356	105.842
n-Propanol	2.434	184.243

Scottsdale Police Department Crime Lab Volatiles Analysis

Sample:	2302344-2	Vial:	16
Description:		LIMS ID:	
Method:	ethanol quant.M	Sequence:	15Feb23
Instrument:	US14173023 CN14160045	Injection date:	2/15/2023 1:15:43 PM
Data file:	C:\Chem32\1\Data\15Feb23\16.D	Analyst:	Abbott

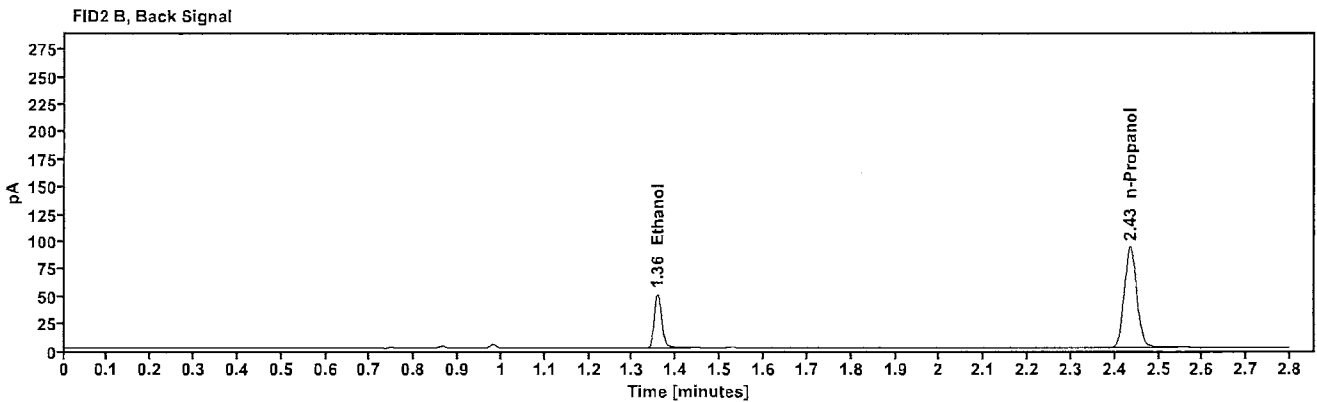
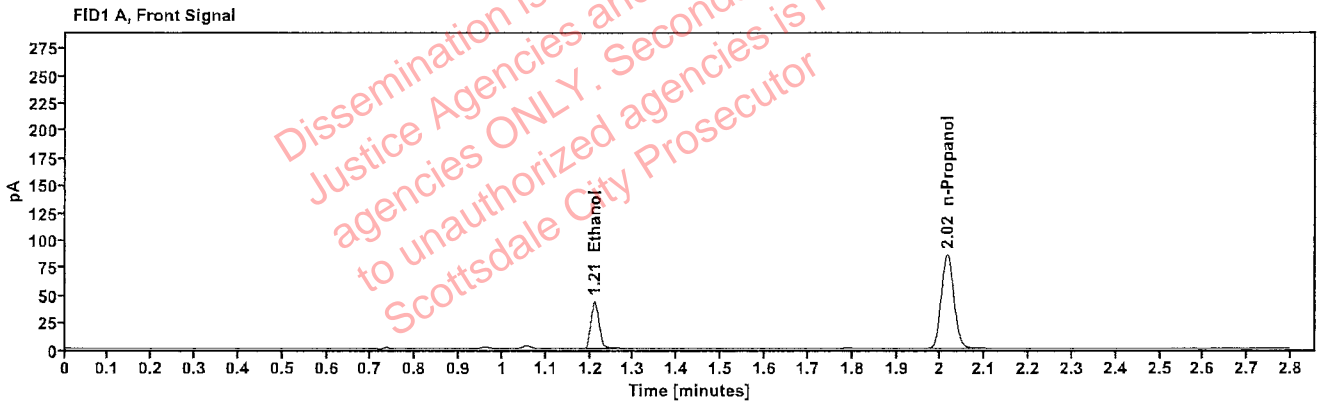


Table 1: FID 1 A (column DB-ALC1)

Compound	Amount (g/100mL)	Time (min)	Peak Area
>Ethanol	0.0878	1.210	55.155
n-Propanol	-----	2.015	170.364

Table 2: FID 2 B (column DB-ALC2)

Compound	Time (min)	Peak Area
Ethanol	1.357	59.764
n-Propanol	2.435	184.376

Scottsdale Police Department Crime Lab Volatiles Analysis

Sample:	2302344-2	Vial:	17
Description:		LIMS ID:	
Method:	ethanol quant.M	Sequence:	15Feb23
Instrument:	US14173023 CN14160045	Injection date:	2/15/2023 1:19:44 PM
Data file:	C:\Chem32\1\Data\15Feb23\17.D	Analyst:	Abbott

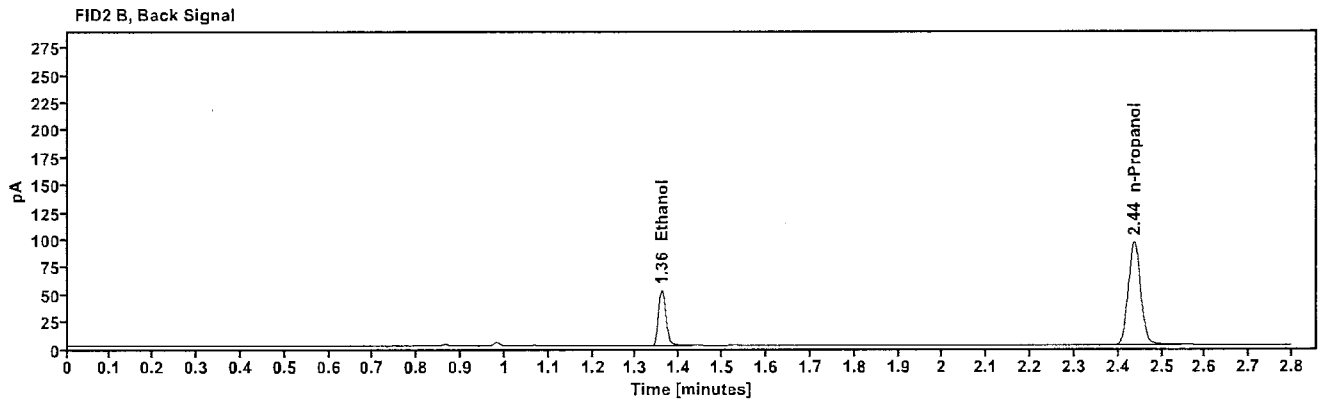
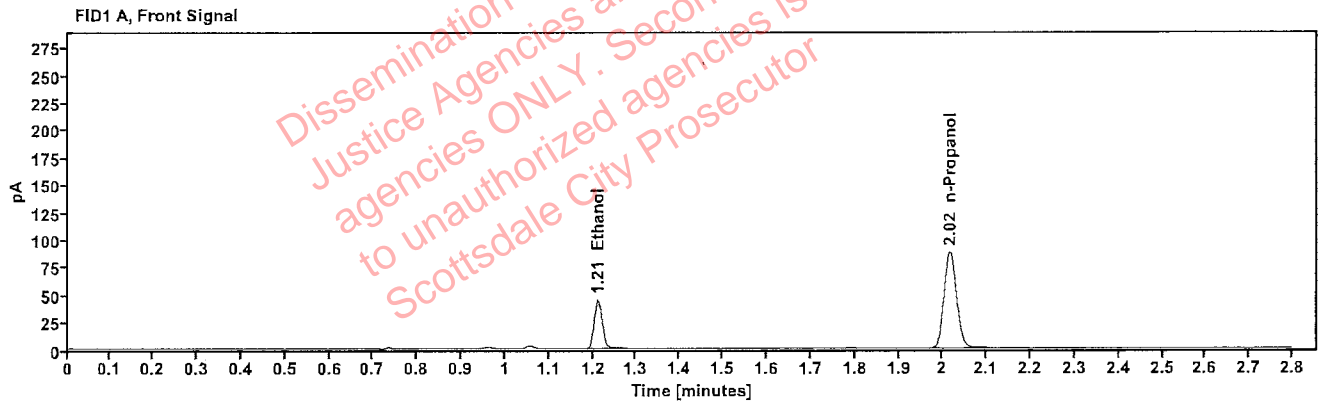


Table 1: FID 1 A (column DB-ALC1)

Compound	Amount (g/100mL)	Time (min)	Peak Area
>Ethanol	0.0887	1.211	57.190
n-Propanol	-----	2.016	174.885

Table 2: FID 2 B (column DB-ALC2)

Compound	Time (min)	Peak Area
Ethanol	1.359	61.862
n-Propanol	2.436	189.052

[REDACTED]: Abbott, Lori - (16-Feb-2023)

Case: [REDACTED] User: LAbbott 2/16/2023

Scottsdale Police Department Crime Lab Volatiles Analysis

Sample:	2302429-2	Vial:	18
Description:	[REDACTED]	LIMS ID:	[REDACTED]
Method:	ethanol quant.M	Sequence:	15Feb23
Instrument:	US14173023 CN14160045	Injection date:	2/15/2023 1:23:43 PM
Data file:	C:\Chem32\1\Data\15Feb23\18.D	Analyst:	Abbott

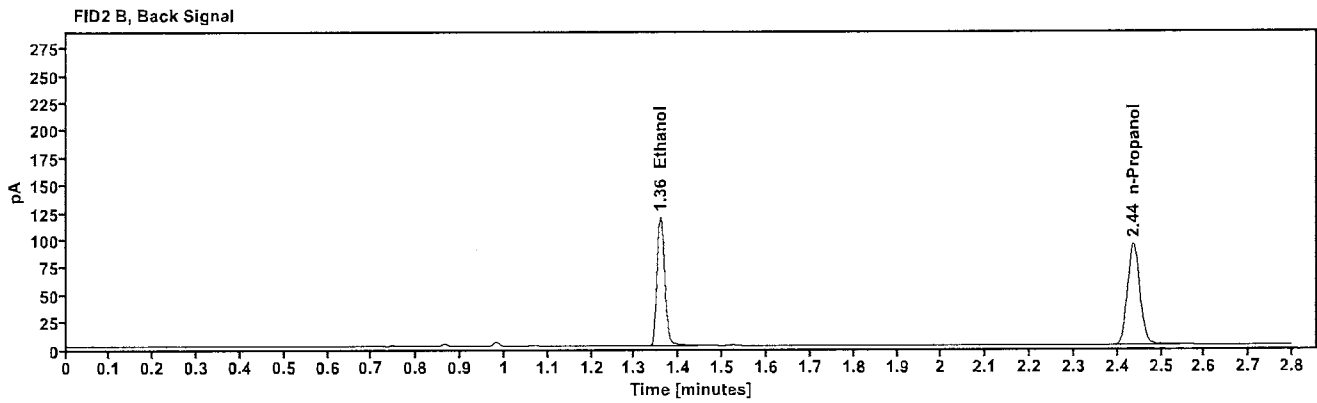
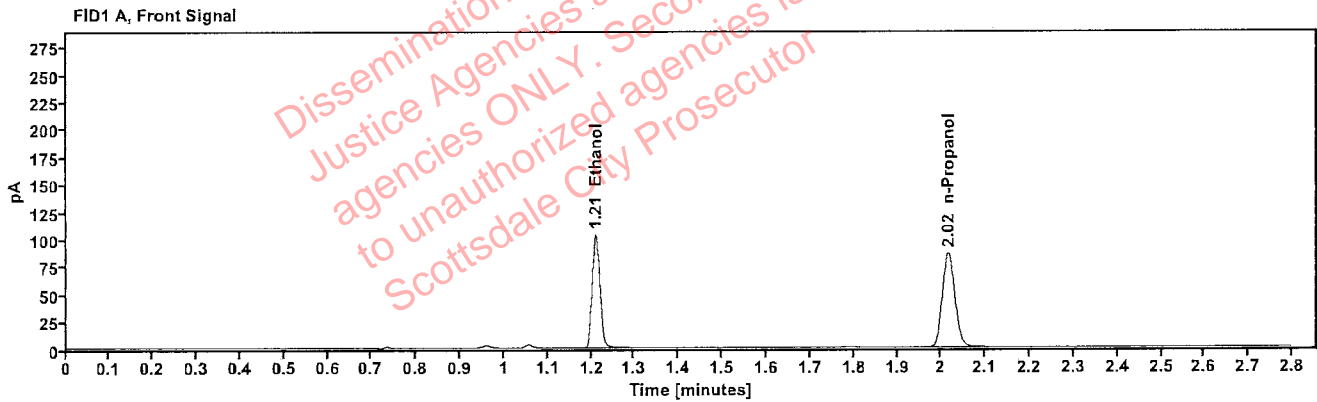


Table 1: FID 1 A (column DB-ALC1)

Compound	Amount (g/100mL)	Time (min)	Peak Area
>Ethanol	0.2066	1.210	131.313
n-Propanol	-----	2.016	171.186

Table 2: FID 2 B (column DB-ALC2)

Compound	Time (min)	Peak Area
Ethanol	1.358	143.310
n-Propanol	2.436	184.931

Abbott, Lori - (16-Feb-2023)

Case: User: LAbbott 2/16/2023

Scottsdale Police Department Crime Lab Volatiles Analysis

Sample:	2302429-2	Vial:	19
Description:		LIMS ID:	
Method:	ethanol quant.M	Sequence:	15Feb23
Instrument:	US14173023 CN14160045	Injection date:	2/15/2023 1:27:59 PM
Data file:	C:\Chem32\1\Data\15Feb23\19.D	Analyst:	Abbott

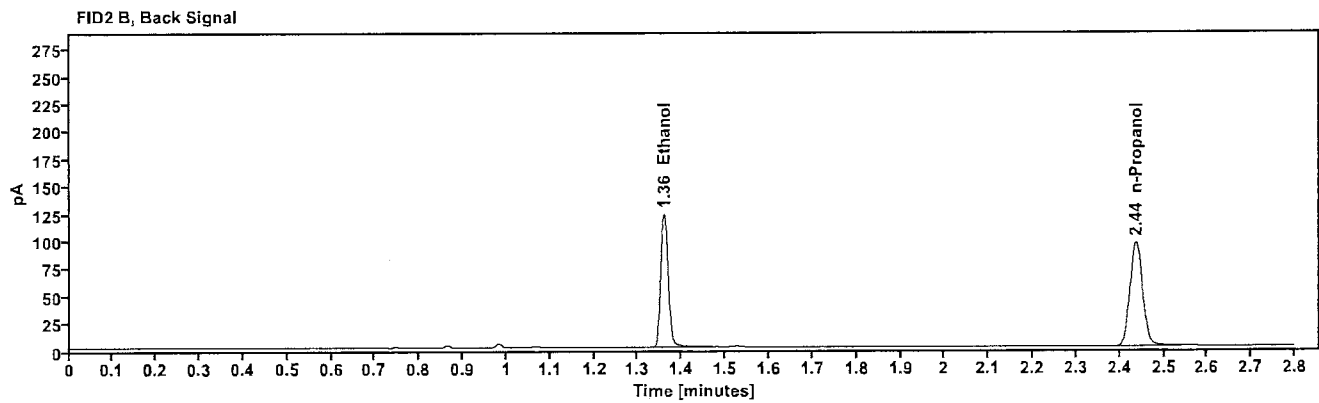
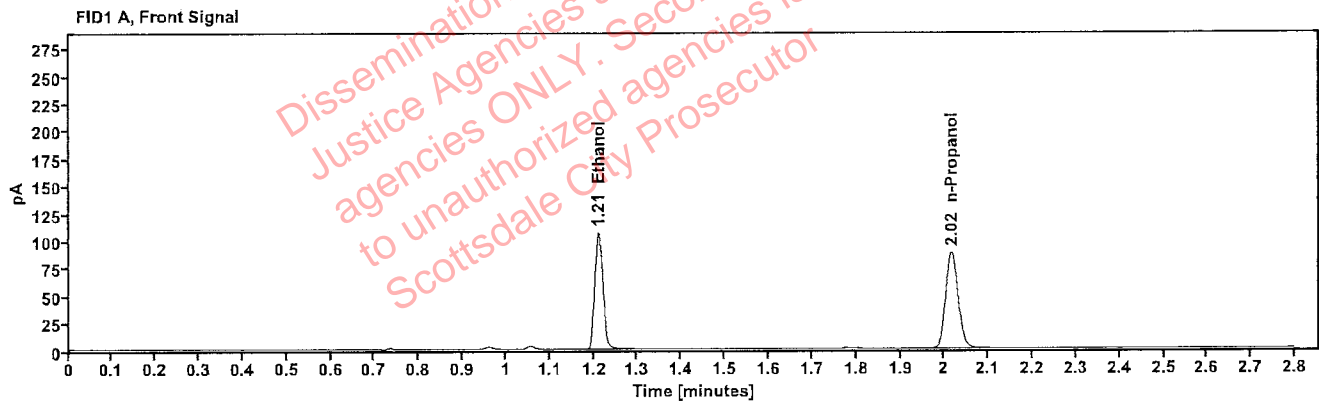


Table 1: FID 1 A (column DB-ALC1)

Compound	Amount (g/100mL)	Time (min)	Peak Area
>Ethanol	0.2095	1.211	136.450
n-Propanol	-----	2.017	175.384

Table 2: FID 2 B (column DB-ALC2)

Compound	Time (min)	Peak Area
Ethanol	1.359	149.299
n-Propanol	2.437	189.616

Scottsdale Police Department Crime Lab Volatiles Analysis

Sample:	2302427-2	Vial:	21
Description:		LIMS ID:	
Method:	ethanol quant.M	Sequence:	15Feb23
Instrument:	US14173023 CN14160045	Injection date:	2/15/2023 1:35:58 PM
Data file:	C:\Chem32\1\Data\15Feb23\21.D	Analyst:	Abbott

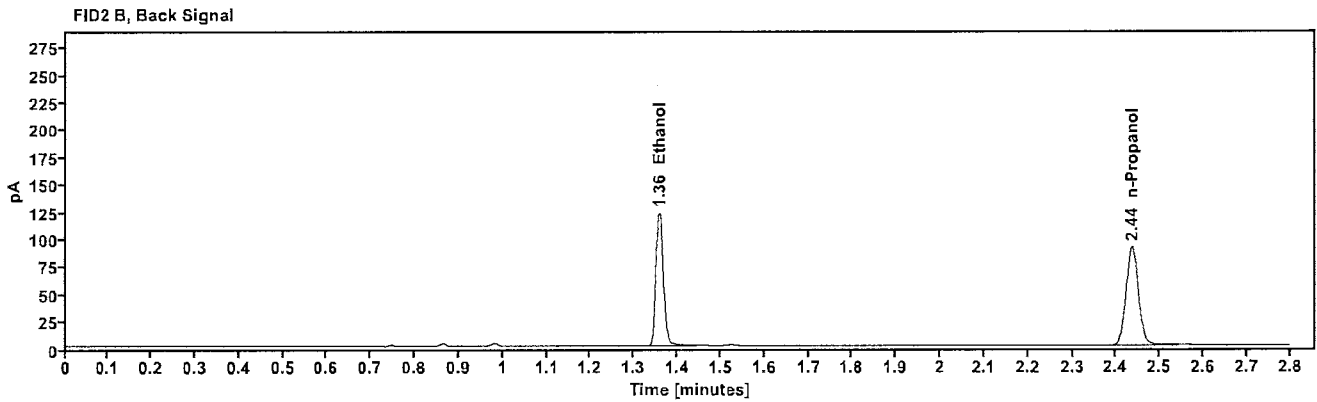
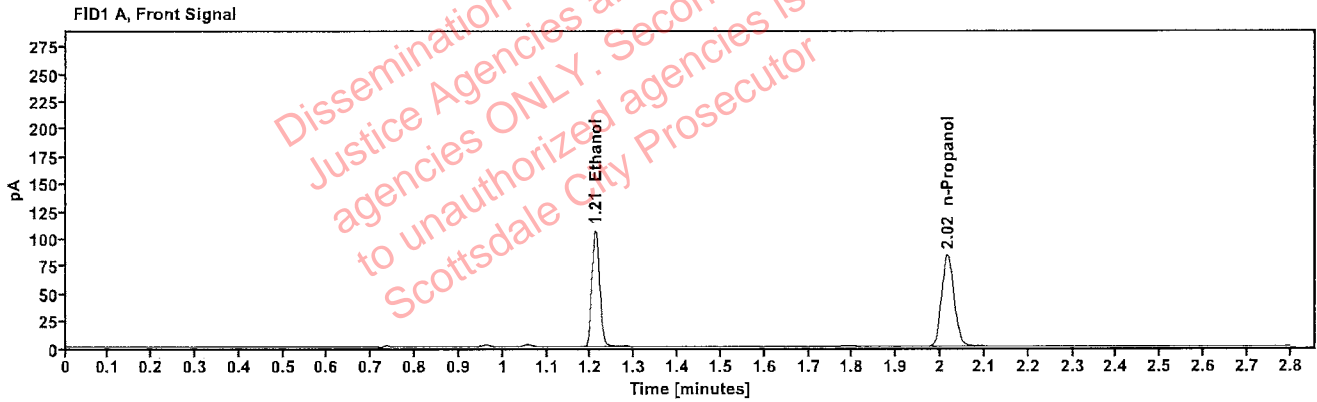


Table 1: FID 1 A (column DB-ALC1)

Compound	Amount (g/100mL)	Time (min)	Peak Area
>Ethanol	0.2197	1.210	135.620
n-Propanol	-----	2.016	166.245

Table 2: FID 2 B (column DB-ALC2)

Compound	Time (min)	Peak Area
Ethanol	1.358	148.133
n-Propanol	2.436	179.698

Scottsdale Police Department Crime Lab Volatiles Analysis

Sample:	2302427-2	Vial:	22
Description:		LIMS ID:	
Method:	ethanol quant.M	Sequence:	15Feb23
Instrument:	US14173023 CN14160045	Injection date:	2/15/2023 1:39:59 PM
Data file:	C:\Chem32\1\Data\15Feb23\22.D	Analyst:	Abbott

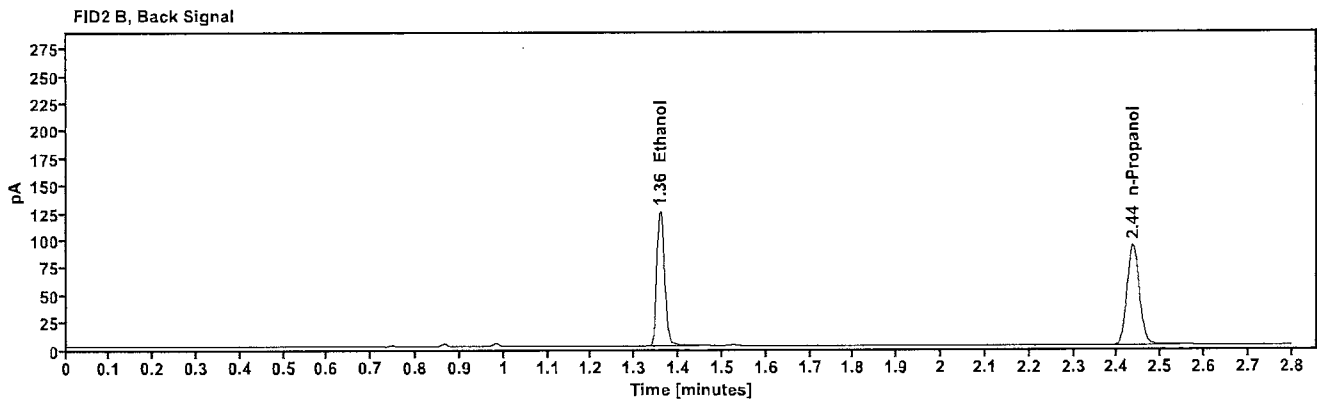
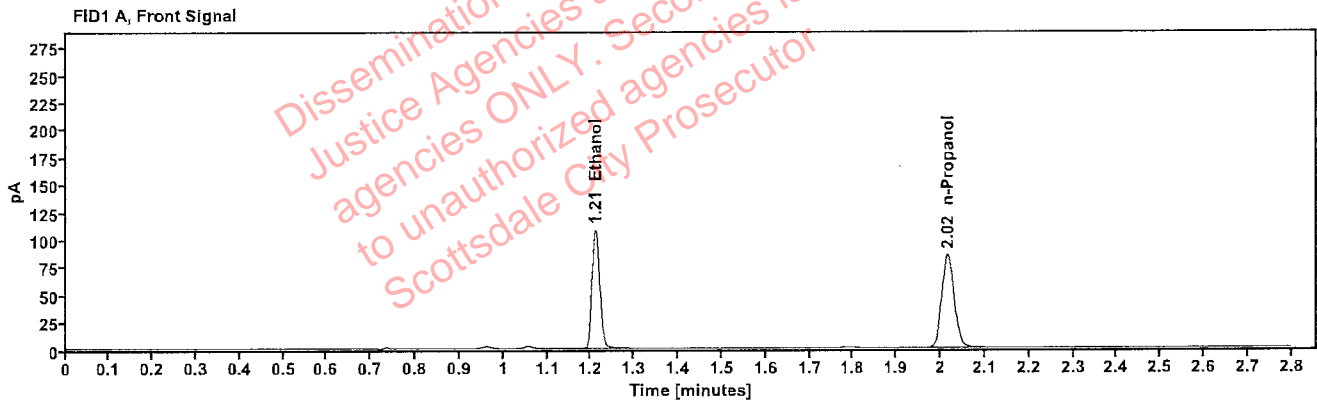


Table 1: FID 1 A (column DB-ALC1)

Compound	Amount (g/100mL)	Time (min)	Peak Area
>Ethanol	0.2196	1.210	137.421
n-Propanol	---	2.016	168.503

Table 2: FID 2 B (column DB-ALC2)

Compound	Time (min)	Peak Area
Ethanol	1.358	150.133
n-Propanol	2.436	182.113

Abbott, Lori - (16-Feb-2023)

Case: User: LAbbott 2/16/2023

Scottsdale Police Department Crime Lab Volatiles Analysis

Sample:	2302437-2	Vial:	23
Description:		LIMS ID:	
Method:	ethanol quant.M	Sequence:	15Feb23
Instrument:	US14173023 CN14160045	Injection date:	2/15/2023 1:43:58 PM
Data file:	C:\Chem32\1\Data\15Feb23\23.D	Analyst:	Abbott

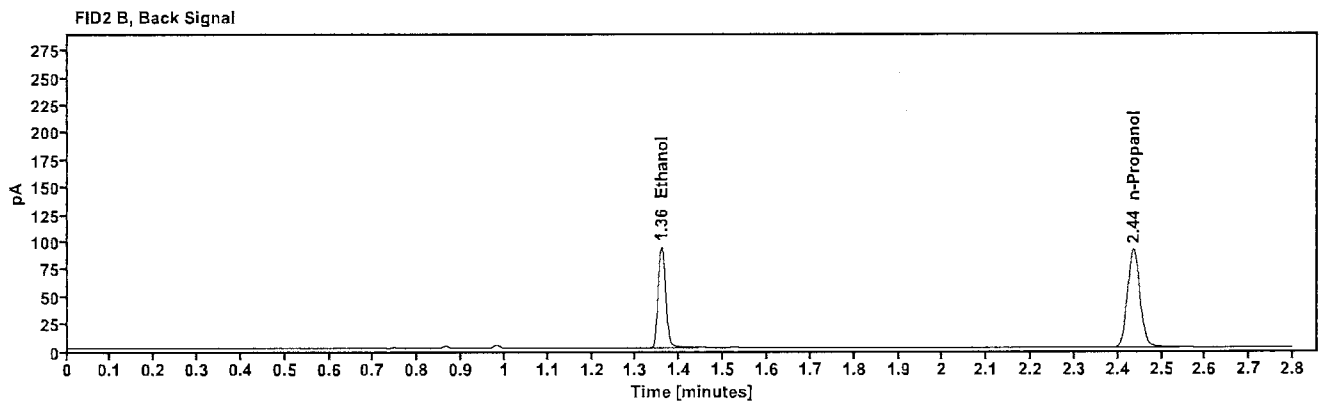
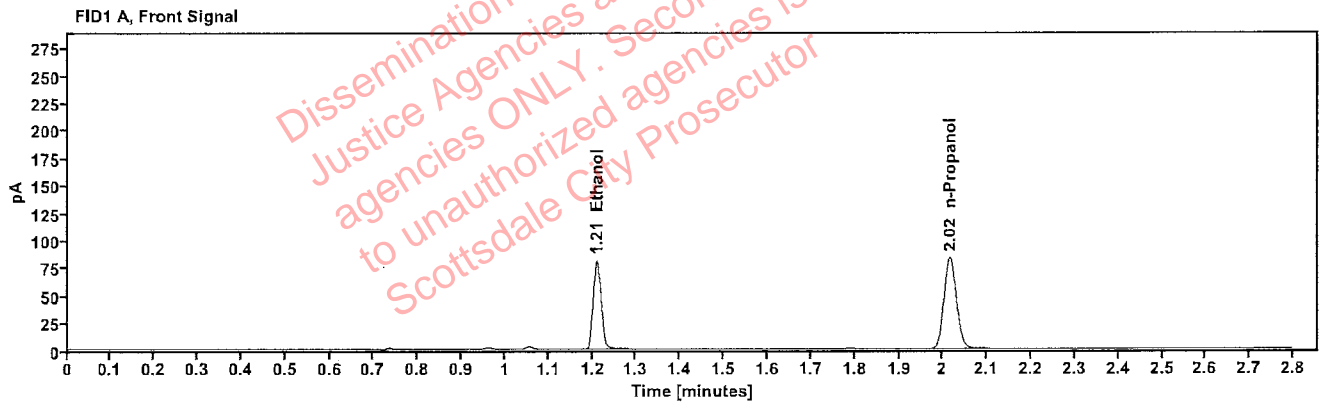


Table 1: FID 1 A (column DB-ALC1)

Compound	Amount (g/100mL)	Time (min)	Peak Area
>Ethanol	0.1677	1.210	103.173
n-Propanol	-----	2.016	165.866

Table 2: FID 2 B (column DB-ALC2)

Compound	Time (min)	Peak Area
Ethanol	1.358	112.314
n-Propanol	2.436	179.403

Abbott, Lori - (16-Feb-2023)

Case: User: LAbbott 2/16/2023

Scottsdale Police Department Crime Lab Volatiles Analysis

Sample:	2302437-2	Vial:	24
Description:		LIMS ID:	
Method:	ethanol quant.M	Sequence:	15Feb23
Instrument:	US14173023 CN14160045	Injection date:	2/15/2023 1:47:59 PM
Data file:	C:\Chem32\1\Data\15Feb23\24.D	Analyst:	Abbott

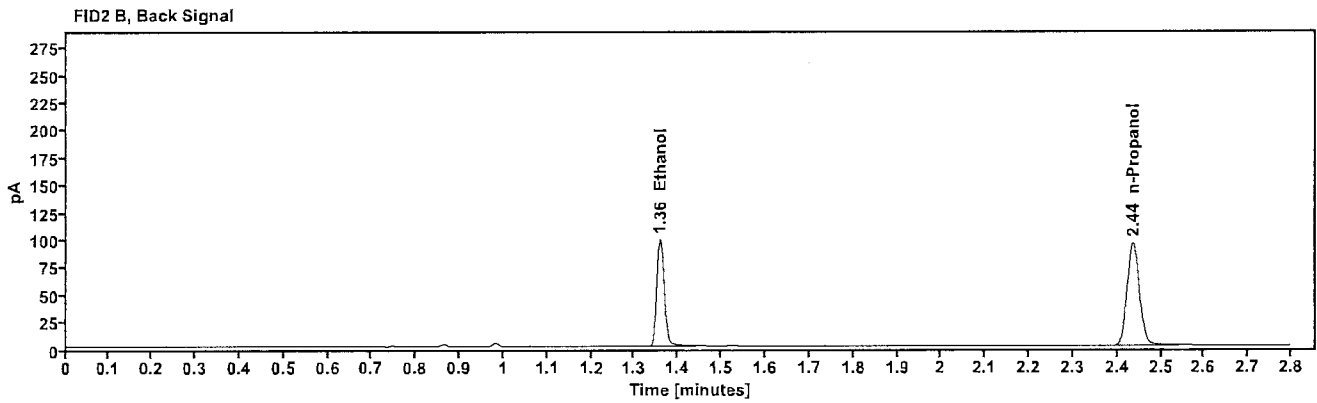
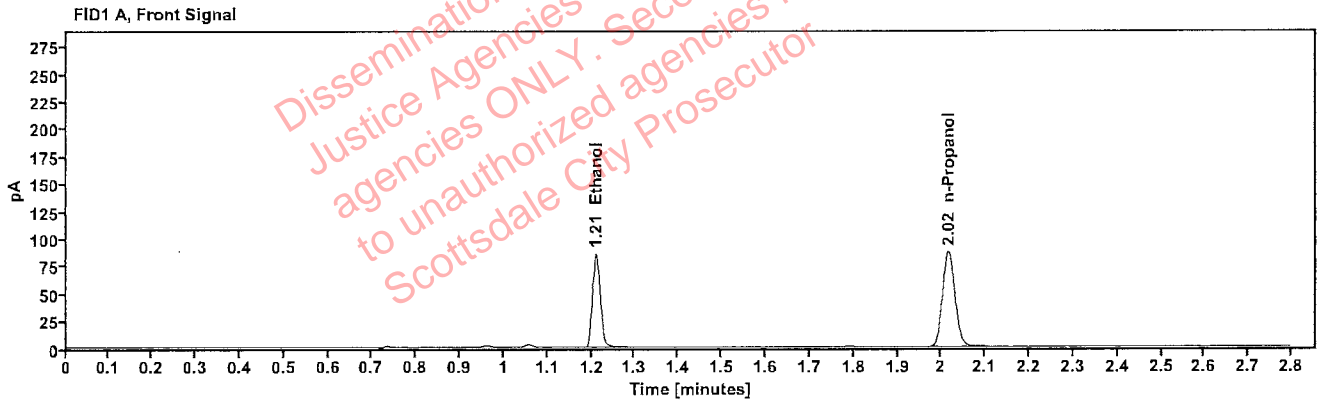


Table 1: FID 1 A (column DB-ALC1)

Compound	Amount (g/100mL)	Time (min)	Peak Area
>Ethanol	0.1700	1.211	109.214
n-Propanol	-----	2.016	173.194

Table 2: FID 2 B (column DB-ALC2)

Compound	Time (min)	Peak Area
Ethanol	1.359	118.905
n-Propanol	2.436	187.179

Scottsdale Police Department Crime Lab Volatiles Analysis

Sample:	2302490-1	Vial:	25
Description:	[REDACTED]	LIMS ID:	[REDACTED]
Method:	ethanol quant.M	Sequence:	15Feb23
Instrument:	US14173023 CN14160045	Injection date:	2/15/2023 1:52:13 PM
Data file:	C:\Chem32\1\Data\15Feb23\25.D	Analyst:	Abbott

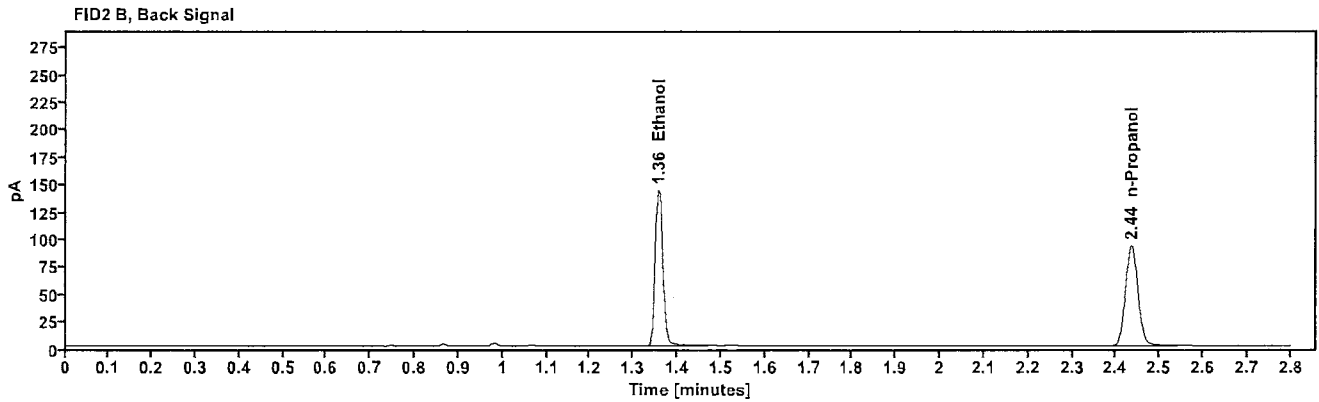
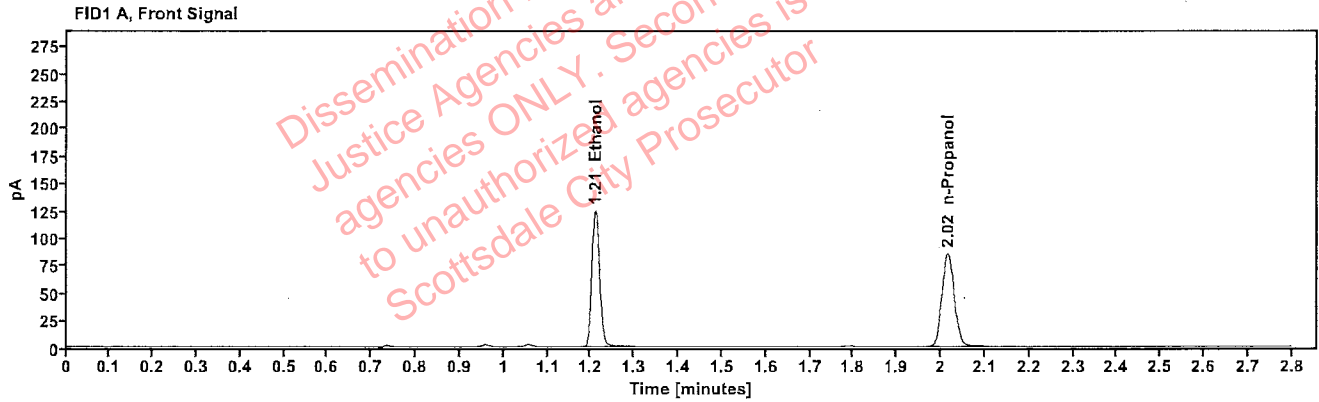


Table 1: FID 1 A (column DB-ALC1)

Compound	Amount (g/100mL)	Time (min)	Peak Area
>Ethanol	0.2522	1.210	158.511
n-Propanol	-----	2.015	169.155

Table 2: FID 2 B (column DB-ALC2)

Compound	Time (min)	Peak Area
Ethanol	1.357	173.636
n-Propanol	2.435	183.020

Abbott, Lori - (16-Feb-2023)

Case: User: LAbbott 2/16/2023

Scottsdale Police Department Crime Lab Volatiles Analysis

Sample:	2302490-1	Vial:	26
Description:		LIMS ID:	
Method:	ethanol quant.M	Sequence:	15Feb23
Instrument:	US14173023 CN14160045	Injection date:	2/15/2023 1:56:13 PM
Data file:	C:\Chem32\1\Data\15Feb23\26.D	Analyst:	Abbott

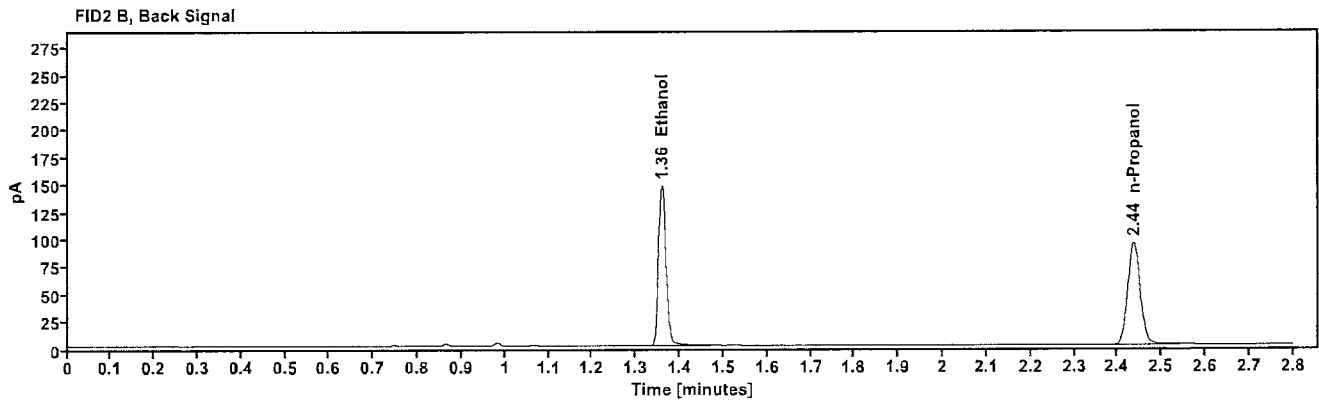
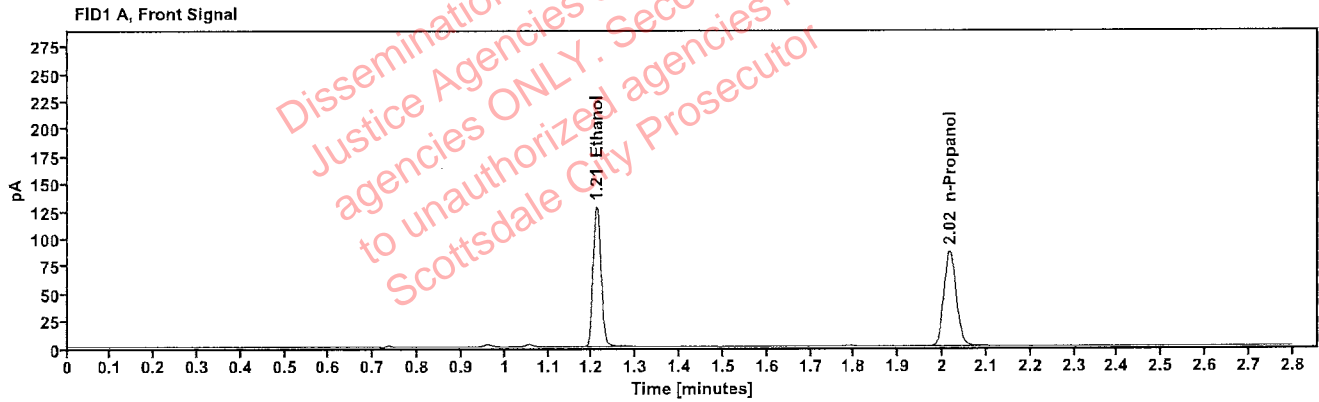


Table 1: FID 1 A (column DB-ALC1)

Compound	Amount (g/100mL)	Time (min)	Peak Area
>Ethanol	0.2544	1.210	163.236
n-Propanol	-----	2.016	172.689

Table 2: FID 2 B (column DB-ALC2)

Compound	Time (min)	Peak Area
Ethanol	1.359	178.661
n-Propanol	2.436	186.683

Scottsdale Police Department Crime Lab Volatiles Analysis

Sample:	2302492-2	Vial:	27
Description:	[REDACTED]	LIMS ID:	[REDACTED]
Method:	ethanol quant.M	Sequence:	15Feb23
Instrument:	US14173023 CN14160045	Injection date:	2/15/2023 2:00:14 PM
Data file:	C:\Chem32\1\Data\15Feb23\27.D	Analyst:	Abbott

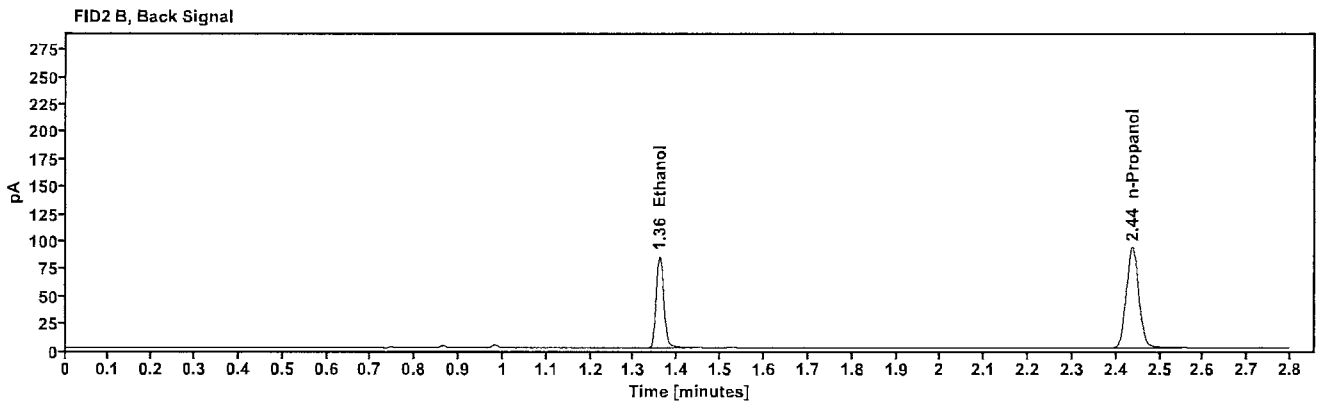
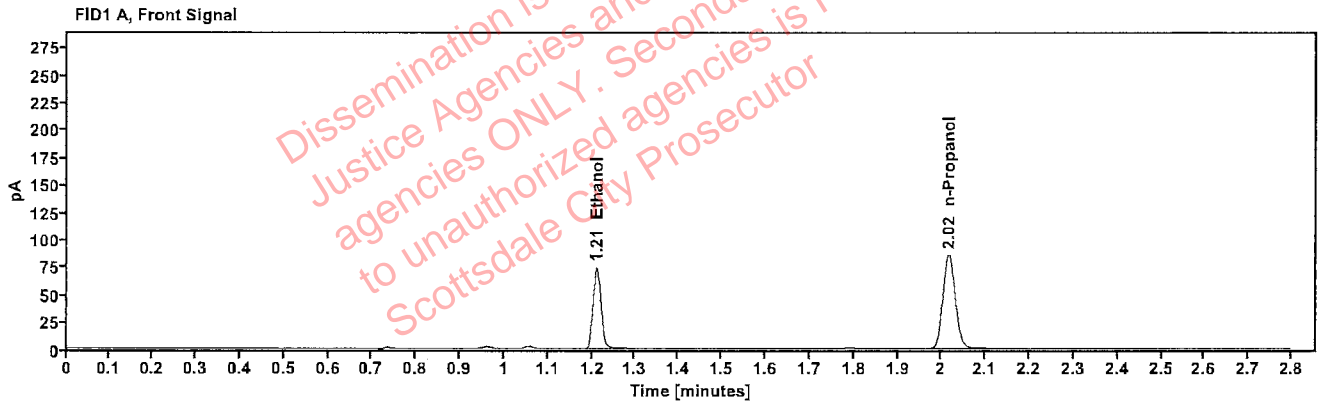


Table 1: FID 1 A (column DB-ALC1)

Compound	Amount (g/100mL)	Time (min)	Peak Area
>Ethanol	0.1497	1.211	94.155
n-Propanol	---	2.016	169.750

Table 2: FID 2 B (column DB-ALC2)

Compound	Time (min)	Peak Area
Ethanol	1.359	102.507
n-Propanol	2.437	183.728

: Abbott, Lori - (16-Feb-2023)

Case: User: LAbbott 2/16/2023

Scottsdale Police Department Crime Lab Volatiles Analysis

Sample:	2302492-2	Vial:	28
Description:		LIMS ID:	
Method:	ethanol quant.M	Sequence:	15Feb23
Instrument:	US14173023 CN14160045	Injection date:	2/15/2023 2:04:13 PM
Data file:	C:\Chem32\1\Data\15Feb23\28.D	Analyst:	Abbott

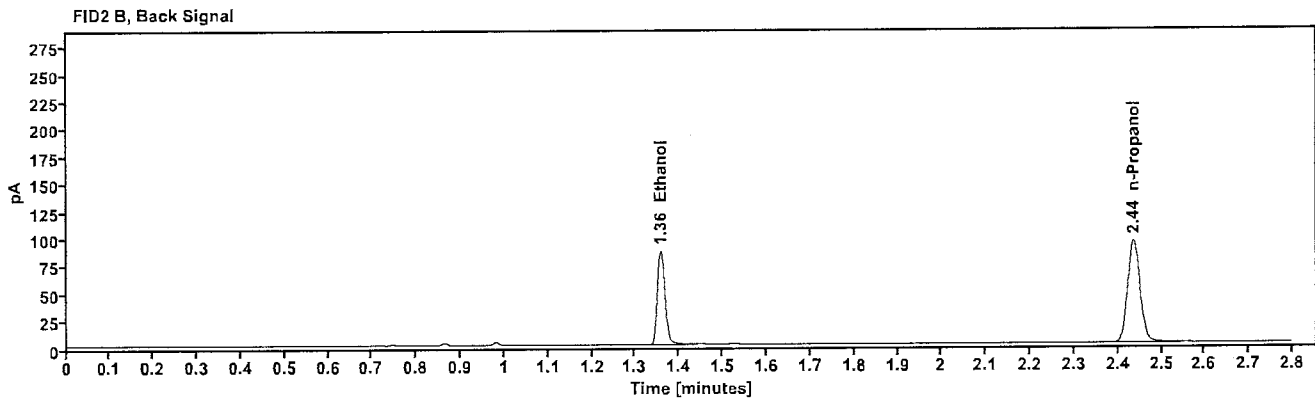
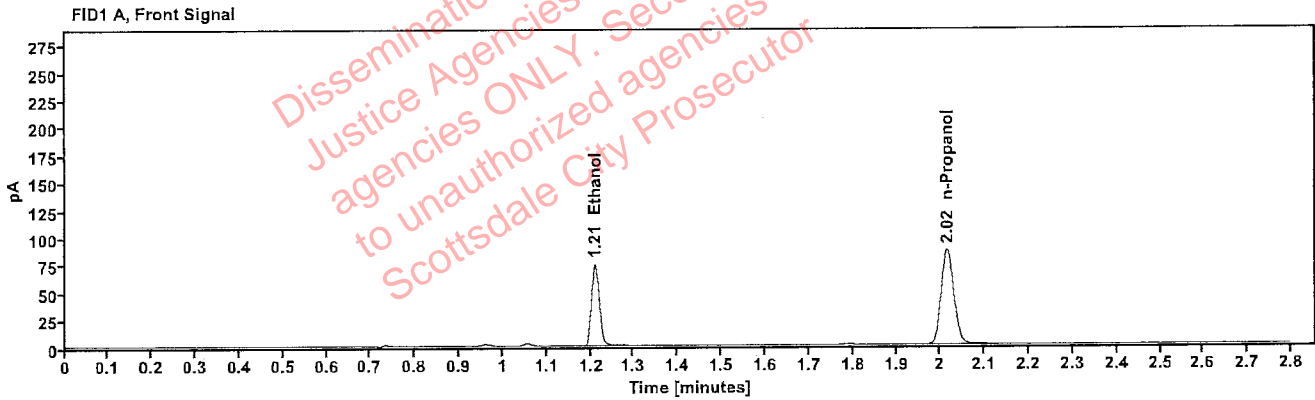


Table 1: FID 1 A (column DB-ALC1)

Compound	Amount (g/100mL)	Time (min)	Peak Area
>Ethanol	0.1496	1.211	95.735
n-Propanol	-----	2.016	172.681

Table 2: FID 2 B (column DB-ALC2)

Compound	Time (min)	Peak Area
Ethanol	1.358	104.172
n-Propanol	2.436	186.838

Scottsdale Police Department Crime Lab Volatiles Analysis

Sample:	2302505-2	Vial:	29
Description:	[REDACTED]	LIMS ID:	[REDACTED]
Method:	ethanol quant.M	Sequence:	15Feb23
Instrument:	US14173023 CN14160045	Injection date:	2/15/2023 2:08:13 PM
Data file:	C:\Chem32\1\Data\15Feb23\29.D	Analyst:	Abbott

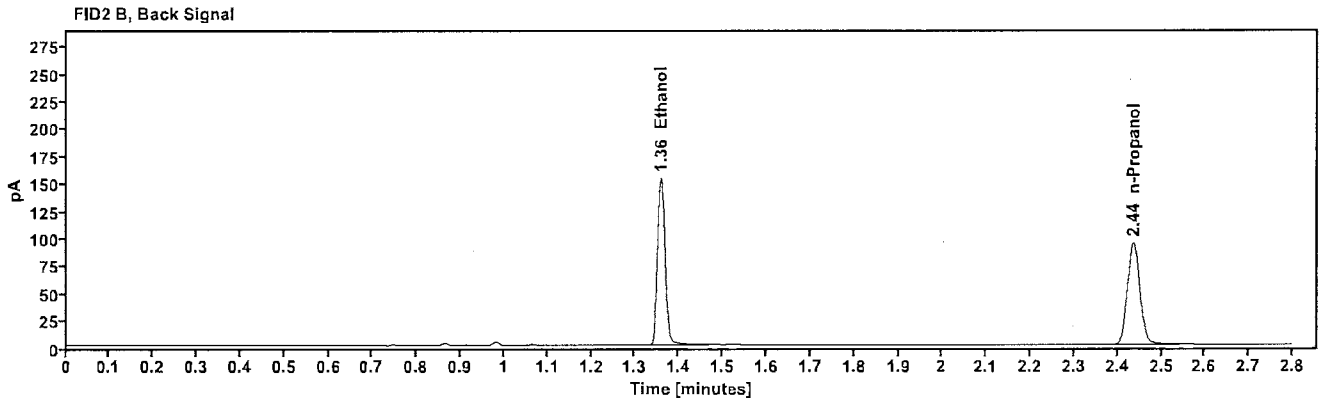
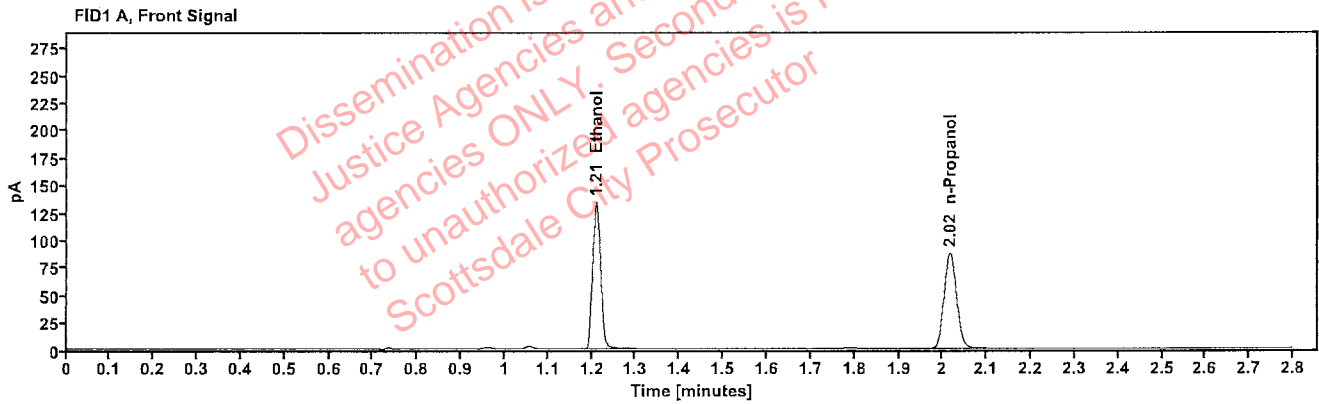


Table 1: FID 1 A (column DB-ALC1)

Compound	Amount (g/100mL)	Time (min)	Peak Area
>Ethanol	0.2657	1.210	170.491
n-Propanol	-----	2.016	172.655

Table 2: FID 2 B (column DB-ALC2)

Compound	Time (min)	Peak Area
Ethanol	1.358	186.473
n-Propanol	2.436	186.653

Scottsdale Police Department Crime Lab Volatiles Analysis

Sample:	2302505-2	Vial:	30
Description:	[REDACTED]	LIMS ID:	[REDACTED]
Method:	ethanol quant.M	Sequence:	15Feb23
Instrument:	US14173023 CN14160045	Injection date:	2/15/2023 2:12:14 PM
Data file:	C:\Chem32\1\Data\15Feb23\30.D	Analyst:	Abbott

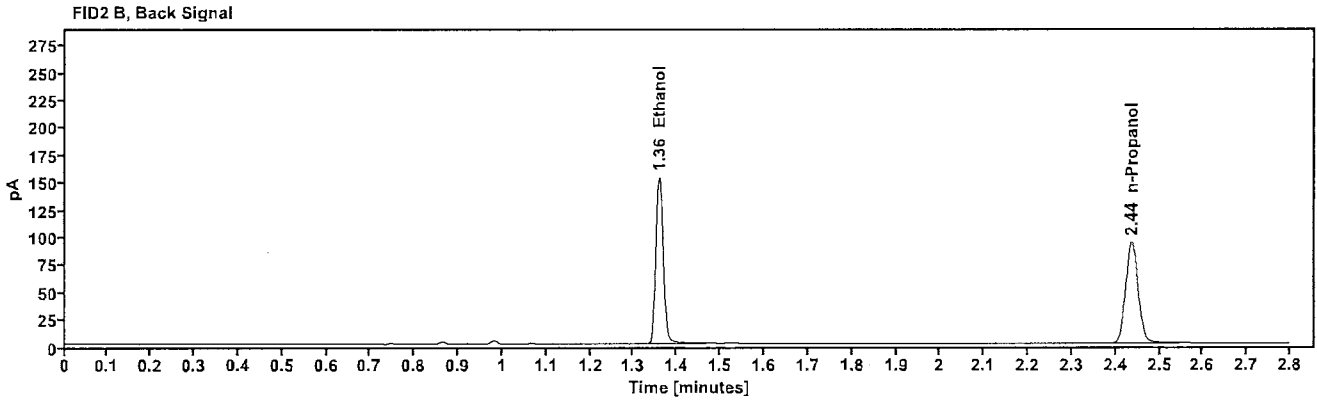
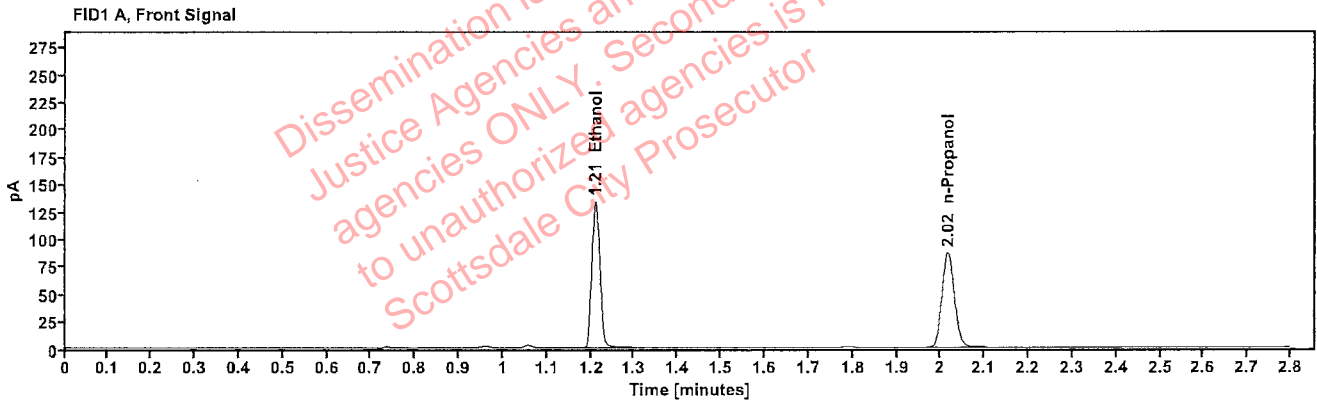


Table 1: FID 1 A (column DB-ALC1)

Compound	Amount (g/100mL)	Time (min)	Peak Area
>Ethanol	0.2659	1.210	169.931
n-Propanol	-----	2.016	171.940

Table 2: FID 2 B (column DB-ALC2)

Compound	Time (min)	Peak Area
Ethanol	1.358	185.974
n-Propanol	2.436	185.837

Abbott, Lori - (16-Feb-2023)

Case: User: LAbbott 2/16/2023

Scottsdale Police Department Crime Lab Volatiles Analysis

Sample:	2302514-3	Vial:	32
Description:		LIMS ID:	
Method:	ethanol quant.M	Sequence:	15Feb23
Instrument:	US14173023 CN14160045	Injection date:	2/15/2023 2:20:29 PM
Data file:	C:\Chem32\1\Data\15Feb23\32.D	Analyst:	Abbott

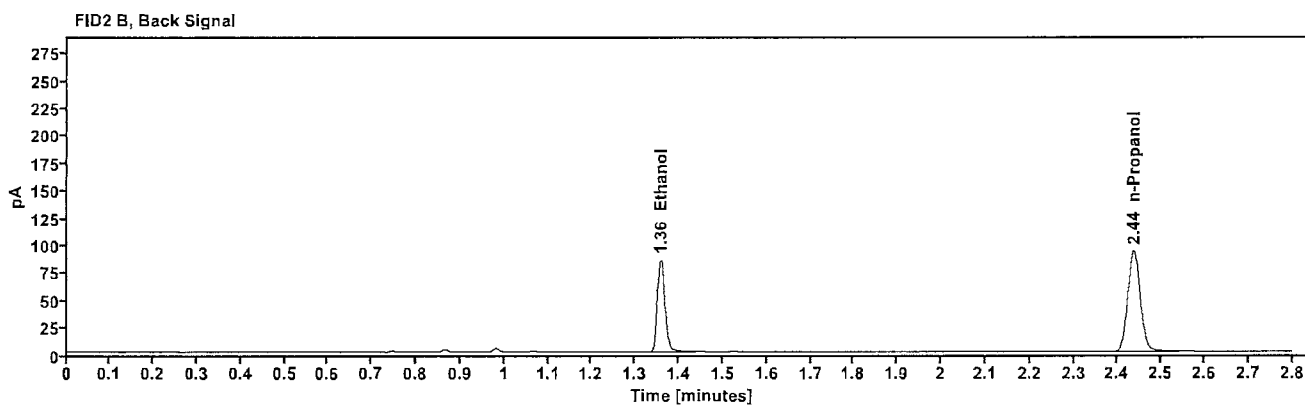
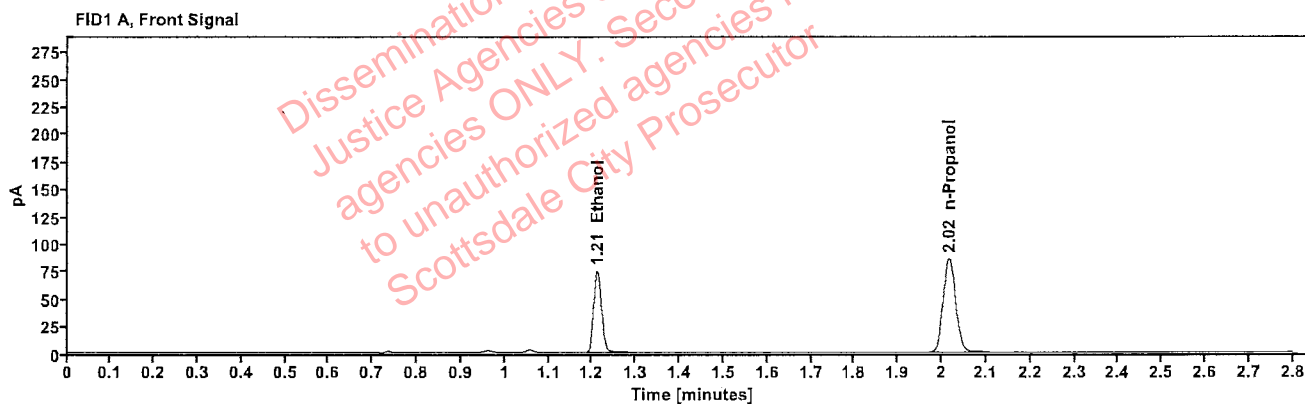


Table 1: FID 1 A (column DB-ALC1)

Compound	Amount (g/100mL)	Time (min)	Peak Area
>Ethanol	0.1499	1.211	94.738
n-Propanol	-----	2.016	170.560

Table 2: FID 2 B (column DB-ALC2)

Compound	Time (min)	Peak Area
Ethanol	1.359	103.116
n-Propanol	2.436	184.255

[REDACTED]: Abbott, Lori - (16-Feb-2023)

Case: [REDACTED] User: LAbbott 2/16/2023

Scottsdale Police Department Crime Lab Volatiles Analysis

Sample:	2302514-3	Vial:	33
Description:	[REDACTED]	LIMS ID:	[REDACTED]
Method:	ethanol quant.M	Sequence:	15Feb23
Instrument:	US14173023 CN14160045	Injection date:	2/15/2023 2:24:28 PM
Data file:	C:\Chem32\1\Data\15Feb23\33.D	Analyst:	Abbott

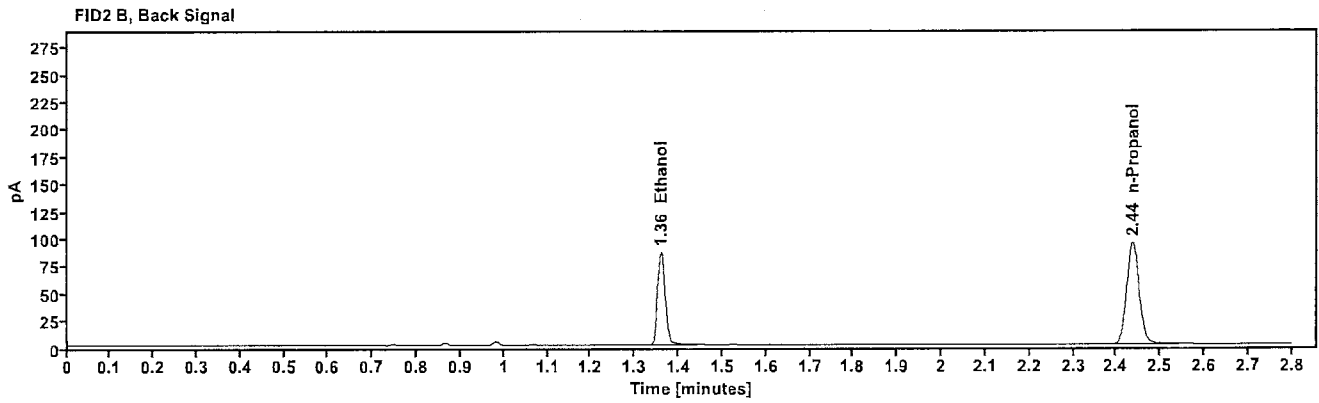
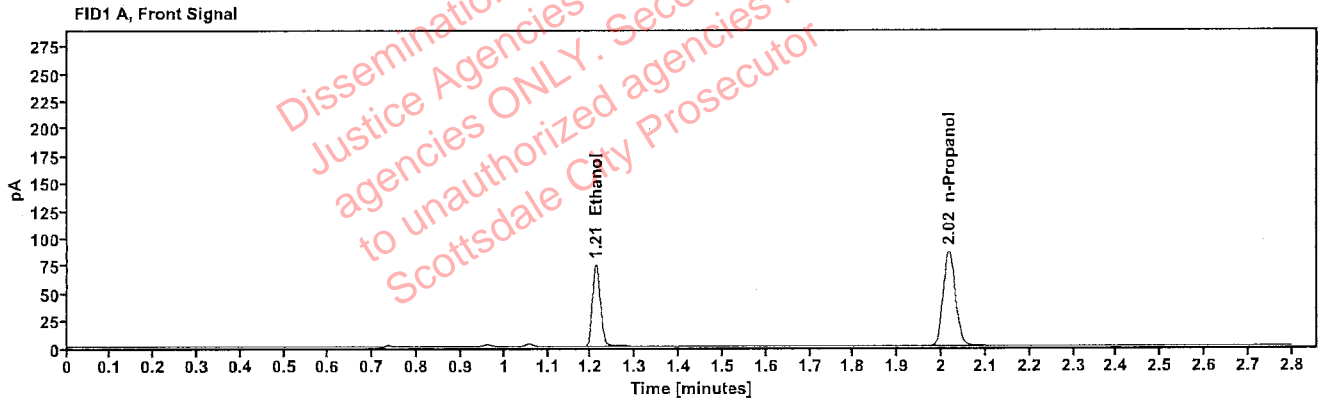


Table 1: FID 1 A (column DB-ALC1)

Compound	Amount (g/100mL)	Time (min)	Peak Area
>Ethanol	0.1500	1.211	95.436
n-Propanol	-----	2.016	171.706

Table 2: FID 2 B (column DB-ALC2)

Compound	Time (min)	Peak Area
Ethanol	1.359	103.903
n-Propanol	2.437	185.542

Scottsdale Police Department Crime Lab Volatiles Analysis

Sample:	2302434-2	Vial:	34
Description:		LIMS ID:	
Method:	ethanol quant.M	Sequence:	15Feb23
Instrument:	US14173023 CN14160045	Injection date:	2/15/2023 2:28:28 PM
Data file:	C:\Chem32\1\Data\15Feb23\34.D	Analyst:	Abbott

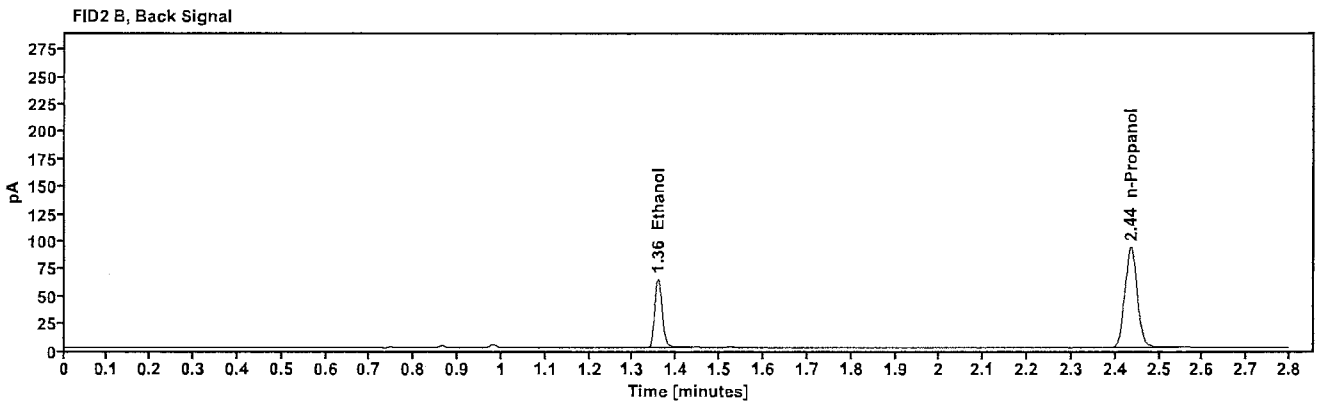
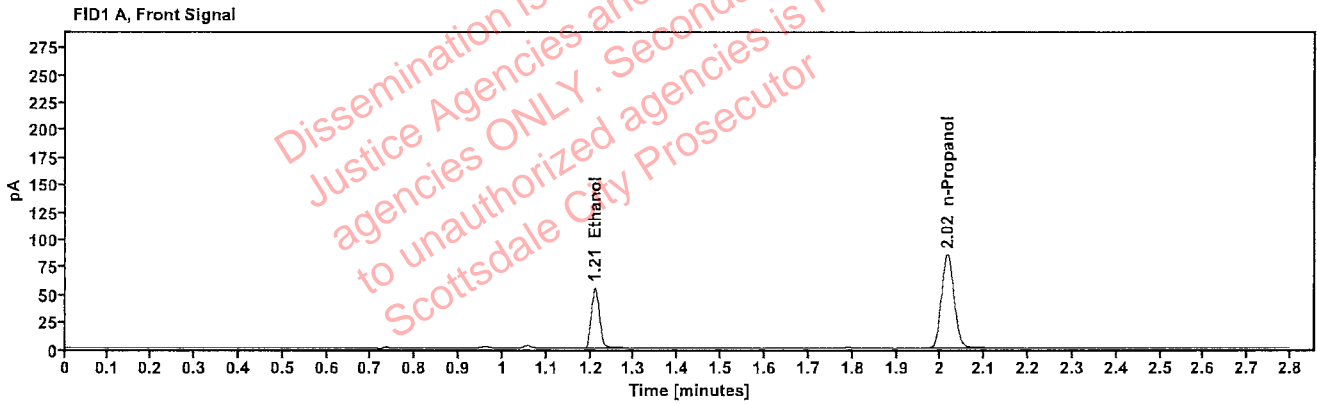


Table 1: FID 1 A (column DB-ALC1)

Compound	Amount (g/100mL)	Time (min)	Peak Area
>Ethanol	0.1123	1.210	70.478
n-Propanol	-----	2.015	169.728

Table 2: FID 2 B (column DB-ALC2)

Compound	Time (min)	Peak Area
Ethanol	1.357	76.546
n-Propanol	2.435	183.521

Scottsdale Police Department Crime Lab Volatiles Analysis

Sample:	2302434-2	Vial:	35
Description:		LIMS ID:	
Method:	ethanol quant.M	Sequence:	15Feb23
Instrument:	US14173023 CN14160045	Injection date:	2/15/2023 2:32:29 PM
Data file:	C:\Chem32\1\Data\15Feb23\35.D	Analyst:	Abbott

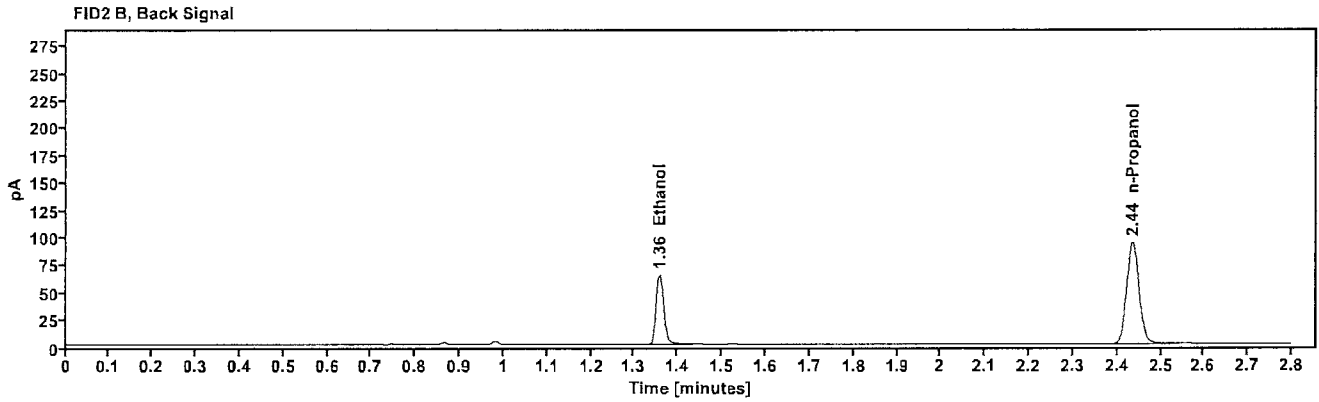
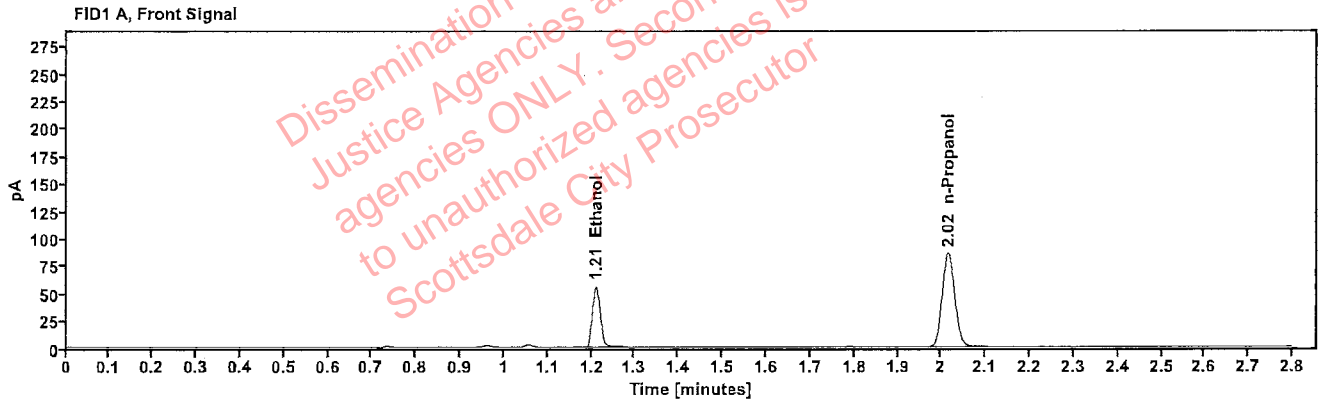


Table 1: FID 1 A (column DB-ALC1)

Compound	Amount (g/100mL)	Time (min)	Peak Area
>Ethanol	0.1127	1.211	71.210
n-Propanol	-----	2.016	170.955

Table 2: FID 2 B (column DB-ALC2)

Compound	Time (min)	Peak Area
Ethanol	1.358	77.231
n-Propanol	2.436	184.844

Scottsdale Police Department Crime Lab Volatiles Analysis

Sample:	2302654-2	Vial:	36
Description:		LIMS ID:	
Method:	ethanol quant.M	Sequence:	15Feb23
Instrument:	US14173023 CN14160045	Injection date:	2/15/2023 2:36:28 PM
Data file:	C:\Chem32\1\Data\15Feb23\36.D	Analyst:	Abbott

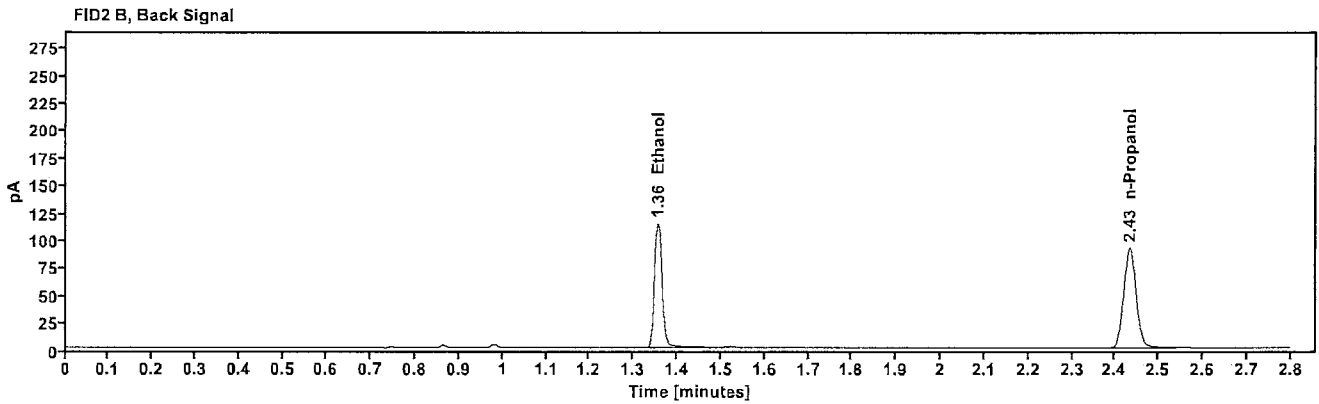
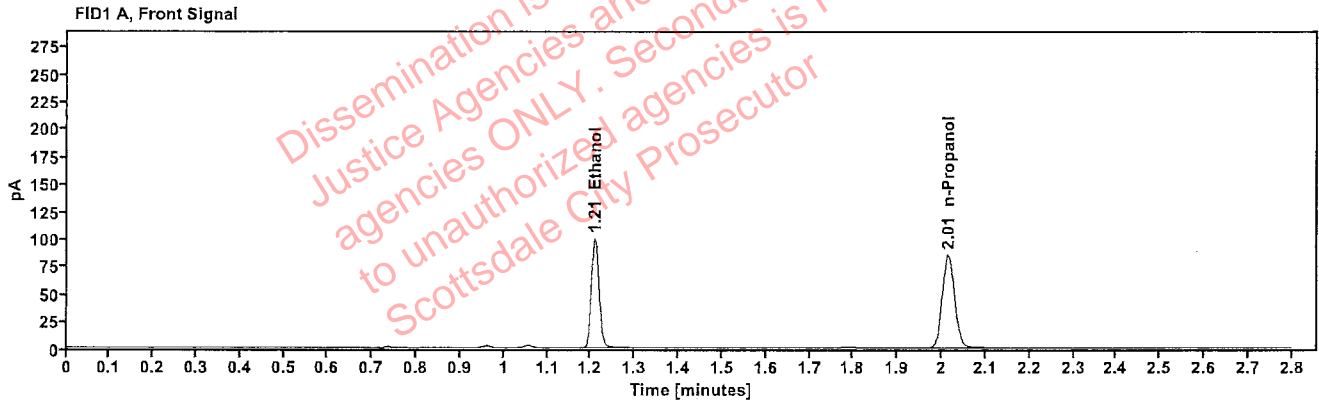


Table 1: FID 1 A (column DB-ALC1)

Compound	Amount (g/100mL)	Time (min)	Peak Area
>Ethanol	0.2025	1.209	126.187
n-Propanol	---	2.014	167.847

Table 2: FID 2 B (column DB-ALC2)

Compound	Time (min)	Peak Area
Ethanol	1.355	138.080
n-Propanol	2.433	181.666

Scottsdale Police Department Crime Lab Volatiles Analysis

Sample:	2302654-2	Vial:	37
Description:	[REDACTED]	LIMS ID:	[REDACTED]
Method:	ethanol quant.M	Sequence:	15Feb23
Instrument:	US14173023 CN14160045	Injection date:	2/15/2023 2:40:44 PM
Data file:	C:\Chem32\1\Data\15Feb23\37.D	Analyst:	Abbott

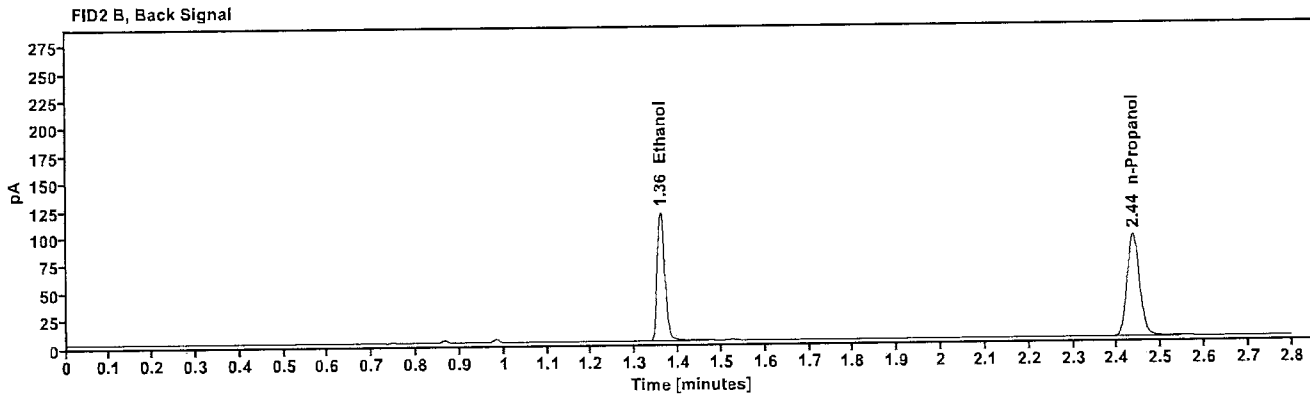
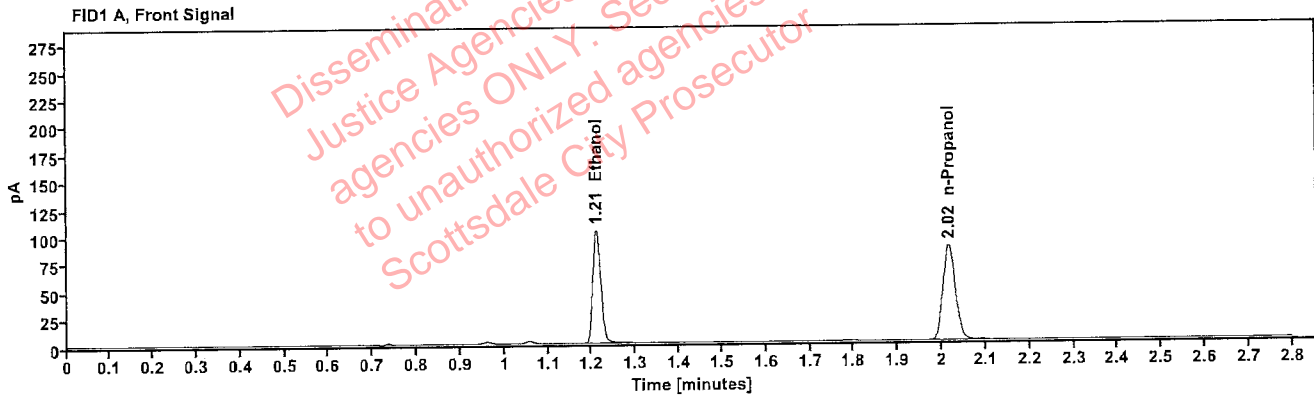


Table 1: FID 1 A (column DB-ALC1)

Compound	Amount (g/100mL)	Time (min)	Peak Area
>Ethanol	0.2058	1.211	131.656
n-Propanol	-----	2.016	172.341

Table 2: FID 2 B (column DB-ALC2)

Compound	Time (min)	Peak Area
Ethanol	1.359	143.843
n-Propanol	2.437	186.373

Scottsdale Police Department Crime Lab Volatiles Analysis

Sample:	1441687	Vial:	38
Description:		LIMS ID:	
Method:	ethanol quant.M	Sequence:	15Feb23
Instrument:	US14173023 CN14160045	Injection date:	2/15/2023 2:44:43 PM
Data file:	C:\Chem32\1\Data\15Feb23\38.D	Analyst:	Abbott

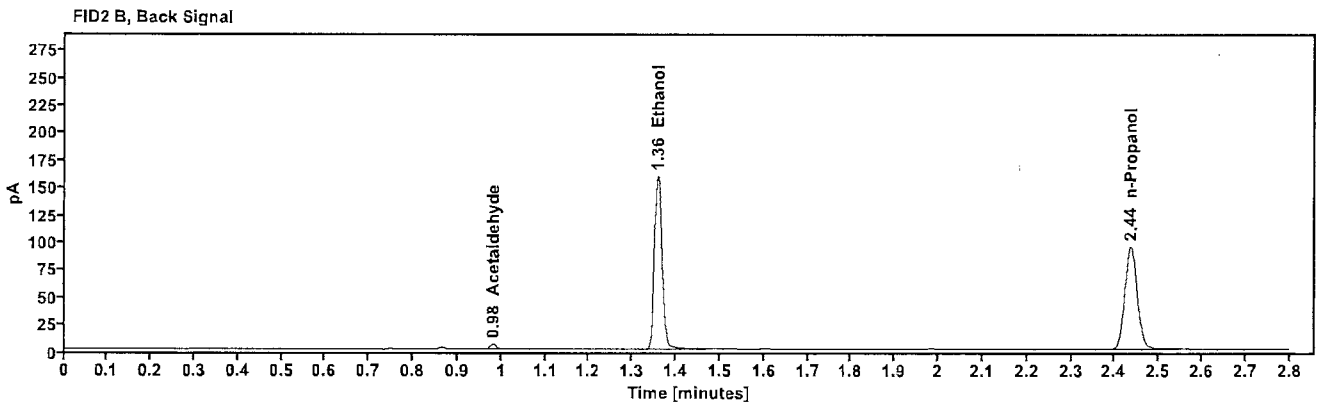
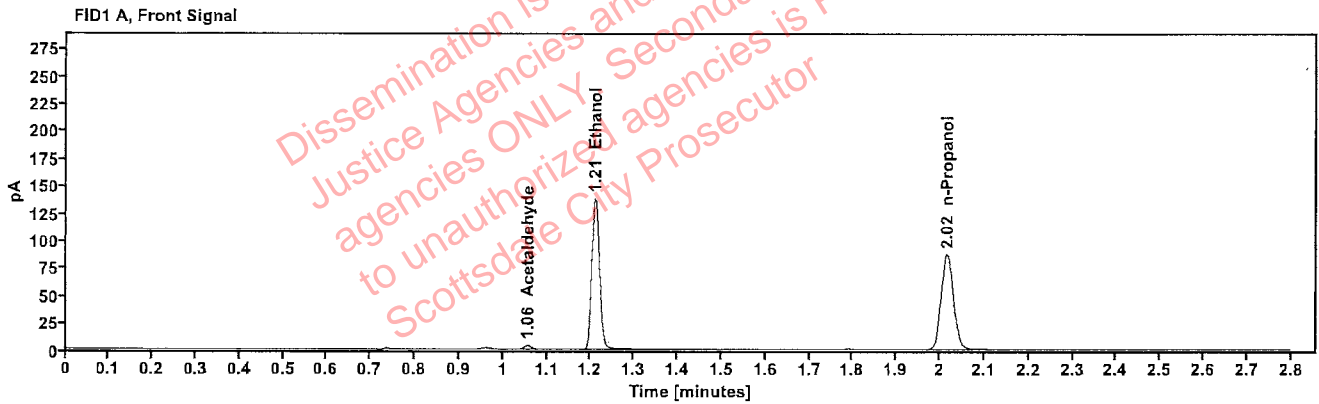


Table 1: FID 1 A (column DB-ALC1)

Compound	Amount (g/100mL)	Time (min)	Peak Area
Acetaldehyde	-----	1.056	3.838
>Ethanol	0.2739	1.210	175.834
n-Propanol	-----	2.016	172.676

Table 2: FID 2 B (column DB-ALC2)

Compound	Time (min)	Peak Area
Acetaldehyde	0.981	4.314
Ethanol	1.358	192.490
n-Propanol	2.436	186.983

Scottsdale Police Department Crime Lab Volatiles Analysis

Sample:	1441687	Vial:	39
Description:	[REDACTED]	LIMS ID:	[REDACTED]
Method:	ethanol quant.M	Sequence:	15Feb23
Instrument:	US14173023 CN14160045	Injection date:	2/15/2023 2:48:43 PM
Data file:	C:\Chem32\1\Data\15Feb23\39.D	Analyst:	Abbott

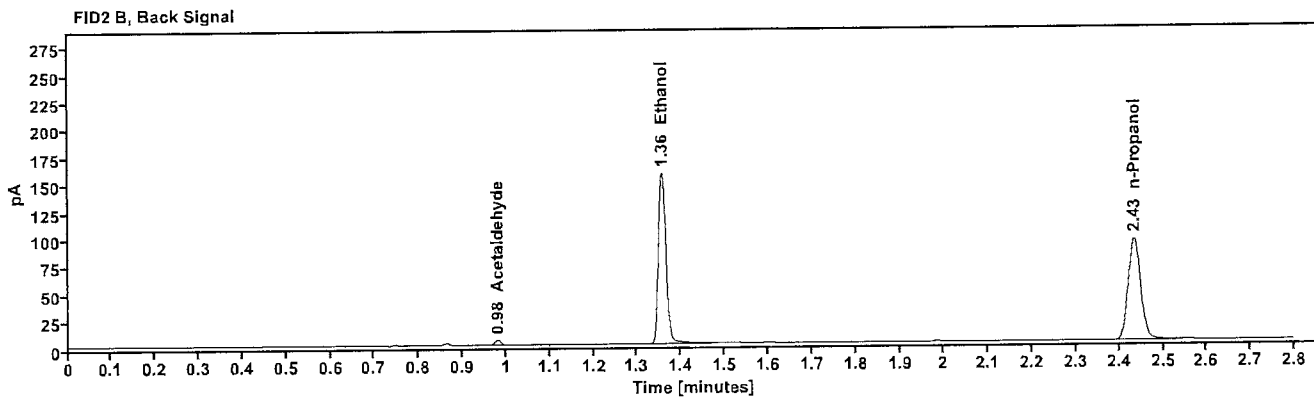
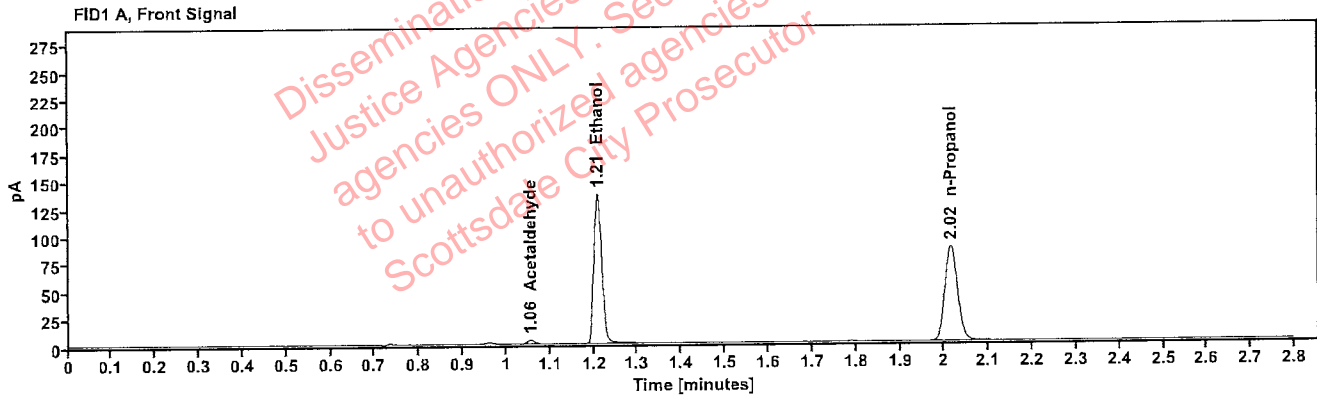


Table 1: FID 1 A (column DB-ALC1)

Compound	Amount (g/100mL)	Time (min)	Peak Area
Acetaldehyde	-----	1.055	3.850
>Ethanol	0.2720	1.209	173.444
n-Propanol	-----	2.015	171.509

Table 2: FID 2 B (column DB-ALC2)

Compound	Time (min)	Peak Area
Acetaldehyde	0.980	4.361
Ethanol	1.357	189.980
n-Propanol	2.435	185.885

Scottsdale Police Department Crime Lab Volatiles Analysis

Sample:	2302661-2	Vial:	40
Description:		LIMS ID:	
Method:	ethanol quant.M	Sequence:	15Feb23
Instrument:	US14173023 CN14160045	Injection date:	2/15/2023 2:52:43 PM
Data file:	C:\Chem32\1\Data\15Feb23\40.D	Analyst:	Abbott

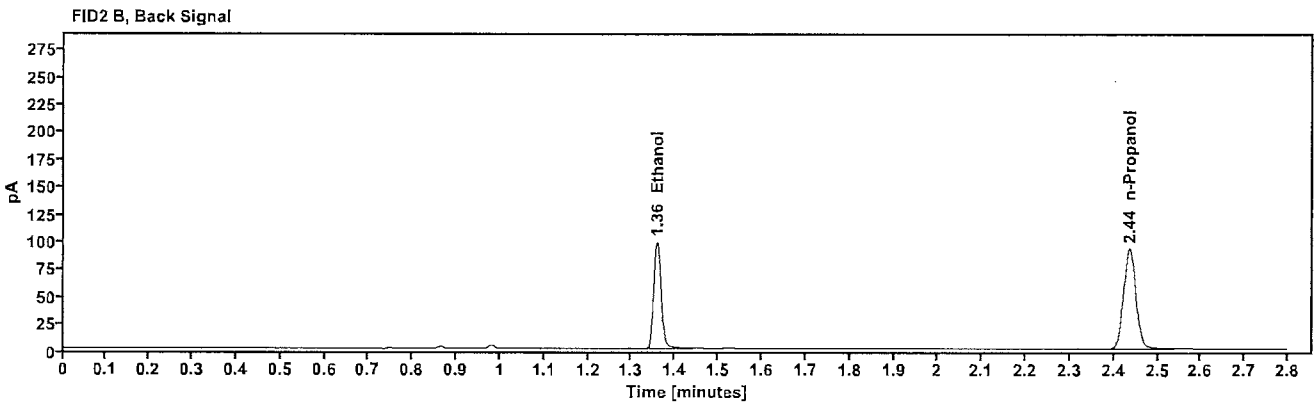
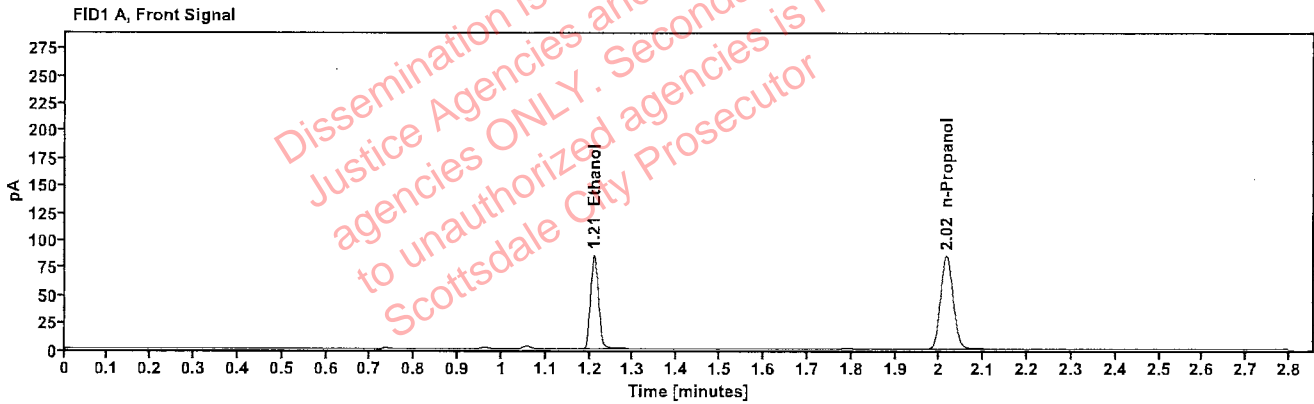


Table 1: FID 1 A (column DB-ALC1)

Compound	Amount (g/100mL)	Time (min)	Peak Area
>Ethanol	0.1740	1.210	109.015
n-Propanol	---	2.016	168.889

Table 2: FID 2 B (column DB-ALC2)

Compound	Time (min)	Peak Area
Ethanol	1.358	118.688
n-Propanol	2.436	182.337

Scottsdale Police Department Crime Lab Volatiles Analysis

Sample:	2302661-2	Vial:	41
Description:	[REDACTED]	LIMS ID:	[REDACTED]
Method:	ethanol quant.M	Sequence:	15Feb23
Instrument:	US14173023 CN14160045	Injection date:	2/15/2023 2:56:44 PM
Data file:	C:\Chem32\1\Data\15Feb23\41.D	Analyst:	Abbott

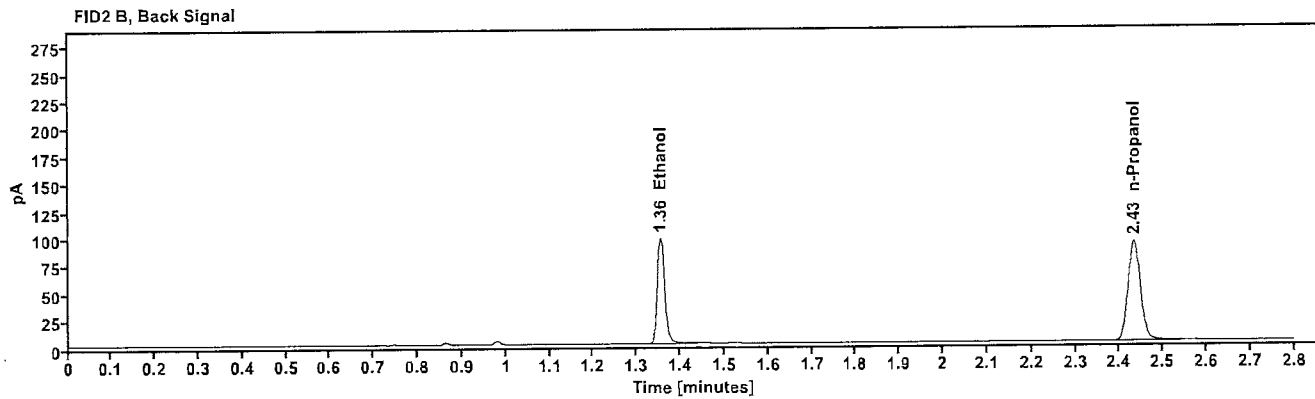
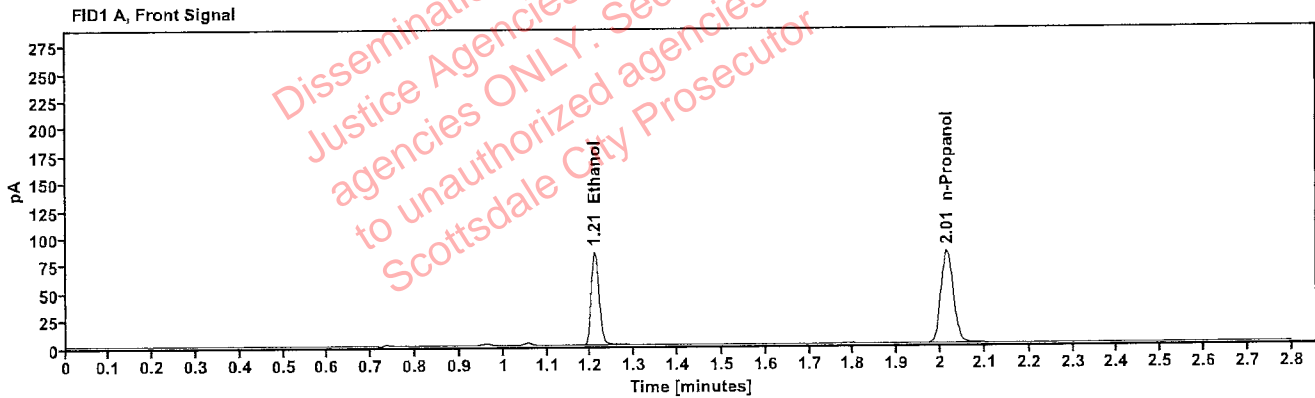


Table 1: FID 1 A (column DB-ALC1)

Compound	Amount (g/100mL)	Time (min)	Peak Area
>Ethanol	0.1723	1.209	107.184
n-Propanol	-----	2.014	167.751

Table 2: FID 2 B (column DB-ALC2)

Compound	Time (min)	Peak Area
Ethanol	1.355	116.606
n-Propanol	2.434	181.329

Scottsdale Police Department Crime Lab Volatiles Analysis

Sample:	2300162-2	Vial:	43
Description:		LIMS ID:	
Method:	ethanol quant.M	Sequence:	15Feb23
Instrument:	US14173023 CN14160045	Injection date:	2/15/2023 3:04:58 PM
Data file:	C:\Chem32\1\Data\15Feb23\43.D	Analyst:	Abbott

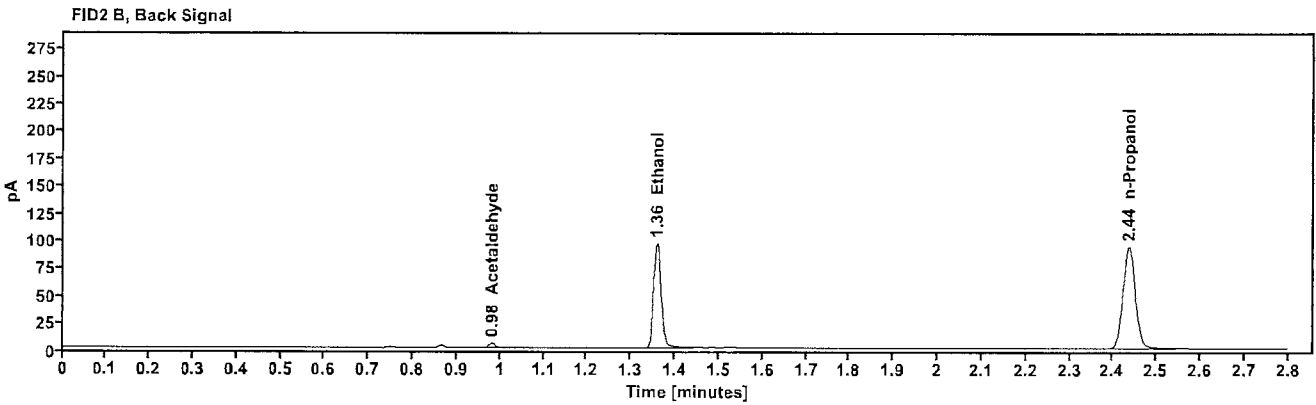
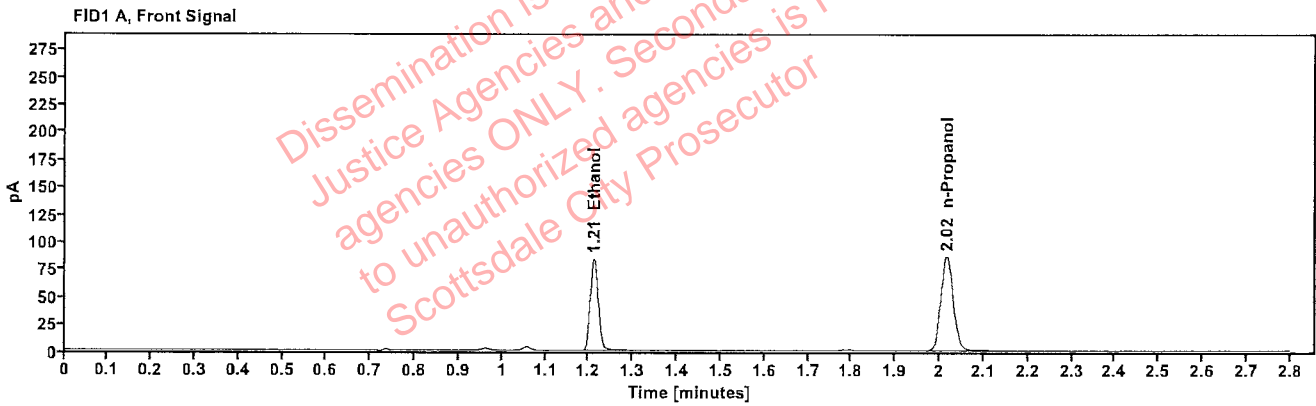


Table 1: FID 1 A (column DB-ALC1)

Compound	Amount (g/100mL)	Time (min)	Peak Area
>Ethanol	0.1683	1.211	106.703
n-Propanol	----	2.016	170.968

Table 2: FID 2 B (column DB-ALC2)

Compound	Time (min)	Peak Area
Acetaldehyde	0.981	3.982
Ethanol	1.359	116.224
n-Propanol	2.437	185.001

[REDACTED] : Abbott, Lori - (16-Feb-2023)

Case: [REDACTED] User: LAbbott 2/16/2023

Scottsdale Police Department Crime Lab Volatiles Analysis

Sample:	2300162-2	Vial:	44
Description:	[REDACTED]	LIMS ID:	[REDACTED]
Method:	ethanol quant.M	Sequence:	15Feb23
Instrument:	US14173023 CN14160045	Injection date:	2/15/2023 3:08:58 PM
Data file:	C:\Chem32\1\Data\15Feb23\44.D	Analyst:	Abbott

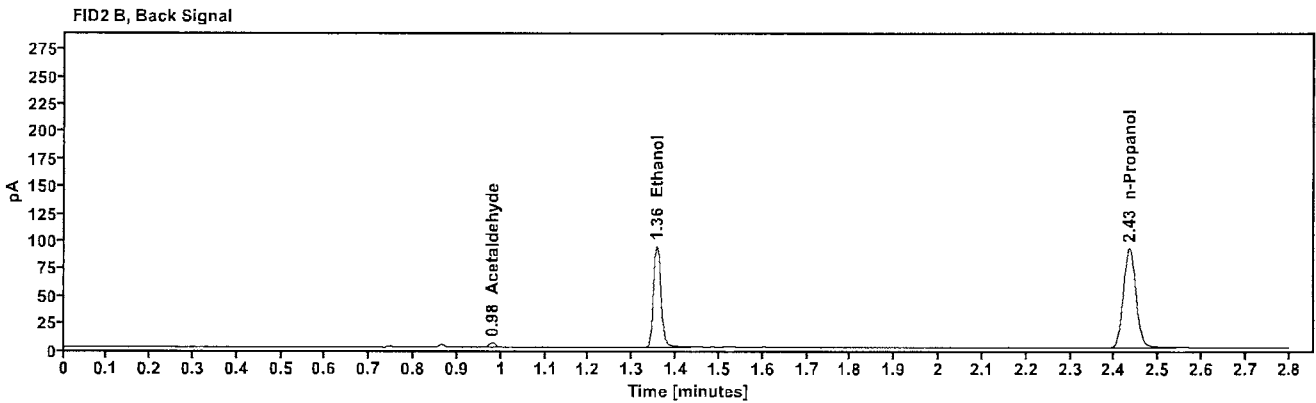
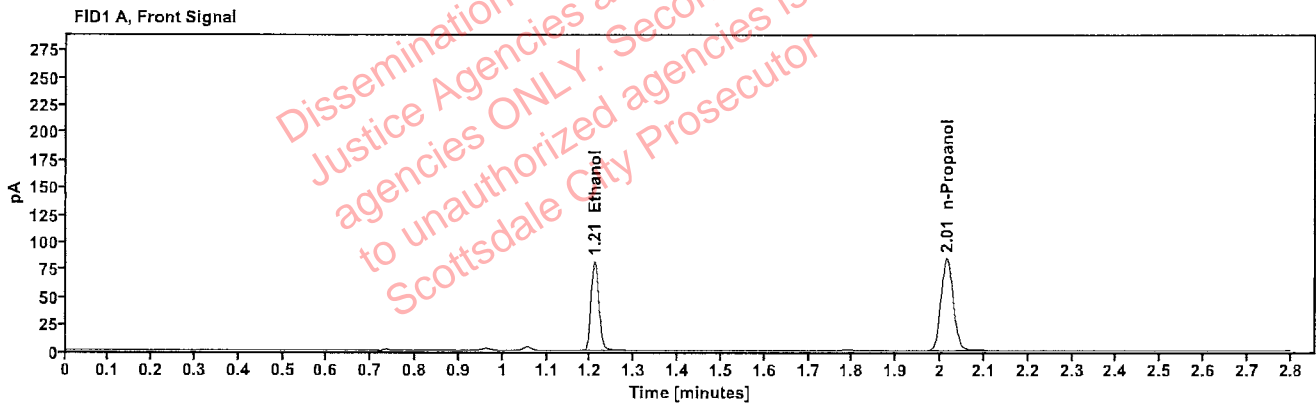


Table 1: FID 1 A (column DB-ALC1)

Compound	Amount (g/100mL)	Time (min)	Peak Area
>Ethanol	0.1654	1.209	102.998
n-Propanol	-----	2.014	167.930

Table 2: FID 2 B (column DB-ALC2)

Compound	Time (min)	Peak Area
Acetaldehyde	0.980	4.099
Ethanol	1.355	112.084
n-Propanol	2.434	181.966

[REDACTED]: Abbott, Lori - (16-Feb-2023)

Case: [REDACTED] User: LAbbott 2/16/2023

Scottsdale Police Department Crime Lab Volatiles Analysis

Sample:	2302748-1	Vial:	45
Description:	[REDACTED]	LIMS ID:	[REDACTED]
Method:	ethanol quant.M	Sequence:	15Feb23
Instrument:	US14173023 CN14160045	Injection date:	2/15/2023 3:12:59 PM
Data file:	C:\Chem32\1\Data\15Feb23\45.D	Analyst:	Abbott

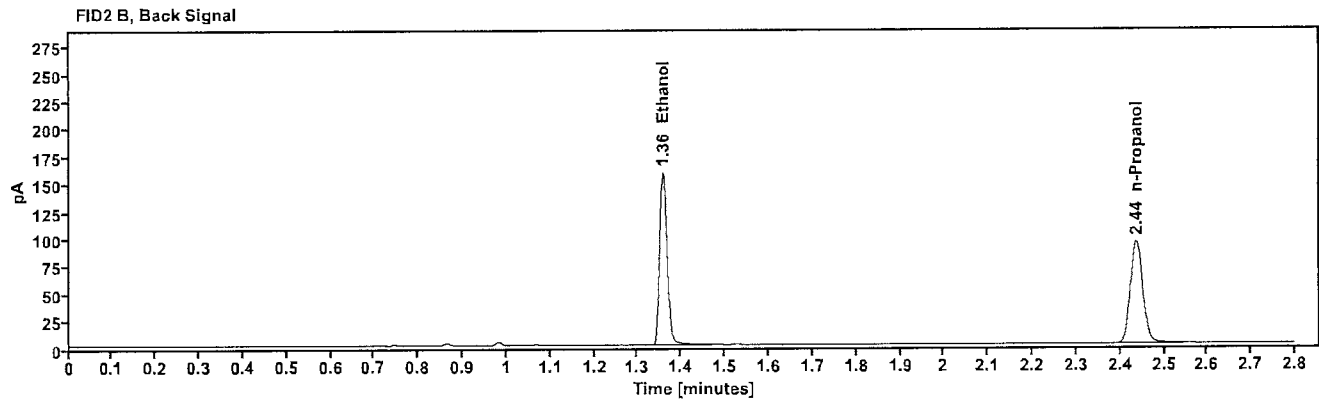
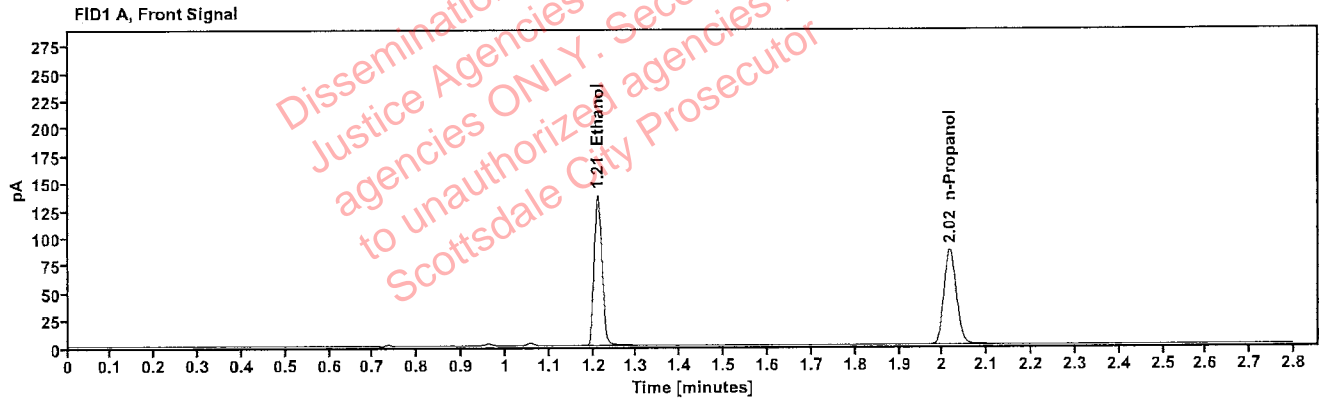


Table 1: FID 1 A (column DB-ALC1)

Compound	Amount (g/100mL)	Time (min)	Peak Area
>Ethanol	0.2739	1.211	175.550
n-Propanol	-----	2.017	172.413

Table 2: FID 2 B (column DB-ALC2)

Compound	Time (min)	Peak Area
Ethanol	1.359	192.126
n-Propanol	2.437	186.674

: Abbott, Lori - (16-Feb-2023)

Case: [REDACTED] User: LAbbott 2/16/2023

Scottsdale Police Department Crime Lab Volatiles Analysis

Sample:	2302748-1	Vial:	46
Description:	[REDACTED]	LIMS ID:	[REDACTED]
Method:	ethanol quant.M	Sequence:	15Feb23
Instrument:	US14173023 CN14160045	Injection date:	2/15/2023 3:16:59 PM
Data file:	C:\Chem32\1\Data\15Feb23\46.D	Analyst:	Abbott

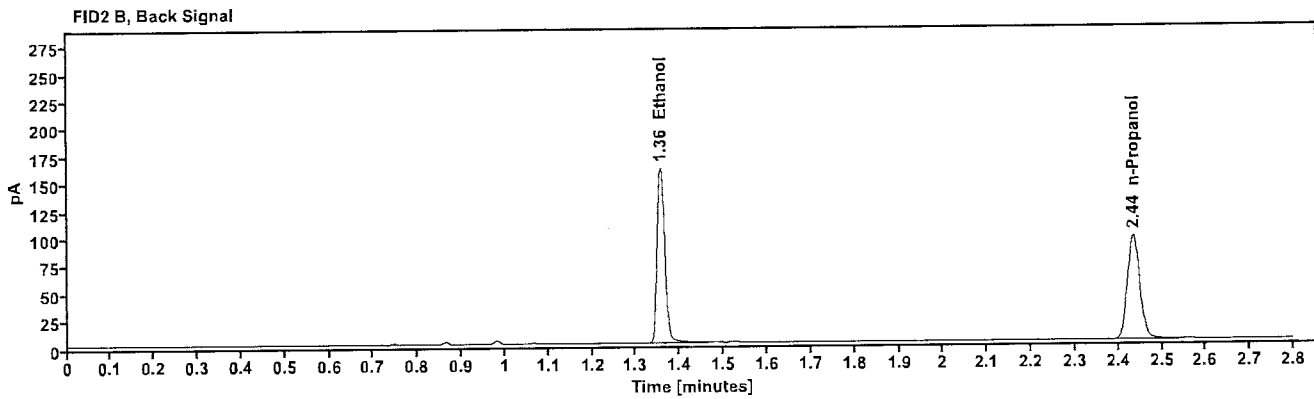
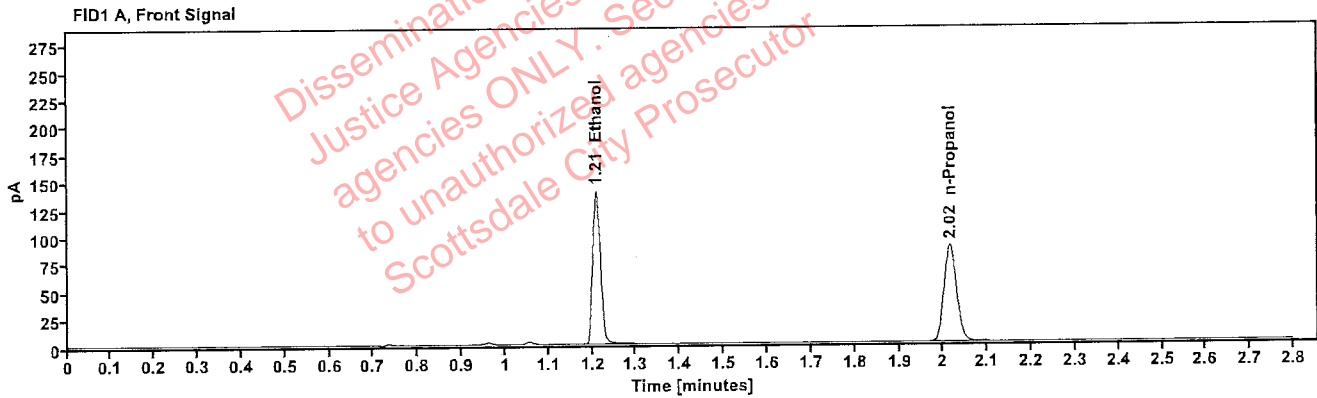


Table 1: FID 1 A (column DB-ALC1)

Compound	Amount (g/100mL)	Time (min)	Peak Area
>Ethanol	0.2721	1.209	177.387
n-Propanol	-----	2.015	175.404

Table 2: FID 2 B (column DB-ALC2)

Compound	Time (min)	Peak Area
Ethanol	1.357	194.181
n-Propanol	2.435	189.810

Scottsdale Police Department Crime Lab Volatiles Analysis

Sample:	2301939-2	Vial:	47
Description:		LIMS ID:	
Method:	ethanol quant.M	Sequence:	15Feb23
Instrument:	US14173023 CN14160045	Injection date:	2/15/2023 3:20:58 PM
Data file:	C:\Chem32\1\Data\15Feb23\47.D	Analyst:	Abbott

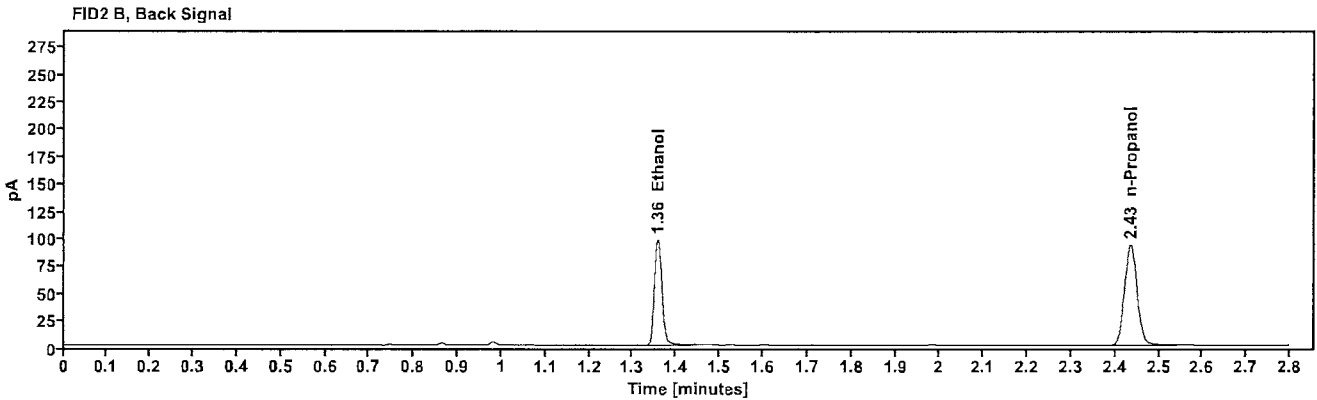
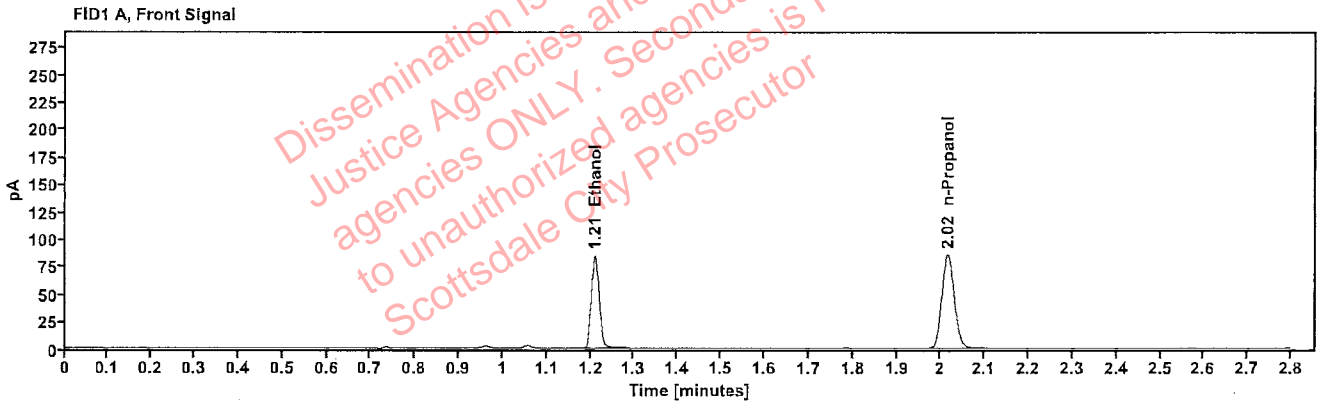


Table 1: FID 1 A (column DB-ALC1)

Compound	Amount (g/100mL)	Time (min)	Peak Area
>Ethanol	0.1712	1.210	107.586
n-Propanol	---	2.015	169.388

Table 2: FID 2 B (column DB-ALC2)

Compound	Time (min)	Peak Area
Ethanol	1.357	117.332
n-Propanol	2.435	183.338

Abbott, Lori - (16-Feb-2023)

Case: User: LAbbott 2/16/2023

Scottsdale Police Department Crime Lab Volatiles Analysis

Sample:	2301939-2	Vial:	48
Description:		LIMS ID:	
Method:	ethanol quant.M	Sequence:	15Feb23
Instrument:	US14173023 CN14160045	Injection date:	2/15/2023 3:24:59 PM
Data file:	C:\Chem32\1\Data\15Feb23\48.D	Analyst:	Abbott

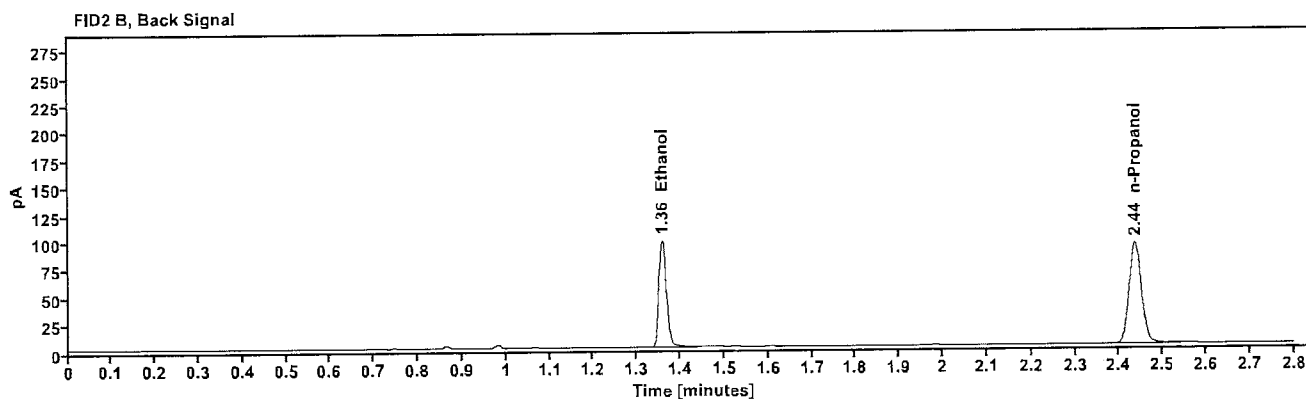
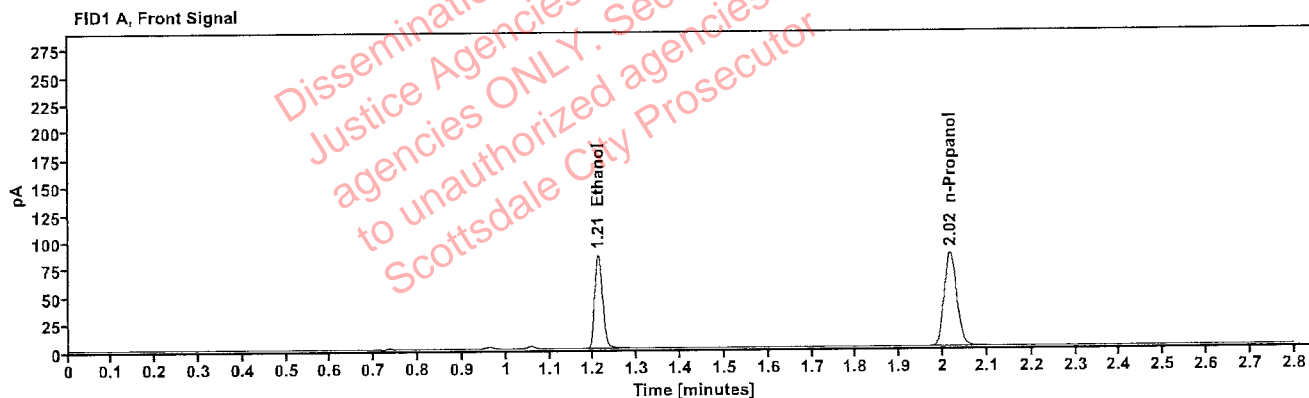


Table 1: FID 1 A (column DB-ALC1)

Compound	Amount (g/100mL)	Time (min)	Peak Area
>Ethanol	0.1726	1.211	108.898
n-Propanol	-----	2.016	170.132

Table 2: FID 2 B (column DB-ALC2)

Compound	Time (min)	Peak Area
Ethanol	1.359	118.735
n-Propanol	2.437	184.007

Scottsdale Police Department Crime Lab Volatiles Analysis

Sample:	2302838-2	Vial:	49
Description:		LIMS ID:	
Method:	ethanol quant.M	Sequence:	15Feb23
Instrument:	US14173023 CN14160045	Injection date:	2/15/2023 3:29:13 PM
Data file:	C:\Chem32\1\Data\15Feb23\49.D	Analyst:	Abbott

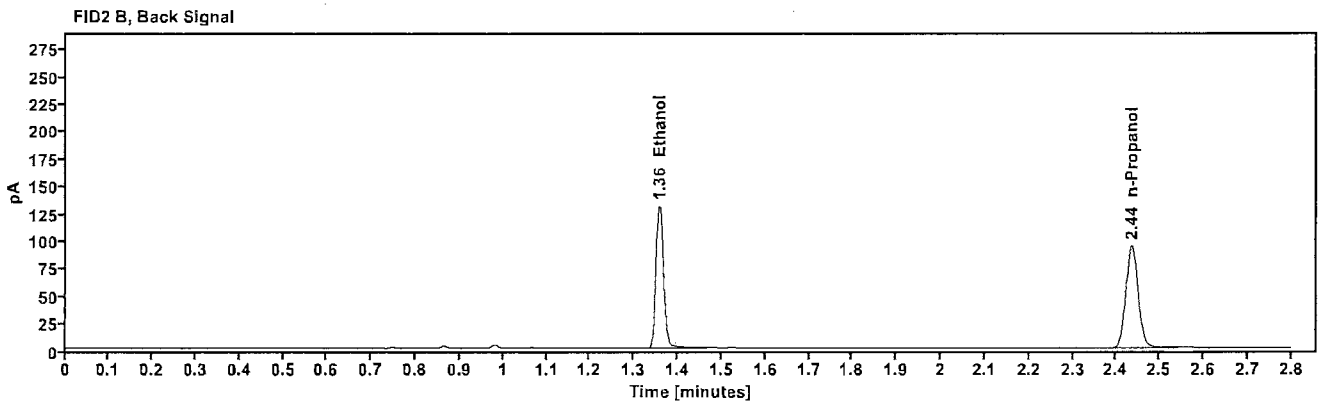
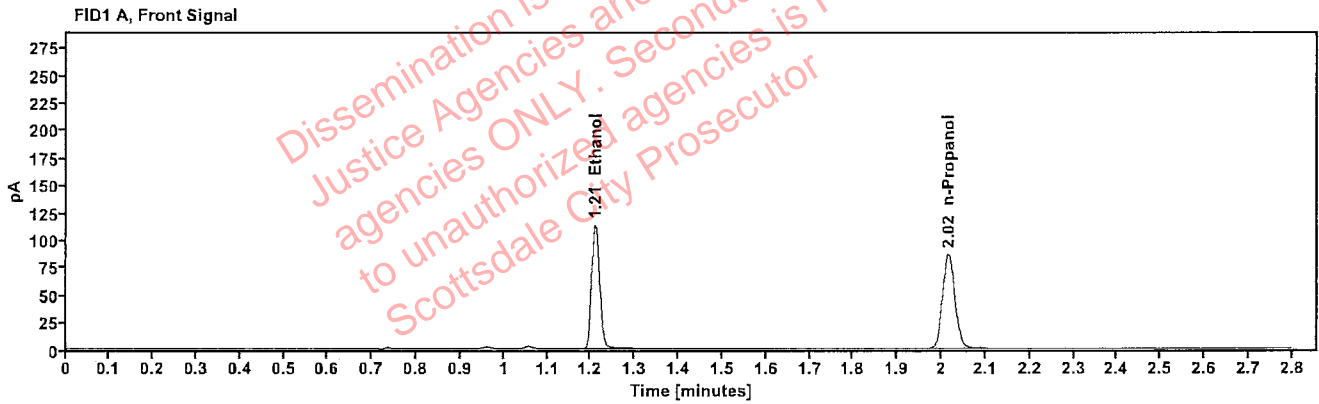


Table 1: FID 1 A (column DB-ALC1)

Compound	Amount (g/100mL)	Time (min)	Peak Area
>Ethanol	0.2268	1.210	144.444
n-Propanol	---	2.016	171.481

Table 2: FID 2 B (column DB-ALC2)

Compound	Time (min)	Peak Area
Ethanol	1.357	158.059
n-Propanol	2.436	185.420

Scottsdale Police Department Crime Lab Volatiles Analysis

Sample:	2302838-2	Vial:	50
Description:		LIMS ID:	
Method:	ethanol quant.M	Sequence:	15Feb23
Instrument:	US14173023 CN14160045	Injection date:	2/15/2023 3:33:14 PM
Data file:	C:\Chem32\1\Data\15Feb23\50.D	Analyst:	Abbott

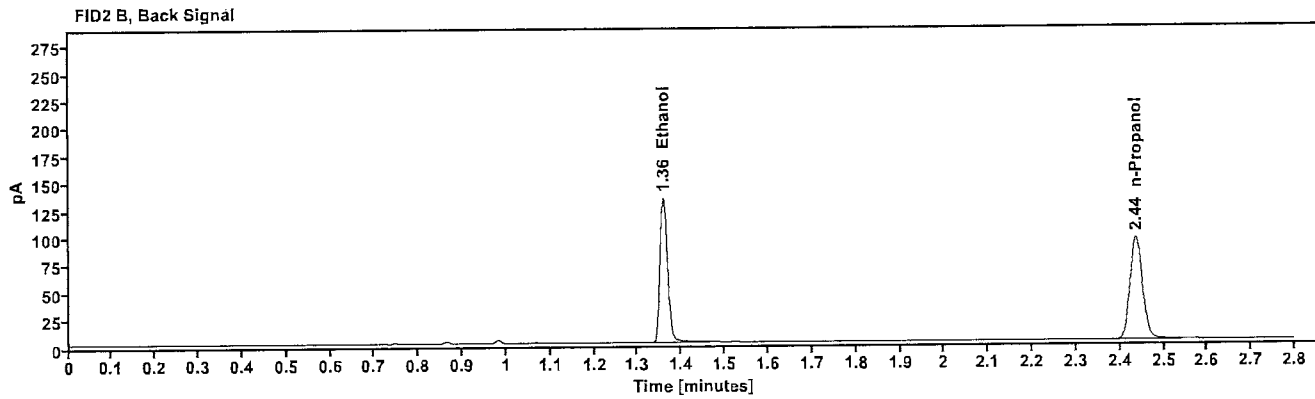
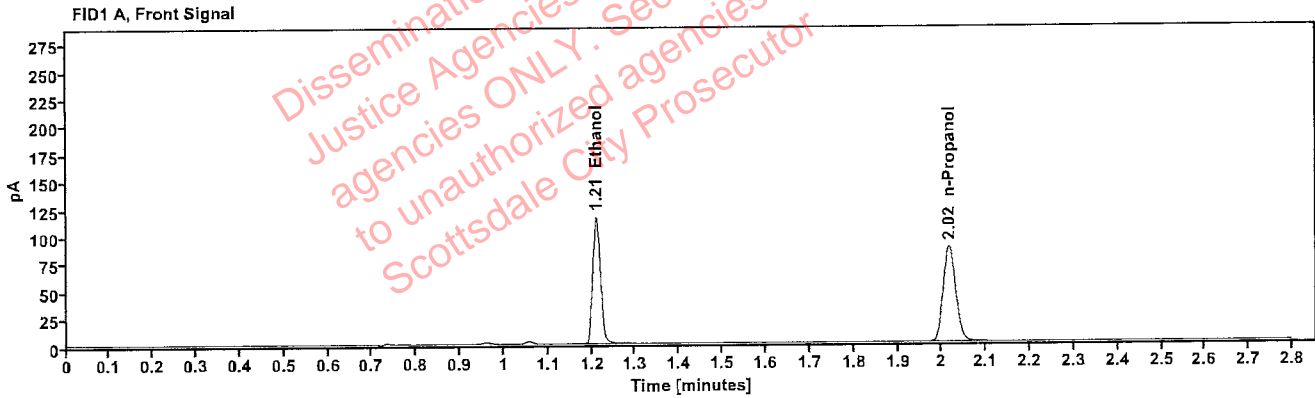


Table 1: FID 1 A (column DB-ALC1)

Compound	Amount (g/100mL)	Time (min)	Peak Area
>Ethanol	0.2295	1.211	147.868
n-Propanol	-----	2.016	173.478

Table 2: FID 2 B (column DB-ALC2)

Compound	Time (min)	Peak Area
Ethanol	1.359	161.790
n-Propanol	2.437	187.361

Scottsdale Police Department Crime Lab Volatiles Analysis

Sample:	2302837-1	Vial:	51
Description:	[REDACTED]	LIMS ID:	[REDACTED]
Method:	ethanol quant.M	Sequence:	15Feb23
Instrument:	US14173023 CN14160045	Injection date:	2/15/2023 3:37:13 PM
Data file:	C:\Chem32\1\Data\15Feb23\51.D	Analyst:	Abbott

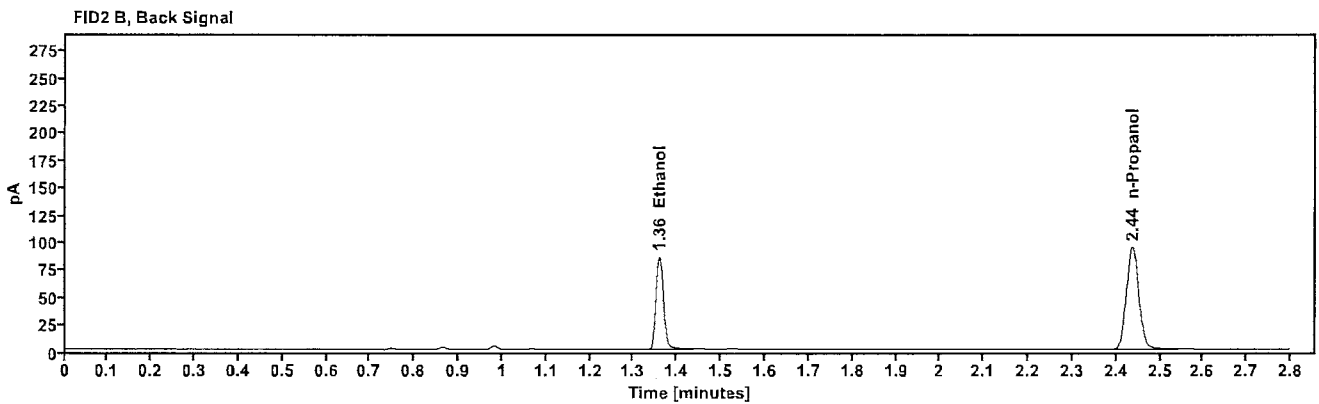
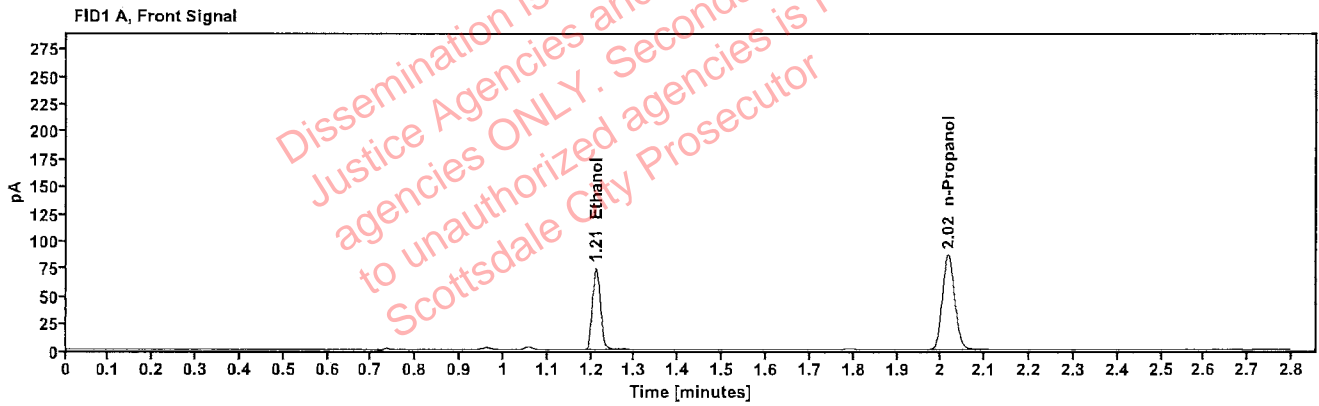


Table 1: FID 1 A (column DB-ALC1)

Compound	Amount (g/100mL)	Time (min)	Peak Area
>Ethanol	0.1487	1.211	94.940
n-Propanol	-----	2.016	172.315

Table 2: FID 2 B (column DB-ALC2)

Compound	Time (min)	Peak Area
Ethanol	1.359	103.152
n-Propanol	2.437	186.322

[REDACTED]: Abbott, Lori - (16-Feb-2023)

Case: [REDACTED] User: LAbbott 2/16/2023

Scottsdale Police Department Crime Lab Volatiles Analysis

Sample:	2302837-1	Vial:	52
Description:	[REDACTED]	LIMS ID:	[REDACTED]
Method:	ethanol quant.M	Sequence:	15Feb23
Instrument:	US14173023 CN14160045	Injection date:	2/15/2023 3:41:13 PM
Data file:	C:\Chem32\1\Data\15Feb23\52.D	Analyst:	Abbott

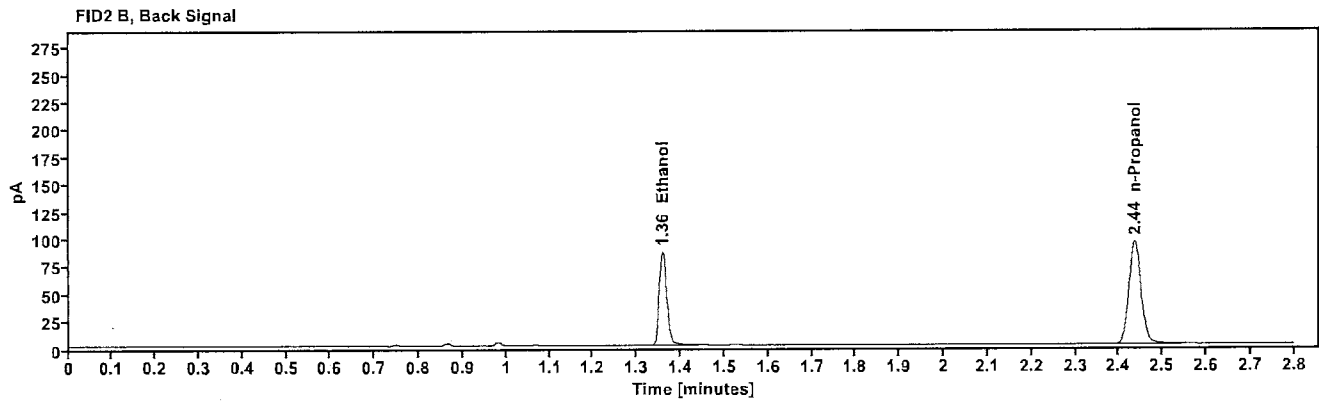
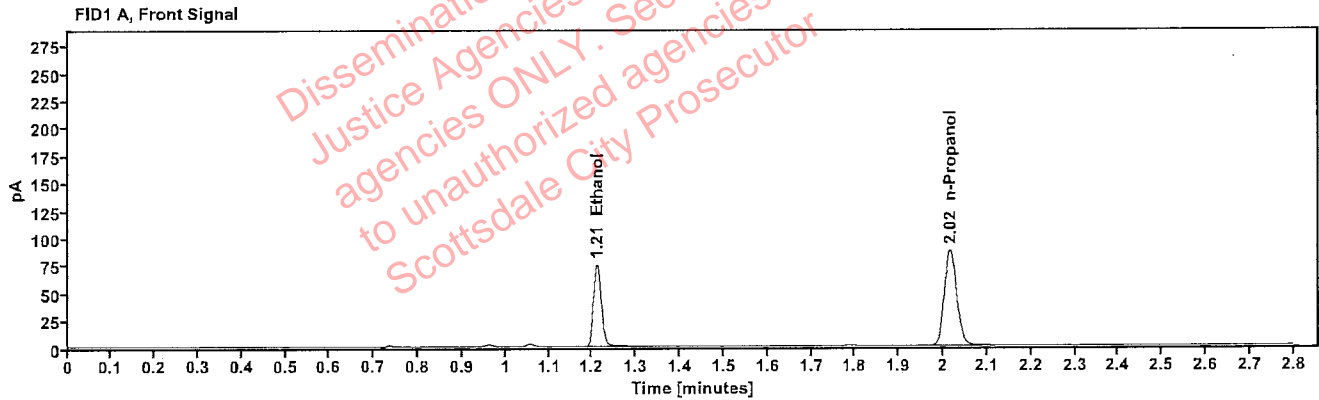


Table 1: FID 1 A (column DB-ALC1)

Compound	Amount (g/100mL)	Time (min)	Peak Area
>Ethanol	0.1487	1.211	95.591
n-Propanol	-----	2.016	173.465

Table 2: FID 2 B (column DB-ALC2)

Compound	Time (min)	Peak Area
Ethanol	1.359	103.987
n-Propanol	2.436	187.482

Scottsdale Police Department Crime Lab Volatiles Analysis

Sample:	2302847-2	Vial:	54
Description:		LIMS ID:	
Method:	ethanol quant.M	Sequence:	15Feb23
Instrument:	US14173023 CN14160045	Injection date:	2/15/2023 3:49:13 PM
Data file:	C:\Chem32\1\Data\15Feb23\54.D	Analyst:	Abbott

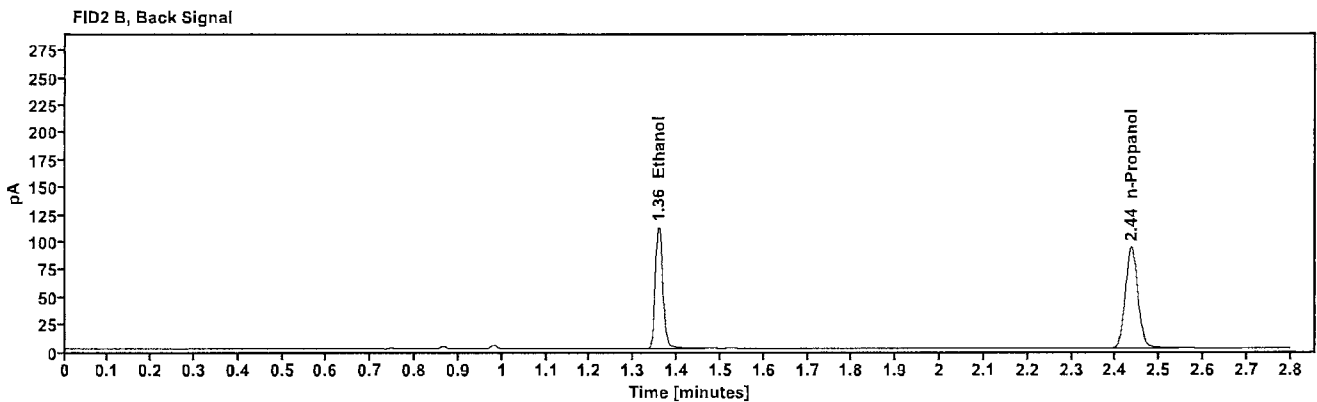
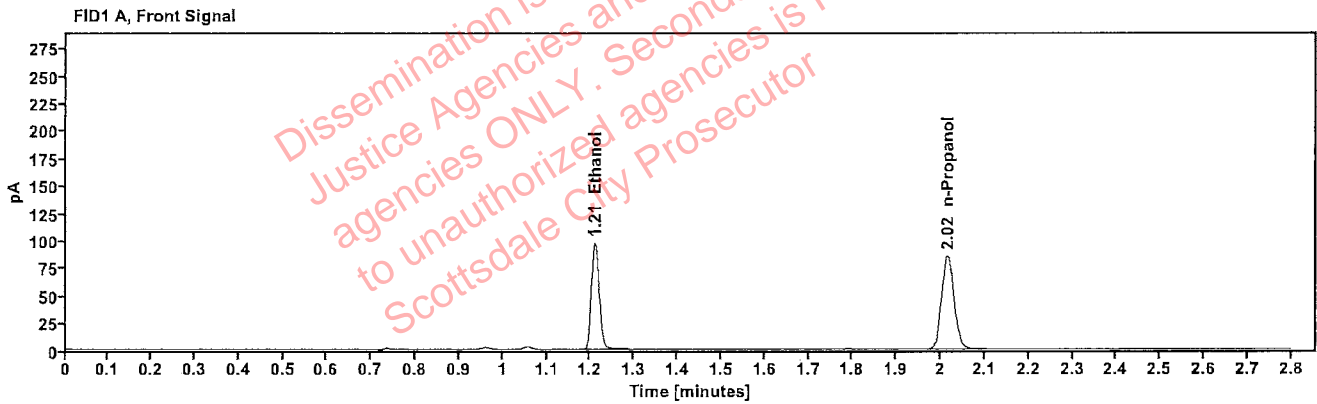


Table 1: FID 1 A (column DB-ALC1)

Compound	Amount (g/100mL)	Time (min)	Peak Area
>Ethanol	0.1963	1.210	123.805
n-Propanol	-----	2.016	169.882

Table 2: FID 2 B (column DB-ALC2)

Compound	Time (min)	Peak Area
Ethanol	1.358	135.535
n-Propanol	2.436	183.836

Scottsdale Police Department Crime Lab Volatiles Analysis

Sample:	2302847-2	Vial:	55
Description:	[REDACTED]	LIMS ID:	[REDACTED]
Method:	ethanol quant.M	Sequence:	15Feb23
Instrument:	US14173023 CN14160045	Injection date:	2/15/2023 3:53:29 PM
Data file:	C:\Chem32\1\Data\15Feb23\55.D	Analyst:	Abbott

Dissemination is restricted to Criminal Justice Agencies and authorized personnel only. Dissemination to unauthorized agencies is PROHIBITED.
Scottsdale City Prosecutor

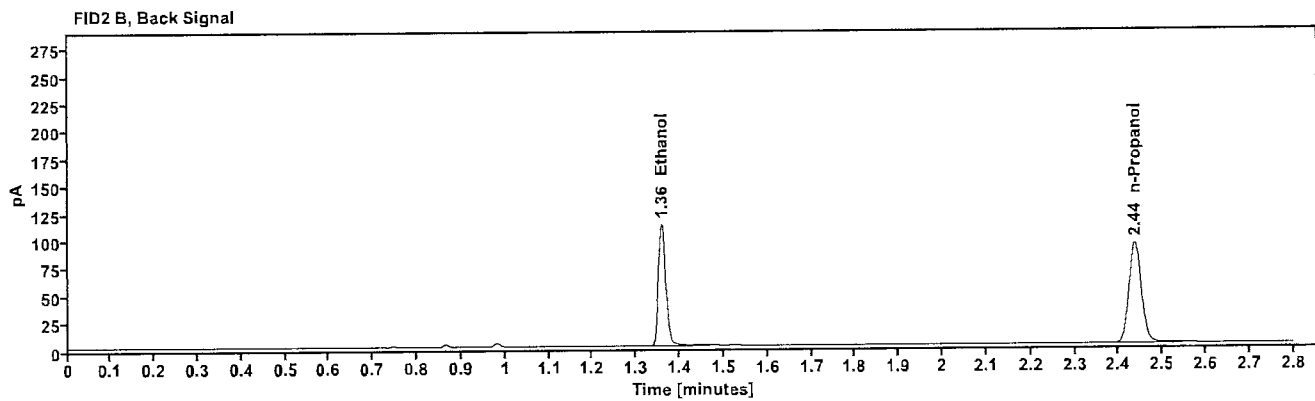
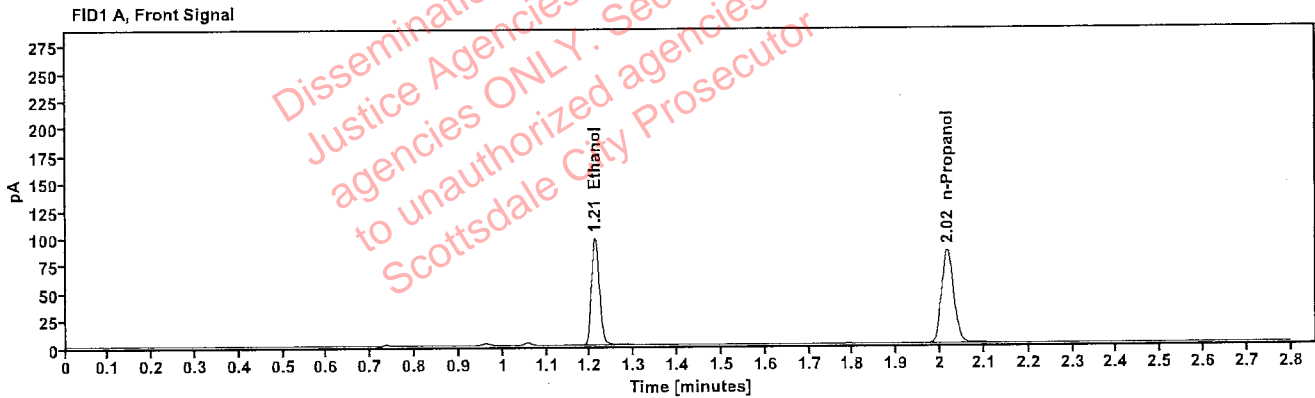


Table 1: FID 1 A (column DB-ALC1)

Compound	Amount (g/100mL)	Time (min)	Peak Area
>Ethanol	0.1976	1.211	124.426
n-Propanol	-----	2.017	169.674

Table 2: FID 2 B (column DB-ALC2)

Compound	Time (min)	Peak Area
Ethanol	1.359	136.021
n-Propanol	2.437	183.485

[REDACTED]: Abbott, Lori - (16-Feb-2023)

Case: [REDACTED] User: LAbbott 2/16/2023

Scottsdale Police Department Crime Lab Volatiles Analysis

Sample:	327-01C.P.	Vial:	56
Description:	[REDACTED]	LIMS ID:	[REDACTED]
Method:	ethanol quant.M	Sequence:	15Feb23
Instrument:	US14173023 CN14160045	Injection date:	2/15/2023 3:57:28 PM
Data file:	C:\Chem32\1\Data\15Feb23\56.D	Analyst:	Abbott

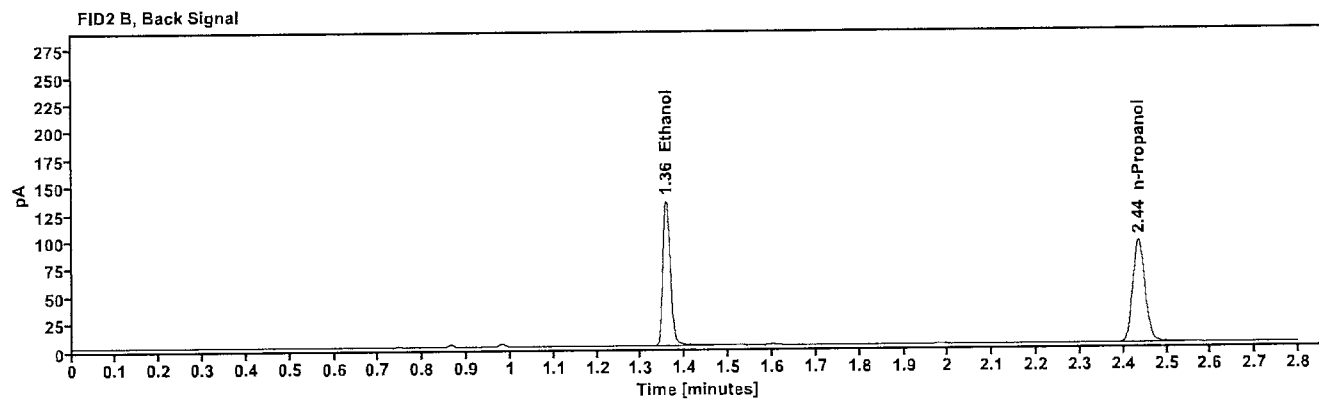
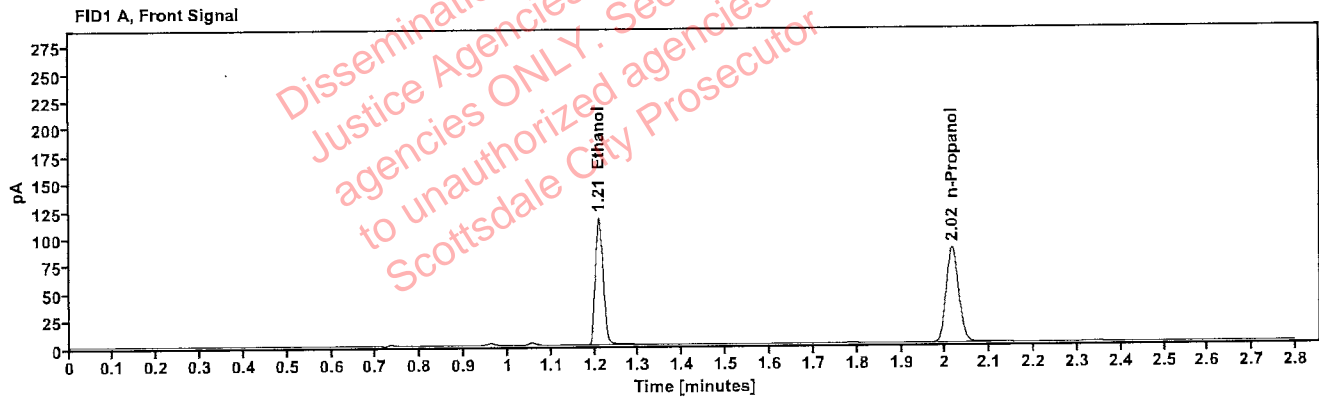


Table 1: FID 1 A (column DB-ALC1)

Compound	Amount (g/100mL)	Time (min)	Peak Area
>Ethanol	0.2301	1.210	147.568
n-Propanol	-----	2.016	172.620

Table 2: FID 2 B (column DB-ALC2)

Compound	Time (min)	Peak Area
Ethanol	1.357	162.736
n-Propanol	2.435	187.030

Scottsdale Police Department Crime Lab Volatiles Analysis

Sample:	327-01C.P.	Vial:	57
Description:	[REDACTED]	LIMS ID:	[REDACTED]
Method:	ethanol quant.M	Sequence:	15Feb23
Instrument:	US14173023 CN14160045	Injection date:	2/15/2023 4:01:28 PM
Data file:	C:\Chem32\1\Data\15Feb23\57.D	Analyst:	Abbott

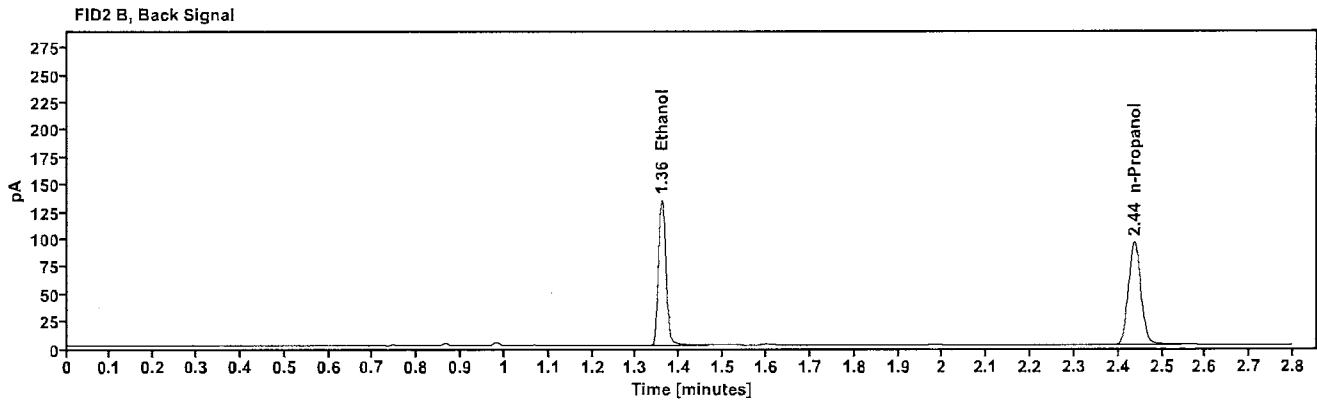
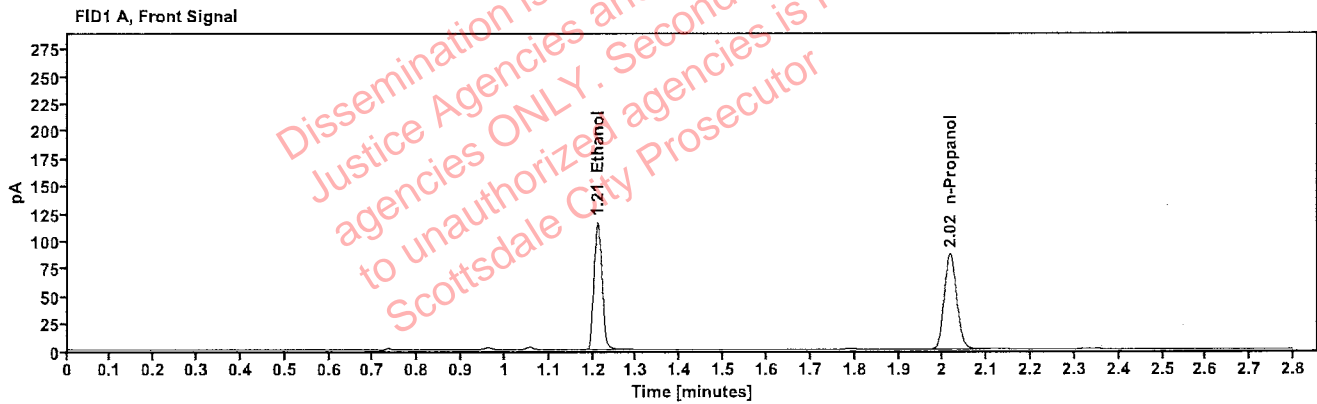


Table 1: FID 1 A (column DB-ALC1)

Compound	Amount (g/100mL)	Time (min)	Peak Area
>Ethanol	0.2312	1.210	148.288
n-Propanol	-----	2.016	172.667

Table 2: FID 2 B (column DB-ALC2)

Compound	Time (min)	Peak Area
Ethanol	1.359	163.406
n-Propanol	2.437	187.110

[REDACTED]: Abbott, Lori - (16-Feb-2023)

Case: [REDACTED] User: LAbbott 2/16/2023

Scottsdale Police Department Crime Lab Volatiles Analysis

Sample:	2302907-2	Vial:	58
Description:	[REDACTED]	LIMS ID:	[REDACTED]
Method:	ethanol quant.M	Sequence:	15Feb23
Instrument:	US14173023 CN14160045	Injection date:	2/15/2023 4:05:28 PM
Data file:	C:\Chem32\1\Data\15Feb23\58.D	Analyst:	Abbott

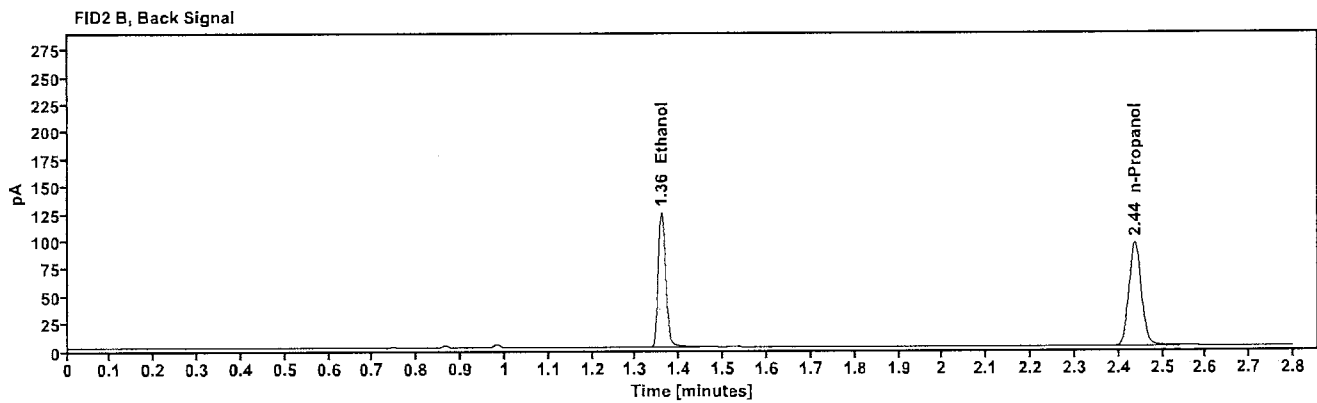
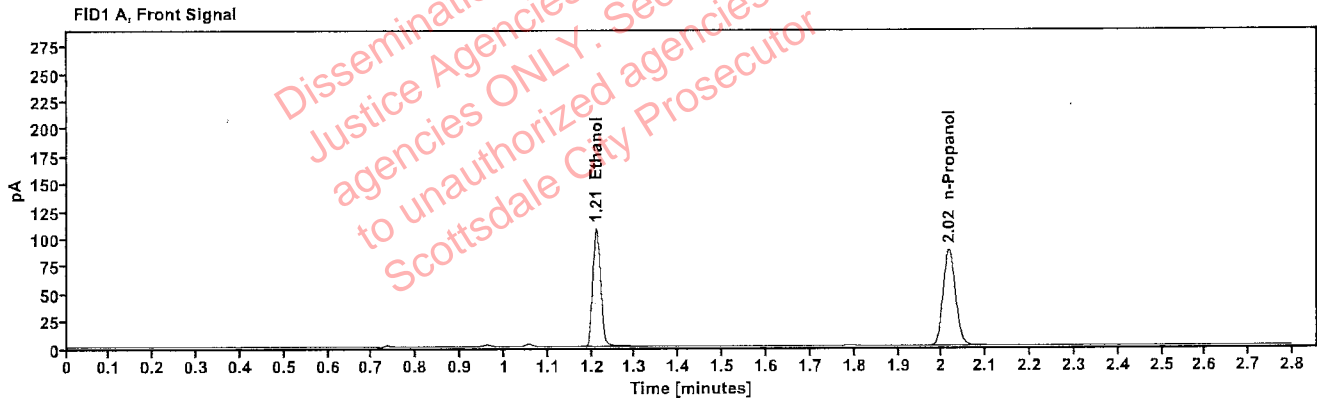


Table 1: FID 1 A (column DB-ALC1)

Compound	Amount (g/100mL)	Time (min)	Peak Area
>Ethanol	0.2124	1.211	137.231
n-Propanol	-----	2.016	173.994

Table 2: FID 2 B (column DB-ALC2)

Compound	Time (min)	Peak Area
Ethanol	1.359	149.857
n-Propanol	2.437	187.954

Scottsdale Police Department Crime Lab Volatiles Analysis

Sample:	2302907-2	Vial:	59
Description:	[REDACTED]	LIMS ID:	[REDACTED]
Method:	ethanol quant.M	Sequence:	15Feb23
Instrument:	US14173023 CN14160045	Injection date:	2/15/2023 4:09:28 PM
Data file:	C:\Chem32\1\Data\15Feb23\59.D	Analyst:	Abbott

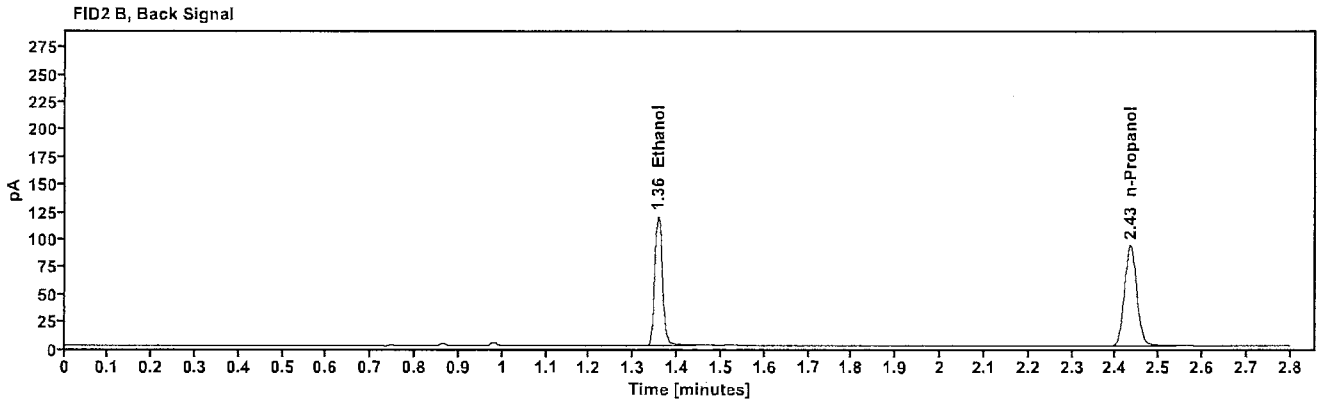
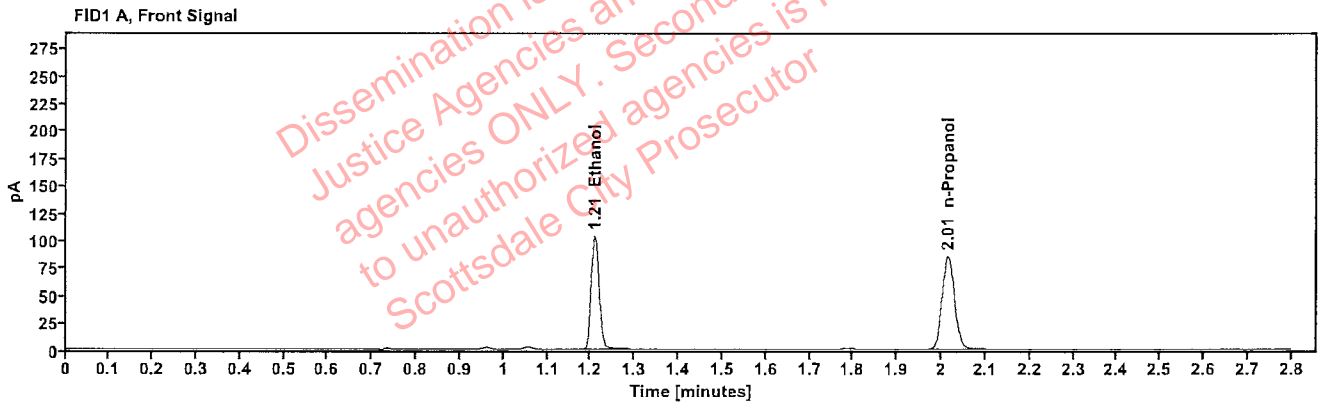


Table 1: FID 1 A (column DB-ALC1)

Compound	Amount (g/100mL)	Time (min)	Peak Area
>Ethanol	0.2089	1.209	131.289
n-Propanol	-----	2.015	169.274

Table 2: FID 2 B (column DB-ALC2)

Compound	Time (min)	Peak Area
Ethanol	1.356	143.196
n-Propanol	2.434	183.069

Abbott, Lori - (16-Feb-2023)

Case: User: LAbbott 2/16/2023

Scottsdale Police Department Crime Lab Volatiles Analysis

Sample:	2302926-2	Vial:	60
Description:		LIMS ID:	
Method:	ethanol quant.M	Sequence:	15Feb23
Instrument:	US14173023 CN14160045	Injection date:	2/15/2023 4:13:29 PM
Data file:	C:\Chem32\1\Data\15Feb23\60.D	Analyst:	Abbott

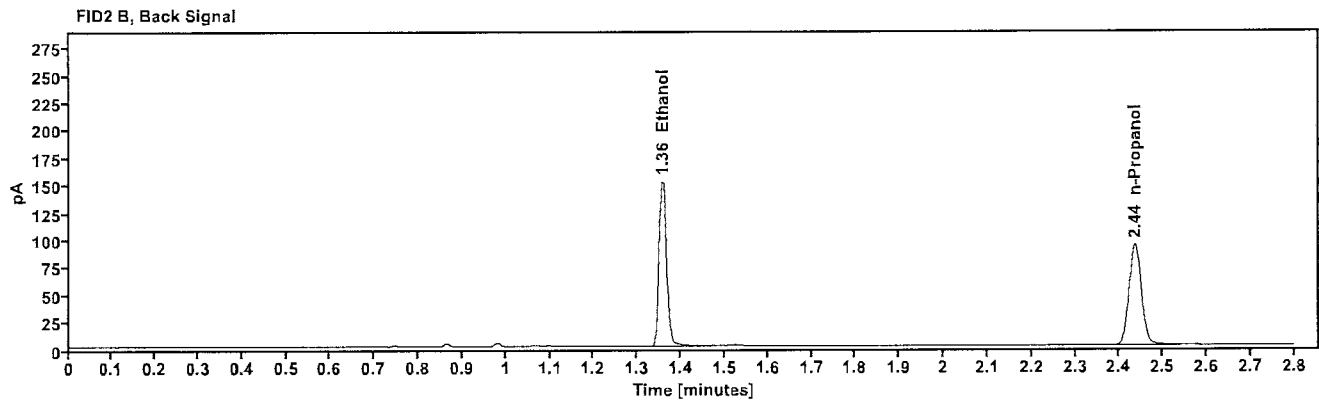
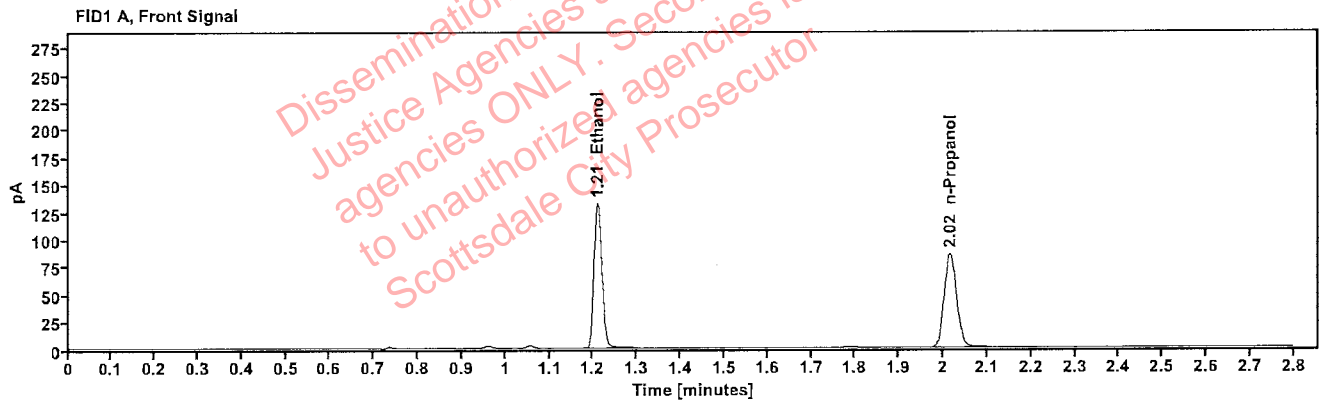


Table 1: FID 1 A (column DB-ALC1)

Compound	Amount (g/100mL)	Time (min)	Peak Area
>Ethanol	0.2662	1.210	167.912
n-Propanol	-----	2.016	169.699

Table 2: FID 2 B (column DB-ALC2)

Compound	Time (min)	Peak Area
Ethanol	1.358	183.944
n-Propanol	2.436	183.334

Scottsdale Police Department Crime Lab Volatiles Analysis

Sample:	2302926-2	Vial:	61
Description:		LIMS ID:	
Method:	ethanol quant.M	Sequence:	15Feb23
Instrument:	US14173023 CN14160045	Injection date:	2/15/2023 4:17:43 PM
Data file:	C:\Chem32\1\Data\15Feb23\61.D	Analyst:	Abbott

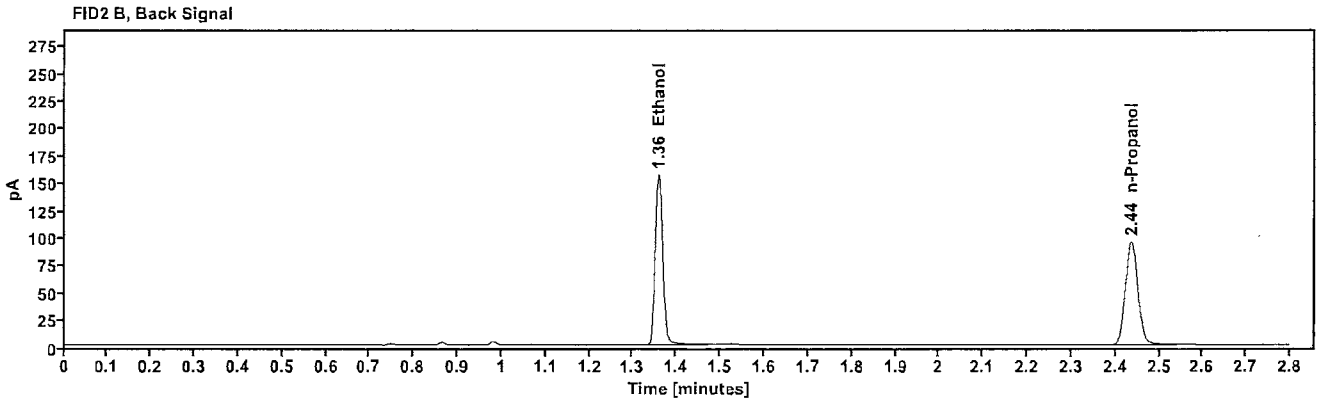
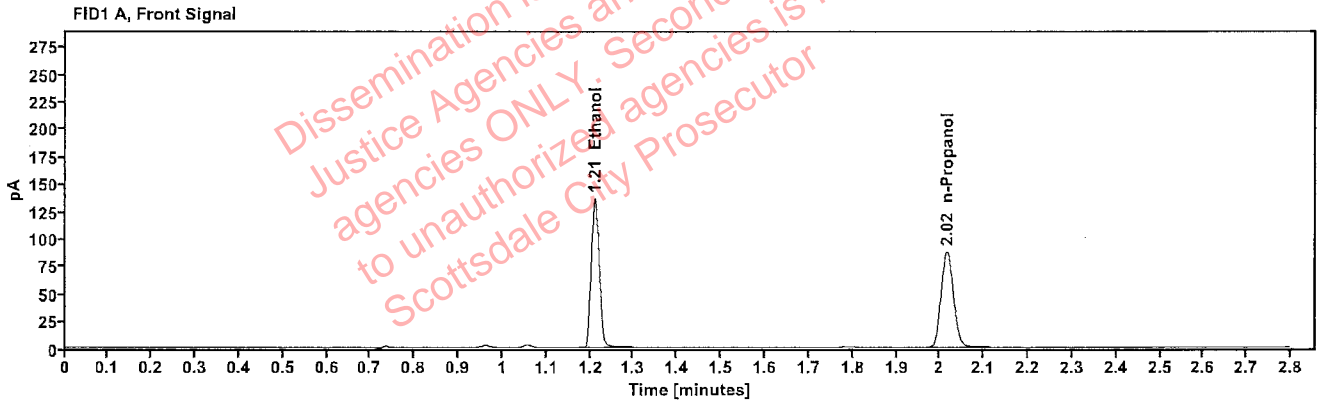


Table 1: FID 1 A (column DB-ALC1)

Compound	Amount (g/100mL)	Time (min)	Peak Area
>Ethanol	0.2685	1.210	173.493
n-Propanol	-----	2.016	173.826

Table 2: FID 2 B (column DB-ALC2)

Compound	Time (min)	Peak Area
Ethanol	1.359	189.776
n-Propanol	2.436	187.681

Scottsdale Police Department Crime Lab Volatiles Analysis

Sample:	2302846-2	Vial:	62
Description:	[REDACTED]	LIMS ID:	[REDACTED]
Method:	ethanol quant.M	Sequence:	15Feb23
Instrument:	US14173023 CN14160045	Injection date:	2/15/2023 4:21:44 PM
Data file:	C:\Chem32\1\Data\15Feb23\62.D	Analyst:	Abbott

Dissemination is restricted to Criminal Justice Agencies and authorized agencies ONLY. Secondary dissemination to unauthorized agencies is PROHIBITED. Scottsdale City Prosecutor

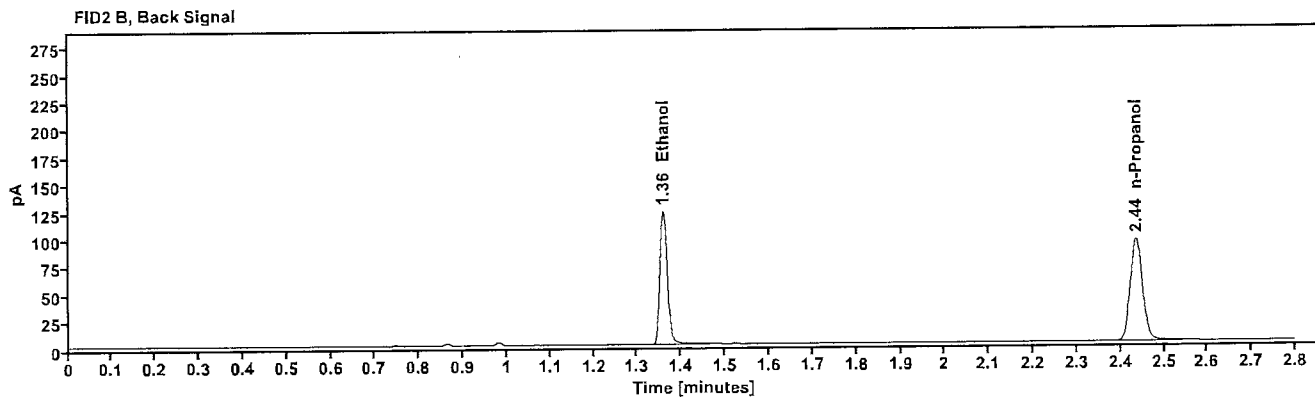
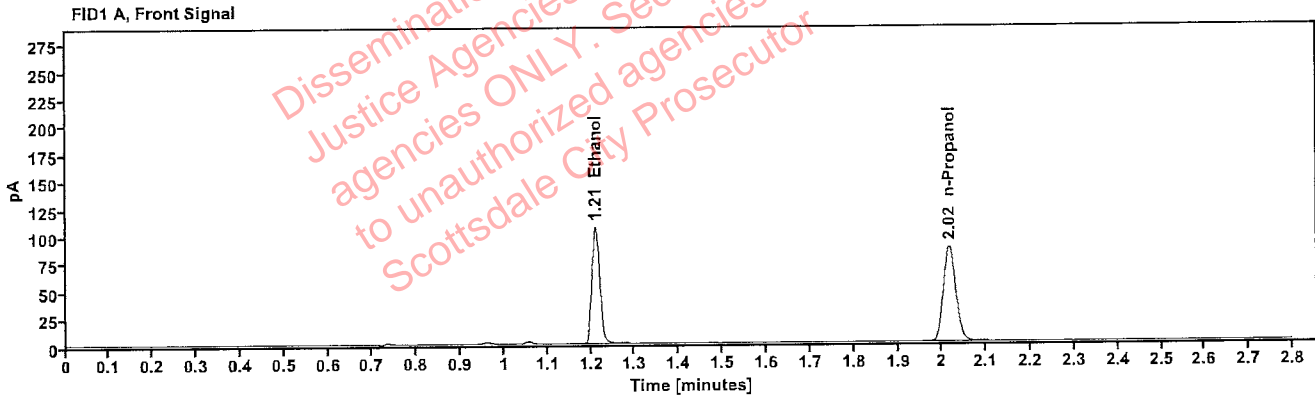


Table 1: FID 1 A (column DB-ALC1)

Compound	Amount (g/100mL)	Time (min)	Peak Area
>Ethanol	0.2119	1.211	136.208
n-Propanol	-----	2.016	173.122

Table 2: FID 2 B (column DB-ALC2)

Compound	Time (min)	Peak Area
Ethanol	1.359	149.001
n-Propanol	2.437	187.165

Scottsdale Police Department Crime Lab Volatiles Analysis

Sample:	2302846-2	Vial:	63
Description:		LIMS ID:	
Method:	ethanol quant.M	Sequence:	15Feb23
Instrument:	US14173023 CN14160045	Injection date:	2/15/2023 4:25:43 PM
Data file:	C:\Chem32\1\Data\15Feb23\63.D	Analyst:	Abbott

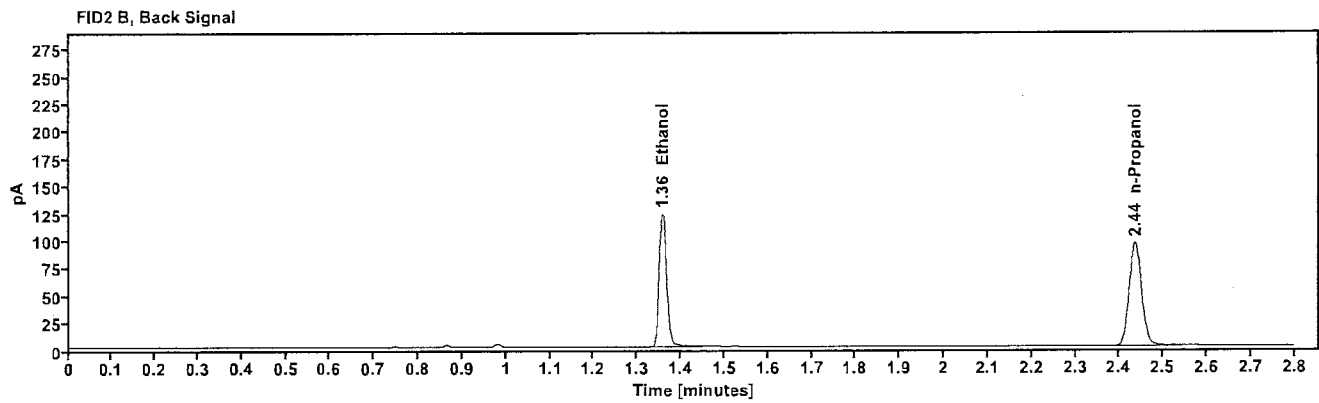
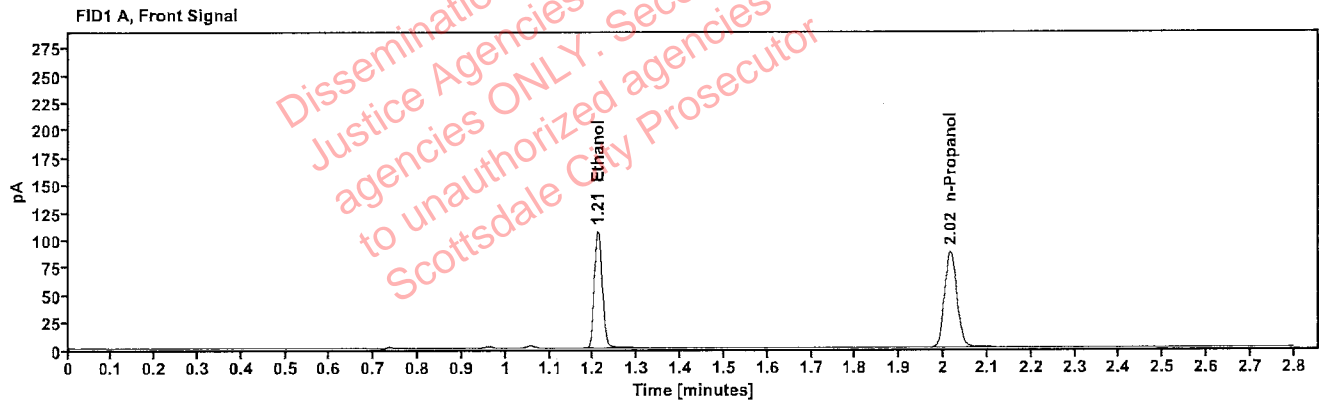


Table 1: FID 1 A (column DB-ALC1)

Compound	Amount (g/100mL)	Time (min)	Peak Area
>Ethanol	0.2104	1.210	136.013
n-Propanol	---	2.016	174.089

Table 2: FID 2 B (column DB-ALC2)

Compound	Time (min)	Peak Area
Ethanol	1.358	148.500
n-Propanol	2.436	188.326

[REDACTED]: Abbott, Lori - (16-Feb-2023)

Case: [REDACTED] User: LAbbott 2/16/2023

Scottsdale Police Department Crime Lab Volatiles Analysis

Sample:	2302954-2	Vial:	65
Description:	[REDACTED]	LIMS ID:	[REDACTED]
Method:	ethanol quant.M	Sequence:	15Feb23
Instrument:	US14173023 CN14160045	Injection date:	2/15/2023 4:33:43 PM
Data file:	C:\Chem32\1\Data\15Feb23\65.D	Analyst:	Abbott

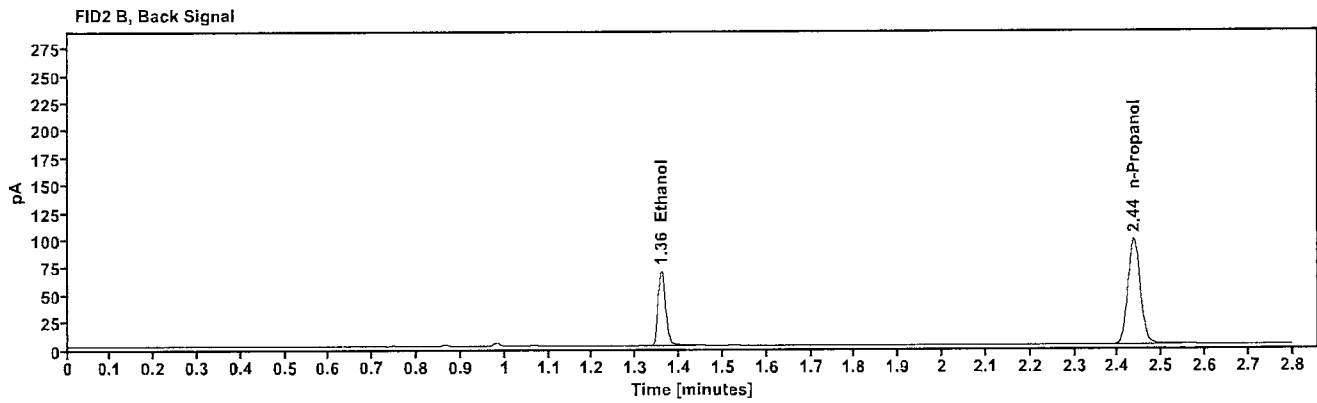
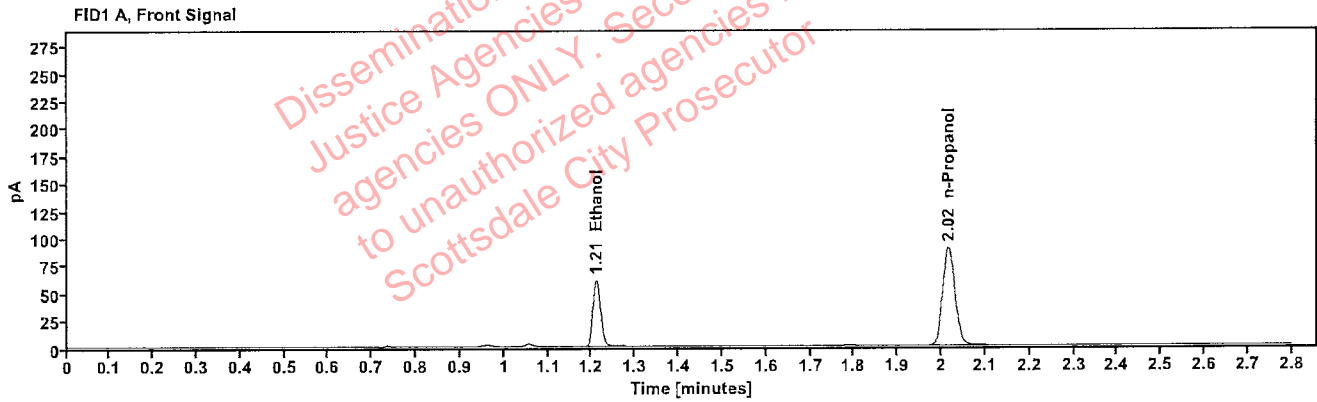


Table 1: FID 1 A (column DB-ALC1)

Compound	Amount (g/100mL)	Time (min)	Peak Area
>Ethanol	0.1171	1.211	77.068
n-Propanol	-----	2.016	177.984

Table 2: FID 2 B (column DB-ALC2)

Compound	Time (min)	Peak Area
Ethanol	1.359	83.685
n-Propanol	2.436	192.757

[REDACTED]: Abbott, Lori - (16-Feb-2023)

Case: [REDACTED] User: LAbbott 2/16/2023

Scottsdale Police Department Crime Lab Volatiles Analysis

Sample:	2302954-2	Vial:	66
Description:	[REDACTED]	LIMS ID:	[REDACTED]
Method:	ethanol quant.M	Sequence:	15Feb23
Instrument:	US14173023 CN14160045	Injection date:	2/15/2023 4:37:44 PM
Data file:	C:\Chem32\1\Data\15Feb23\66.D	Analyst:	Abbott

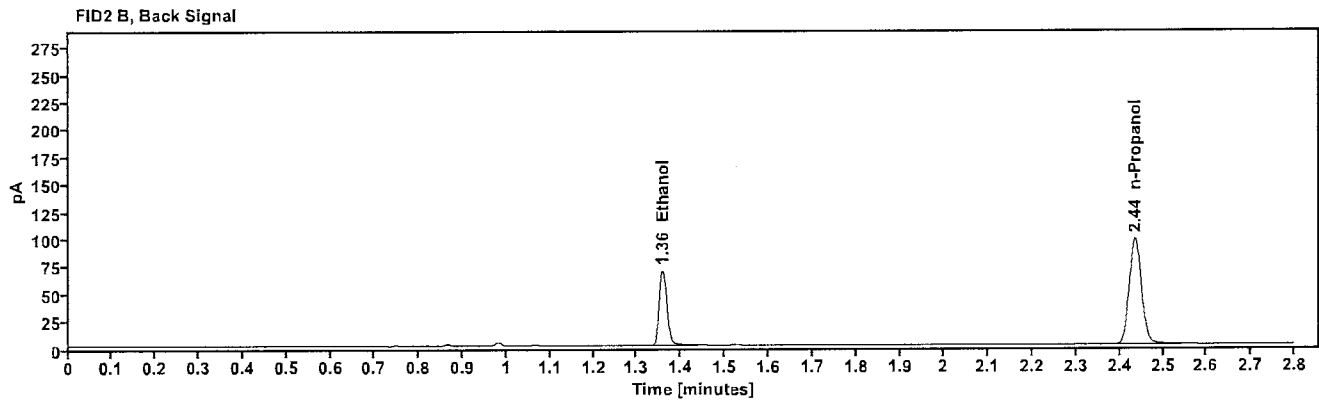
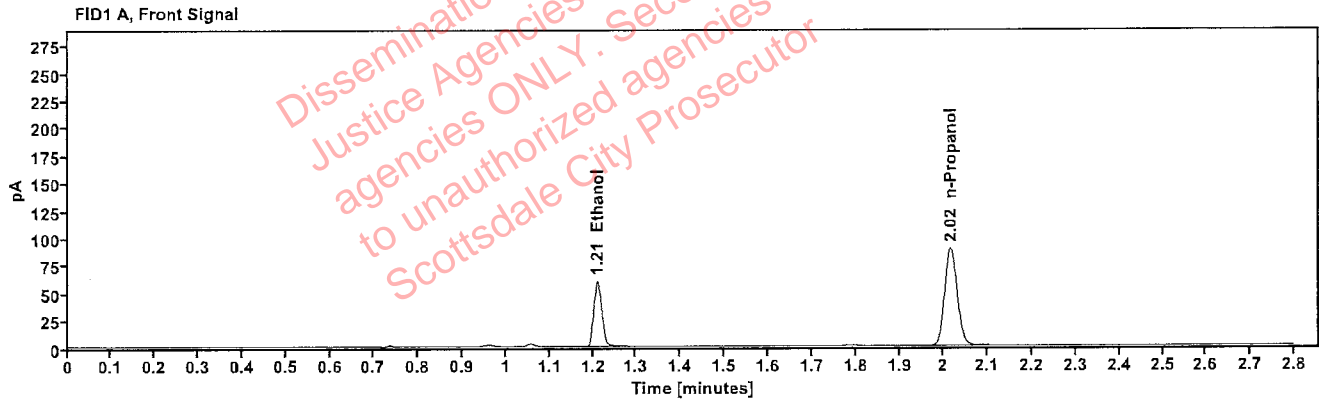


Table 1: FID 1 A (column DB-ALC1)

Compound	Amount (g/100mL)	Time (min)	Peak Area
>Ethanol	0.1166	1.210	76.672
n-Propanol	---	2.016	177.704

Table 2: FID 2 B (column DB-ALC2)

Compound	Time (min)	Peak Area
Ethanol	1.358	83.155
n-Propanol	2.436	192.436

: Abbott, Lori - (16-Feb-2023)

Case: [REDACTED] User: LAbbott 2/16/2023

Scottsdale Police Department Crime Lab Volatiles Analysis

Sample:	2302963-2	Vial:	67
Description:	[REDACTED]	LIMS ID:	[REDACTED]
Method:	ethanol quant.M	Sequence:	15Feb23
Instrument:	US14173023 CN14160045	Injection date:	2/15/2023 4:41:58 PM
Data file:	C:\Chem32\1\Data\15Feb23\67.D	Analyst:	Abbott

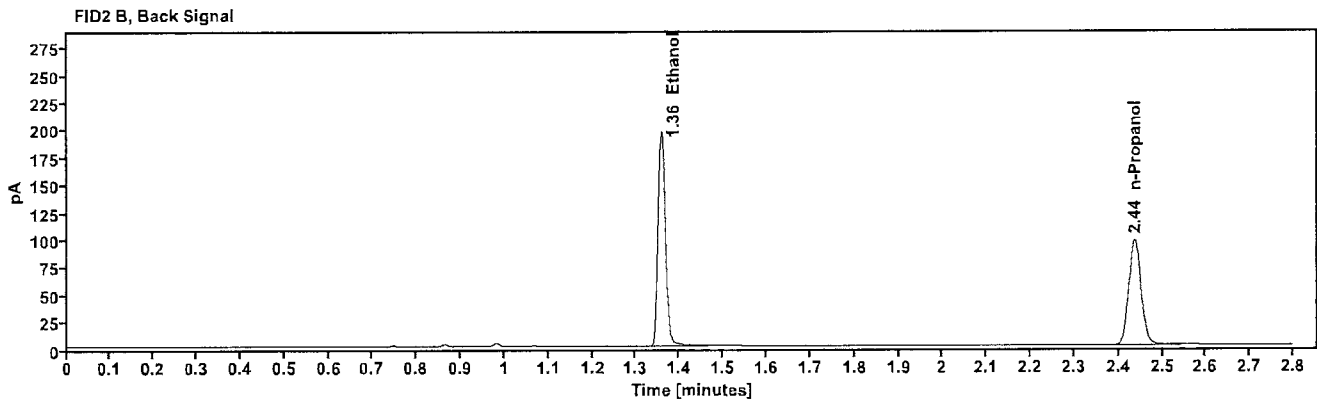
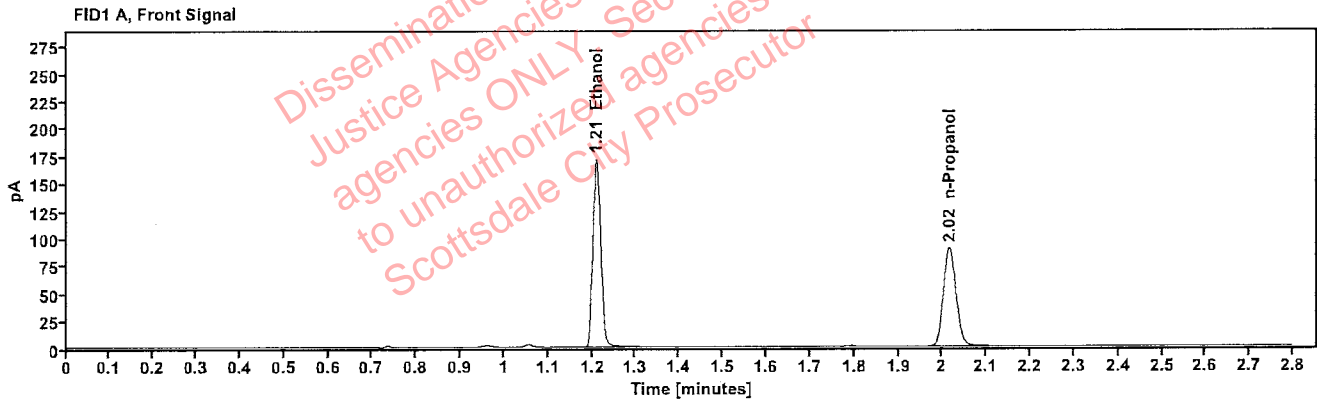


Table 1: FID 1 A (column DB-ALC1)

Compound	Amount (g/100mL)	Time (min)	Peak Area
>Ethanol	0.3292	1.210	217.748
n-Propanol	---	2.016	177.818

Table 2: FID 2 B (column DB-ALC2)

Compound	Time (min)	Peak Area
Ethanol	1.358	238.381
n-Propanol	2.437	192.167

[REDACTED]: Abbott, Lori - (16-Feb-2023)

Case: [REDACTED] User: LAbbott 2/16/2023

Scottsdale Police Department Crime Lab Volatiles Analysis

Sample:	2302963-2	Vial:	68
Description:	[REDACTED]	LIMS ID:	[REDACTED]
Method:	ethanol quant.M	Sequence:	15Feb23
Instrument:	US14173023 CN14160045	Injection date:	2/15/2023 4:45:59 PM
Data file:	C:\Chem32\1\Data\15Feb23\68.D	Analyst:	Abbott

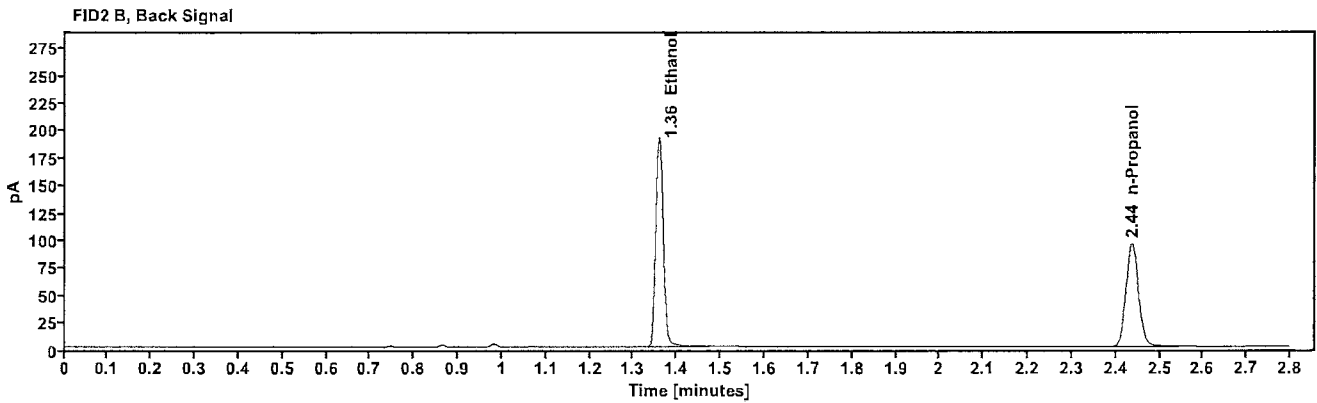
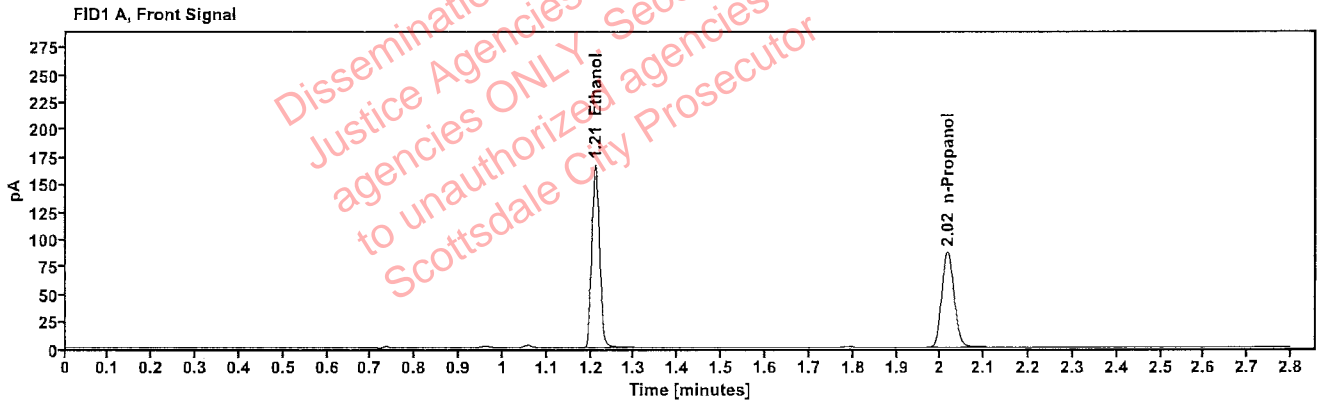


Table 1: FID 1 A (column DB-ALC1)

Compound	Amount (g/100mL)	Time (min)	Peak Area
>Ethanol	0.3295	1.210	212.949
n-Propanol	-----	2.017	173.745

Table 2: FID 2 B (column DB-ALC2)

Compound	Time (min)	Peak Area
Ethanol	1.359	233.239
n-Propanol	2.437	187.697

: Abbott, Lori - (16-Feb-2023)

Case: User: LAbbott 2/16/2023

Scottsdale Police Department Crime Lab Volatiles Analysis

Sample:	1432278	Vial:	69
Description:		LIMS ID:	
Method:	ethanol quant.M	Sequence:	15Feb23
Instrument:	US14173023 CN14160045	Injection date:	2/15/2023 4:49:58 PM
Data file:	C:\Chem32\1\Data\15Feb23\69.D	Analyst:	Abbott

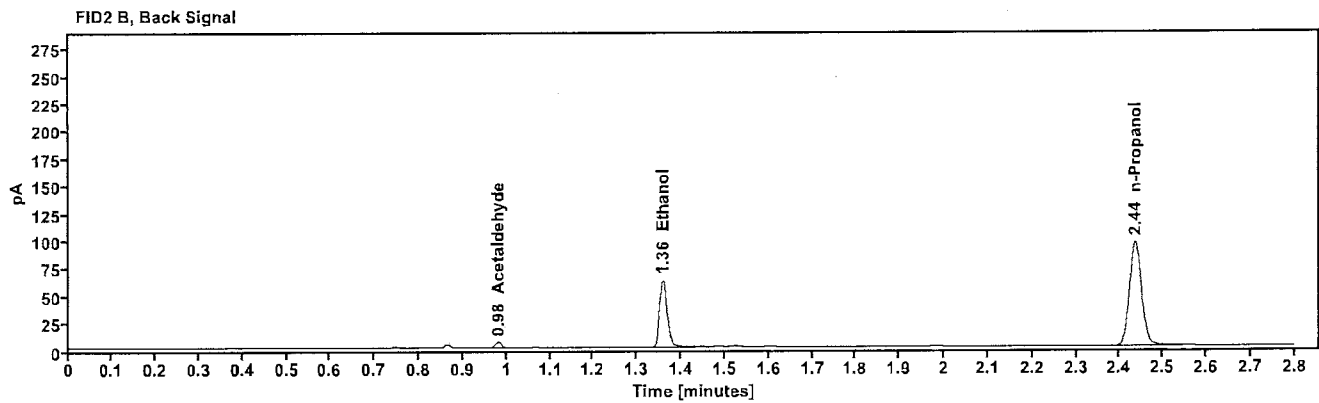
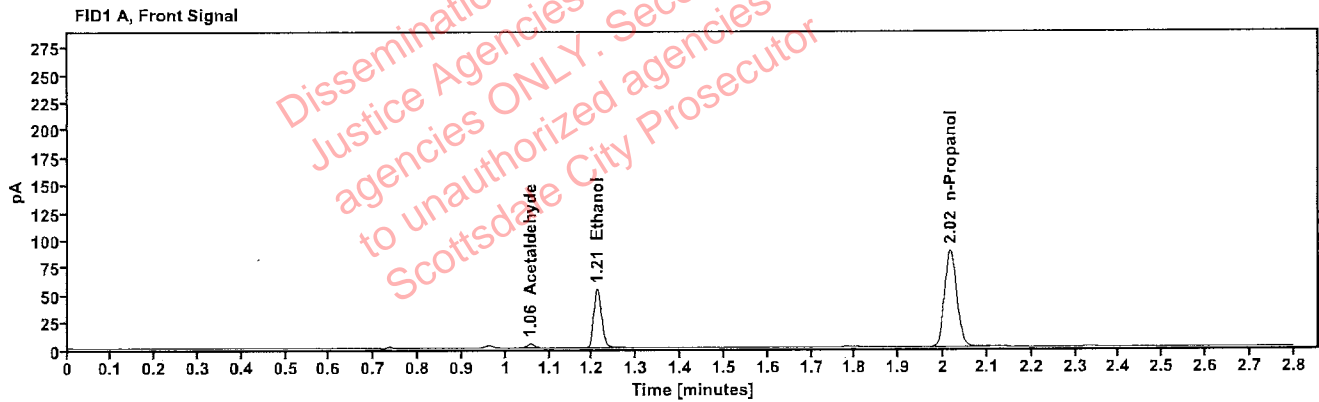


Table 1: FID 1 A (column DB-ALC1)

Compound	Amount (g/100mL)	Time (min)	Peak Area
Acetaldehyde	-----	1.056	4.359
>Ethanol	0.1065	1.211	68.998
n-Propanol	-----	2.016	175.311

Table 2: FID 2 B (column DB-ALC2)

Compound	Time (min)	Peak Area
Acetaldehyde	0.981	4.918
Ethanol	1.359	74.826
n-Propanol	2.436	189.972

: Abbott, Lori - (16-Feb-2023)

Case: User: LAbbott 2/16/2023

Scottsdale Police Department Crime Lab Volatiles Analysis

Sample:	1432278	Vial:	70
Description:		LIMS ID:	
Method:	ethanol quant.M	Sequence:	15Feb23
Instrument:	US14173023 CN14160045	Injection date:	2/15/2023 4:53:58 PM
Data file:	C:\Chem32\1\Data\15Feb23\70.D	Analyst:	Abbott

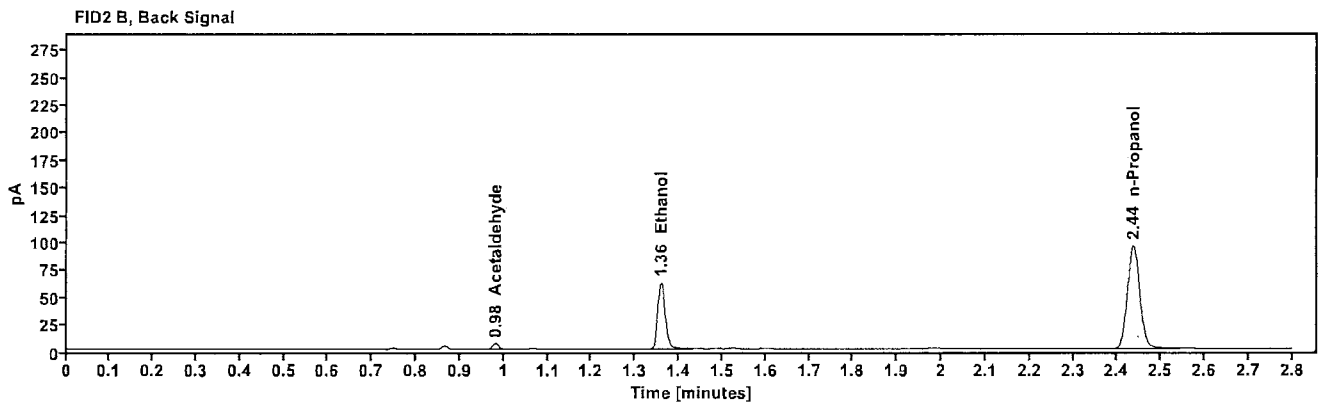
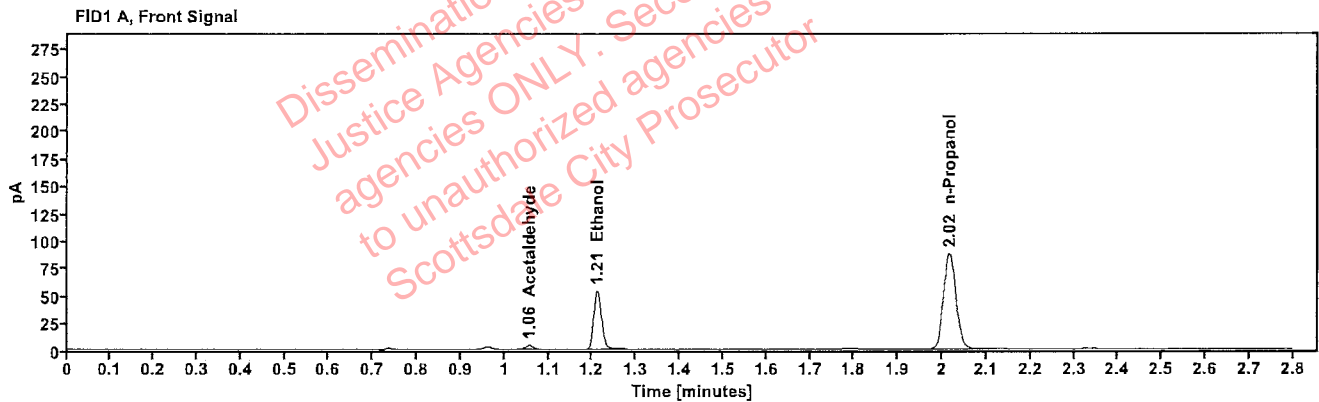


Table 1: FID 1 A (column DB-ALC1)

Compound	Amount (g/100mL)	Time (min)	Peak Area
Acetaldehyde	-----	1.056	4.279
>Ethanol	0.1063	1.211	68.455
n-Propanol	-----	2.016	174.242

Table 2: FID 2 B (column DB-ALC2)

Compound	Time (min)	Peak Area
Acetaldehyde	0.981	4.801
Ethanol	1.359	74.488
n-Propanol	2.436	188.749

[REDACTED]: Abbott, Lori - (16-Feb-2023)

Case: [REDACTED] User: LAbbott 2/16/2023

Scottsdale Police Department Crime Lab Volatiles Analysis

Sample:	2303021-2	Vial:	71
Description:	[REDACTED]	LIMS ID:	[REDACTED]
Method:	ethanol quant.M	Sequence:	15Feb23
Instrument:	US14173023 CN14160045	Injection date:	2/15/2023 4:57:59 PM
Data file:	C:\Chem32\1\Data\15Feb23\71.D	Analyst:	Abbott

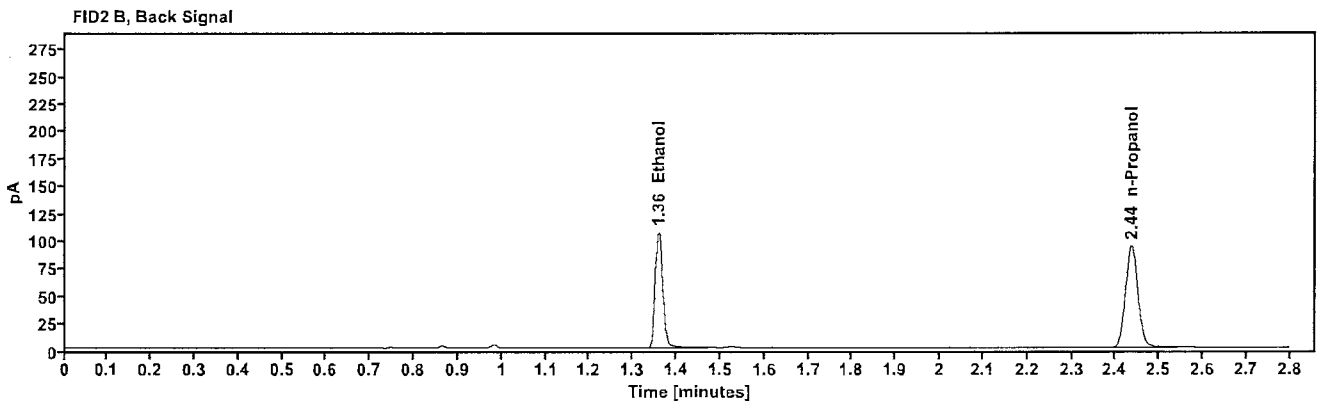
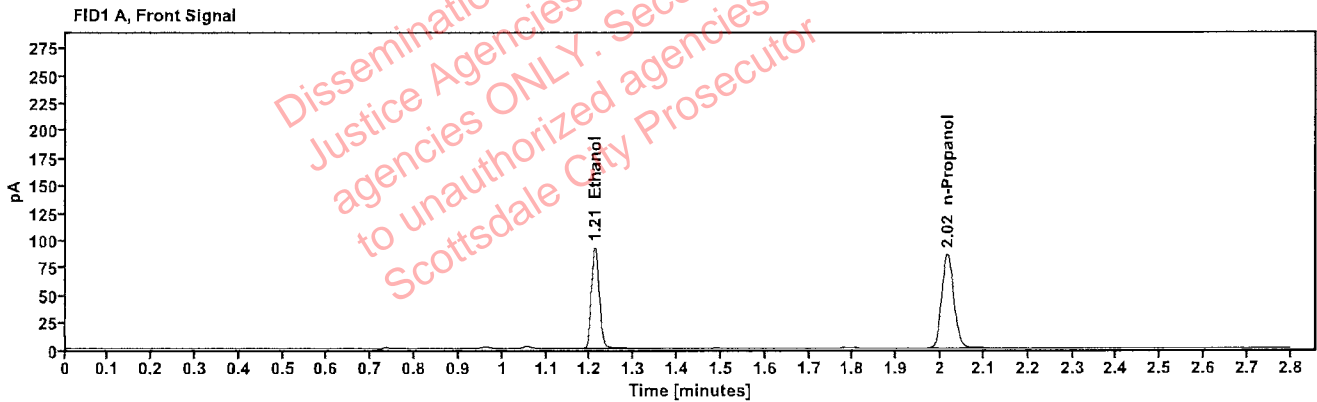


Table 1: FID 1 A (column DB-ALC1)

Compound	Amount (g/100mL)	Time (min)	Peak Area
>Ethanol	0.1854	1.211	118.090
n-Propanol	-----	2.016	171.685

Table 2: FID 2 B (column DB-ALC2)

Compound	Time (min)	Peak Area
Ethanol	1.358	129.165
n-Propanol	2.436	185.409

: Abbott, Lori - (16-Feb-2023)

Case: User: LAbbott 2/16/2023

Scottsdale Police Department Crime Lab Volatiles Analysis

Sample:	2303021-2	Vial:	72
Description:		LIMS ID:	
Method:	ethanol quant.M	Sequence:	15Feb23
Instrument:	US14173023 CN14160045	Injection date:	2/15/2023 5:01:59 PM
Data file:	C:\Chem32\1\Data\15Feb23\72.D	Analyst:	Abbott

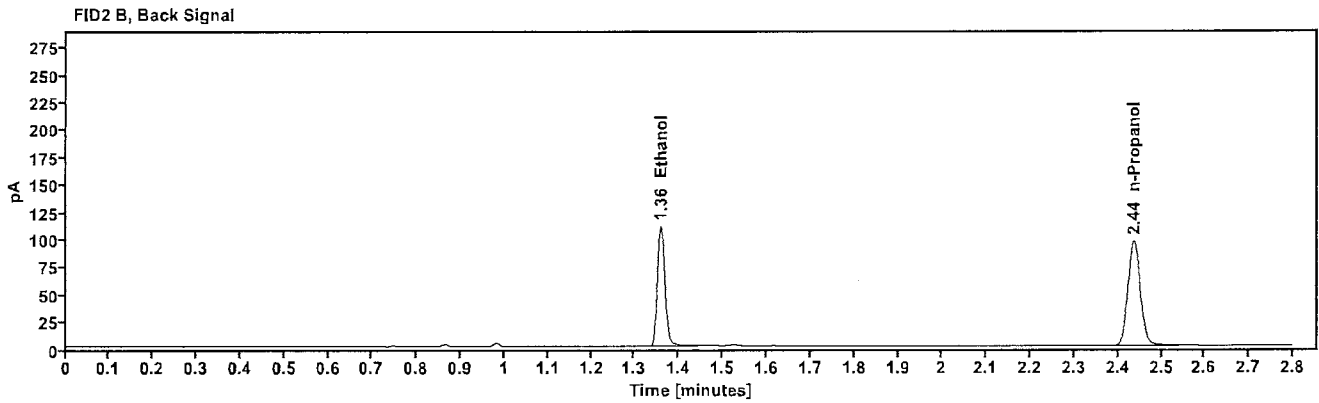
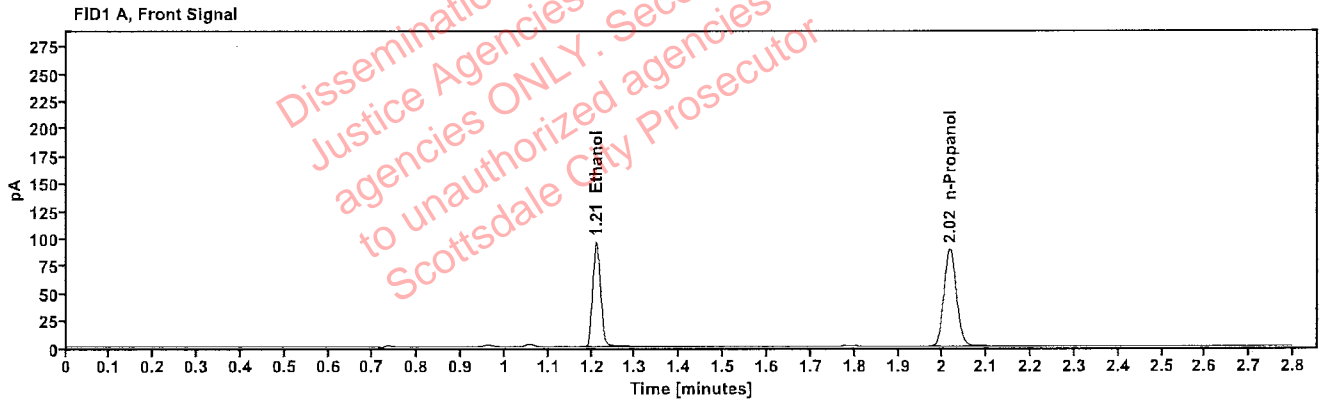


Table 1: FID 1 A (column DB-ALC1)

Compound	Amount (g/100mL)	Time (min)	Peak Area
>Ethanol	0.1869	1.211	122.452
n-Propanol	-----	2.016	176.551

Table 2: FID 2 B (column DB-ALC2)

Compound	Time (min)	Peak Area
Ethanol	1.359	133.427
n-Propanol	2.437	190.810

[REDACTED]: Abbott, Lori - (16-Feb-2023)

Case: [REDACTED] User: LAbbott 2/16/2023

Scottsdale Police Department Crime Lab Volatiles Analysis

Sample:	2303026-1	Vial:	73
Description:	[REDACTED]	LIMS ID:	[REDACTED]
Method:	ethanol quant.M	Sequence:	15Feb23
Instrument:	US14173023 CN14160045	Injection date:	2/15/2023 5:06:13 PM
Data file:	C:\Chem32\1\Data\15Feb23\73.D	Analyst:	Abbott

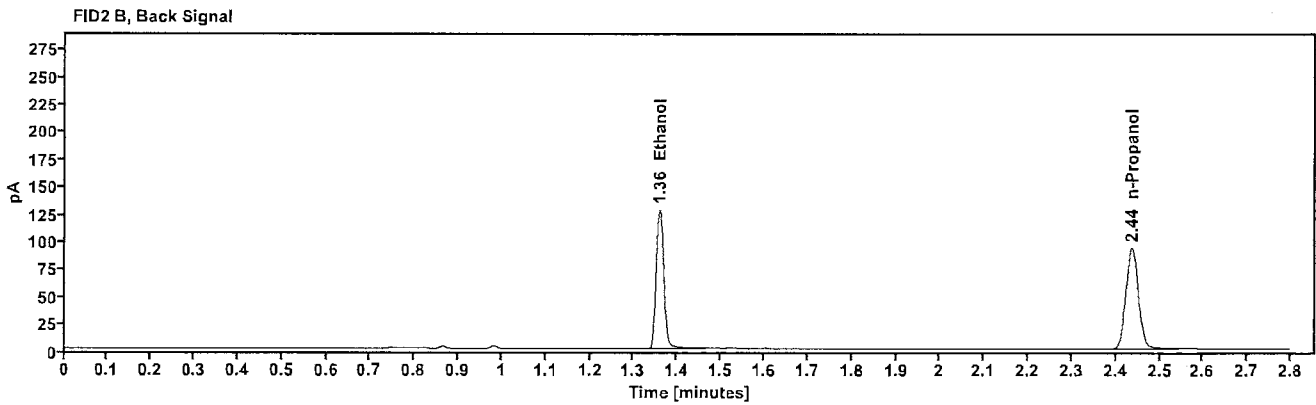
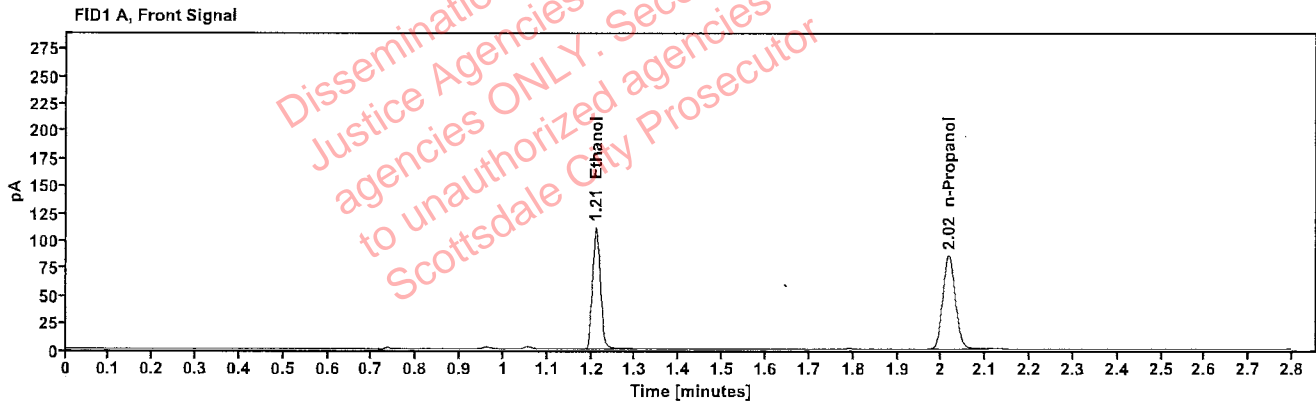


Table 1: FID 1 A (column DB-ALC1)

Compound	Amount (g/100mL)	Time (min)	Peak Area
>Ethanol	0.2238	1.210	141.664
n-Propanol	---	2.016	170.389

Table 2: FID 2 B (column DB-ALC2)

Compound	Time (min)	Peak Area
Ethanol	1.359	154.808
n-Propanol	2.436	184.213

[REDACTED]: Abbott, Lori - (16-Feb-2023)

Case: [REDACTED] User: LAbbott 2/16/2023

Scottsdale Police Department Crime Lab Volatiles Analysis

Sample:	2303026-1	Vial:	74
Description:	[REDACTED]	LIMS ID:	[REDACTED]
Method:	ethanol quant.M	Sequence:	15Feb23
Instrument:	US14173023 CN14160045	Injection date:	2/15/2023 5:10:13 PM
Data file:	C:\Chem32\1\Data\15Feb23\74.D	Analyst:	Abbott

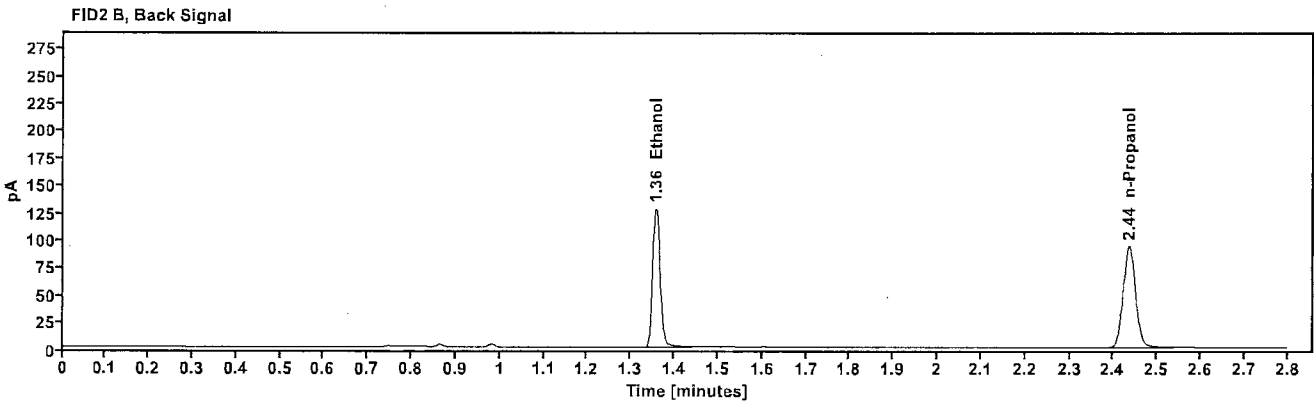
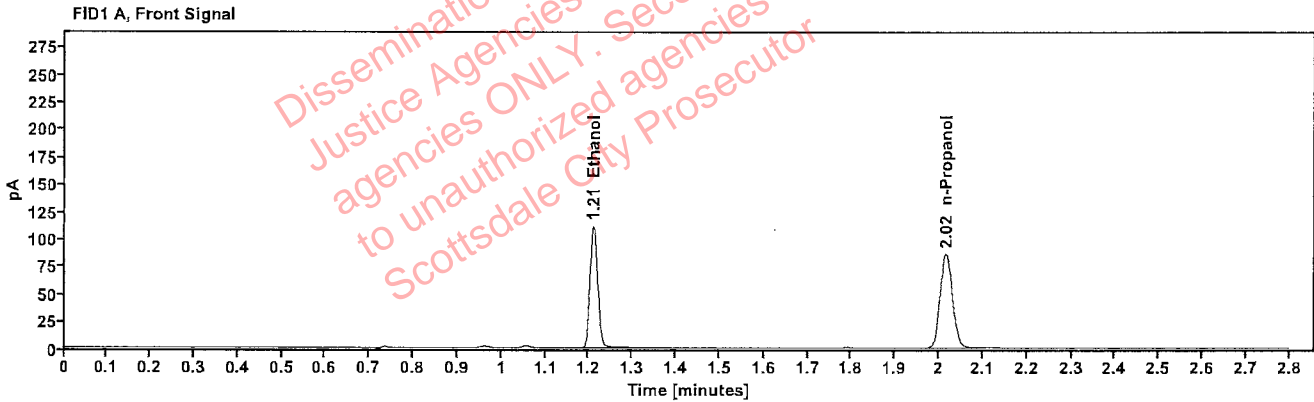


Table 1: FID 1 A (column DB-ALC1)

Compound	Amount (g/100mL)	Time (min)	Peak Area
>Ethanol	0.2229	1.210	141.525
n-Propanol	-----	2.016	170.967

Table 2: FID 2 B (column DB-ALC2)

Compound	Time (min)	Peak Area
Ethanol	1.358	154.172
n-Propanol	2.436	184.728