

# SCOTTSDALE POLICE DEPARTMENT CRIME LABORATORY BLOOD ALCOHOL FACE SHEET

ANALYSIS DATE 10/9/2018 SEQUENCE NAME 9Oct18

**EQUIPMENT**

Pipettor  Hamilton ML600EH7497  Hamilton ML600GJ10749  
 Gas Chromatograph  Agilent US14173023

**INSTRUMENT CALIBRATION**

Vial 1 0.02 calibrator Lot FN03241604 Coefficient of determination (r<sup>2</sup>)  
 Vial 2 0.10 calibrator Lot FN06181501 0.99995  
 Vial 3 0.20 calibrator Lot FN07201502  
 Vial 4 0.40 calibrator Lot FN11191402

**CALIBRATION VERIFICATION AND RESOLUTION TEST**

Vial	Sample	Expected result	Measured result	Manufacturer/lot
5	Blank	Not detected	Not detected	SPD lab 081418
6	Volatiles mixture	6 compounds	6 compounds	SPD lab 020917WLA
7	Aqueous control	0.400 g/dL	0.398 g/dL	Lipomed 08012015-C
8	Aqueous control	0.040 g/dL	0.040 g/dL	Lipomed 09022015-A
9	Blood control	0.198 g/dL	0.200 g/dL	ACQ 407041529/3
20	Aqueous control	0.080 g/dL	0.080 g/dL	Lipomed 28082014-B
31	Aqueous control	0.150 g/dL	0.151 g/dL	Lipomed 09022015-C
42	Blood control	0.198 g/dL	0.200 g/dL	ACQ 407041529/3
53	Aqueous control	0.080 g/dL	0.081 g/dL	Lipomed 28082014-B
64	Aqueous control	0.150 g/dL	0.152 g/dL	Lipomed 09022015-C
75	Aqueous control	0.400 g/dL	0.404 g/dL	Lipomed 08012015-C
76	Aqueous control	0.040 g/dL	0.040 g/dL	Lipomed 09022015-A
77	Blood control	0.198 g/dL	0.199 g/dL	ACQ 407041529/3
78	Blank	Not detected	Not detected	SPD lab 081418

**SUBJECT SAMPLES**

Subjects in the sequence 30 Subjects requiring reanalysis 0

ADDITIONAL NOTES: All testing proceeded as expected.  
 \_\_\_\_\_  
 \_\_\_\_\_  
 \_\_\_\_\_

Run valid  Run invalid  WAB570 10/10/18 Analyst  
 Run valid  Run invalid  KOSECKI 10/10/18 Technical Reviewer

# Scottsdale Police Department Crime Laboratory Sequence Quality Assurance Summary

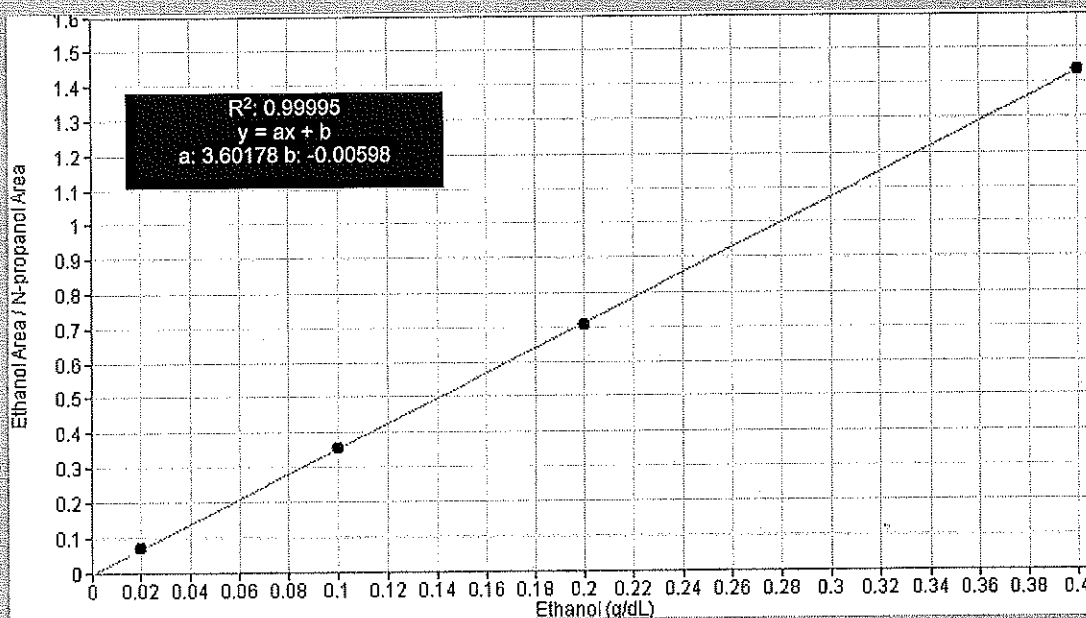
SEQUENCE NAME: 9Oct18

ANALYST: Adrian WA

Sample Name	Vial	Measured Value (g/dL)	Expected Value (g/dL)	Percent Difference	Absolute Difference (g/dL)
blank 081418	5	negative	negative	-	-
0.400 Lipomed 08012015-C	7	0.398	0.400	0.50	-0.002
0.040 Lipomed 09022015-A	8	0.040	0.040	0.00	0.000
0.198 ACQ 407041529/3	9	0.200	0.198	1.01	0.002
0.080 Lipomed 28082014-B	20	0.080	0.080	0.00	0.000
0.150 Lipomed 09022015-C	31	0.151	0.150	0.67	0.001
0.198 ACQ 407041529/3	42	0.200	0.198	1.01	0.002
0.080 Lipomed 28082014-B	53	0.081	0.080	1.25	0.001
0.150 Lipomed 09022015-C	64	0.152	0.150	1.33	0.002
0.40 Lipomed 08012015-C	75	0.404	0.400	1.00	0.004
0.04 Lipomed 09022015-A	76	0.040	0.040	0.00	0.000
0.198 ACQ 407041529/3	77	0.199	0.198	0.51	0.001
blank 081418	78	negative	negative	-	-

Calibrator	Ethanol Area	N-propanol Area	Ratio
0.020	12.337	177.349	0.070
0.100	60.431	171.036	0.353
0.200	121.565	171.448	0.709
0.400	246.765	171.669	1.437

### Calibration Line



# Scottsdale Police Department Crime Lab Volatiles Analysis

WA

Sample: 0.020 Cerilliant FN03241604	Item number:
Injection date: 10/9/2018 4:49:03 PM	Vial: 1
Method: ethanol quant.M	Sequence: 9Oct18
Instrument: US14173023 CN14160045	Analyst: Adrian
Data file: C:\Chem32\1\Data\9Oct18\1.D	

Dissemination is restricted to Criminal Justice Agencies and authorized agencies ONLY. Secondary dissemination to unauthorized agencies is PROHIBITED. Scottsdale City Prosecutor

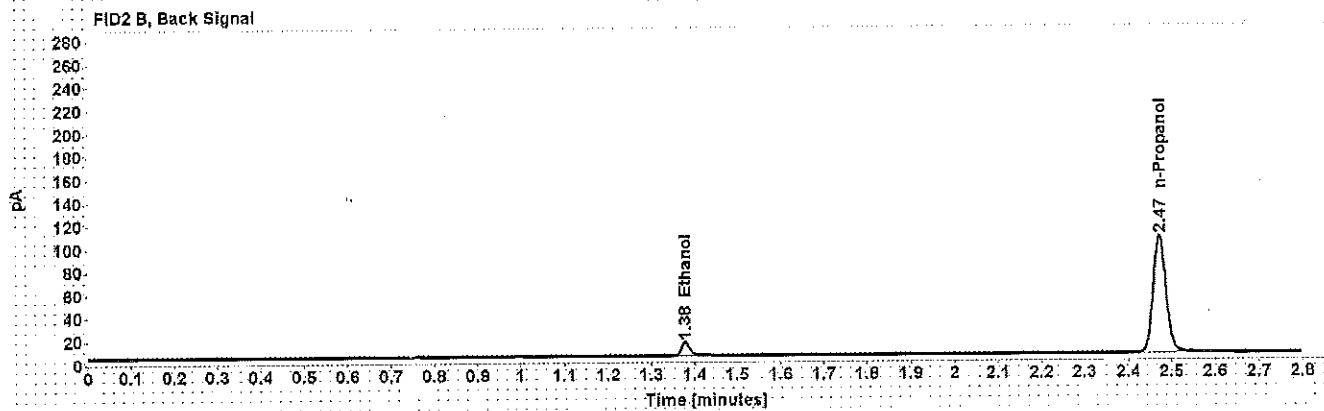
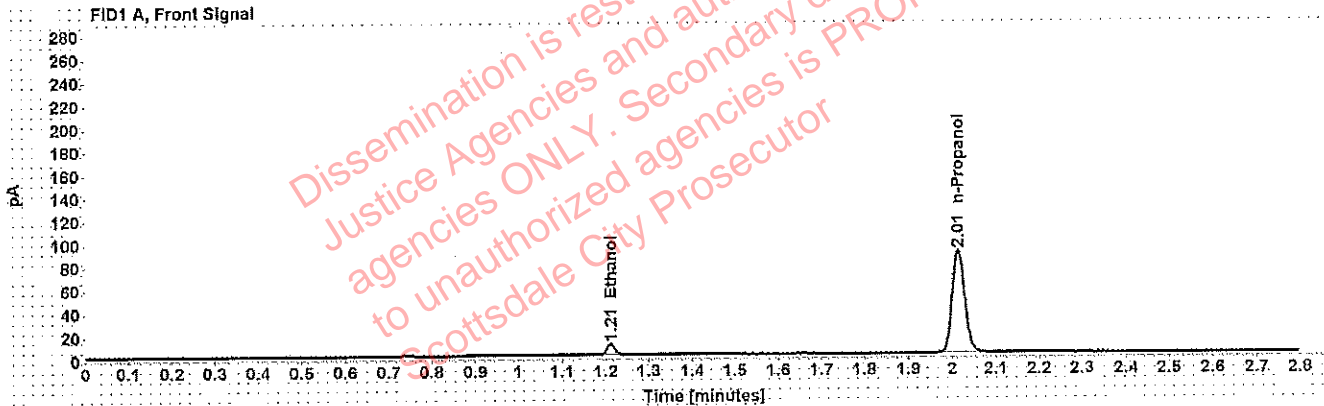


Table 1: FID 1 A (column DB-ALC1)

Compound	Time (min)	Peak Area
Ethanol	1.211	12.337
n-Propanol	2.014	177.349

Table 2: FID 2 B (column DB-ALC2)

Compound	Time (min)	Peak Area
Ethanol	1.378	14.801
n-Propanol	2.472	208.233

# Scottsdale Police Department Crime Lab Volatiles Analysis

WA

Sample: 0.100 Cerilliant FN06181501	Item number:
Injection date: 10/9/2018 4:53:03 PM	Vial: 2
Method: ethanol quant.M	Sequence: 9Oct18
Instrument: US14173023 CN14160045	Analyst: Adrian
Data file: C:\Chem32\1\Data\9Oct18\2.D	

Dissemination is restricted to Criminal Justice Agencies and authorized NCJ-C.J. agencies ONLY. Secondary dissemination to unauthorized agencies is PROHIBITED. Scottsdale City Prosecutor

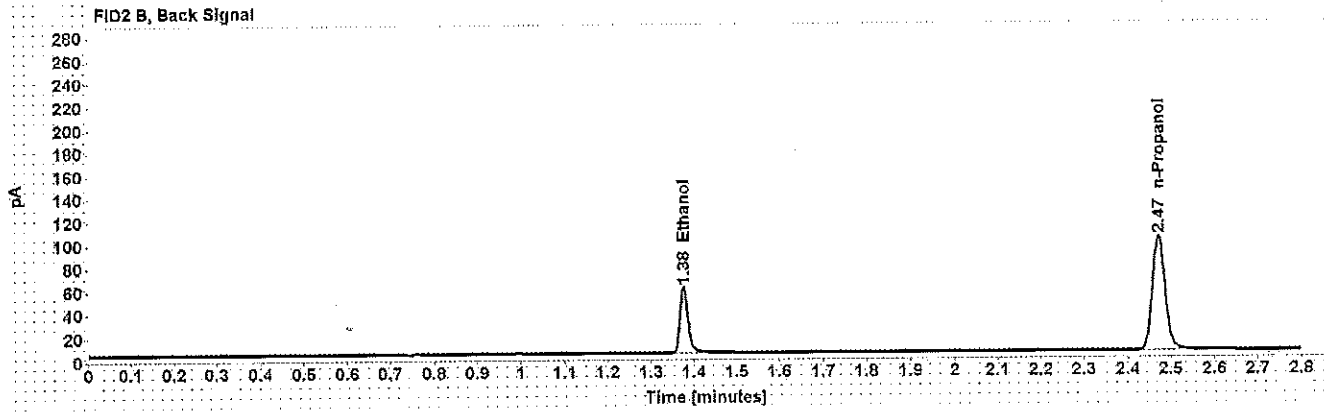
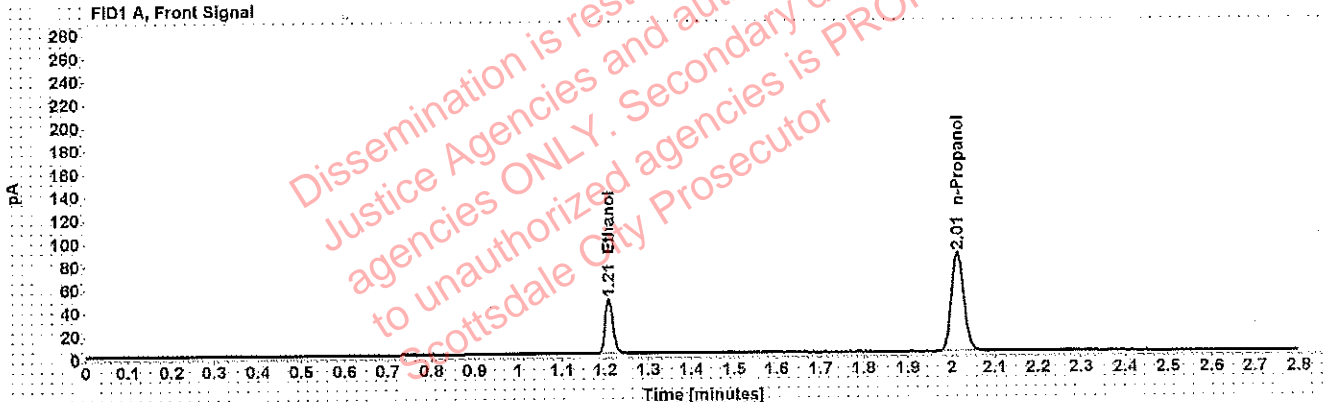


Table 1: FID 1 A (column DB-ALC1)

Compound	Time (min)	Peak Area
Ethanol	1.209	60.431
n-Propanol	2.014	171.036

Table 2: FID 2 B (column DB-ALC2)

Compound	Time (min)	Peak Area
Ethanol	1.376	73.702
n-Propanol	2.471	202.161

# Scottsdale Police Department Crime Lab Volatiles Analysis

W4

<b>Sample:</b> 0.200 Cerilliant FN07201502	<b>Item number:</b>
<b>Injection date:</b> 10/9/2018 4:57:03 PM	<b>Vial:</b> 3
<b>Method:</b> ethanol quant.M	<b>Sequence:</b> 9Oct18
<b>Instrument:</b> US14173023 CN14160045	<b>Analyst:</b> Adrian
<b>Data file:</b> C:\Chem32\1\Data\9Oct18\3.D	

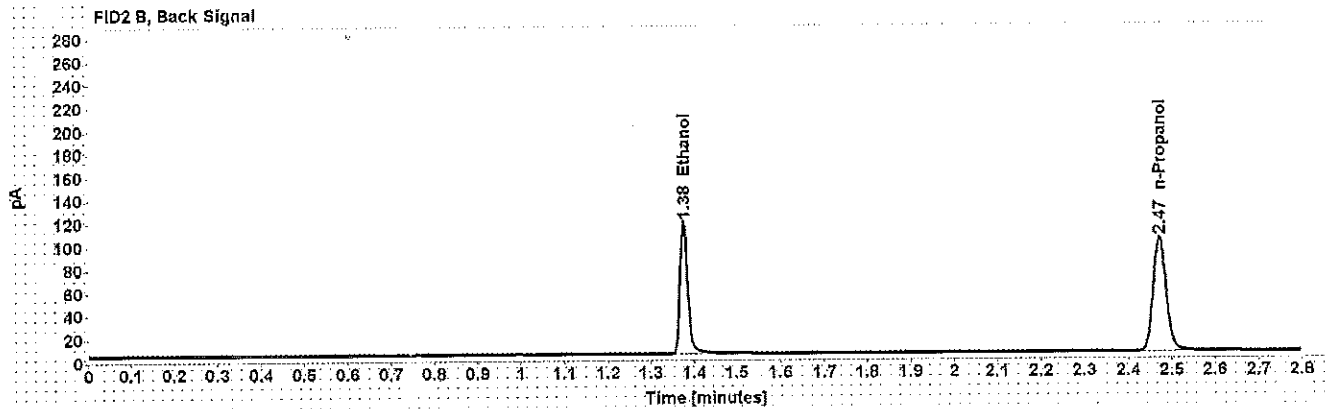
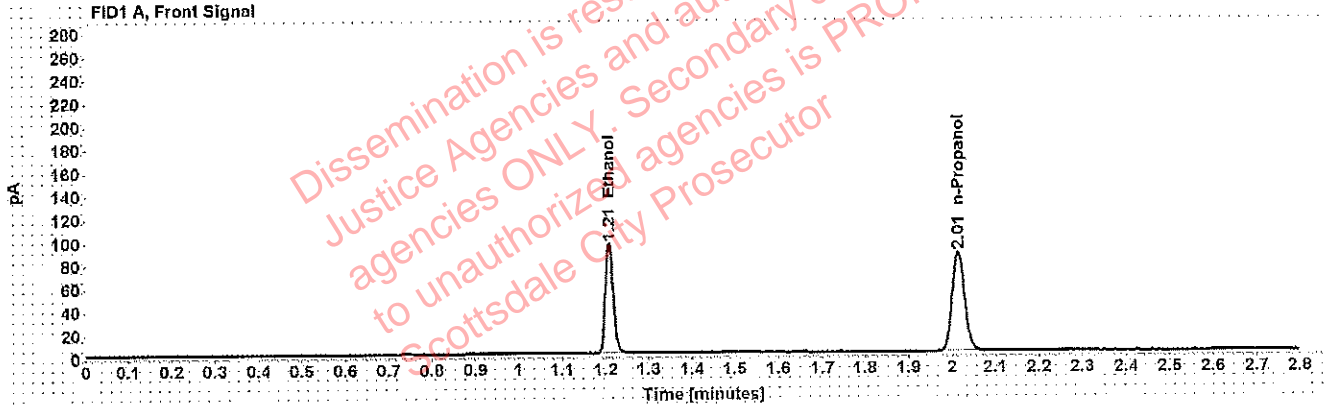


Table 1: FID 1 A (column DB-ALC1)

Compound	Time (min)	Peak Area
Ethanol	1.208	121.565
n-Propanol	2.014	171.448

Table 2: FID 2 B (column DB-ALC2)

Compound	Time (min)	Peak Area
Ethanol	1.376	148.088
n-Propanol	2.471	203.086

# Scottsdale Police Department Crime Lab Volatiles Analysis

WNA

<b>Sample:</b> 0.400 Cerilliant FN11191402	<b>Item number:</b>
<b>Injection date:</b> 10/9/2018 5:01:03 PM	<b>Vial:</b> 4
<b>Method:</b> ethanol quant.M	<b>Sequence:</b> 9Oct18
<b>Instrument:</b> US14173023 CN14160045	<b>Analyst:</b> Adrian
<b>Data file:</b> C:\Chem32\1\Data\9Oct18\4.D	

Dissemination is restricted to Criminal Justice Agencies and authorized NCI-C.J. agencies ONLY. Secondary dissemination to unauthorized agencies is PROHIBITED. Scottsdale City Prosecutor

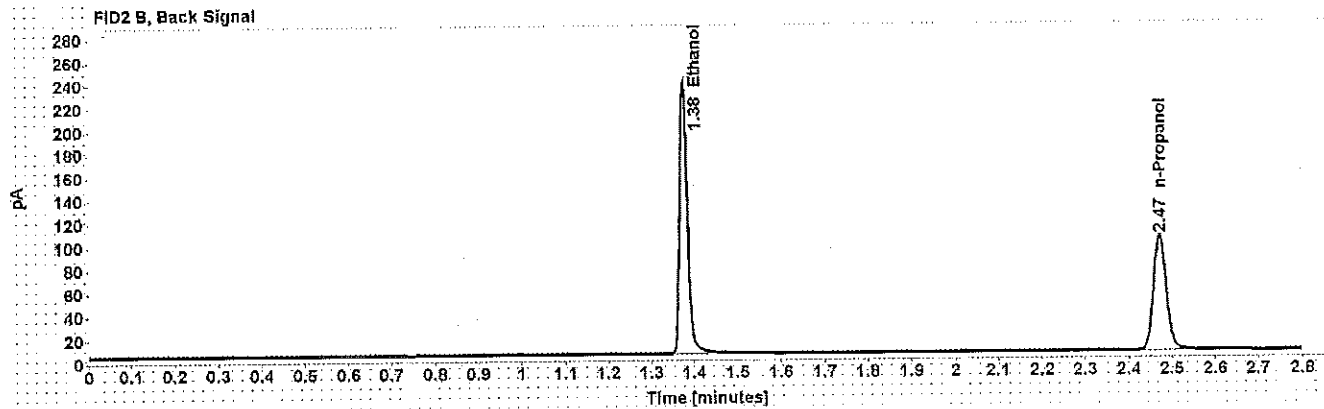
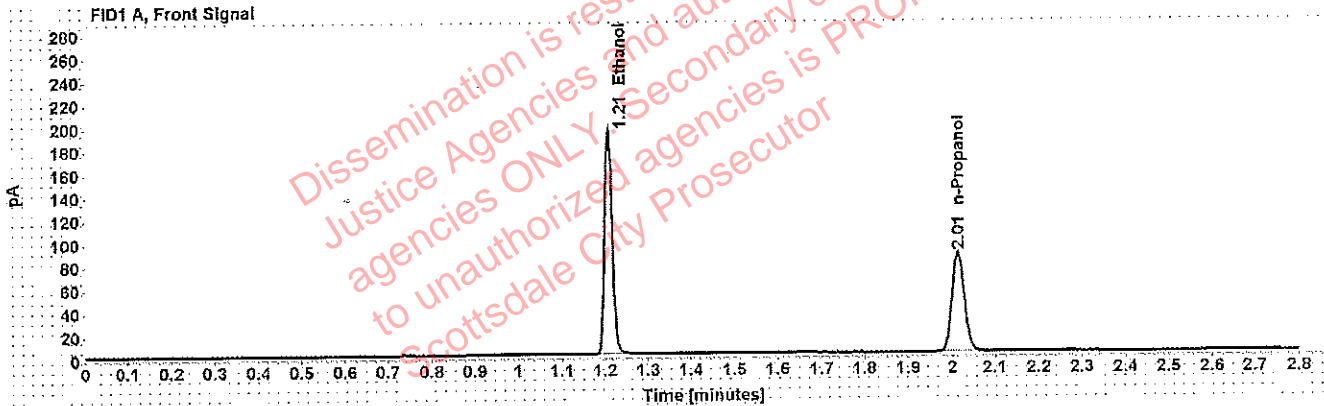


Table 1: FID 1 A (column DB-ALC1)

Compound	Time (min)	Peak Area
Ethanol	1.208	246.765
n-Propanol	2.014	171.669

Table 2: FID 2 B (column DB-ALC2)

Compound	Time (min)	Peak Area
Ethanol	1.376	302.637
n-Propanol	2.472	203.327

# Scottsdale Police Department Crime Lab Volatiles Analysis

WM

Sample: blank 081418	Item number:
Injection date: 10/9/2018 5:05:03 PM	Vial: 5
Method: ethanol quant.M	Sequence: 9Oct18
Instrument: US14173023 CN14160045	Analyst: Adrian
Data file: C:\Chem32\1\Data\9Oct18\5.D	

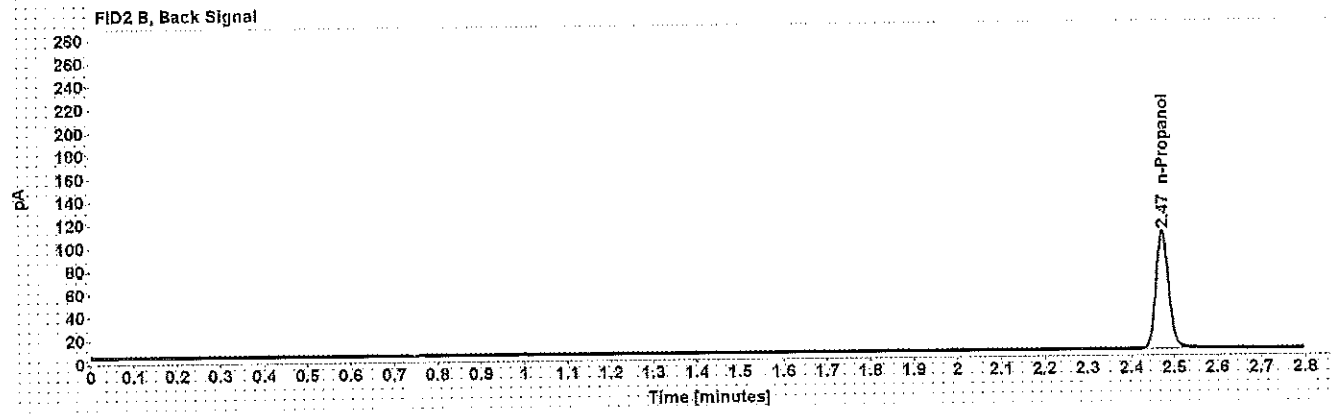
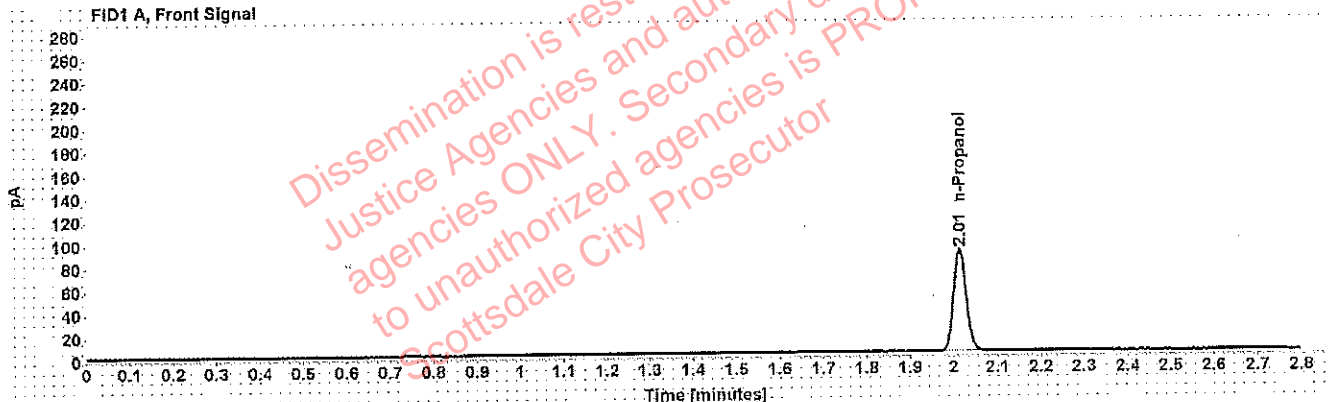


Table 1: FID 1 A (column DB-ALC1)

Compound	Amount (g/100mL)	Time (min)	Peak Area
n-Propanol	-----	2.014	177.082

Table 2: FID 2 B (column DB-ALC2)

Compound	Time (min)	Peak Area
n-Propanol	2.472	209.507



# Scottsdale Police Department Crime Lab Volatiles Analysis

WVA

Sample: volatiles mix 020917 WLA	Item number:
Injection date: 10/9/2018 5:09:03 PM	Vial: 6
Method: ethanol quant.M	Sequence: 9Oct18
Instrument: US14173023 CN14160045	Analyst: Adrian
Data file: C:\Chem32\1\Data\9Oct18\6.D	

Dissemination is restricted to Criminal Justice Agencies and authorized Non-C.J. agencies ONLY. Secondary dissemination to unauthorized agencies is PROHIBITED  
Scottsdale City Prosecutor

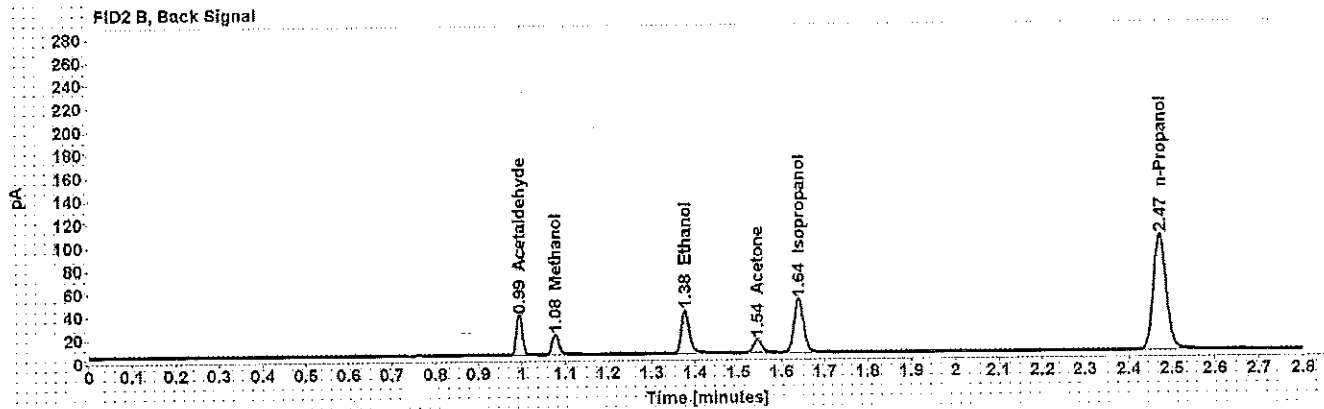
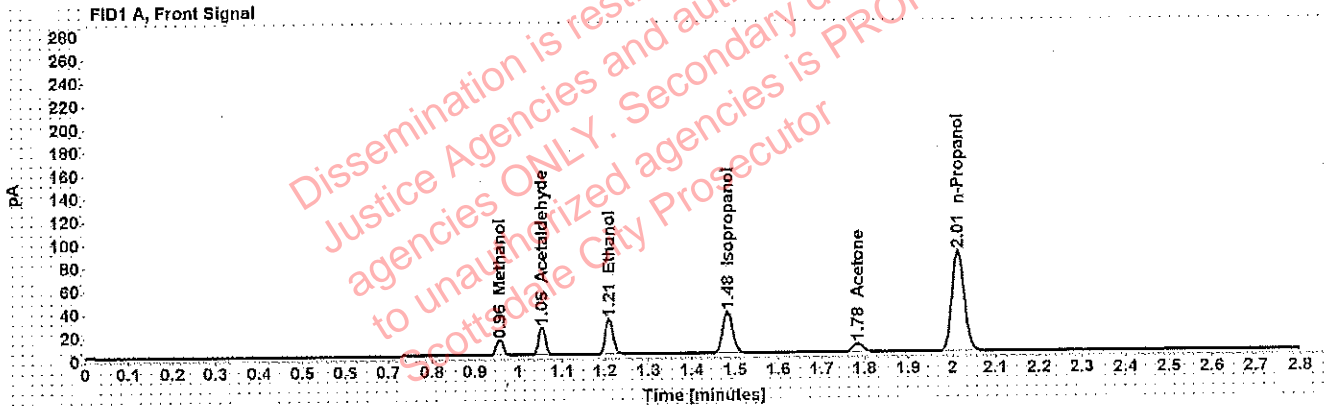


Table 1: FID 1 A (column DB-ALC1)

Compound	Amount (g/100mL)	Time (min)	Peak Area
Methanol	-----	0.956	14.932
Acetaldehyde	-----	1.054	26.000
>Ethanol	0.0646	1.210	39.313
Isopropanol	-----	1.483	57.961
Acetone	-----	1.784	12.763
n-Propanol	-----	2.014	173.428

Table 2: FID 2 B (column DB-ALC2)

Compound	Time (min)	Peak Area
Acetaldehyde	0.994	33.582
Methanol	1.078	18.832
Ethanol	1.377	47.687
Acetone	1.544	14.683
Isopropanol	1.639	71.278
n-Propanol	2.472	206.051



# Scottsdale Police Department Crime Lab Volatiles Analysis

WAA

Sample: 0.400 Lipomed 08012015-C	Item number:
Injection date: 10/9/2018 5:13:18 PM	Vial: 7
Method: ethanol quant.M	Sequence: 9Oct18
Instrument: US14173023 CN14160045	Analyst: Adrian
Data file: C:\Chem32\1\Data\9Oct18\7.D	

Dissemination is restricted to Criminal Justice Agencies and authorized NCJ-C.J. agencies ONLY. Secondary dissemination to unauthorized agencies is PROHIBITED. Scottsdale City Prosecutor

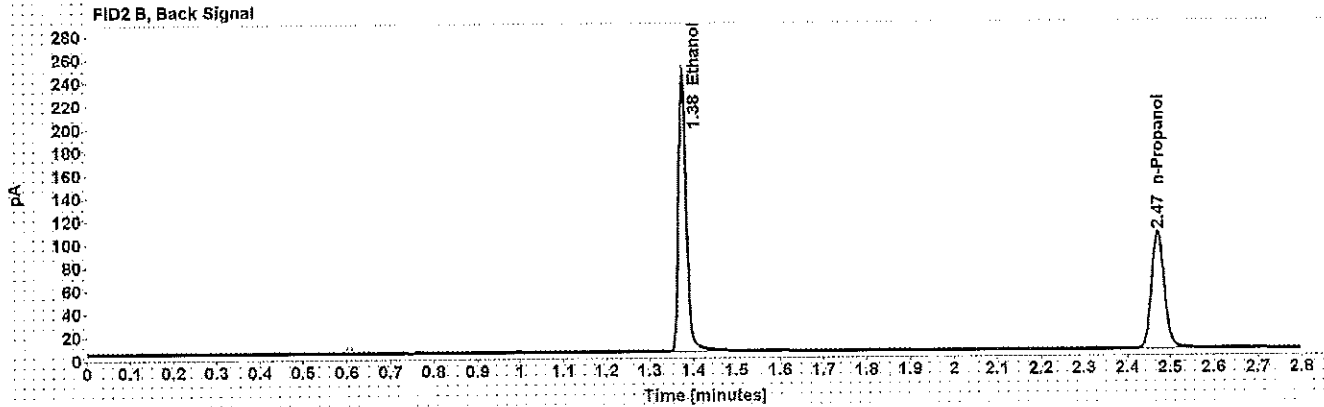
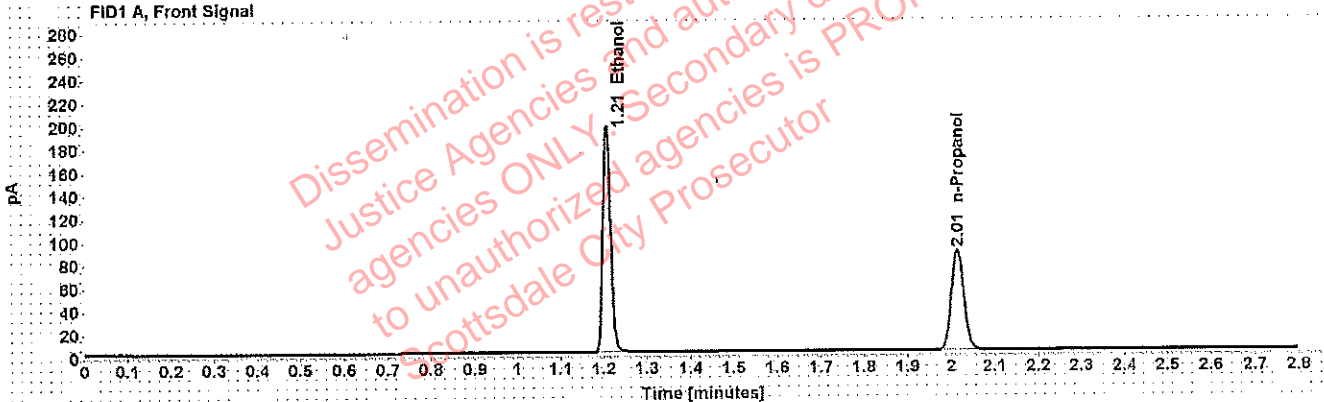


Table 1: FID 1 A (column DB-ALC1)

Compound	Amount (g/100mL)	Time (min)	Peak Area
>Ethanol	0.3989	1.207	250.092
n-Propanol	-----	2.014	174.781

Table 2: FID 2 B (column DB-ALC2)

Compound	Time (min)	Peak Area
Ethanol	1.375	306.552
n-Propanol	2.471	207.862

# Scottsdale Police Department Crime Lab Volatiles Analysis

WA

Sample: 0.040 Lipomed 09022015-A	Item number:
Injection date: 10/9/2018 5:17:18 PM	Vial: 8
Method: ethanol quant.M	Sequence: 9Oct18
Instrument: US14173023 CN14160045	Analyst: Adrian
Data file: C:\Chem32\1\Data\9Oct18\8.D	

Dissemination is restricted to Criminal Justice Agencies and authorized DOJ-C.J. agencies ONLY. Secondary dissemination to unauthorized agencies is PROHIBITED. Scottsdale City Prosecutor

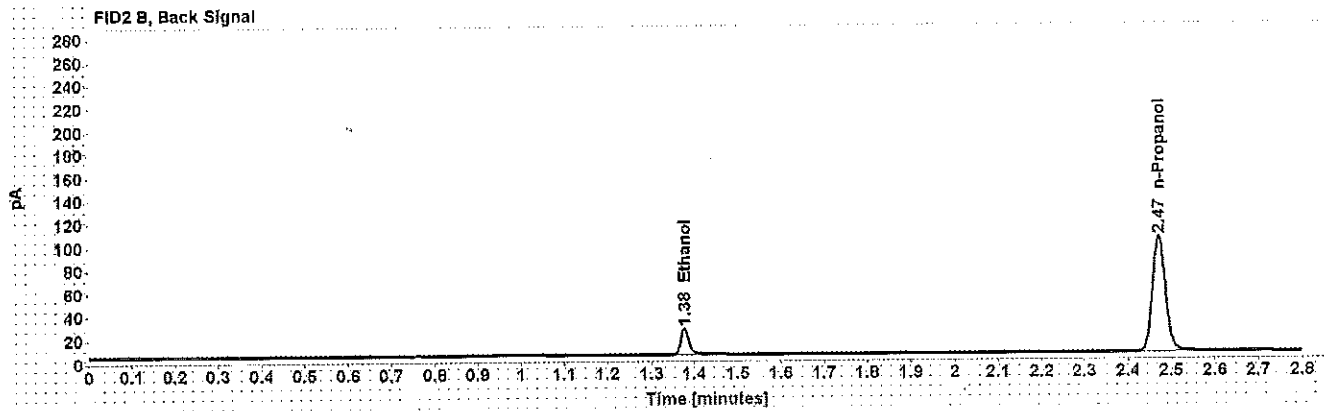
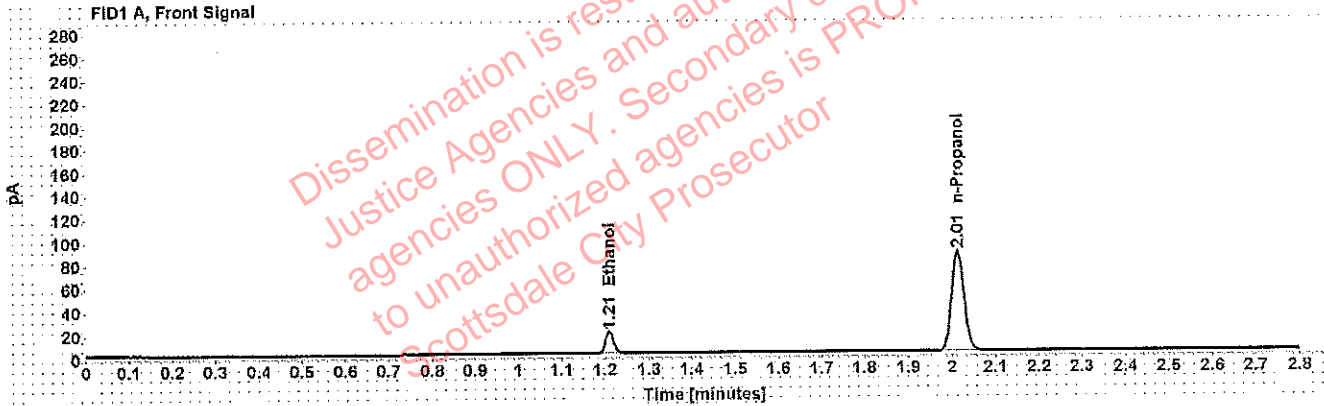


Table 1: FID 1 A (column DB-ALC1)

Compound	Amount (g/100mL)	Time (min)	Peak Area
>Ethanol	0.0404	1.210	24.054
n-Propanol	-----	2.014	172.218

Table 2: FID 2 B (column DB-ALC2)

Compound	Time (min)	Peak Area
Ethanol	1.377	29.187
n-Propanol	2.472	204.154

# Scottsdale Police Department Crime Lab Volatiles Analysis

MA

Sample: 0.198 ACQ 407041529/3	Item number:
Injection date: 10/9/2018 5:21:18 PM	Vial: 9
Method: ethanol quant.M	Sequence: 9Oct18
Instrument: US14173023 CN14160045	Analyst: Adrian
Data file: C:\Chem32\1\Data\9Oct18\9.D	

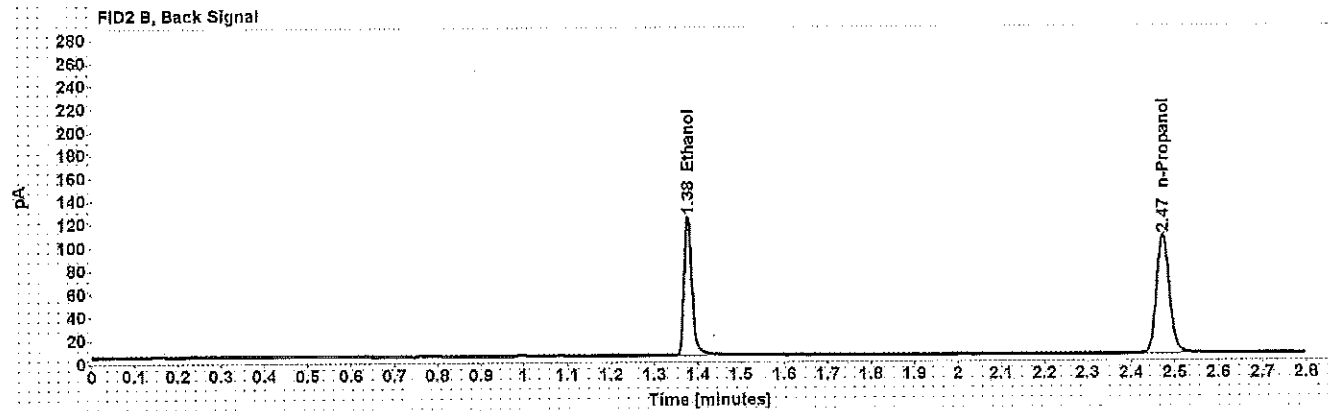
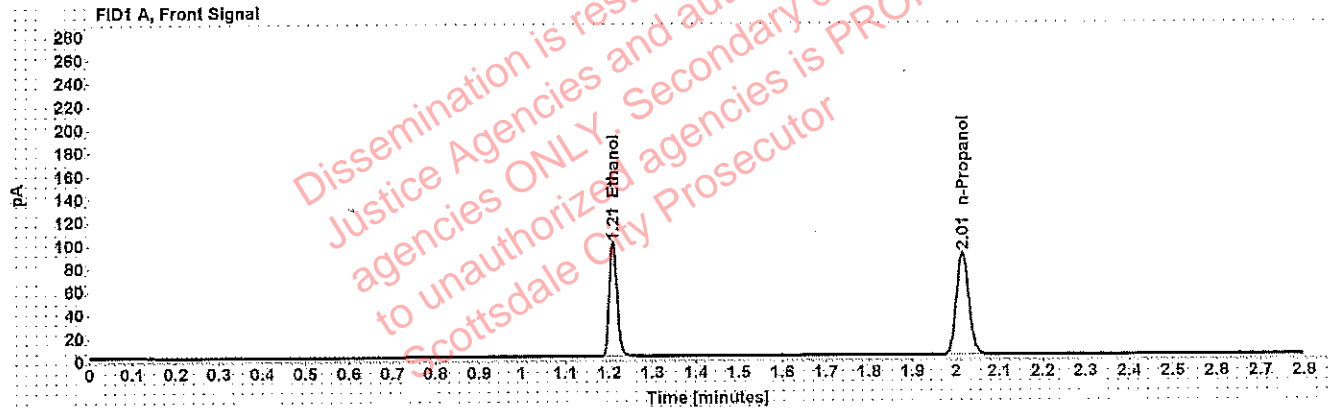


Table 1: FID 1 A (column DB-ALC1)

Compound	Amount (g/100mL)	Time (min)	Peak Area
>Ethanol	0.2002	1.209	126.333
n-Propanol	-----	2.015	176.664

Table 2: FID 2 B (column DB-ALC2)

Compound	Time (min)	Peak Area
Ethanol	1.377	154.019
n-Propanol	2.473	210.210

# Scottsdale Police Department Crime Lab Volatiles Analysis

WA

<b>Sample:</b> 0.080 Lipomed 28082014-B	<b>Item number:</b>
<b>Injection date:</b> 10/9/2018 6:05:48 PM	<b>Vial:</b> 20
<b>Method:</b> ethanol quant.M	<b>Sequence:</b> 9Oct18
<b>Instrument:</b> US14173023 CN14160045	<b>Analyst:</b> Adrian
<b>Data file:</b> C:\Chem32\1\Data\9Oct18\20.D	

Dissemination is restricted to Criminal Justice Agencies and authorized agencies ONLY. Secondary dissemination to unauthorized agencies is PROHIBITED. Scottsdale City Prosecutor

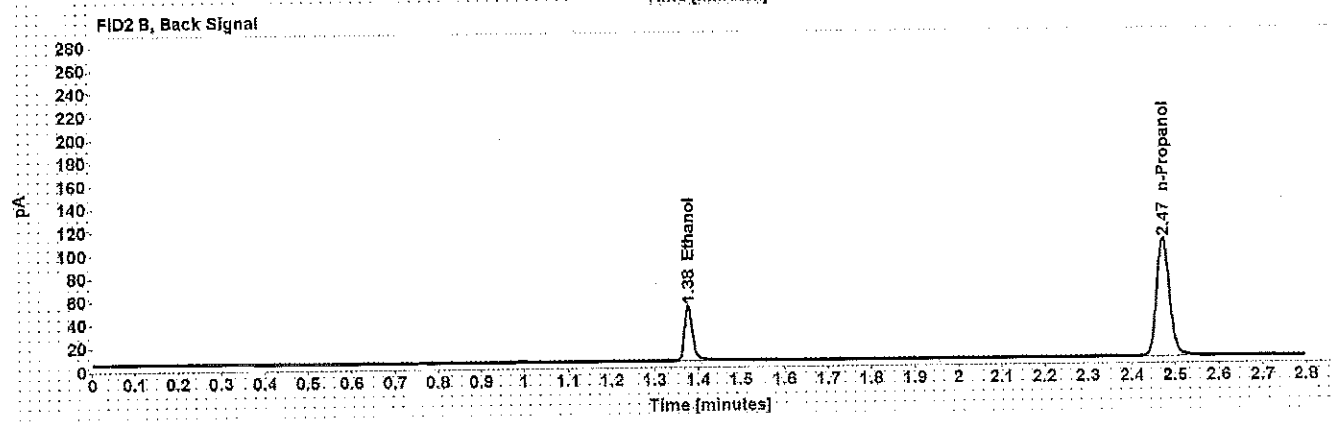
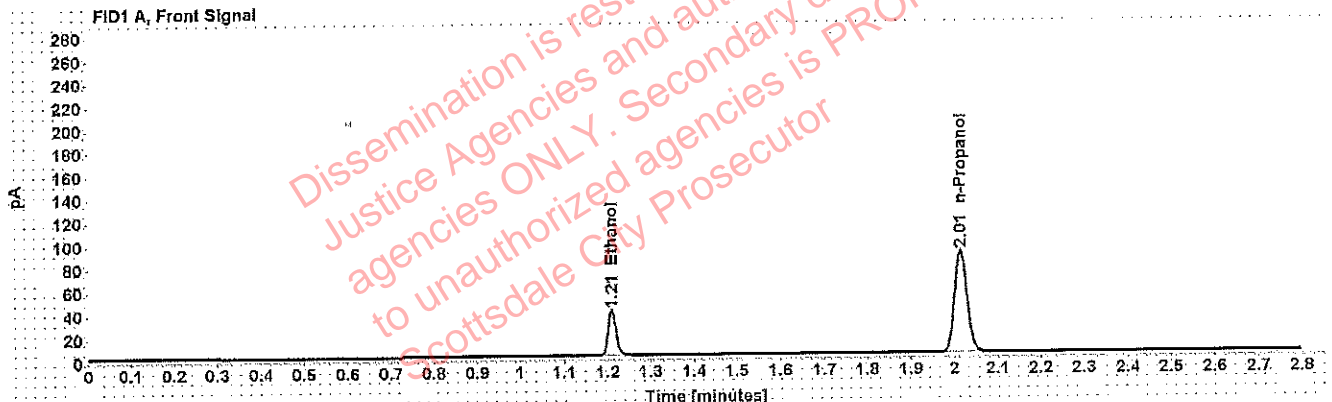


Table 1: FID 1 A (column DB-ALC1)

Compound	Amount (g/100mL)	Time (min)	Peak Area
>Ethanol	0.0808	1.210	50.108
n-Propanol	-----	2.014	175.879

Table 2: FID 2 B (column DB-ALC2)

Compound	Time (min)	Peak Area
Ethanol	1.377	61.665
n-Propanol	2.472	209.744

# Scottsdale Police Department Crime Lab Volatiles Analysis

W4

<b>Sample:</b> 0.150 Lipomed 09022015-C	<b>Item number:</b>
<b>Injection date:</b> 10/9/2018 6:50:18 PM	<b>Vial:</b> 31
<b>Method:</b> ethanol quant.M	<b>Sequence:</b> 9Oct18
<b>Instrument:</b> US14173023 CN14160045	<b>Analyst:</b> Adrian
<b>Data file:</b> C:\Chem32\1\Data\9Oct18\31.D	

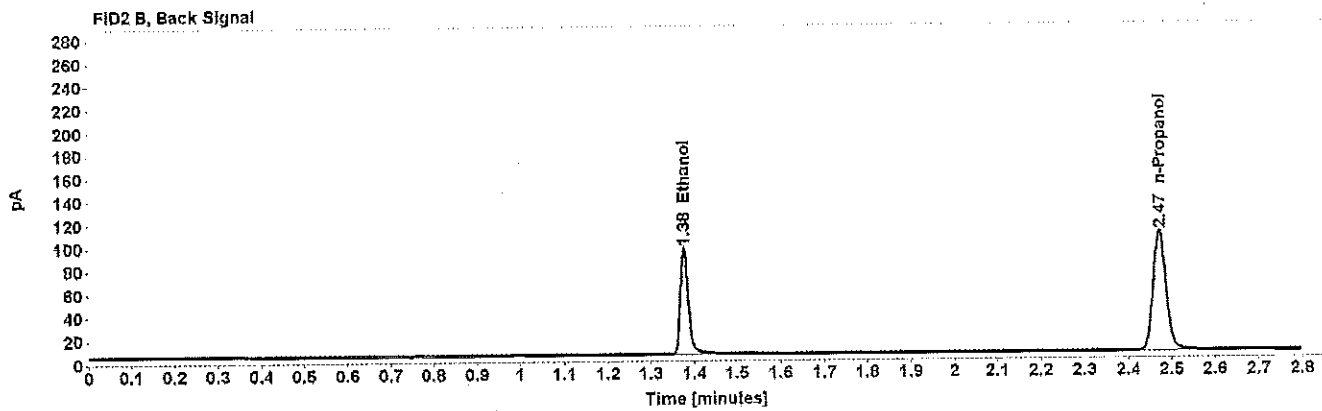
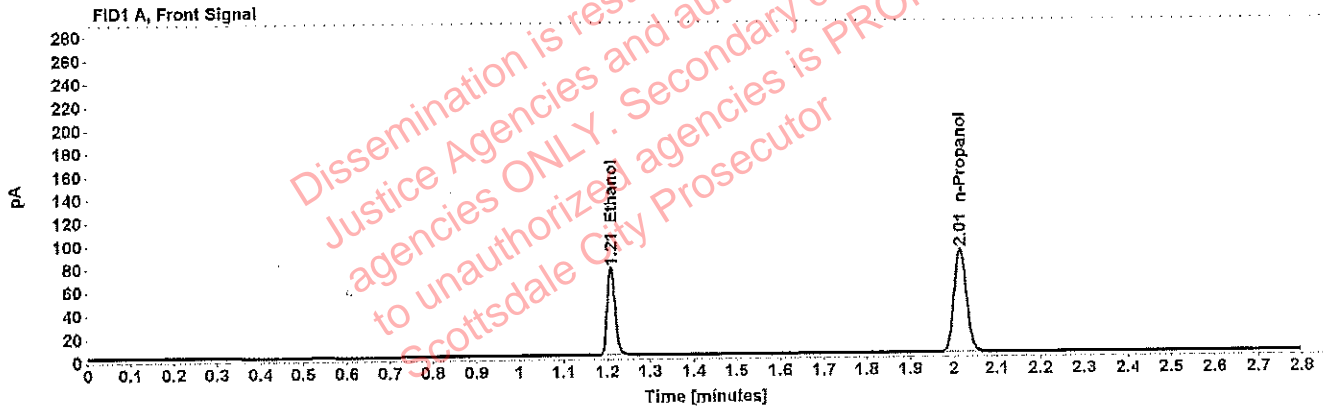


Table 1: FID 1 A (column DB-ALC1)

Compound	Amount (g/100mL)	Time (min)	Peak Area
>Ethanol	0.1517	1.209	96.252
n-Propanol	-----	2.014	178.114

Table 2: FID 2 B (column DB-ALC2)

Compound	Time (min)	Peak Area
Ethanol	1.376	118.007
n-Propanol	2.472	213.086

# Scottsdale Police Department Crime Lab Volatiles Analysis

WA

<b>Sample:</b> 0.198 ACQ 407041529/3	<b>Item number:</b>
<b>Injection date:</b> 10/9/2018 7:34:33 PM	<b>Vial:</b> 42
<b>Method:</b> ethanol quant.M	<b>Sequence:</b> 9Oct18
<b>Instrument:</b> US14173023 CN14160045	<b>Analyst:</b> Adrian
<b>Data file:</b> C:\Chem32\1\Data\9Oct18\42.D	

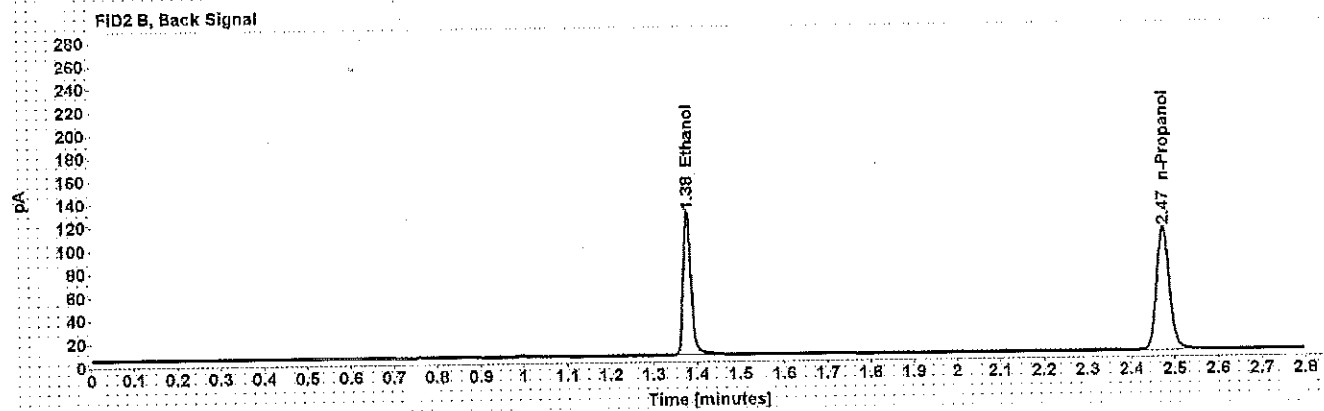
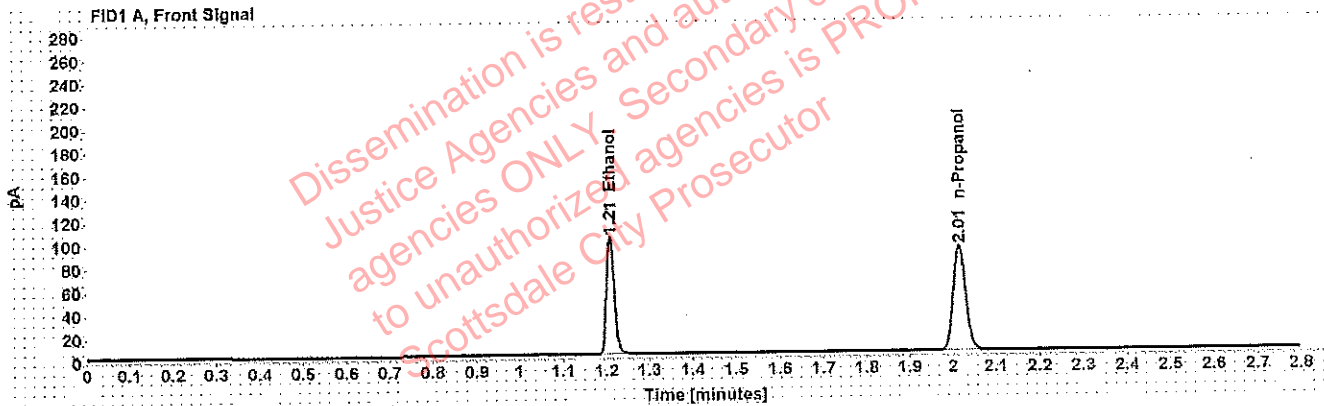


Table 1: FID 1 A (column DB-ALC1)

Compound	Amount (g/100mL)	Time (min)	Peak Area
>Ethanol	0.2005	1.209	129.190
n-Propanol	-----	2.015	180.354

Table 2: FID 2 B (column DB-ALC2)

Compound	Time (min)	Peak Area
Ethanol	1.377	158.867
n-Propanol	2.473	217.019

# Scottsdale Police Department Crime Lab Volatiles Analysis

WJA

Sample: 0.080 Lipomed 28082014-B	Item number:
Injection date: 10/9/2018 8:19:03 PM	Vial: 53
Method: ethanol quant.M	Sequence: 9Oct18
Instrument: US14173023 CN14160045	Analyst: Adrian
Data file: C:\Chem32\1\Data\9Oct18\53.D	

Dissemination is restricted to Criminal Justice Agencies and authorized NCJ-C.J. agencies ONLY. Secondary dissemination to unauthorized agencies is PROHIBITED. Scottsdale City Prosecutor

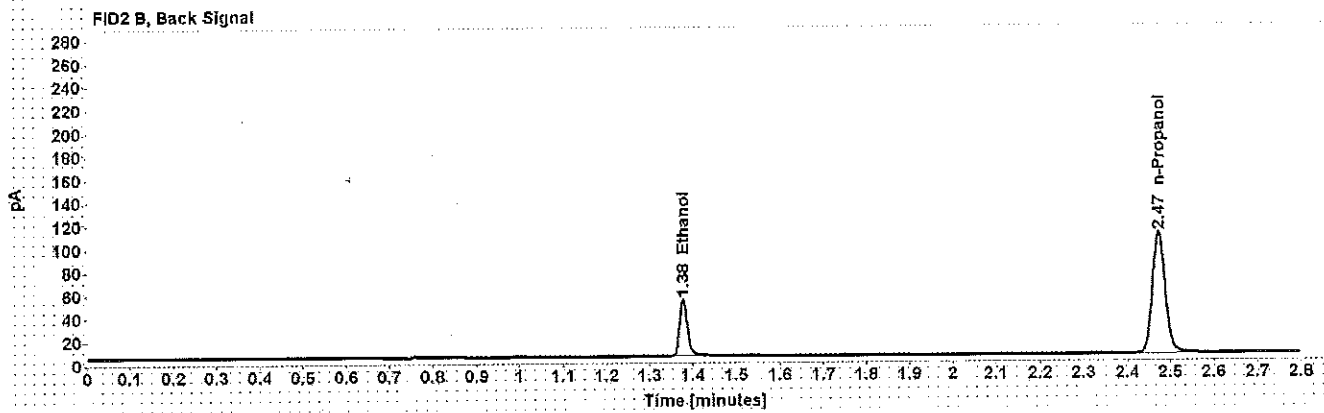
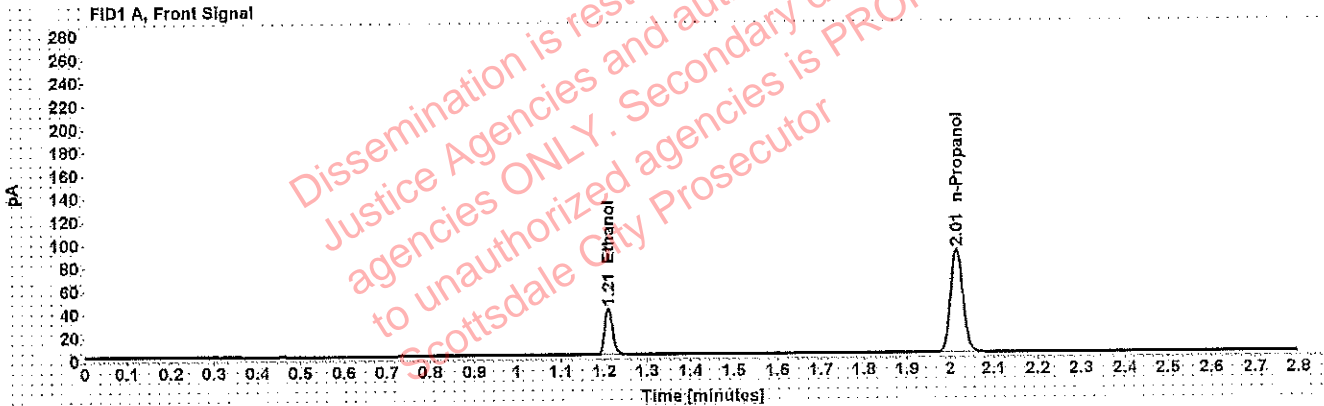


Table 1: FID 1 A (column DB-ALC1)

Compound	Amount (g/100mL)	Time (min)	Peak Area
>Ethanol	0.0816	1.210	51.580
n-Propanol	-----	2.015	179.069

Table 2: FID 2 B (column DB-ALC2)

Compound	Time (min)	Peak Area
Ethanol	1.378	63.583
n-Propanol	2.473	215.886



# Scottsdale Police Department Crime Lab Volatiles Analysis

WJA

<b>Sample:</b> 0.150 Lipomed 09022015-C	<b>Item number:</b>
<b>Injection date:</b> 10/9/2018 9:03:33 PM	<b>Vial:</b> 64
<b>Method:</b> ethanol quant.M	<b>Sequence:</b> 9Oct18
<b>Instrument:</b> US14173023 CN14160045	<b>Analyst:</b> Adrian
<b>Data file:</b> C:\Chem32\1\Data\9Oct18\64.D	

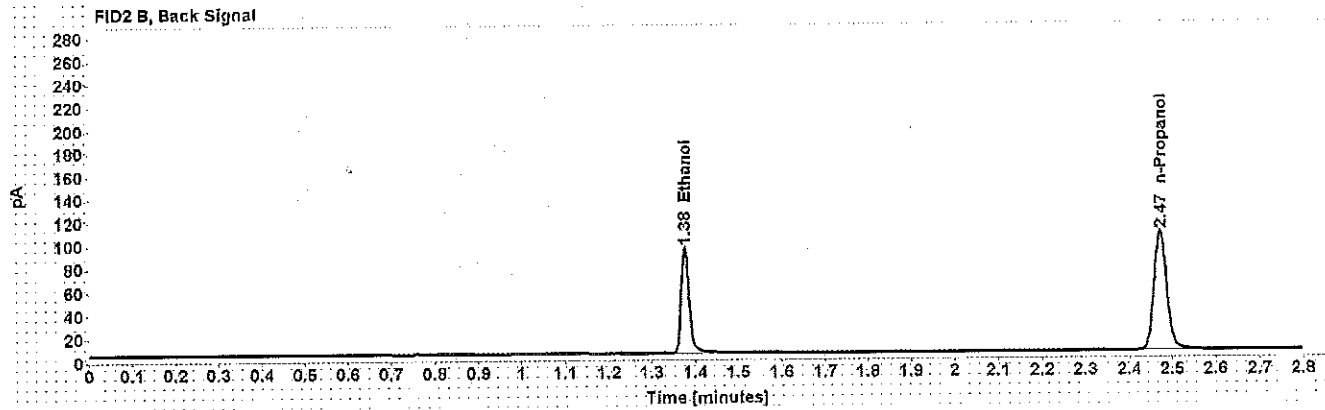
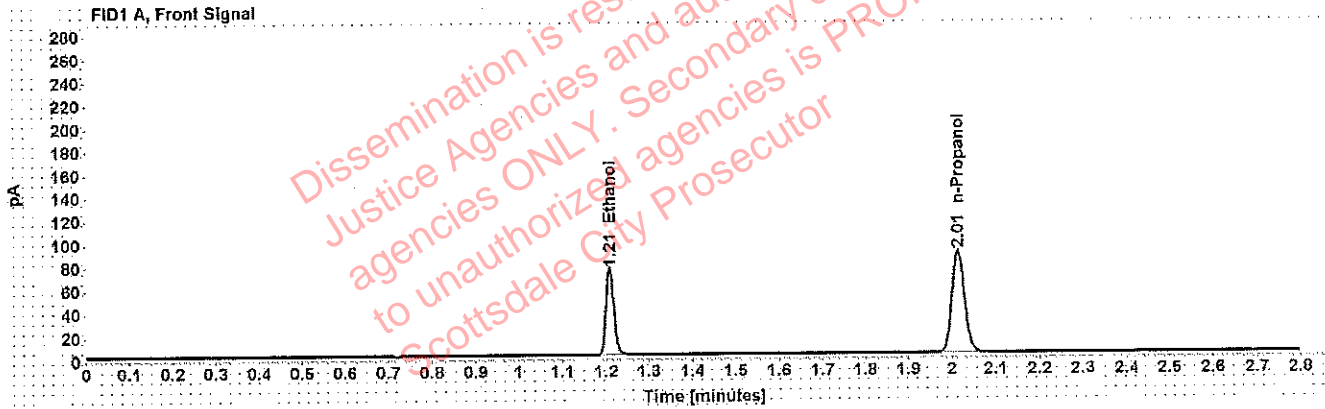


Table 1: FID 1 A (column DB-ALC1)

Compound	Amount (g/100mL)	Time (min)	Peak Area
>Ethanol	0.1521	1.209	95.118
n-Propanol	-----	2.014	175.586

Table 2: FID 2 B (column DB-ALC2)

Compound	Time (min)	Peak Area
Ethanol	1.376	117.450
n-Propanol	2.472	212.146

# Scottsdale Police Department Crime Lab Volatiles Analysis

WNA

<b>Sample:</b> 0.40 Lipomed 08012015-C	<b>Item number:</b>
<b>Injection date:</b> 10/9/2018 9:48:03 PM	<b>Vial:</b> 75
<b>Method:</b> ethanol quant.M	<b>Sequence:</b> 9Oct18
<b>Instrument:</b> US14173023 CN14160045	<b>Analyst:</b> Adrian
<b>Data file:</b> C:\Chem32\1\Data\9Oct18\75.D	

Dissemination is restricted to Criminal Justice Agencies and authorized NOLEJ agencies ONLY. Secondary dissemination to unauthorized agencies is PROHIBITED. Scottsdale City Prosecutor

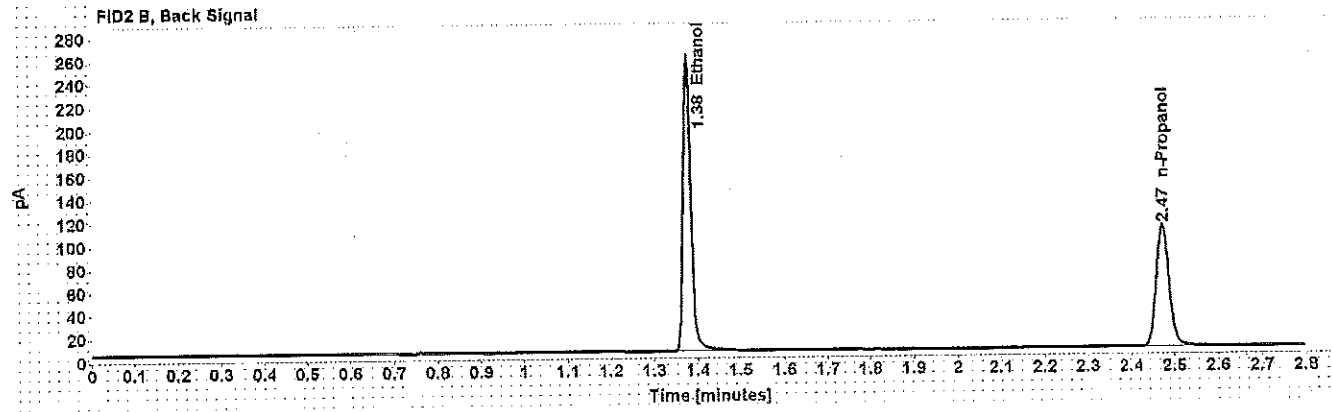
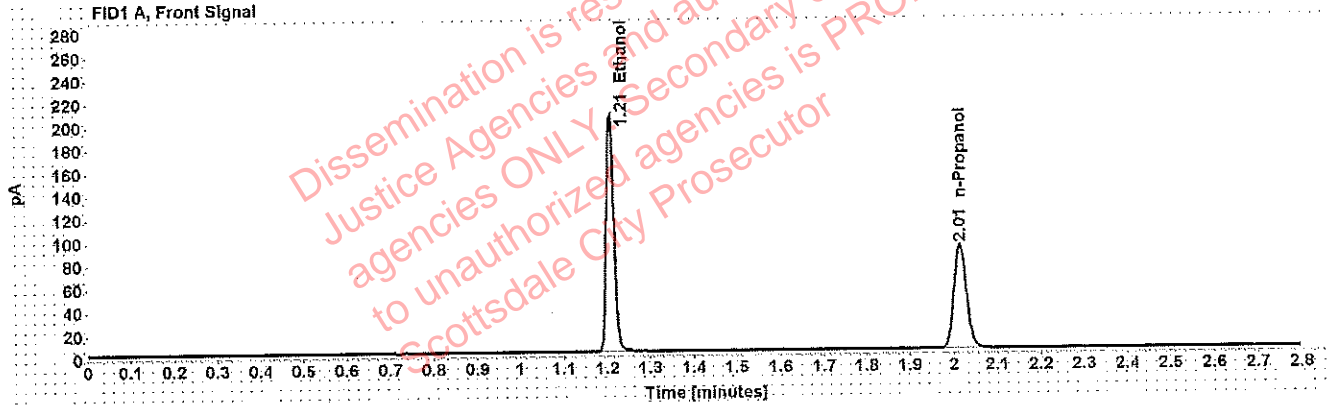


Table 1: FID 1 A (column DB-ALC1)

Compound	Amount (g/100mL)	Time (min)	Peak Area
>Ethanol	0.4040	1.208	260.127
n-Propanol	-----	2.014	179.509

Table 2: FID 2 B (column DB-ALC2)

Compound	Time (min)	Peak Area
Ethanol	1.376	323.344
n-Propanol	2.472	217.600

# Scottsdale Police Department Crime Lab Volatiles Analysis

WVA

<b>Sample:</b> 0.04 Lipomed 09022015-A	<b>Item number:</b>
<b>Injection date:</b> 10/9/2018 9:52:03 PM	<b>Vial:</b> 76
<b>Method:</b> ethanol quant.M	<b>Sequence:</b> 9Oct18
<b>Instrument:</b> US14173023 CN14160045	<b>Analyst:</b> Adrian
<b>Data file:</b> C:\Chem32\1\Data\9Oct18\76.D	

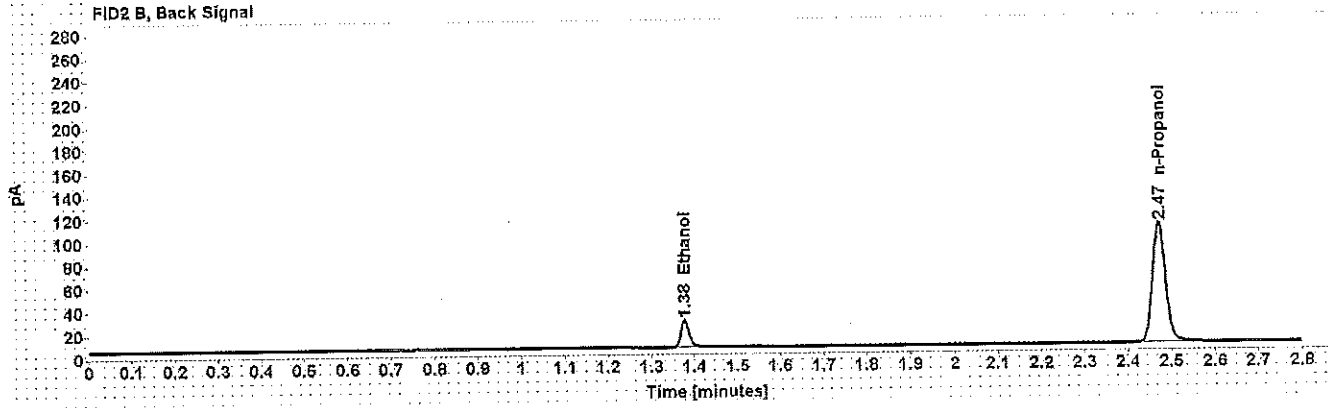
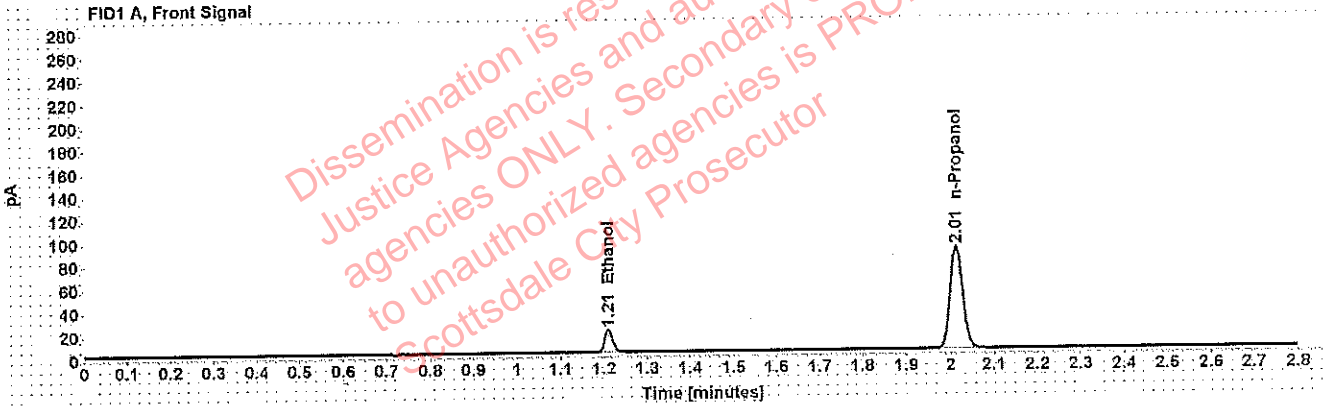


Table 1: FID 1 A (column DB-ALC1)

Compound	Amount (g/100mL)	Time (min)	Peak Area
>Ethanol	0.0406	1.210	24.886
n-Propanol	-----	2.014	177.396

Table 2: FID 2 B (column DB-ALC2)

Compound	Time (min)	Peak Area
Ethanol	1.377	30.524
n-Propanol	2.472	214.586

# Scottsdale Police Department Crime Lab Volatiles Analysis

WA

<b>Sample:</b> 0.198 ACQ 407041529/3	<b>Item number:</b>
<b>Injection date:</b> 10/9/2018 9:56:03 PM	<b>Vial:</b> 77
<b>Method:</b> ethanol quant.M	<b>Sequence:</b> 9Oct18
<b>Instrument:</b> US14173023 CN14160045	<b>Analyst:</b> Adrian
<b>Data file:</b> C:\Chem32\1\Data\9Oct18\77.D	

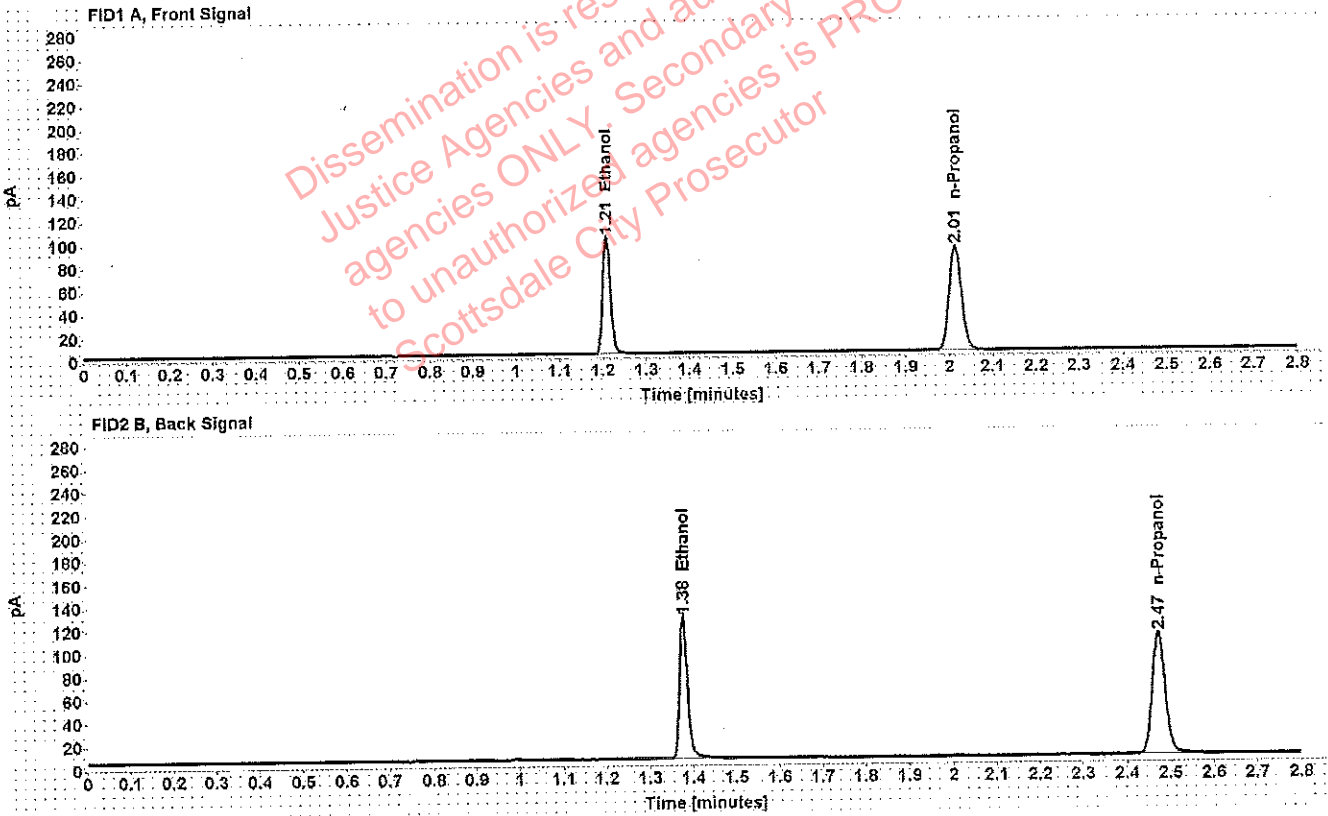


Table 1: FID 1 A (column DB-ALC1)

Compound	Amount (g/100mL)	Time (min)	Peak Area
>Ethanol	0.1999	1.209	128.473
n-Propanol	-----	2.014	179.971

Table 2: FID 2 B (column DB-ALC2)

Compound	Time (min)	Peak Area
Ethanol	1.376	159.085
n-Propanol	2.472	218.140

# Scottsdale Police Department Crime Lab Volatiles Analysis

WMA

<b>Sample:</b> blank 081418	<b>Item number:</b>
<b>Injection date:</b> 10/9/2018 10:00:03 PM	<b>Vial:</b> 78
<b>Method:</b> ethanol quant.M	<b>Sequence:</b> 9Oct18
<b>Instrument:</b> US14173023 CN14160045	<b>Analyst:</b> Adrian
<b>Data file:</b> C:\Chem32\1\Data\9Oct18\78.D	

Dissemination is restricted to Criminal Justice Agencies and authorized Non-C.J. agencies ONLY. Secondary dissemination to unauthorized agencies is PROHIBITED. Scottsdale City Prosecutor

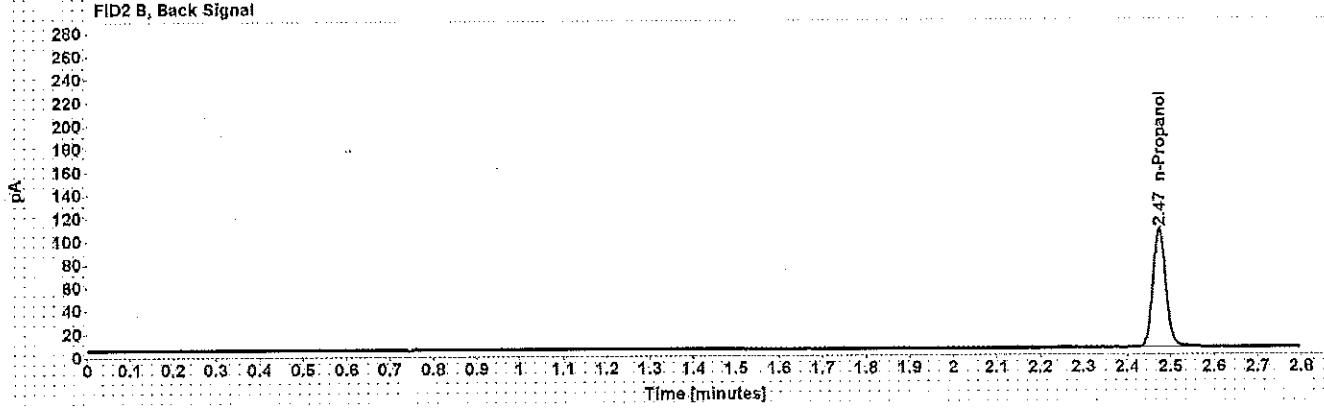
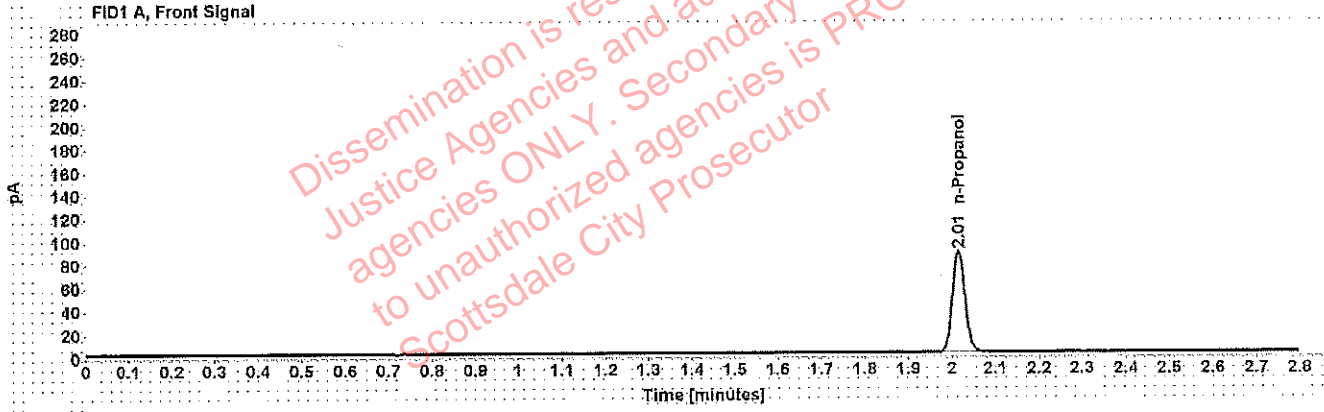


Table 1: FID 1 A (column DB-ALC1)

Compound	Amount (g/100mL)	Time (min)	Peak Area
n-Propanol	-----	2.015	174.656

Table 2: FID 2 B (column DB-ALC2)

Compound	Time (min)	Peak Area
n-Propanol	2.473	211.177

# Sequence Summary

WA

Sequence name: 9Oct18      Instrument: US14173023 CN14160045      Analyst: Adrian

Vial	Sample	Type	Item Number	Method
1	0.020 Cerilliant FN03241604	Calibration		ethanol quant.M
2	0.100 Cerilliant FN06181501	Calibration		ethanol quant.M
3	0.200 Cerilliant FN07201502	Calibration		ethanol quant.M
4	0.400 Cerilliant FN11191402	Calibration		ethanol quant.M
5	blank 081418	Control		ethanol quant.M
6	volatiles mix 020917 WLA	Control		ethanol quant.M
7	0.400 Lipomed 08012015-C	Control		ethanol quant.M
8	0.040 Lipomed 09022015-A	Control		ethanol quant.M
9	0.198 ACQ 407041529/3	Control		ethanol quant.M
10		Sample	1208000	ethanol quant.M
11		Sample	1208000	ethanol quant.M
12		Sample	1217136	ethanol quant.M
13		Sample	1217136	ethanol quant.M
14		Sample	1220909	ethanol quant.M
15		Sample	1220909	ethanol quant.M
16		Sample	200-01A	ethanol quant.M
17		Sample	200-01A	ethanol quant.M
18		Sample	340-01A	ethanol quant.M
19		Sample	340-01A	ethanol quant.M
20	0.080 Lipomed 28082014-B	Control		ethanol quant.M
21		Sample	1234206	ethanol quant.M
22		Sample	1234206	ethanol quant.M
23		Sample	1202987	ethanol quant.M
24		Sample	1202987	ethanol quant.M
25		Sample	1235639	ethanol quant.M
26		Sample	1235639	ethanol quant.M
27		Sample	1232808	ethanol quant.M
28		Sample	1232808	ethanol quant.M
29		Sample	1233320	ethanol quant.M
30		Sample	1233320	ethanol quant.M
31	0.150 Lipomed 09022015-C	Control		ethanol quant.M
32		Sample	1232854	ethanol quant.M
33		Sample	1232854	ethanol quant.M
34		Sample	1232309	ethanol quant.M
35		Sample	1232309	ethanol quant.M
36		Sample	1205639	ethanol quant.M
37		Sample	1205639	ethanol quant.M
38		Sample	1236189	ethanol quant.M
39		Sample	1236189	ethanol quant.M
40		Sample	1237431	ethanol quant.M
41		Sample	1237431	ethanol quant.M
42	0.198 ACQ 407041529/3	Control		ethanol quant.M
43		Sample	1219579	ethanol quant.M
44		Sample	1219579	ethanol quant.M
45		Sample	1236680	ethanol quant.M
46		Sample	1236680	ethanol quant.M
47		Sample	1236271	ethanol quant.M

# Sequence Summary

WA

48		Sample	1236271	ethanol quant.M
49		Sample	1237028	ethanol quant.M
50		Sample	1237028	ethanol quant.M
51		Sample	1200816	ethanol quant.M
52		Sample	1200816	ethanol quant.M
53	0.080 Lipomed 28082014-B	Control		ethanol quant.M
54		Sample	1208140	ethanol quant.M
55		Sample	1208140	ethanol quant.M
56		Sample	1234070	ethanol quant.M
57		Sample	1234070	ethanol quant.M
58		Sample	1233986	ethanol quant.M
59		Sample	1233986	ethanol quant.M
60		Sample	1233825	ethanol quant.M
61		Sample	1233825	ethanol quant.M
62		Sample	1233820	ethanol quant.M
63		Sample	1233820	ethanol quant.M
64	0.150 Lipomed 09022015-C	Control		ethanol quant.M
65		Sample	1237527	ethanol quant.M
66		Sample	1237527	ethanol quant.M
67		Sample	1238147	ethanol quant.M
68		Sample	1238147	ethanol quant.M
69		Sample	1237911	ethanol quant.M
70		Sample	1237911	ethanol quant.M
71		Sample	1238153	ethanol quant.M
72		Sample	1238153	ethanol quant.M
73		Sample	331-01A	ethanol quant.M
74		Sample	331-01A	ethanol quant.M
75	0.40 Lipomed 08012015-C	Control		ethanol quant.M
76	0.04 Lipomed 09022015-A	Control		ethanol quant.M
77	0.198 ACQ 407041529/3	Control		ethanol quant.M
78	blank 081418	Control		ethanol quant.M



# Scottsdale Police Department Crime Laboratory Summary of Cases

SEQUENCE NAME: 9Oct18

ANALYST: Adrian <sup>WA</sup>

Vials	Test 1 (g/dL)	Test 2 (g/dL)	Mean (g/dL)	Percent Difference*	Absolute Difference (g/dL)*
10 11	0.1980	0.1967	0.19735	0.33	0.00065
12 13	0.0839	0.0849	0.08440	0.59	0.00050
14 15	0.1035	0.1051	0.10430	0.77	0.00080
16 17	0.0535	0.0536	0.05355	0.09	0.00005
18 19	0.1043	0.1053	0.10480	0.48	0.00050
21 22	0.0762	0.0760	0.07610	0.13	0.00010
23 24	0.1414	0.1380	0.13970	1.22	0.00170
25 26	0.0000	0.0000	0.00000	0.00	0.00000
27 28	0.1709	0.1701	0.17050	0.23	0.00040
29 30	0.1365	0.1359	0.13620	0.22	0.00030
32 33	0.1535	0.1532	0.15335	0.10	0.00015
34 35	0.2202	0.2194	0.21980	0.18	0.00040
36 37	0.1899	0.1901	0.19000	0.05	0.00010
38 39	0.1136	0.1128	0.11320	0.35	0.00040
40 41	0.0909	0.0910	0.09095	0.05	0.00005
43 44	0.0811	0.0813	0.08120	0.12	0.00010
45 46	0.1271	0.1272	0.12715	0.04	0.00005
47 48	0.1772	0.1772	0.17720	0.00	0.00000
49 50	0.0939	0.0962	0.09505	1.21	0.00115
51 52	0.1660	0.1661	0.16605	0.03	0.00005
54 55	0.1080	0.1081	0.10805	0.05	0.00005
56 57	0.1717	0.1746	0.17315	0.84	0.00145
58 59	0.0719	0.0731	0.07250	0.83	0.00060
60 61	0.2406	0.2418	0.24120	0.25	0.00060
62 63	0.1459	0.1458	0.14585	0.03	0.00005
65 66	0.1858	0.1878	0.18680	0.54	0.00100
67 68	0.1789	0.1795	0.17920	0.17	0.00030
69 70	0.0430	0.0430	0.04300	0.00	0.00000
71 72	0.0540	0.0532	0.05360	0.75	0.00040
73 74	0.1969	0.1959	0.19640	0.25	0.00050

\*Calculated differences are differences from the mean of the two results.

## Scottsdale Police Department Crime Lab Volatiles Analysis

Sample: [REDACTED]	Item number: 1208000
Injection date: 10/9/2018 5:25:18 PM	Vial: 10
Method: ethanol quant.M	Sequence: 9Oct18
Instrument: US14173023 CN14160045	Analyst: Adrian
Data file: C:\Chem32\1\Data\9Oct18\10.D	

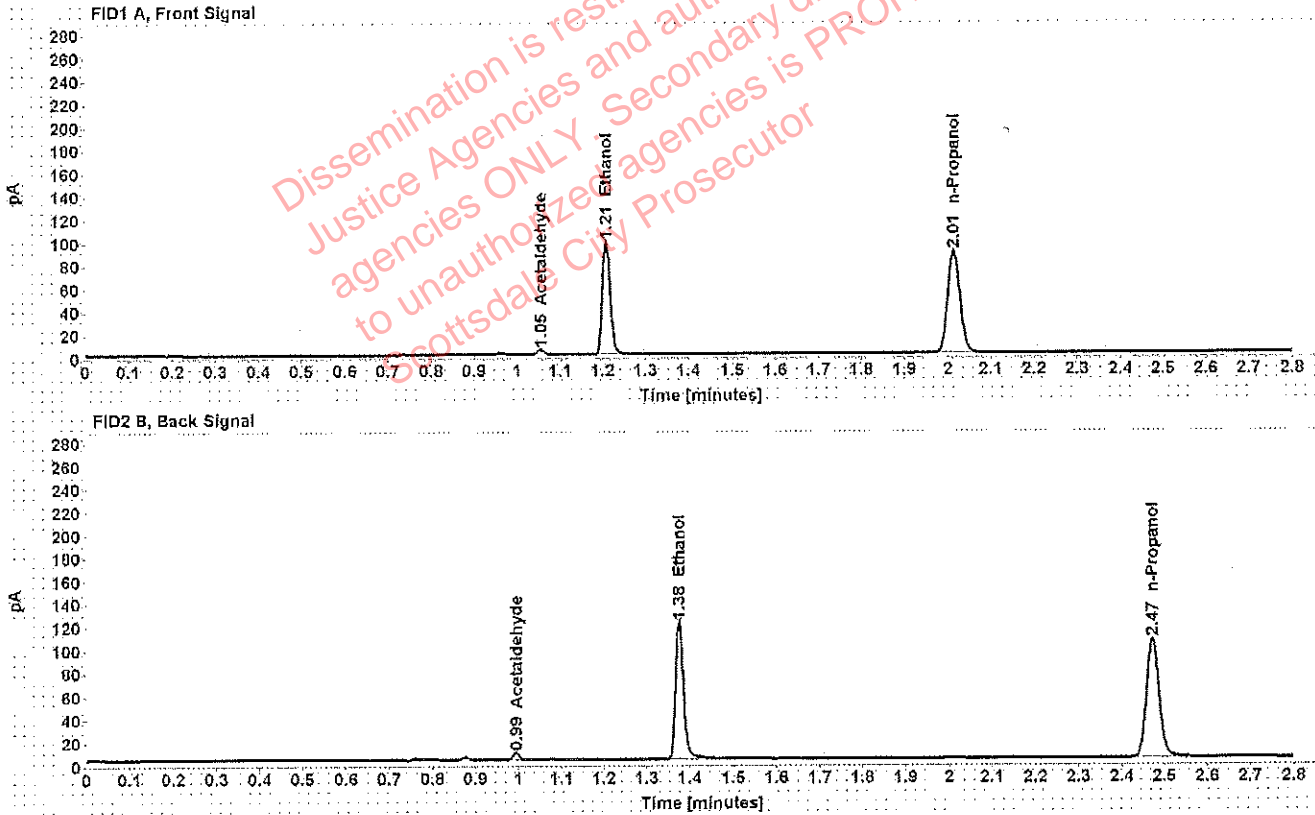


Table 1: FID 1 A (column DB-ALC1)

Compound	Amount (g/100mL)	Time (min)	Peak Area
Acetaldehyde	-----	1.055	4.568
>Ethanol	0.1980	1.208	125.575
n-Propanol	-----	2.014	177.551

Table 2: FID 2 B (column DB-ALC2)

Compound	Time (min)	Peak Area
Acetaldehyde	0.994	5.931
Ethanol	1.376	153.409
n-Propanol	2.472	211.536

## Scottsdale Police Department Crime Lab Volatiles Analysis

<b>Sample:</b> [REDACTED]	<b>Item number:</b> 1208000
<b>Injection date:</b> 10/9/2018 5:29:18 PM	<b>Vial:</b> 11
<b>Method:</b> ethanol quant.M	<b>Sequence:</b> 9Oct18
<b>Instrument:</b> US14173023 CN14160045	<b>Analyst:</b> Adrian
<b>Data file:</b> C:\Chem32\1\Data\9Oct18\11.D	

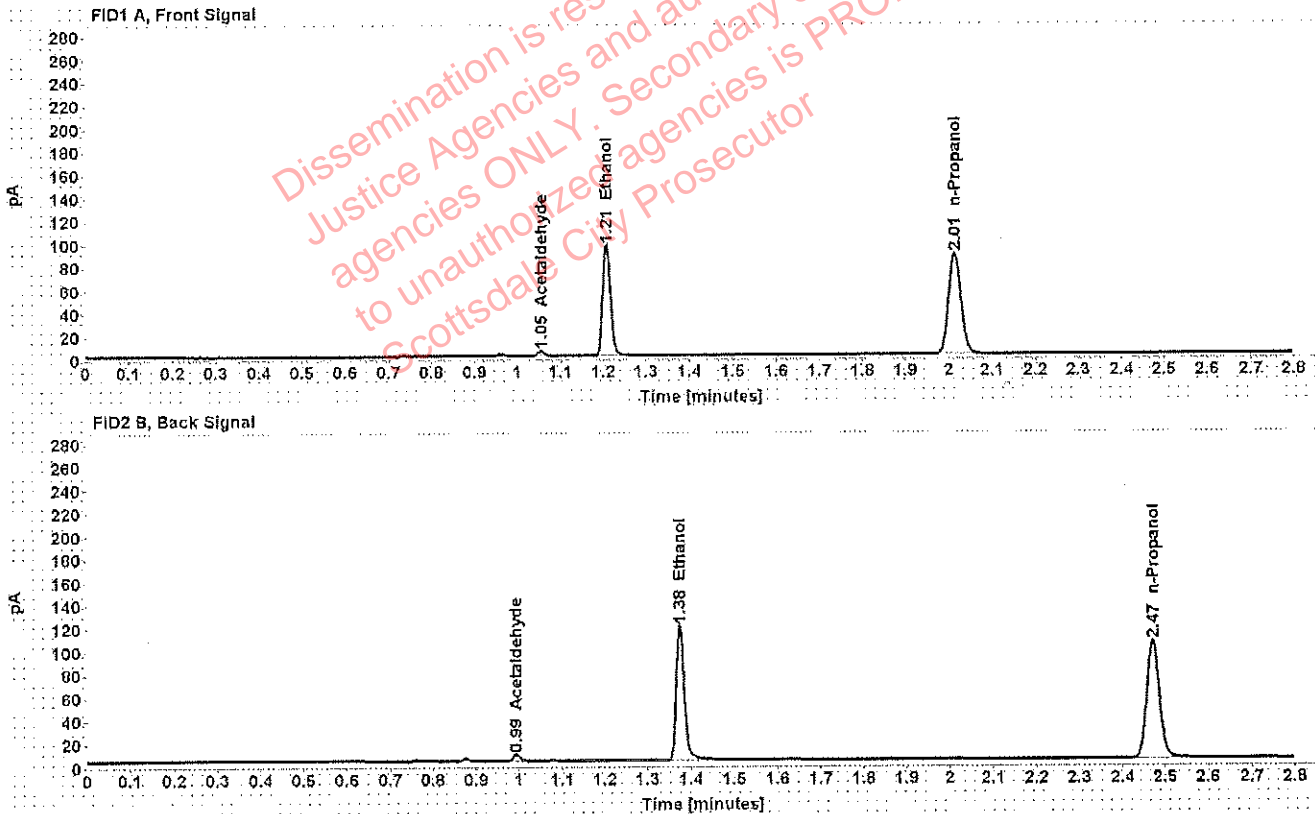


Table 1: FID 1 A (column DB-ALC1)

Compound	Amount (g/100mL)	Time (min)	Peak Area
Acetaldehyde	-----	1.054	4.389
>Ethanol	0.1967	1.208	123.394
n-Propanol	-----	2.014	175.651

Table 2: FID 2 B (column DB-ALC2)

Compound	Time (min)	Peak Area
Acetaldehyde	0.993	5.606
Ethanol	1.375	150.707
n-Propanol	2.471	209.572

## Scottsdale Police Department Crime Lab Volatiles Analysis

<b>Sample:</b> [REDACTED]	<b>Item number:</b> 1217136
<b>Injection date:</b> 10/9/2018 5:33:18 PM	<b>Vial:</b> 12
<b>Method:</b> ethanol quant.M	<b>Sequence:</b> 9Oct18
<b>Instrument:</b> US14173023 CN14160045	<b>Analyst:</b> Adrian
<b>Data file:</b> C:\Chem32\1\Data\9Oct18\12.D	

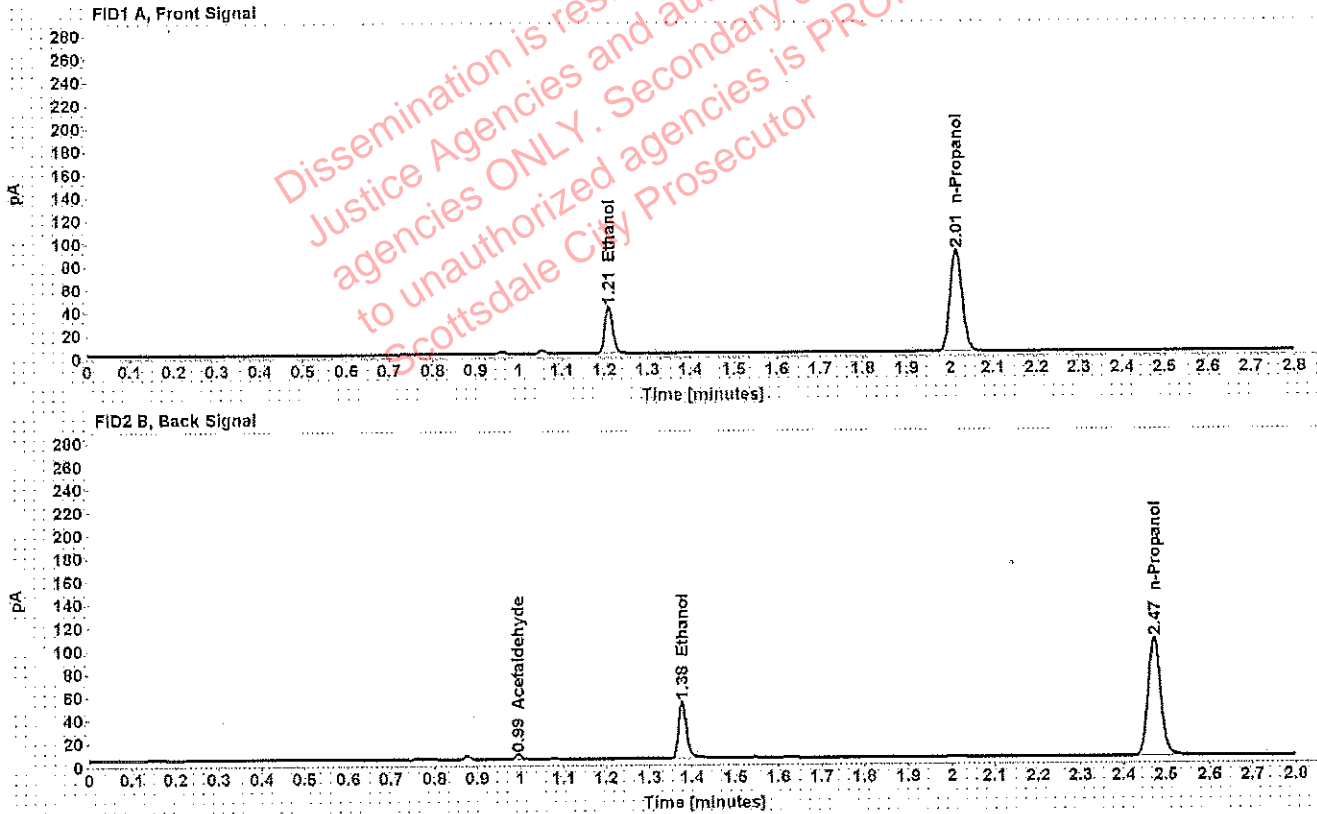


Table 1: FID 1 A (column DB-ALC1)

Compound	Amount (g/100mL)	Time (min)	Peak Area
>Ethanol	0.0839	1.209	52.334
n-Propanol	-----	2.014	176.641

Table 2: FID 2 B (column DB-ALC2)

Compound	Time (min)	Peak Area
Acetaldehyde	0.995	4.025
Ethanol	1.377	63.239
n-Propanol	2.472	210.086

## Scottsdale Police Department Crime Lab Volatiles Analysis

Sample: [REDACTED]	Item number: 1217136
Injection date: 10/9/2018 5:37:33 PM	Vial: 13
Method: ethanol quant.M	Sequence: 9Oct18
Instrument: US14173023 CN14160045	Analyst: Adrian
Data file: C:\Chem32\1\Data\9Oct18\13.D	

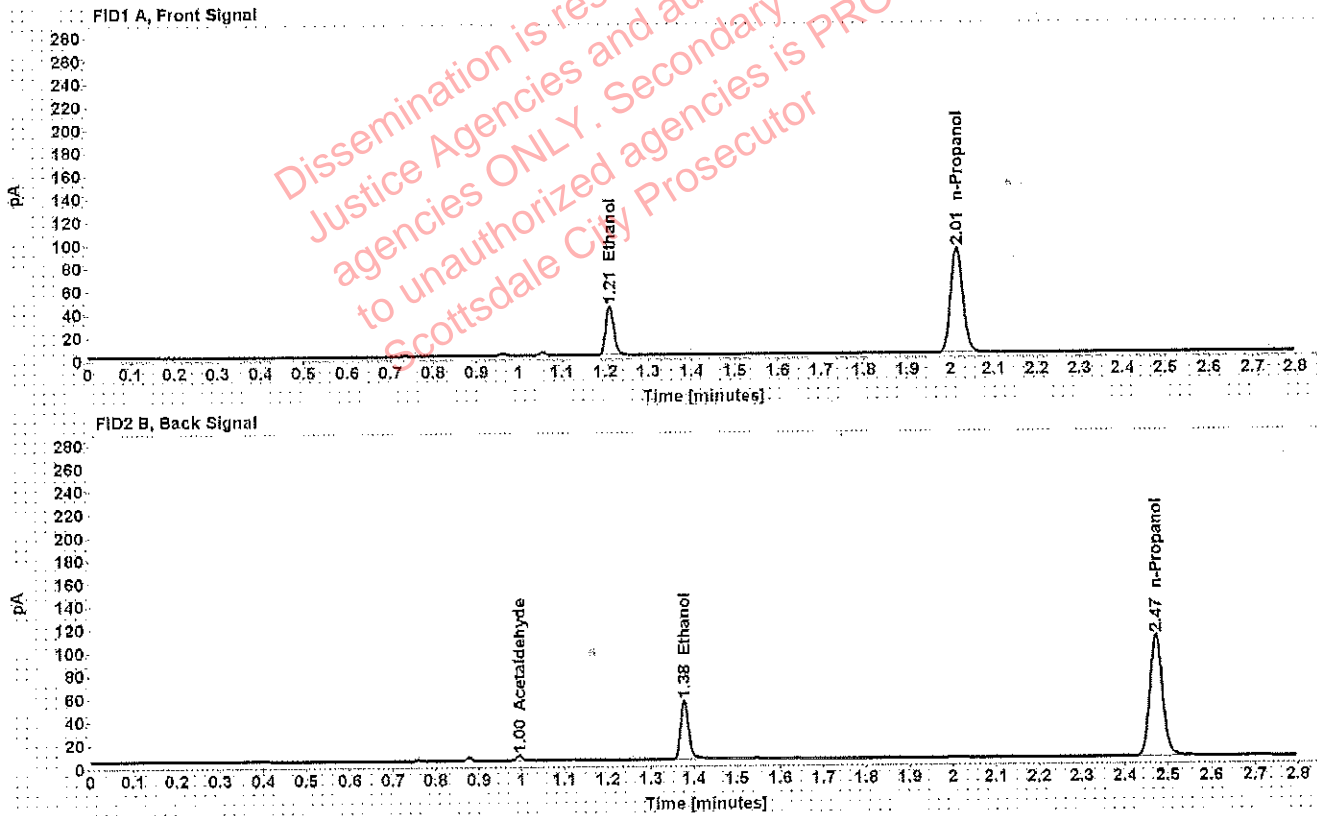


Table 1: FID 1 A (column DB-ALC1)

Compound	Amount (g/100mL)	Time (min)	Peak Area
>Ethanol	0.0849	1.210	54.451
n-Propanol	-----	2.015	181.506

Table 2: FID 2 B (column DB-ALC2)

Compound	Time (min)	Peak Area
Acetaldehyde	0.995	4.004
Ethanol	1.378	65.565
n-Propanol	2.473	216.054

## Scottsdale Police Department Crime Lab Volatiles Analysis

<b>Sample:</b> [REDACTED]	<b>Item number:</b> 1220909
<b>Injection date:</b> 10/9/2018 5:41:33 PM	<b>Vial:</b> 14
<b>Method:</b> ethanol quant.M	<b>Sequence:</b> 9Oct18
<b>Instrument:</b> US14173023 CN14160045	<b>Analyst:</b> Adrian
<b>Data file:</b> C:\Chem32\1\Data\9Oct18\14.D	

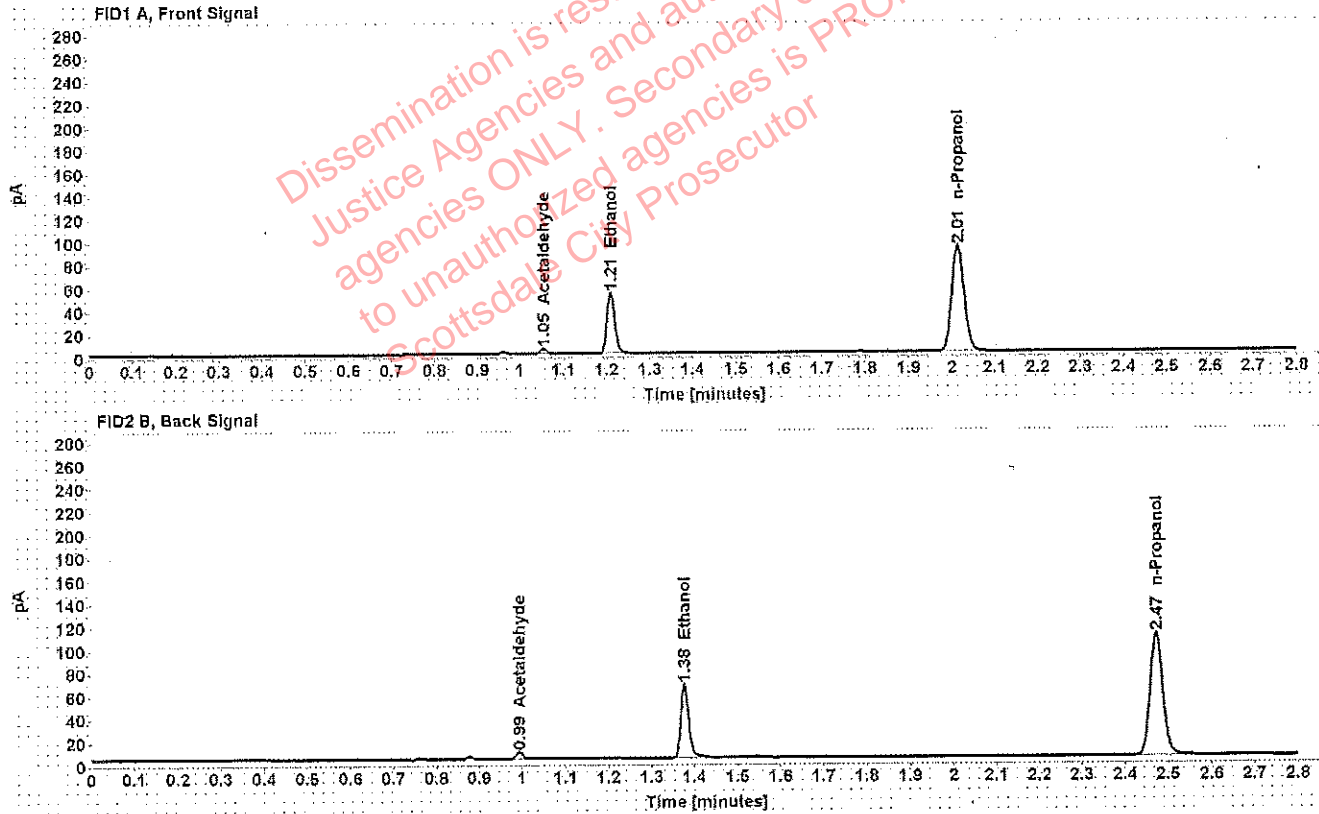


Table 1: FID 1 A (column DB-ALC1)

Compound	Amount (g/100mL)	Time (min)	Peak Area
Acetaldehyde	-----	1.055	4.454
>Ethanol	0.1035	1.209	67.504
n-Propanol	-----	2.014	183.994

Table 2: FID 2 B (column DB-ALC2)

Compound	Time (min)	Peak Area
Acetaldehyde	0.995	5.826
Ethanol	1.377	82.215
n-Propanol	2.472	218.877

## Scottsdale Police Department Crime Lab Volatiles Analysis

Sample: [REDACTED]	Item number: 1220909
Injection date: 10/9/2018 5:45:33 PM	Vial: 15
Method: ethanol quant.M	Sequence: 9Oct18
Instrument: US14173023 CN14160045	Analyst: Adrian
Data file: C:\Chem32\1\Data\9Oct18\15.D	

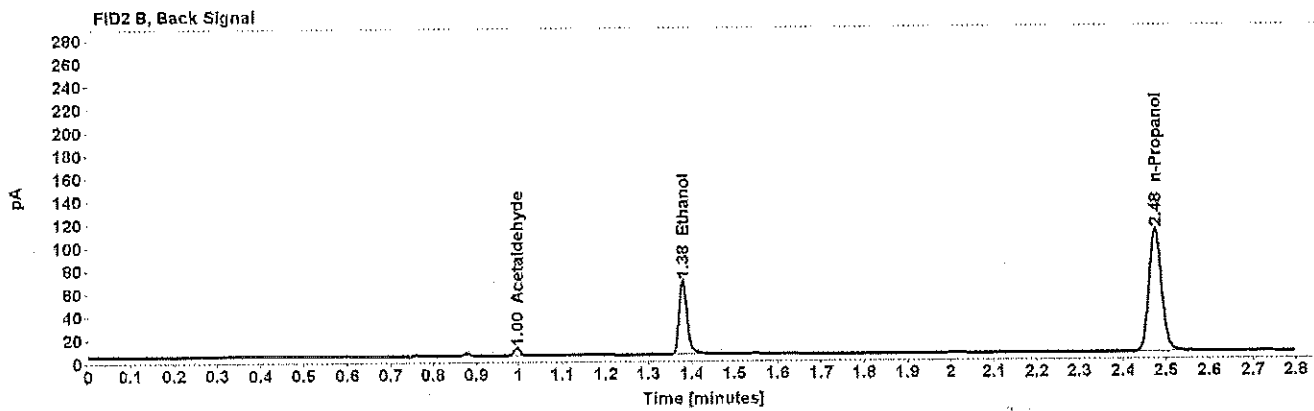
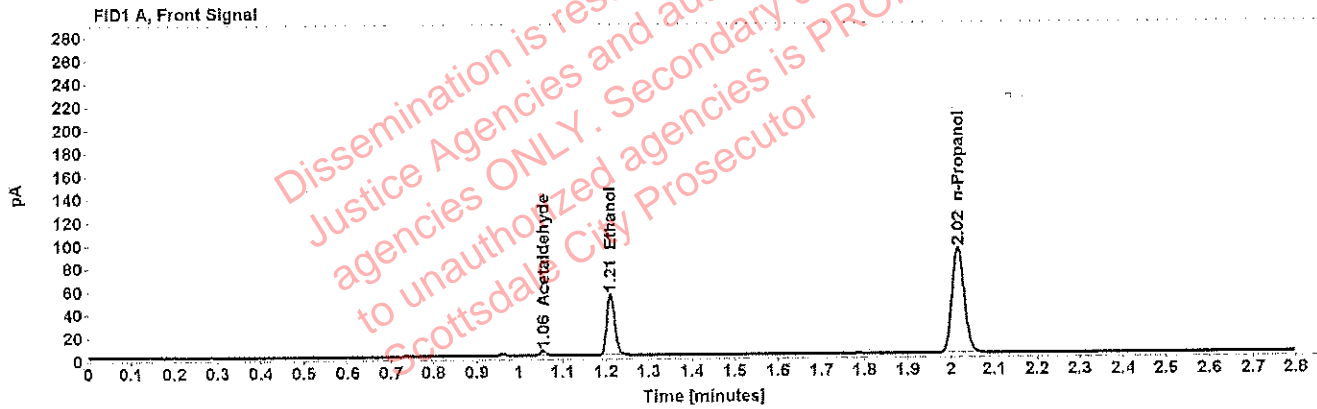


Table 1: FID 1 A (column DB-ALC1)

Compound	Amount (g/100mL)	Time (min)	Peak Area
Acetaldehyde	-----	1.056	4.506
>Ethanol	0.1051	1.211	68.380
n-Propanol	-----	2.016	183.507

Table 2: FID 2 B (column DB-ALC2)

Compound	Time (min)	Peak Area
Acetaldehyde	0.996	5.892
Ethanol	1.380	82.618
n-Propanol	2.475	218.608



## Scottsdale Police Department Crime Lab Volatiles Analysis

<b>Sample:</b> [REDACTED]	<b>Item number:</b> 200-01A
<b>Injection date:</b> 10/9/2018 5:49:33 PM	<b>Vial:</b> 16
<b>Method:</b> ethanol quant.M	<b>Sequence:</b> 9Oct18
<b>Instrument:</b> US14173023 CN14160045	<b>Analyst:</b> Adrian
<b>Data file:</b> C:\Chem32\1\Data\9Oct18\16.D	

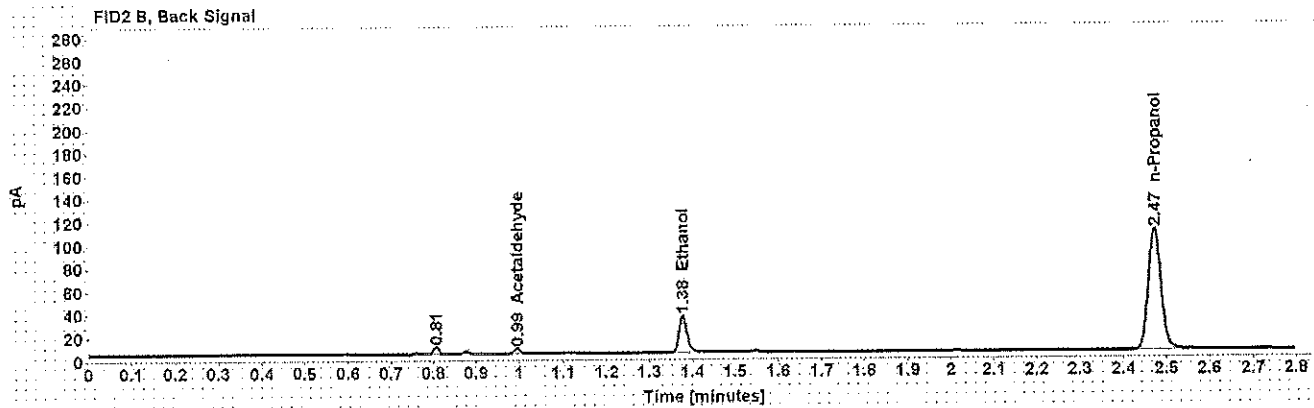
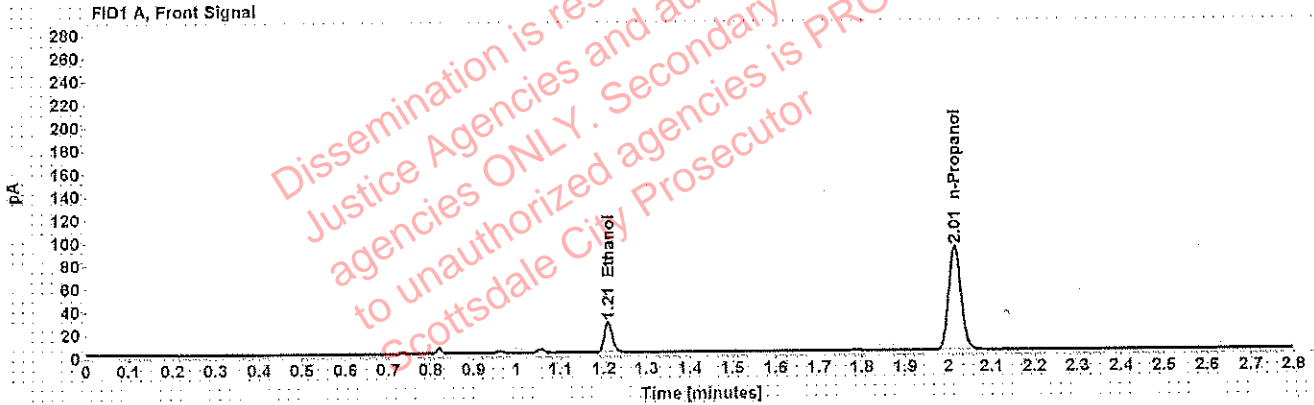


Table 1: FID 1 A (column DB-ALC1)

Compound	Amount (g/100mL)	Time (min)	Peak Area
>Ethanol	0.0535	1.210	33.859
n-Propanol	-----	2.014	181.255

Table 2: FID 2 B (column DB-ALC2)

Compound	Time (min)	Peak Area
Acetaldehyde	0.995	4.208
Ethanol	1.377	40.864
n-Propanol	2.472	216.557

## Scottsdale Police Department Crime Lab Volatiles Analysis

Sample: [REDACTED]	Item number: 200-01A
Injection date: 10/9/2018 5:53:33 PM	Vial: 17
Method: ethanol quant.M	Sequence: 9Oct18
Instrument: US14173023 CN14160045	Analyst: Adrian
Data file: C:\Chem32\11\Data\9Oct18\17.D	

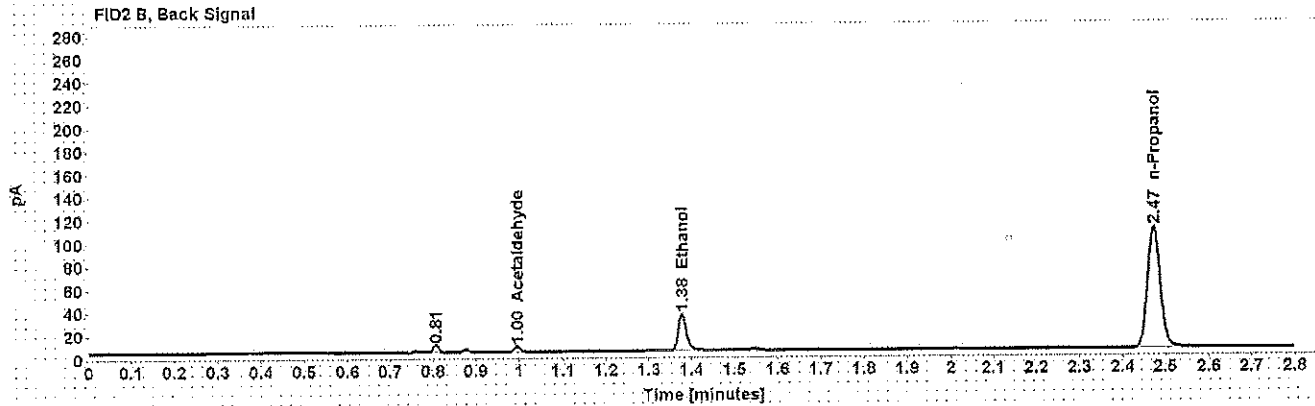
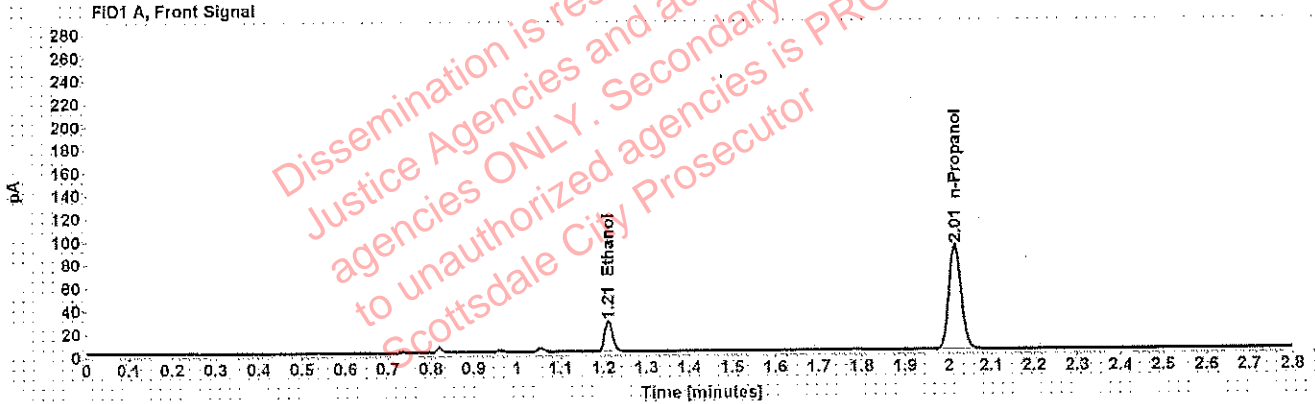


Table 1: FID 1 A (column DB-ALC1)

Compound	Amount (g/100mL)	Time (min)	Peak Area
>Ethanol	0.0536	1.210	33.967
n-Propanol	-----	2.015	181.500

Table 2: FID 2 B (column DB-ALC2)

Compound	Time (min)	Peak Area
Acetaldehyde	0.995	4.292
Ethanol	1.378	40.958
n-Propanol	2.473	216.363

## Scottsdale Police Department Crime Lab Volatiles Analysis

<b>Sample:</b> [REDACTED]	<b>Item number:</b> 340-01A
<b>Injection date:</b> 10/9/2018 5:57:34 PM	<b>Vial:</b> 18
<b>Method:</b> ethanol quant.M	<b>Sequence:</b> 9Oct18
<b>Instrument:</b> US14173023 CN14160045	<b>Analyst:</b> Adrian
<b>Data file:</b> C:\Chem32\1\Data\9Oct18\18.D	

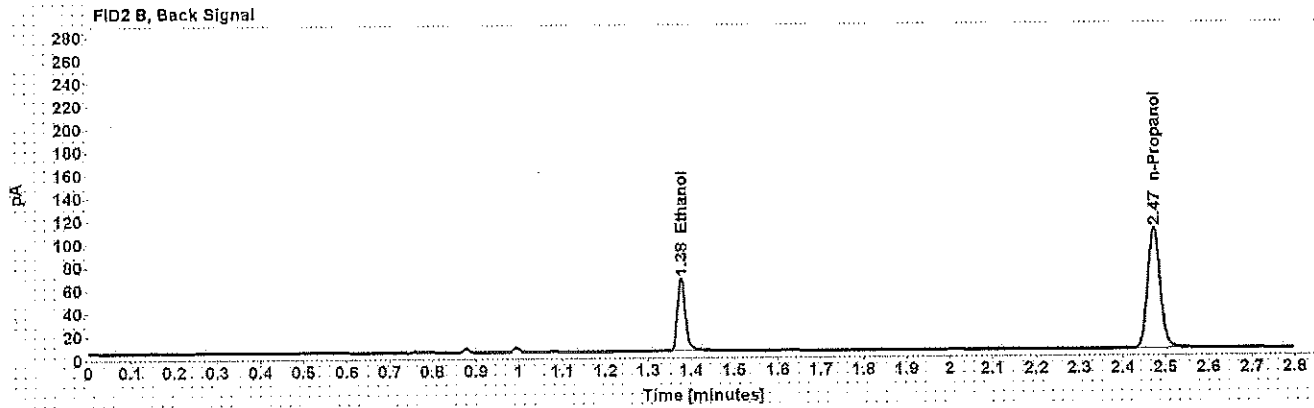
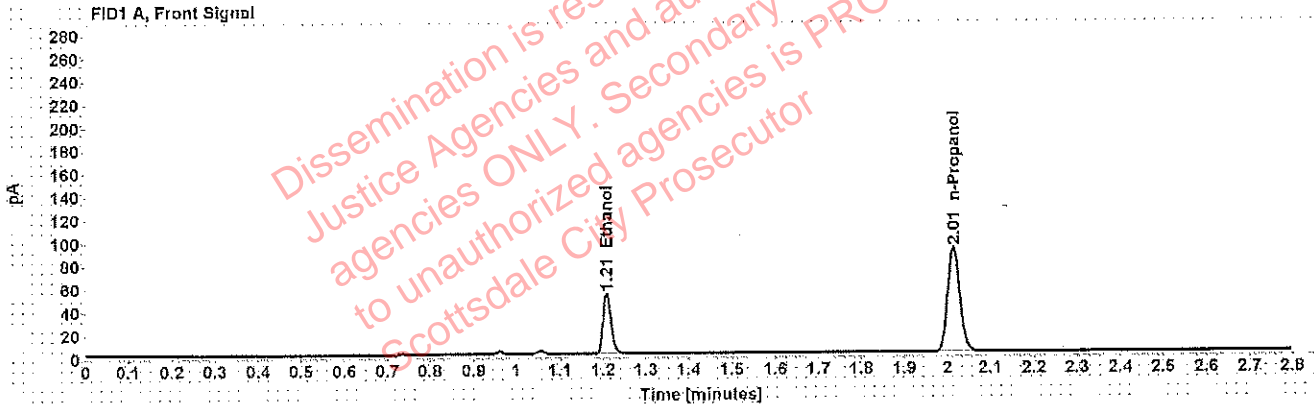


Table 1: FID 1 A (column DB-ALC1)

Compound	Amount (g/100mL)	Time (min)	Peak Area
>Ethanol	0.1043	1.209	66.909
n-Propanol	-----	2.014	180.986

Table 2: FID 2 B (column DB-ALC2)

Compound	Time (min)	Peak Area
Ethanol	1.377	82.273
n-Propanol	2.473	215.413

## Scottsdale Police Department Crime Lab Volatiles Analysis

Sample: [REDACTED]	Item number: 340-01A
Injection date: 10/9/2018 6:01:48 PM	Vial: 19
Method: ethanol quant.M	Sequence: 9Oct18
Instrument: US14173023 CN14160045	Analyst: Adrian
Data file: C:\Chem32\1\Data\9Oct18\19.D	

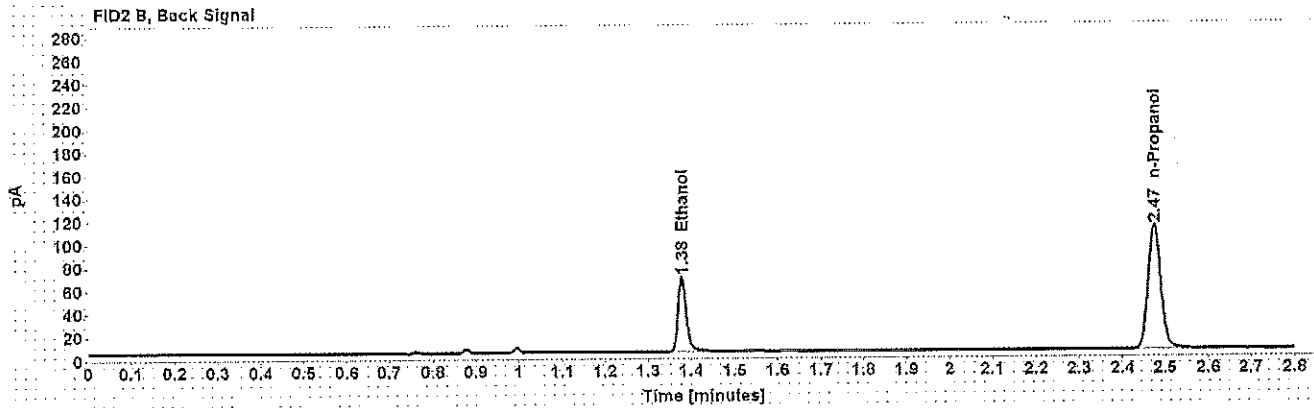
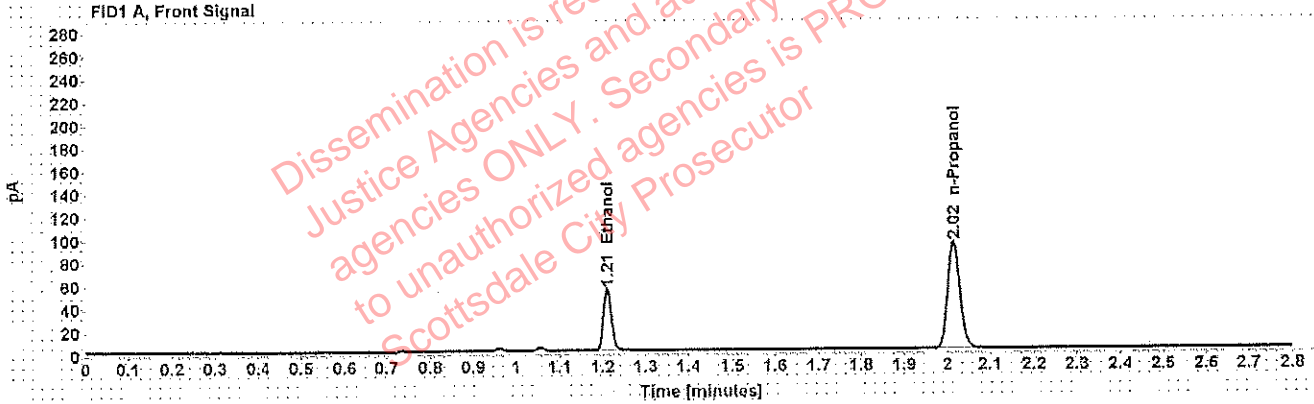


Table 1: FID 1 A (column DB-ALC1)

Compound	Amount (g/100mL)	Time (min)	Peak Area
>Ethanol	0.1053	1.211	69.256
n-Propanol	-----	2.016	185.448

Table 2: FID 2 B (column DB-ALC2)

Compound	Time (min)	Peak Area
Ethanol	1.379	83.742
n-Propanol	2.474	220.285

## Scottsdale Police Department Crime Lab Volatiles Analysis

<b>Sample:</b> [REDACTED]	<b>Item number:</b> 1234206
<b>Injection date:</b> 10/9/2018 6:09:49 PM	<b>Vial:</b> 21
<b>Method:</b> ethanol quant.M	<b>Sequence:</b> 9Oct18
<b>Instrument:</b> US14173023 CN14160045	<b>Analyst:</b> Adrian
<b>Data file:</b> C:\Chem32\1\Data\9Oct18\21.D	

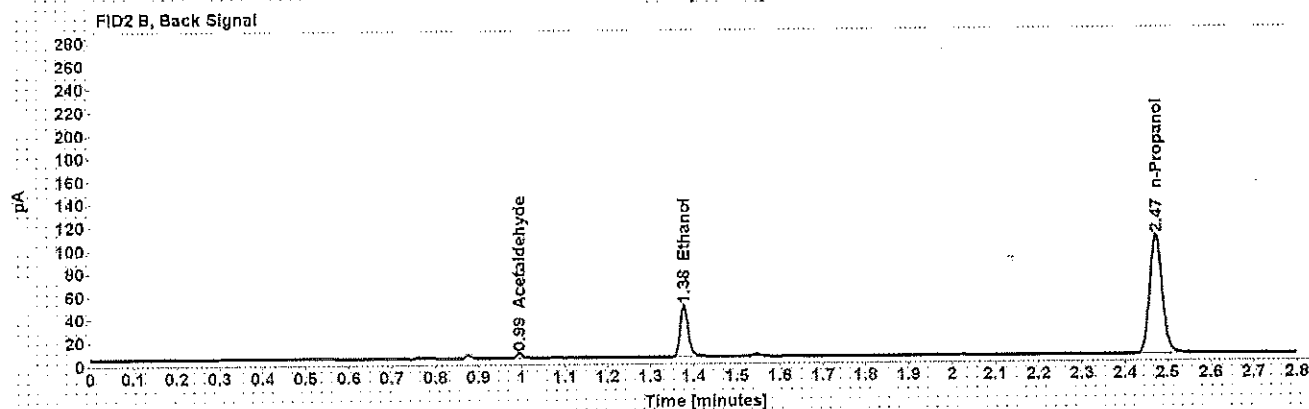
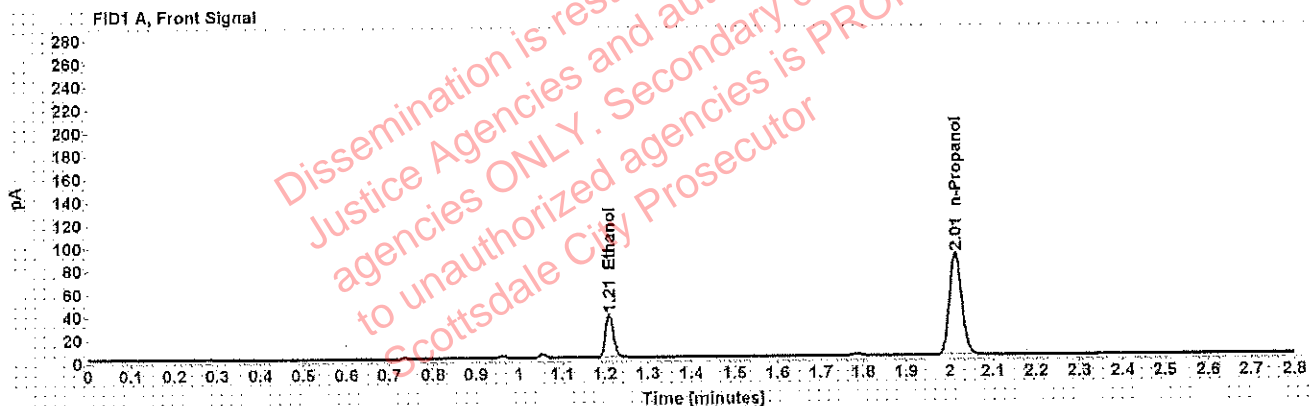


Table 1: FID 1 A (column DB-ALC1)

Compound	Amount (g/100mL)	Time (min)	Peak Area
>Ethanol	0.0762	1.210	47.833
n-Propanol	-----	2.014	178.258

Table 2: FID 2 B (column DB-ALC2)

Compound	Time (min)	Peak Area
Acetaldehyde	0.995	3.992
Ethanol	1.377	57.775
n-Propanol	2.472	212.598

## Scottsdale Police Department Crime Lab Volatiles Analysis

<b>Sample:</b> [REDACTED]	<b>Item number:</b> 1234206
<b>Injection date:</b> 10/9/2018 8:13:48 PM	<b>Vial:</b> 22
<b>Method:</b> ethanol quant.M	<b>Sequence:</b> 9Oct18
<b>Instrument:</b> US14173023 CN14160045	<b>Analyst:</b> Adrian
<b>Data file:</b> C:\Chem32\1\Data\9Oct18\22.D	

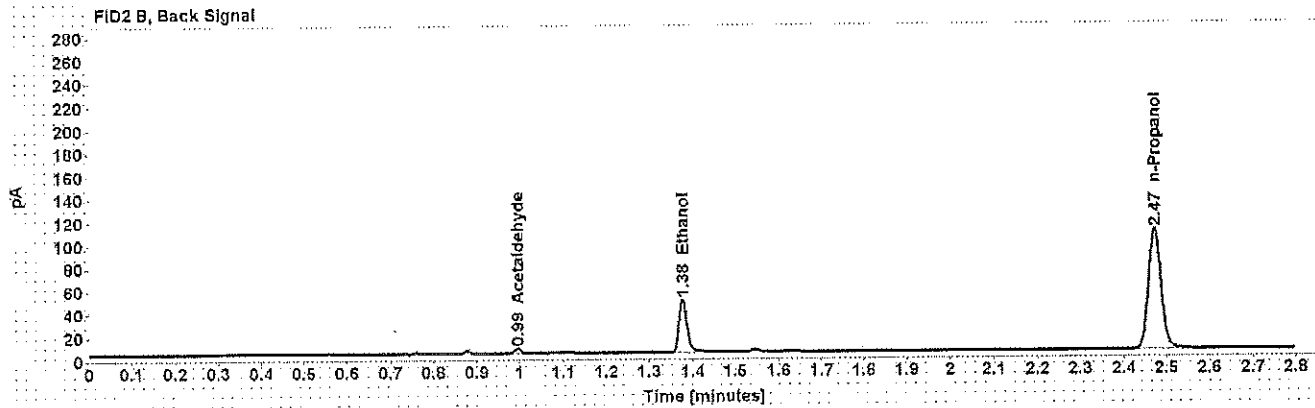
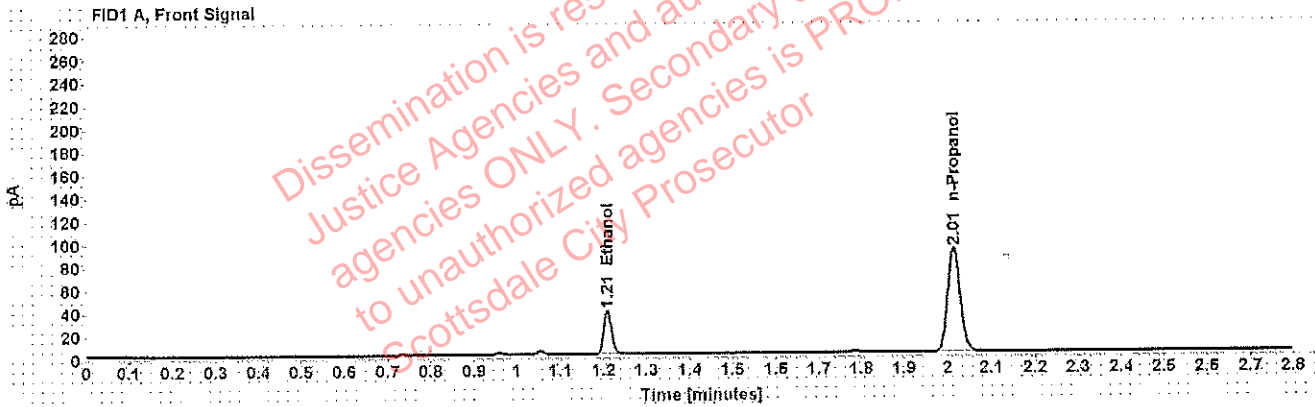


Table 1: FID 1 A (column DB-ALC1)

Compound	Amount (g/100mL)	Time (min)	Peak Area
>Ethanol	0.0760	1.210	48,536
n-Propanol	-----	2.014	181,157

Table 2: FID 2 B (column DB-ALC2)

Compound	Time (min)	Peak Area
Acetaldehyde	0.995	3,891
Ethanol	1.377	58,732
n-Propanol	2.472	216,007

## Scottsdale Police Department Crime Lab Volatiles Analysis

Sample: [REDACTED]	Item number: 1202987
Injection date: 10/9/2018 6:17:48 PM	Vial: 23
Method: ethanol quant.M	Sequence: 9Oct18
Instrument: US14173023 CN14160045	Analyst: Adrian
Data file: C:\Chem32\1\Data\9Oct18\23.D	

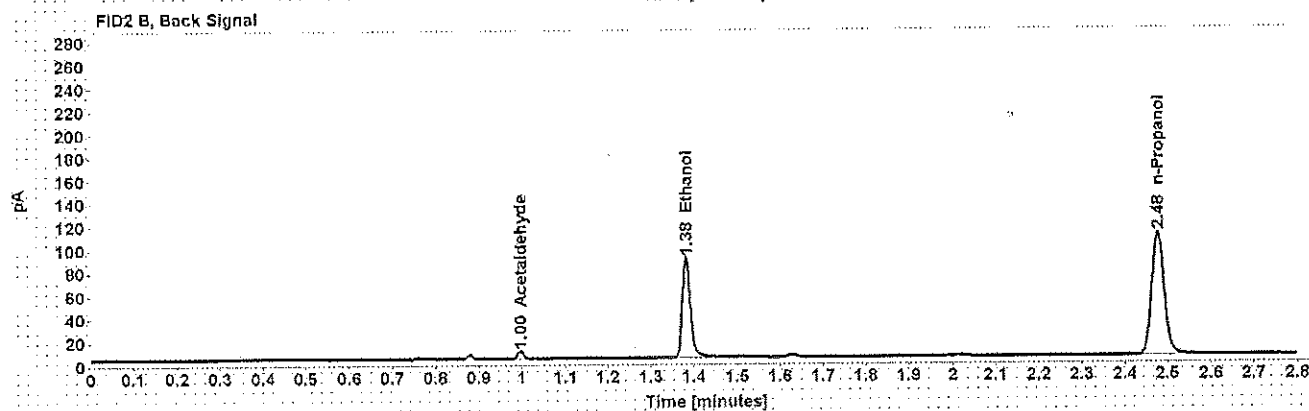
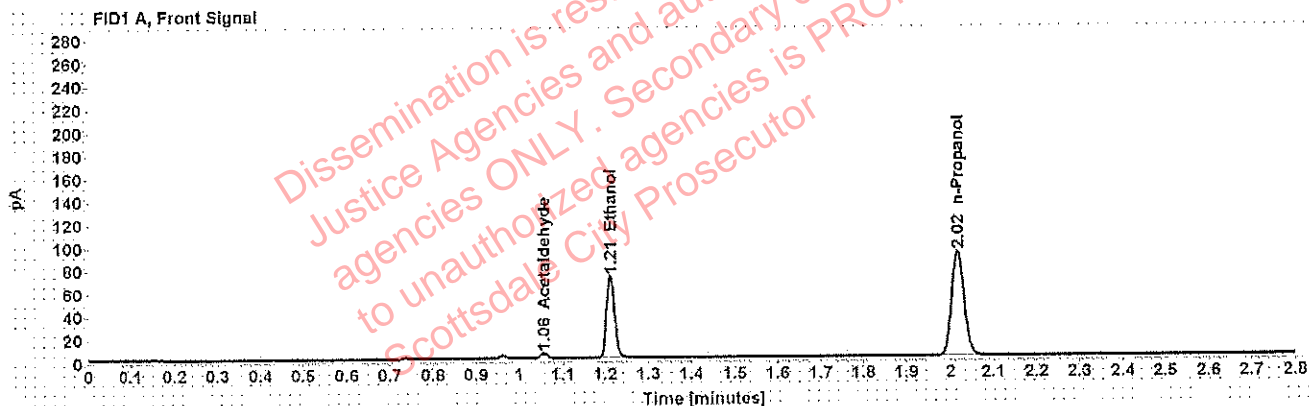


Table 1: FID 1 A (column DB-ALC1)

Compound	Amount (g/100mL)	Time (min)	Peak Area
Acetaldehyde	-----	1.056	4.294
>Ethanol	0.1414	1.212	92.061
n-Propanol	-----	2.017	182.864

Table 2: FID 2 B (column DB-ALC2)

Compound	Time (min)	Peak Area
Acetaldehyde	0.997	5.591
Ethanol	1.382	114.062
n-Propanol	2.477	218.421



## Scottsdale Police Department Crime Lab Volatiles Analysis

Sample: [REDACTED]	Item number: 1202987
Injection date: 10/9/2018 6:21:48 PM	Vial: 24
Method: ethanol quant.M	Sequence: 9Oct18
Instrument: US14173023 CN14160045	Analyst: Adrian
Data file: C:\Chem32\1\Data\9Oct18\24.D	

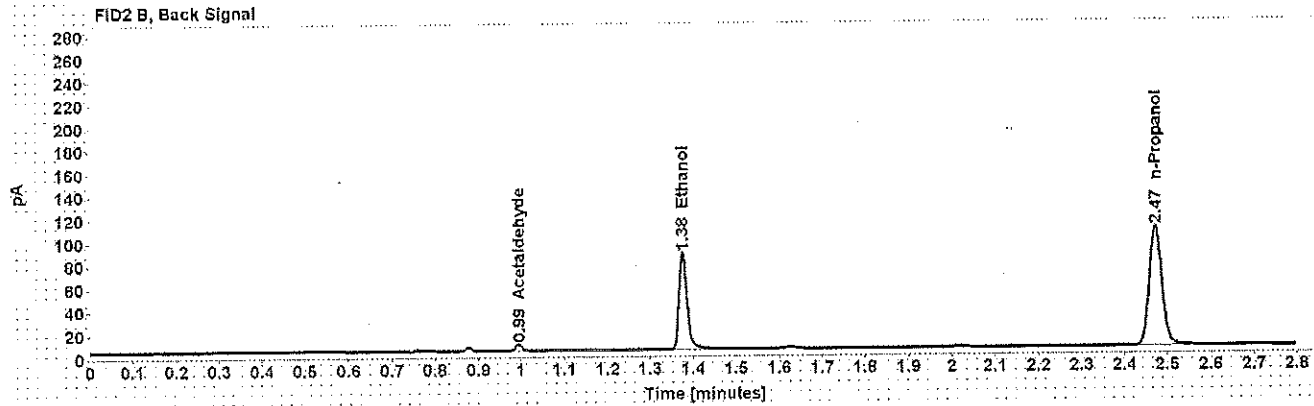
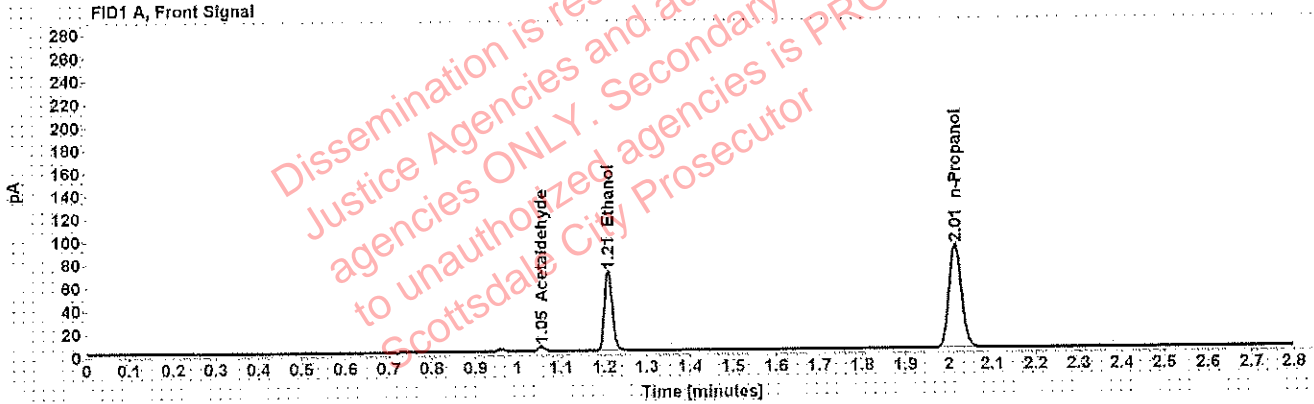


Table 1: FID 1 A (column DB-ALC1)

Compound	Amount (g/100mL)	Time (min)	Peak Area
Acetaldehyde	-----	1.055	4.149
>Ethanol	0.1380	1.209	87.939
n-Propanol	-----	2.014	179.090

Table 2: FID 2 B (column DB-ALC2)

Compound	Time (min)	Peak Area
Acetaldehyde	0.995	5.400
Ethanol	1.377	108.934
n-Propanol	2.472	213.661

## Scottsdale Police Department Crime Lab Volatiles Analysis

Sample: [REDACTED]	Item number: 1235639
Injection date: 10/9/2018 6:26:03 PM	Vial: 25
Method: ethanol quant.M	Sequence: 9Oct18
Instrument: US14173023 CN14160045	Analyst: Adrian
Data file: C:\Chem32\1\Data\9Oct18\25.D	

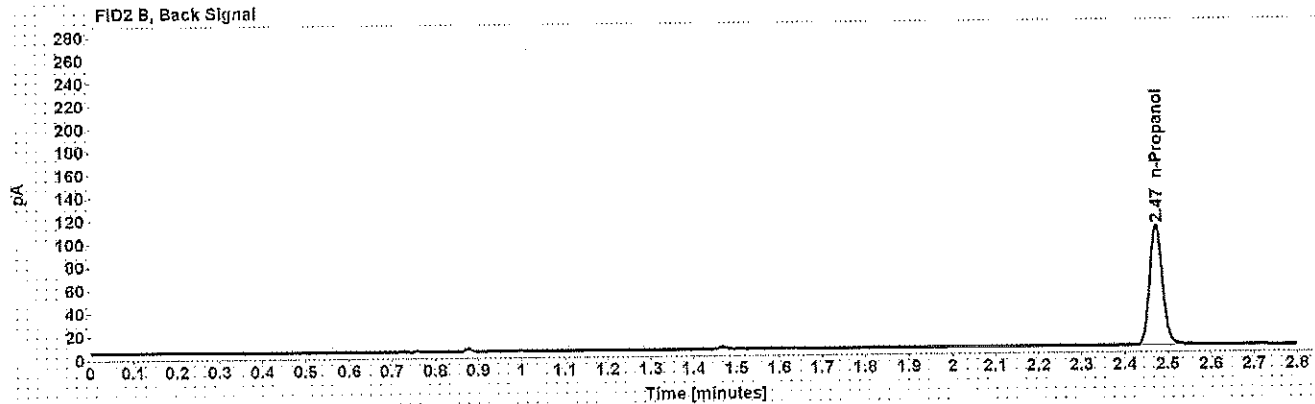
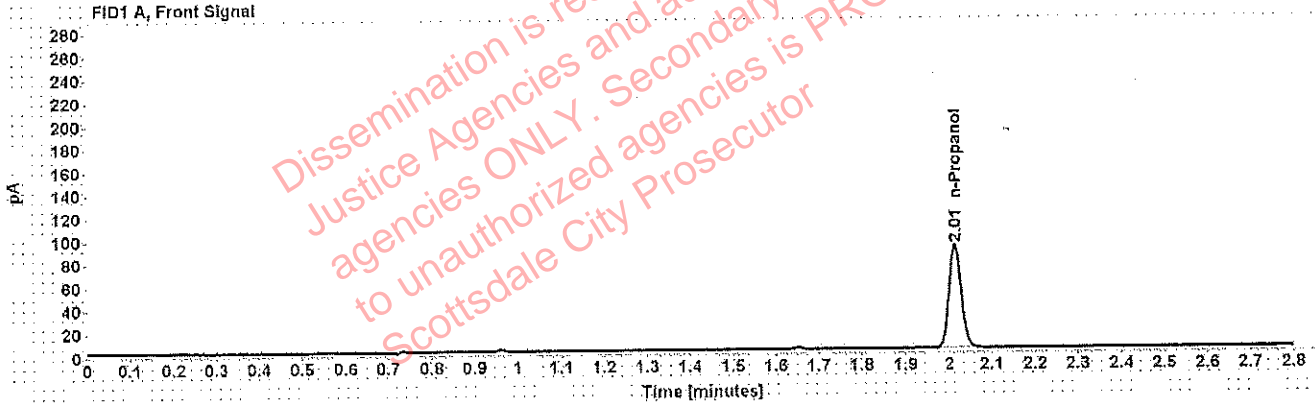


Table 1: FID 1 A (column DB-ALC1)

Compound	Amount (g/100mL)	Time (min)	Peak Area
n-Propanol	-----	2.014	179.174

Table 2: FID 2 B (column DB-ALC2)

Compound	Time (min)	Peak Area
n-Propanol	2.472	214.785

## Scottsdale Police Department Crime Lab Volatiles Analysis

Sample: [REDACTED]	Item number: 1235639
Injection date: 10/9/2018 6:30:03 PM	Vial: 26
Method: ethanol quant.M	Sequence: 9Oct18
Instrument: US14173023 CN14160045	Analyst: Adrian
Data file: C:\Chem32\1\Data\9Oct18\26.D	

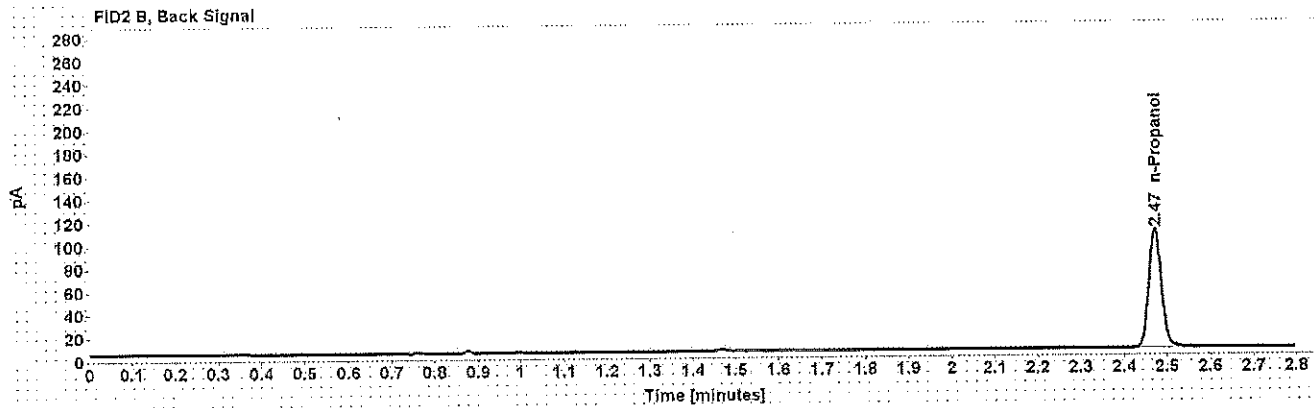
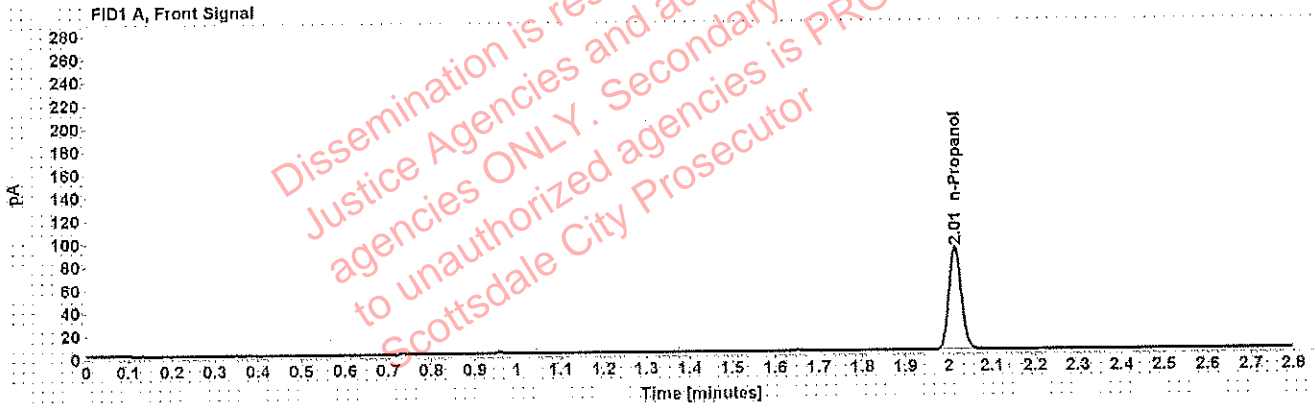


Table 1: FID 1 A (column DB-ALC1)

Compound	Amount (g/100mL)	Time (min)	Peak Area
n-Propanol	-----	2.014	177.721

Table 2: FID 2 B (column DB-ALC2)

Compound	Time (min)	Peak Area
n-Propanol	2.472	212.675

## Scottsdale Police Department Crime Lab Volatiles Analysis

Sample: [REDACTED]	Item number: 1232808
Injection date: 10/9/2018 6:34:03 PM	Vial: 27
Method: ethanol quant.M	Sequence: 9Oct18
Instrument: US14173023 CN14160045	Analyst: Adrian
Data file: C:\Chem32\1\Data\9Oct18\27.D	

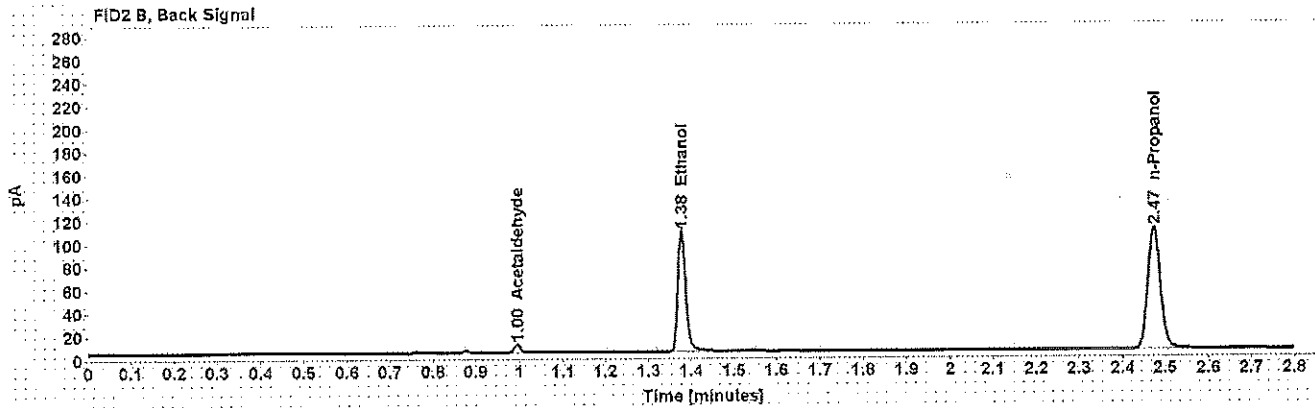
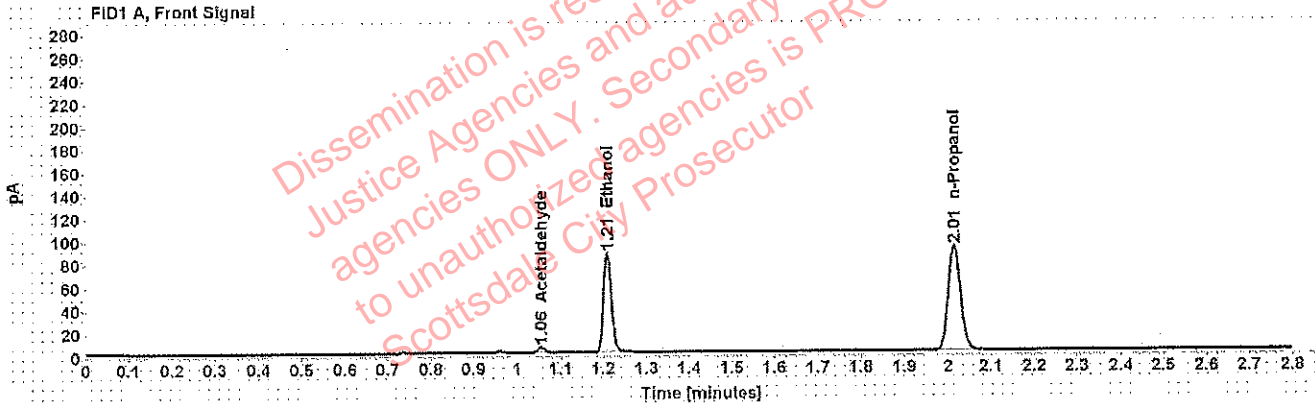


Table 1: FID 1 A (column DB-ALC1)

Compound	Amount (g/100mL)	Time (min)	Peak Area
Acetaldehyde	-----	1.055	4.900
>Ethanol	0.1709	1.210	110.934
n-Propanol	-----	2.015	182.024

Table 2: FID 2 B (column DB-ALC2)

Compound	Time (min)	Peak Area
Acetaldehyde	0.995	6.429
Ethanol	1.378	136.091
n-Propanol	2.473	217.597

## Scottsdale Police Department Crime Lab Volatiles Analysis

Sample: [REDACTED]	Item number: 1232808
Injection date: 10/9/2018 6:38:03 PM	Vial: 28
Method: ethanol quant.M	Sequence: 9Oct18
Instrument: US14173023 CN14160045	Analyst: Adrian
Data file: C:\Chem321\Data\9Oct18\28.D	

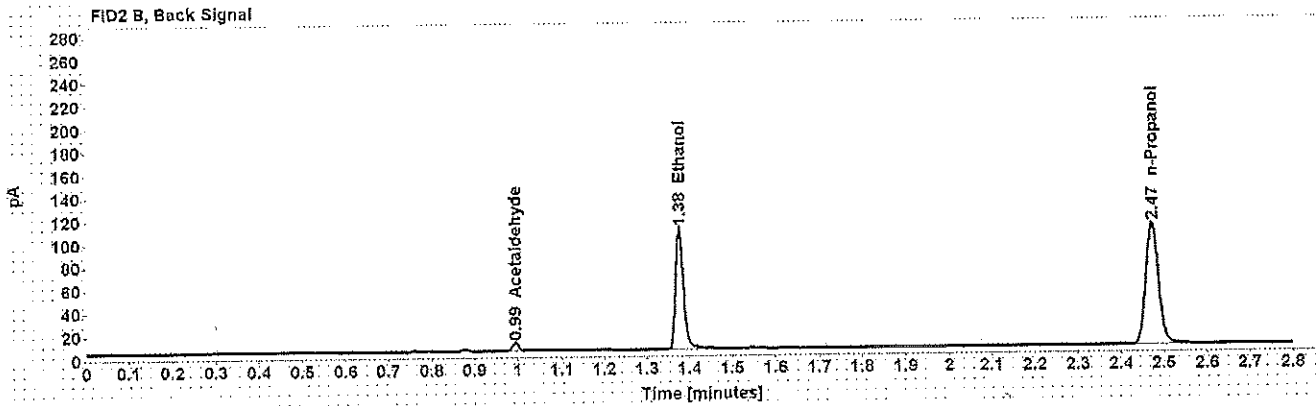
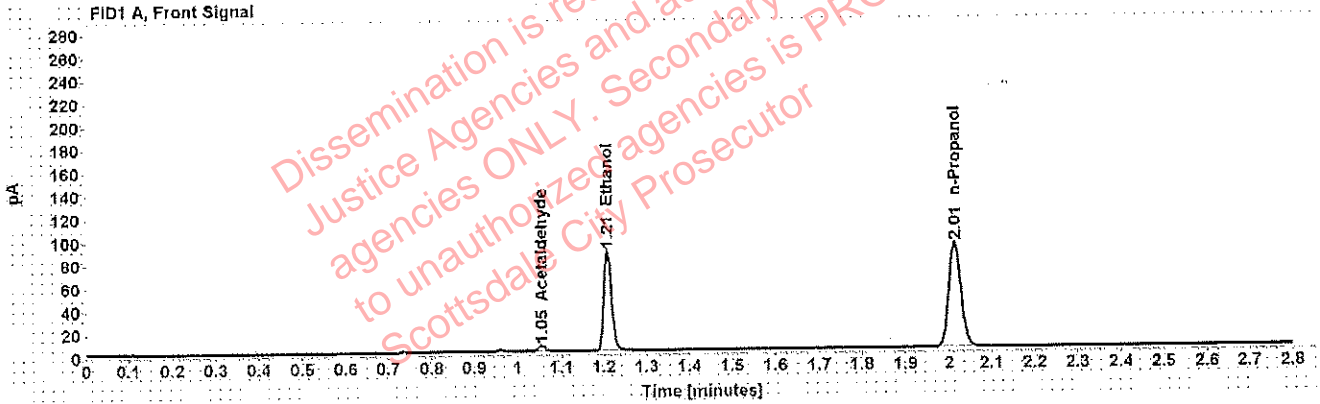


Table 1: FID 1 A (column DB-ALC1)

Compound	Amount (g/100mL)	Time (min)	Peak Area
Acetaldehyde	-----	1.055	5.129
>Ethanol	0.1701	1.209	110.385
n-Propanol	-----	2.014	181.955

Table 2: FID 2 B (column DB-ALC2)

Compound	Time (min)	Peak Area
Acetaldehyde	0.995	6.651
Ethanol	1.377	135.495
n-Propanol	2.472	217.674

## Scottsdale Police Department Crime Lab Volatiles Analysis

<b>Sample:</b> [REDACTED]	<b>Item number:</b> 1233320
<b>Injection date:</b> 10/9/2018 6:42:03 PM	<b>Vial:</b> 29
<b>Method:</b> ethanol quant.M	<b>Sequence:</b> 9Oct18
<b>Instrument:</b> US14173023 CN14160045	<b>Analyst:</b> Adrian
<b>Data file:</b> C:\Chem32\1\Data\9Oct18\29.D	

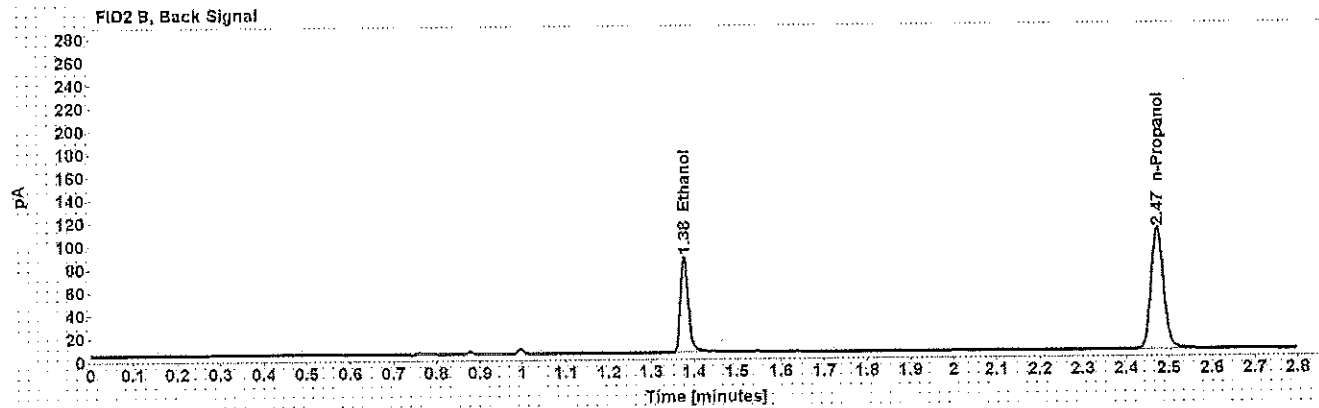
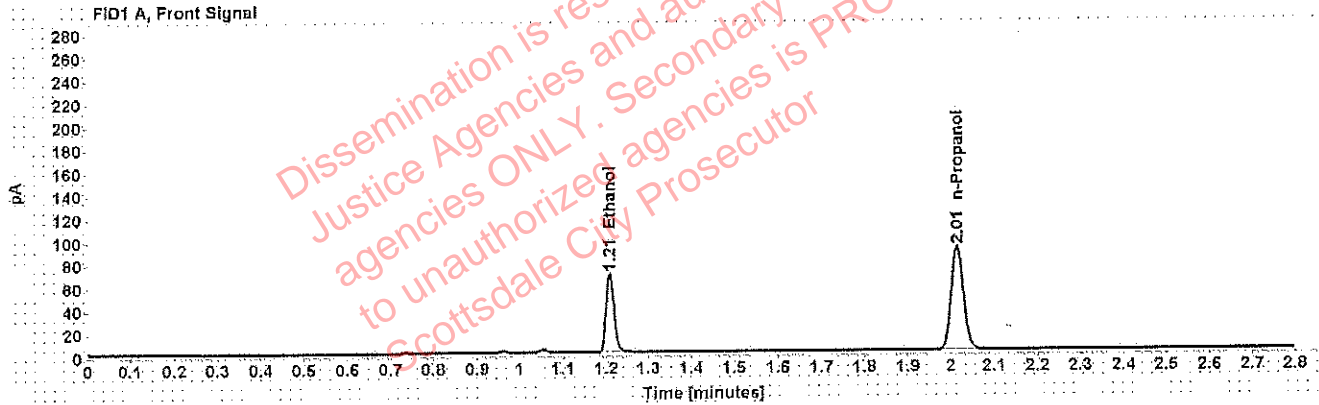


Table 1: FID 1 A (column DB-ALC1)

Compound	Amount (g/100mL)	Time (min)	Peak Area
>Ethanol	0.1365	1.209	87.636
n-Propanol	-----	2.015	180.457

Table 2: FID 2 B (column DB-ALC2)

Compound	Time (min)	Peak Area
Ethanol	1.377	107.532
n-Propanol	2.473	216.275

## Scottsdale Police Department Crime Lab Volatiles Analysis

<b>Sample:</b> [REDACTED]	<b>Item number:</b> 1233320
<b>Injection date:</b> 10/9/2018 6:46:03 PM	<b>Vial:</b> 30
<b>Method:</b> ethanol quant.M	<b>Sequence:</b> 9Oct18
<b>Instrument:</b> US14173023 CN14160045	<b>Analyst:</b> Adrian
<b>Data file:</b> C:\Chem32\1\Data\9Oct18\30.D	

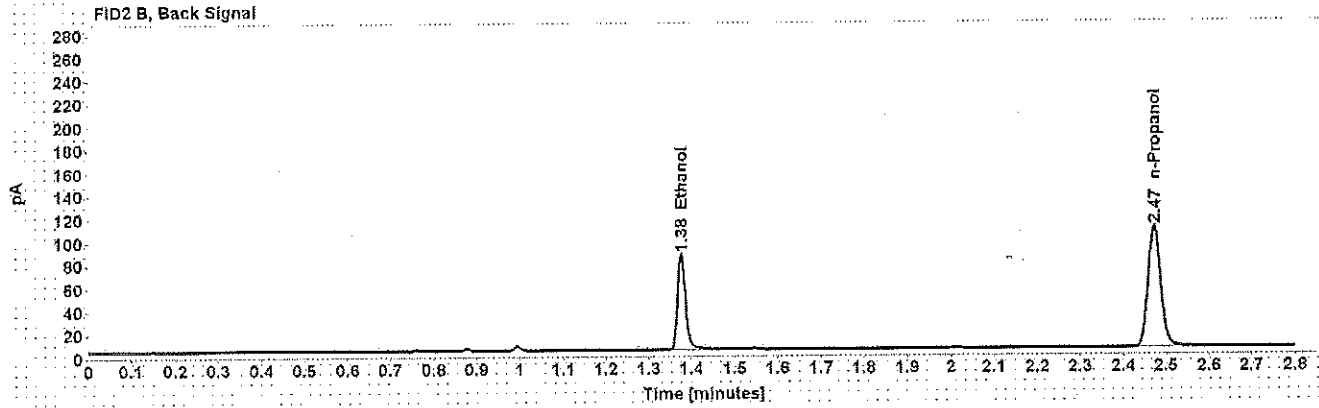
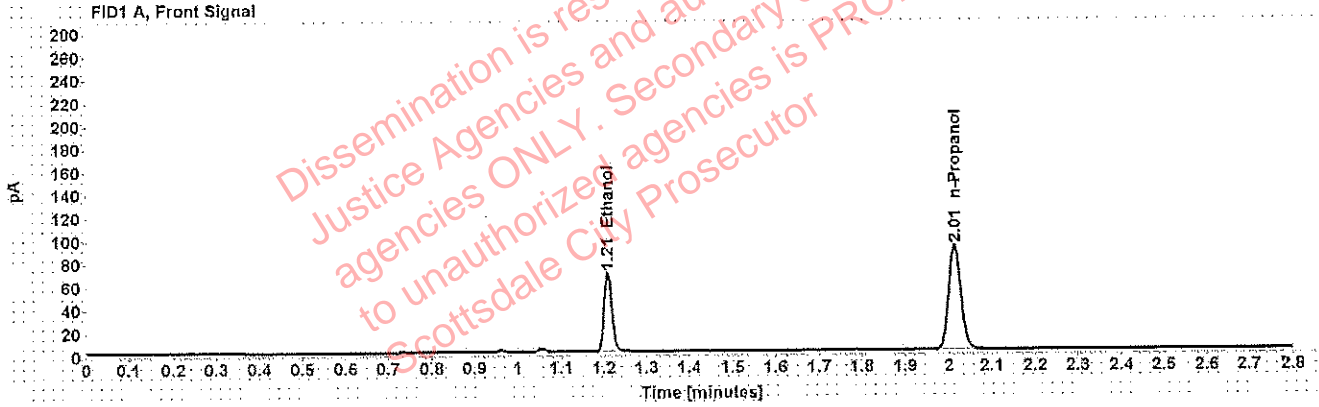


Table 1: FID 1 A (column DB-ALC1)

Compound	Amount (g/100mL)	Time (min)	Peak Area
>Ethanol	0.1359	1.209	87.510
n-Propanol	-----	2.014	180.957

Table 2: FID 2 B (column DB-ALC2)

Compound	Time (min)	Peak Area
Ethanol	1.377	107.226
n-Propanol	2.472	216.731

## Scottsdale Police Department Crime Lab Volatiles Analysis

<b>Sample:</b> [REDACTED]	<b>Item number:</b> 1232854
<b>Injection date:</b> 10/9/2018 6:54:18 PM	<b>Vial:</b> 32
<b>Method:</b> ethanol quant.M	<b>Sequence:</b> 9Oct18
<b>Instrument:</b> US14173023 CN14160045	<b>Analyst:</b> Adrian
<b>Data file:</b> C:\Chem32\1\Data\9Oct18\32.D	

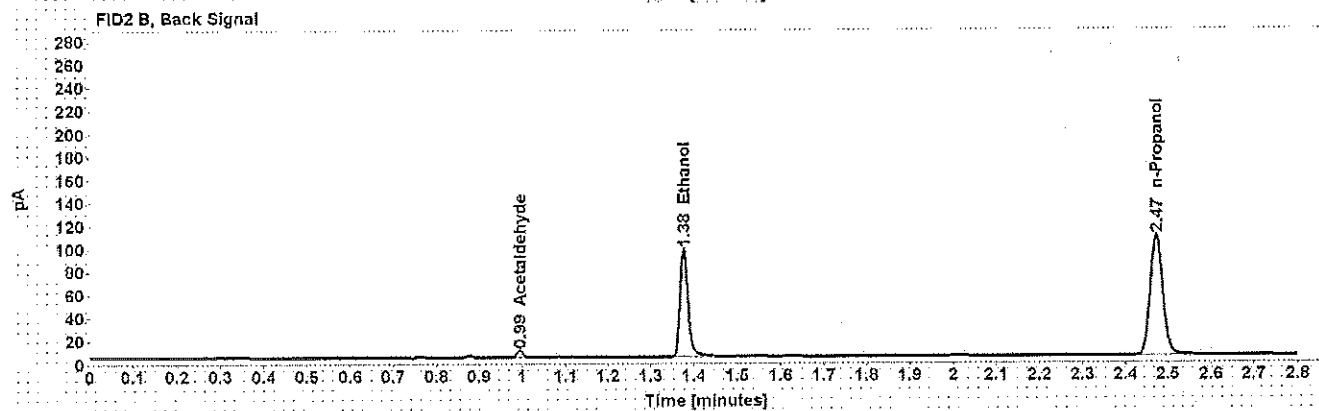
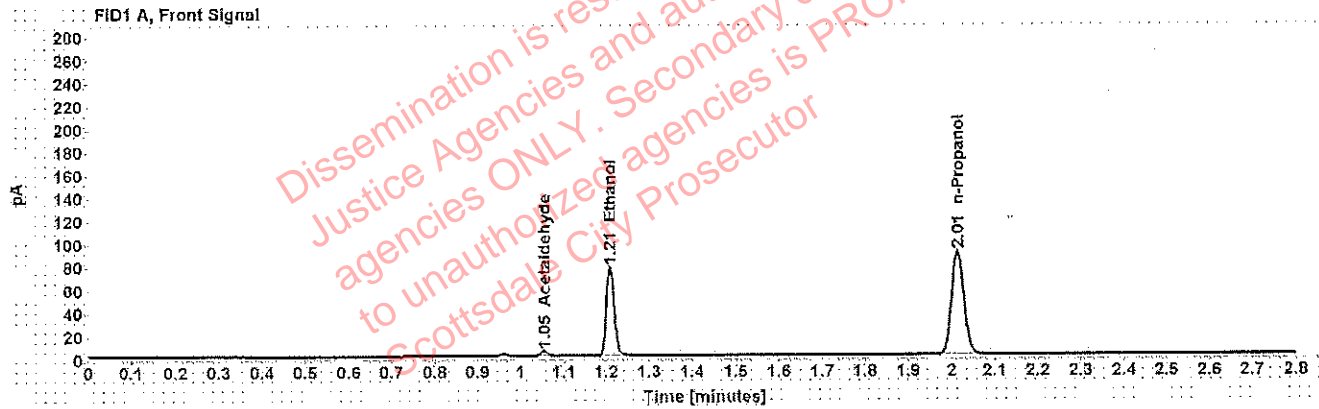


Table 1: FID 1 A (column DB-ALC1)

Compound	Amount (g/100mL)	Time (min)	Peak Area
Acetaldehyde	-----	1.055	4.420
>Ethanol	0.1535	1.209	98.525
n-Propanol	-----	2.014	180.101

Table 2: FID 2 B (column DB-ALC2)

Compound	Time (min)	Peak Area
Acetaldehyde	0.995	5.756
Ethanol	1.377	120.855
n-Propanol	2.472	215.669



## Scottsdale Police Department Crime Lab Volatiles Analysis

Sample: [REDACTED]	Item number: 1232854
Injection date: 10/9/2018 6:58:19 PM	Vial: 33
Method: ethanol quant.M	Sequence: 9Oct18
Instrument: US14173023 CN14160045	Analyst: Adrian
Data file: C:\Chem32\1\Data\9Oct18\33.D	

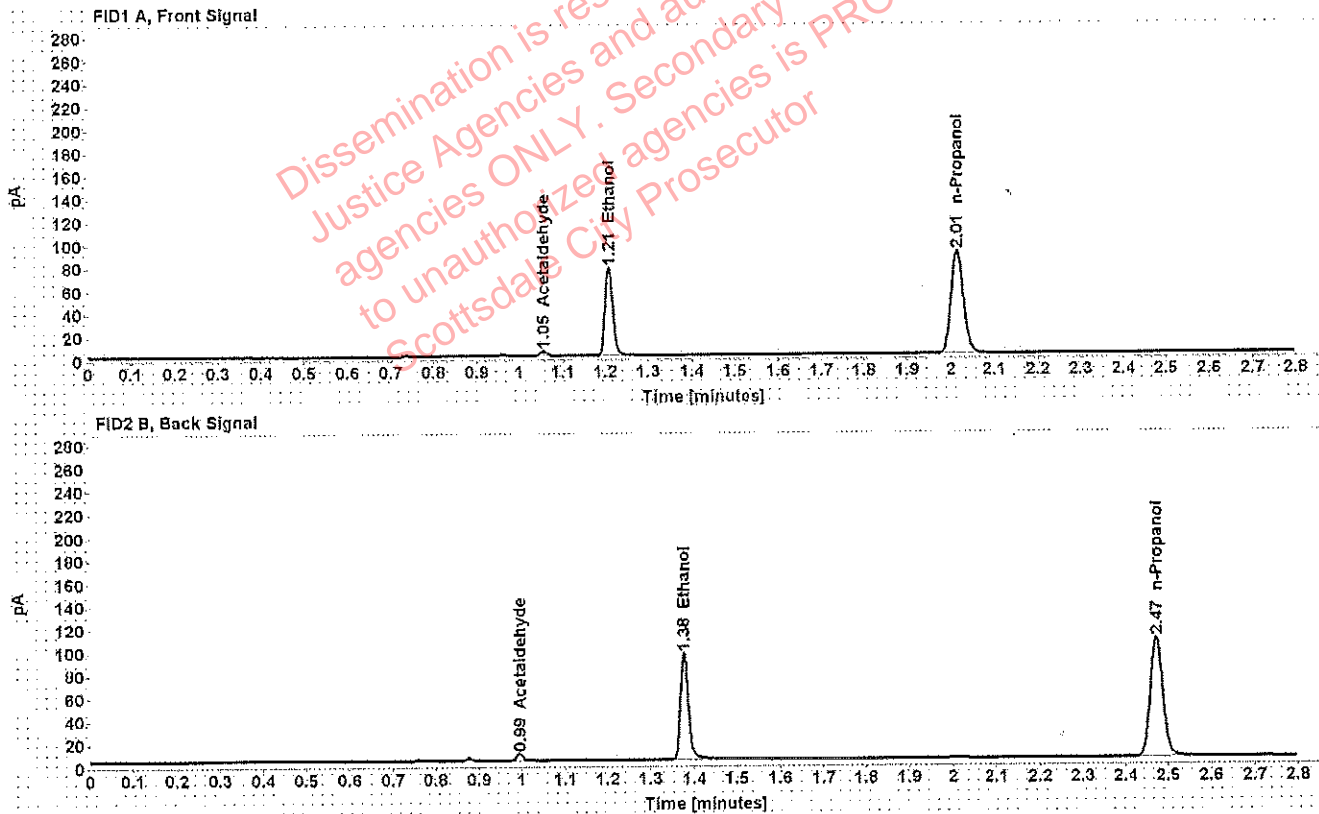


Table 1: FID 1 A (column DB-ALC1)

Compound	Amount (g/100mL)	Time (min)	Peak Area
Acetaldehyde	-----	1.055	4.507
>Ethanol	0.1532	1.209	97.580
n-Propanol	-----	2.014	178.734

Table 2: FID 2 B (column DB-ALC2)

Compound	Time (min)	Peak Area
Acetaldehyde	0.995	5.884
Ethanol	1.377	119.502
n-Propanol	2.472	213.765

## Scottsdale Police Department Crime Lab Volatiles Analysis

<b>Sample:</b> [REDACTED]	<b>Item number:</b> 1232309
<b>Injection date:</b> 10/9/2018 7:02:18 PM	<b>Vial:</b> 34
<b>Method:</b> ethanol quant.M	<b>Sequence:</b> 9Oct18
<b>Instrument:</b> US14173023 CN14160045	<b>Analyst:</b> Adrian
<b>Data file:</b> C:\Chem32\1\Data\9Oct18\34.D	

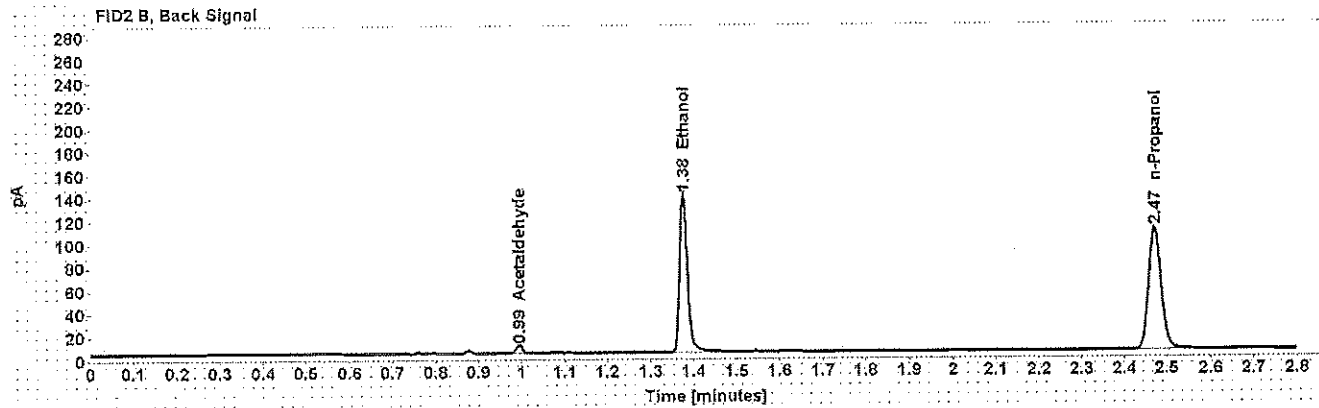
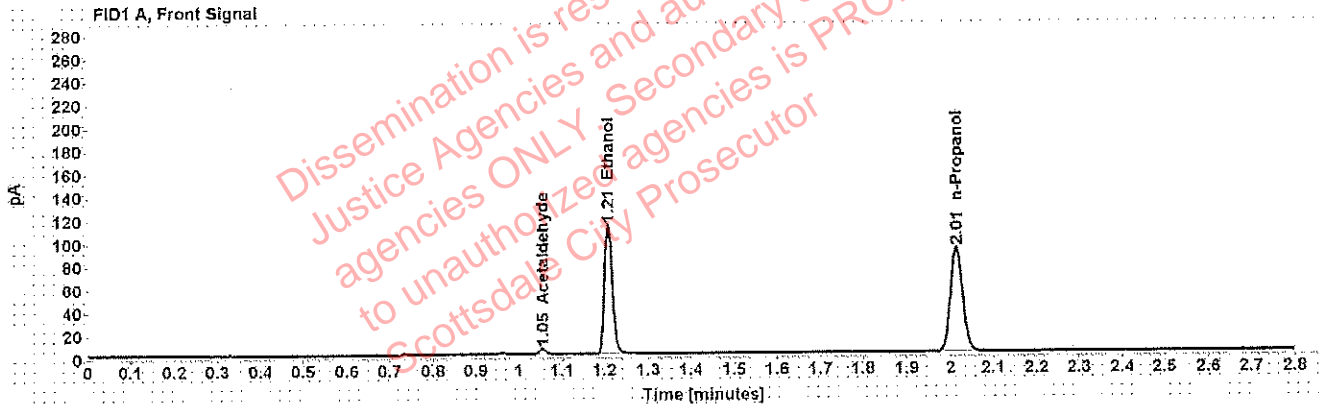


Table 1: FID 1 A (column DB-ALC1)

Compound	Amount (g/100mL)	Time (min)	Peak Area
Acetaldehyde	-----	1.055	4.925
>Ethanol	0.2202	1.209	142.827
n-Propanol	-----	2.014	181.491

Table 2: FID 2 B (column DB-ALC2)

Compound	Time (min)	Peak Area
Acetaldehyde	0.995	6.448
Ethanol	1.377	175.735
n-Propanol	2.472	217.505

## Scottsdale Police Department Crime Lab Volatiles Analysis

<b>Sample:</b> [REDACTED]	<b>Item number:</b> 1232309
<b>Injection date:</b> 10/9/2018 7:06:18 PM	<b>Vial:</b> 35
<b>Method:</b> ethanol quant.M	<b>Sequence:</b> 9Oct18
<b>Instrument:</b> US14173023 CN14160045	<b>Analyst:</b> Adrian
<b>Data file:</b> C:\Chem32\1\Data\9Oct18\35.D	

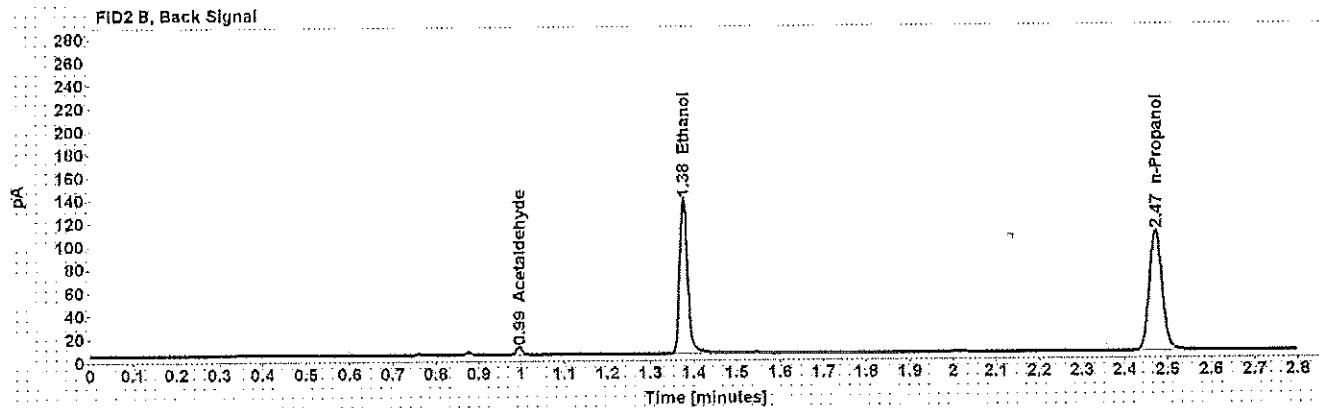
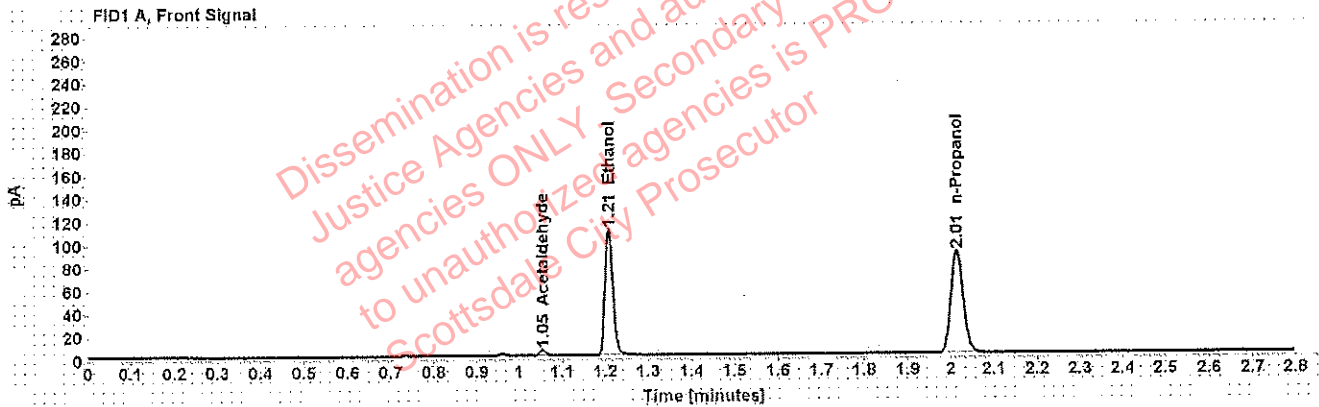


Table 1: FID 1 A (column DB-ALC1)

Compound	Amount (g/100mL)	Time (min)	Peak Area
Acetaldehyde	-----	1.055	4.831
>Ethanol	0.2194	1.209	139.576
n-Propanol	-----	2.014	177.948

Table 2: FID 2 B (column DB-ALC2)

Compound	Time (min)	Peak Area
Acetaldehyde	0.995	6.293
Ethanol	1.376	171.330
n-Propanol	2.472	213.048

## Scottsdale Police Department Crime Lab Volatiles Analysis

<b>Sample:</b> [REDACTED]	<b>Item number:</b> 1205639
<b>Injection date:</b> 10/9/2018 7:10:18 PM	<b>Vial:</b> 36
<b>Method:</b> ethanol quant.M	<b>Sequence:</b> 9Oct18
<b>Instrument:</b> US14173023 CN14160045	<b>Analyst:</b> Adrian
<b>Data file:</b> C:\Chem32\1\Data\9Oct18\36.D	

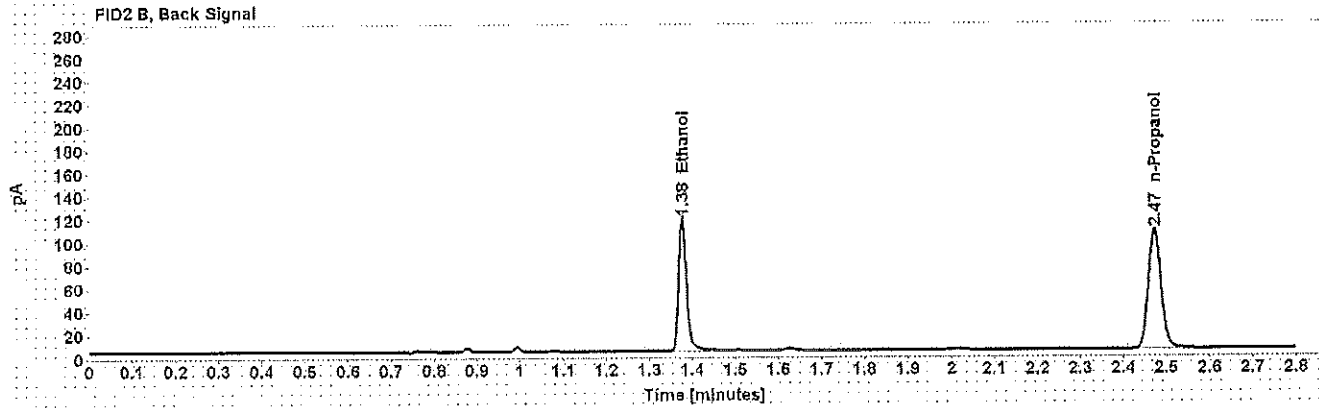
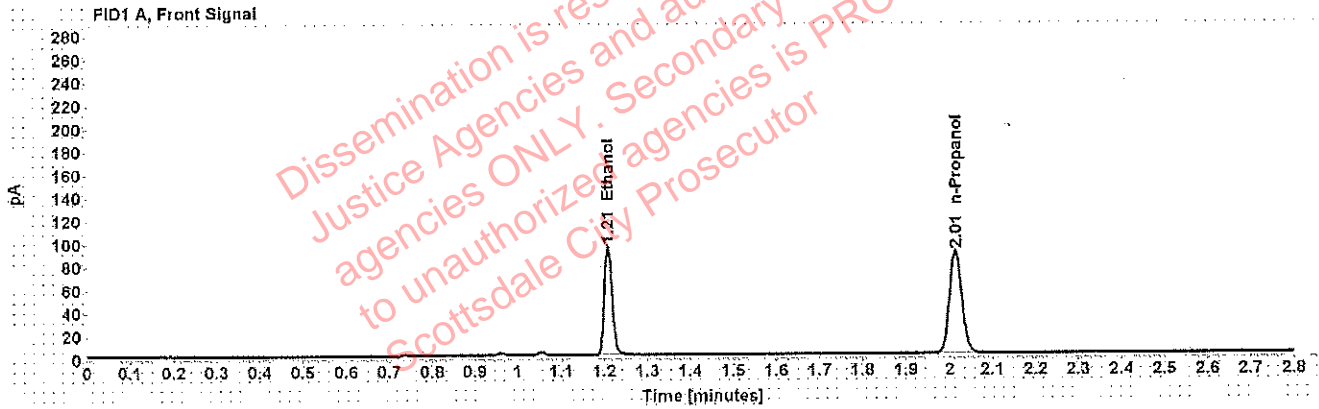


Table 1: FID 1 A (column DB-ALC1)

Compound	Amount (g/100mL)	Time (min)	Peak Area
>Ethanol	0.1899	1.209	120.389
n-Propanol	-----	2.014	177.604

Table 2: FID 2 B (column DB-ALC2)

Compound	Time (min)	Peak Area
Ethanol	1.377	149.574
n-Propanol	2.472	213.685

## Scottsdale Police Department Crime Lab Volatiles Analysis

<b>Sample:</b> [REDACTED]	<b>Item number:</b> 1205639
<b>Injection date:</b> 10/9/2018 7:14:33 PM	<b>Vial:</b> 37
<b>Method:</b> ethanol quant.M	<b>Sequence:</b> 9Oct18
<b>Instrument:</b> US14173023 CN14160045	<b>Analyst:</b> Adrian
<b>Data file:</b> C:\Chem32\1\Data\9Oct18\37.D	

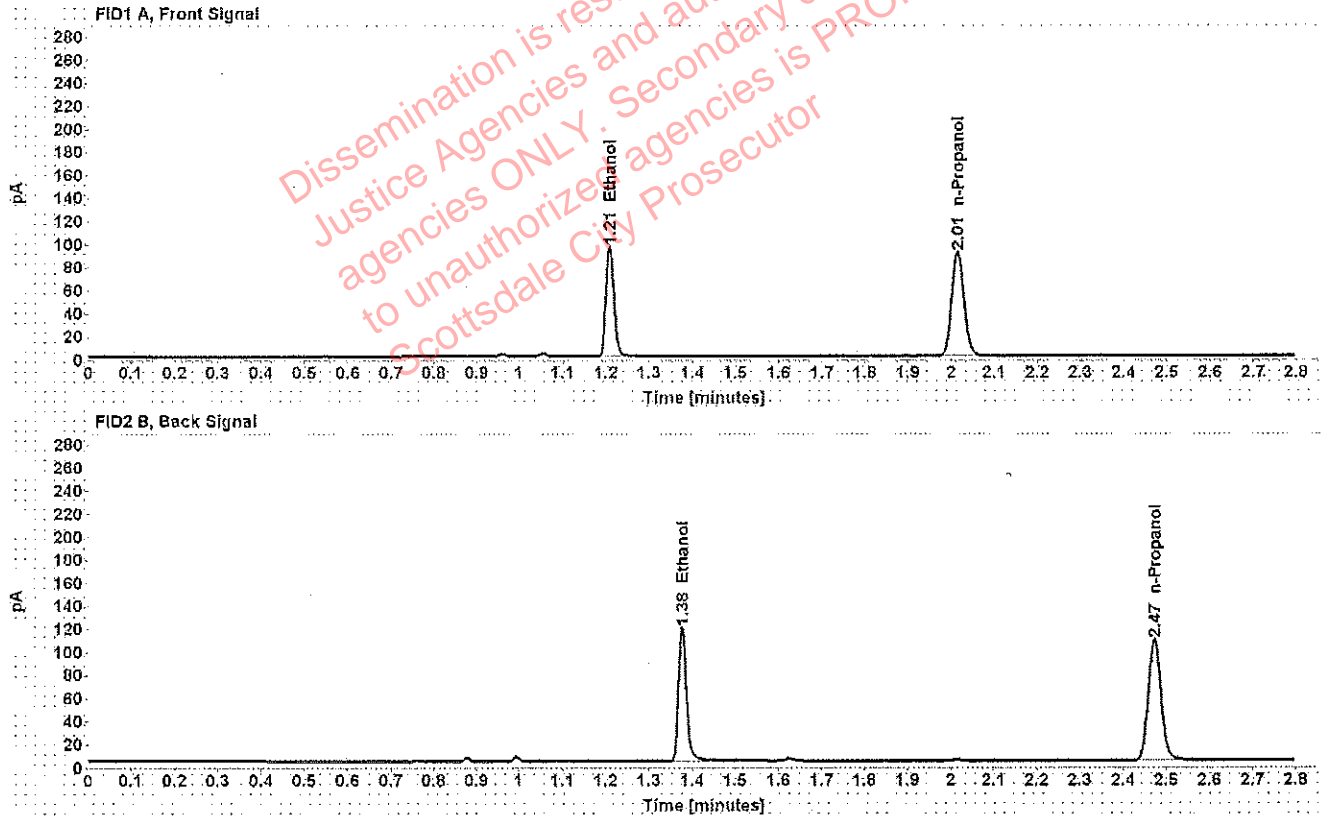


Table 1: FID 1 A (column DB-ALC1)

Compound	Amount (g/100mL)	Time (min)	Peak Area
>Ethanol	0.1901	1.209	121.959
n-Propanol	-----	2.014	179.702

Table 2: FID 2 B (column DB-ALC2)

Compound	Time (min)	Peak Area
Ethanol	1.377	151.055
n-Propanol	2.473	216.245

## Scottsdale Police Department Crime Lab Volatiles Analysis

<b>Sample:</b> [REDACTED]	<b>Item number:</b> 1236189
<b>Injection date:</b> 10/9/2018 7:18:33 PM	<b>Vial:</b> 38
<b>Method:</b> ethanol quant.M	<b>Sequence:</b> 9Oct18
<b>Instrument:</b> US14173023 CN14160045	<b>Analyst:</b> Adrian
<b>Data file:</b> C:\Chem32\1\Data\9Oct18\38.D	

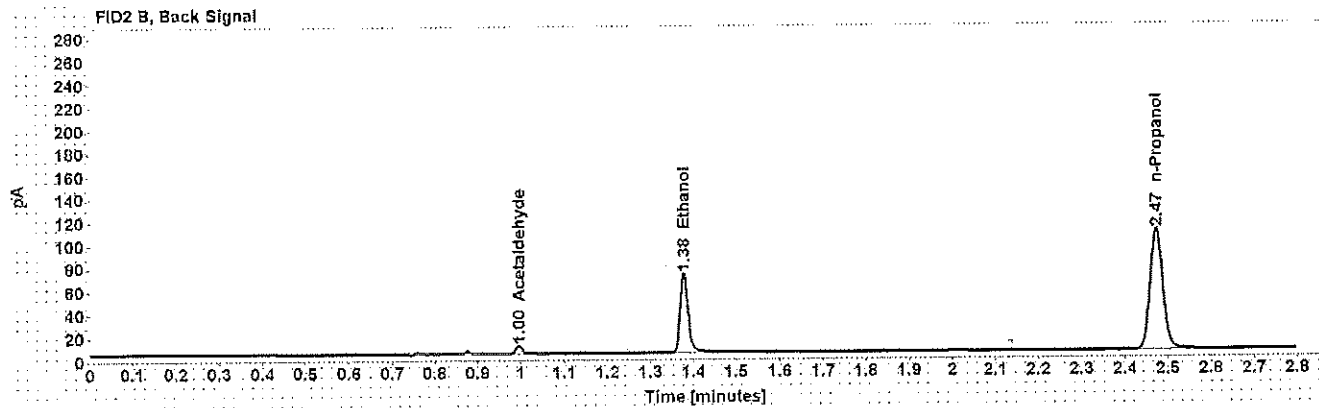
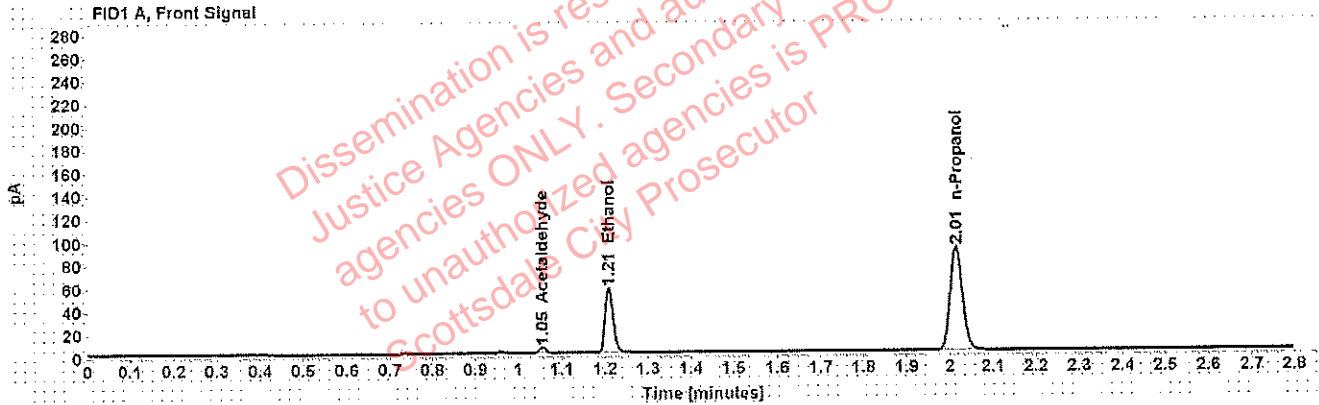


Table 1: FID 1 A (column DB-ALC1)

Compound	Amount (g/100mL)	Time (min)	Peak Area
Acetaldehyde	-----	1.055	4.894
>Ethanol	0.1136	1.210	72.283
n-Propanol	-----	2.015	179.330

Table 2: FID 2 B (column DB-ALC2)

Compound	Time (min)	Peak Area
Acetaldehyde	0.995	6.422
Ethanol	1.378	87.738
n-Propanol	2.473	215.153

## Scottsdale Police Department Crime Lab Volatiles Analysis

<b>Sample:</b> [REDACTED]	<b>Item number:</b> 1236189
<b>Injection date:</b> 10/9/2018 7:22:33 PM	<b>Vial:</b> 39
<b>Method:</b> ethanol quant.M	<b>Sequence:</b> 9Oct18
<b>Instrument:</b> US14173023 CN14160045	<b>Analyst:</b> Adrian
<b>Data file:</b> C:\Chem3211\Data\9Oct18\39.D	

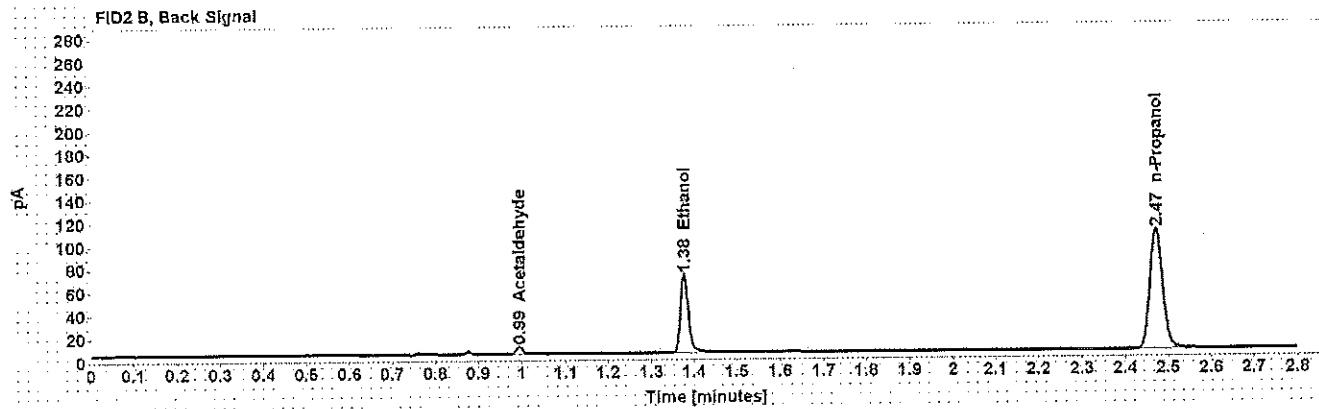
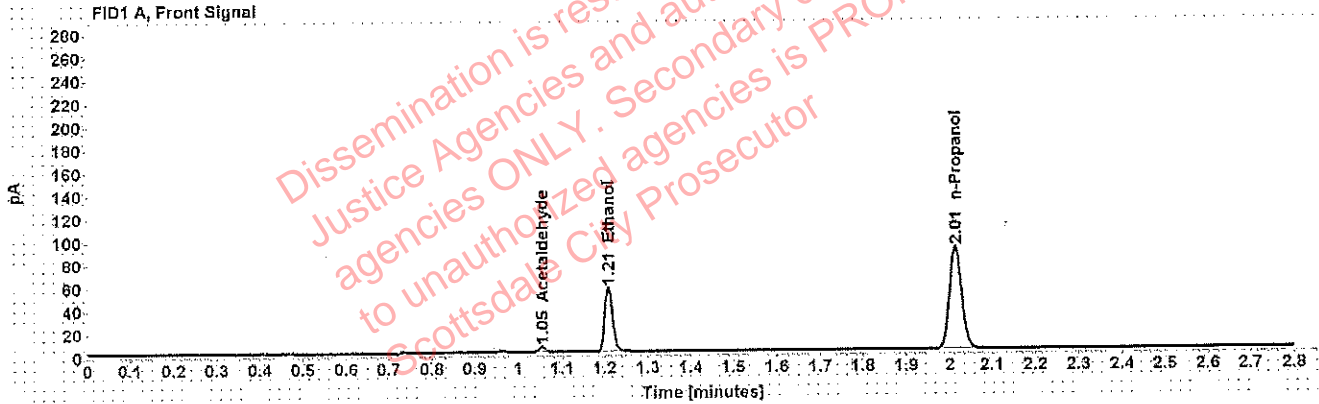


Table 1: FID 1 A (column DB-ALC1)

Compound	Amount (g/100mL)	Time (min)	Peak Area
Acetaldehyde	-----	1.055	4.666
>Ethanol	0.1128	1.209	71.288
n-Propanol	-----	2.014	178.145

Table 2: FID 2 B (column DB-ALC2)

Compound	Time (min)	Peak Area
Acetaldehyde	0.995	6.076
Ethanol	1.377	86.690
n-Propanol	2.472	214.287

## Scottsdale Police Department Crime Lab Volatiles Analysis

<b>Sample:</b> [REDACTED]	<b>Item number:</b> 1237431
<b>Injection date:</b> 10/9/2018 7:26:34 PM	<b>Vial:</b> 40
<b>Method:</b> ethanol quant.M	<b>Sequence:</b> 9Oct18
<b>Instrument:</b> US14173023 CN14160045	<b>Analyst:</b> Adrian
<b>Data file:</b> C:\Chem321\Data\9Oct18\40.D	

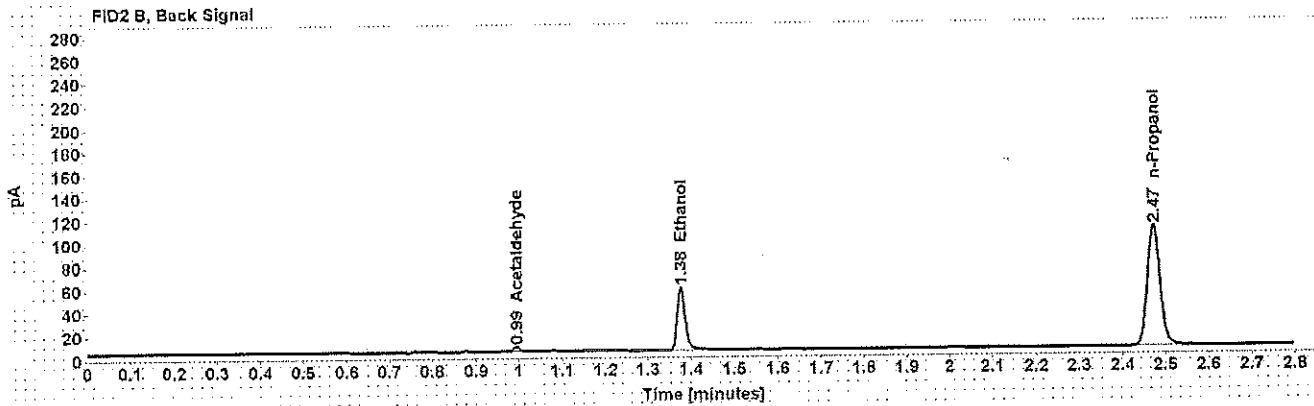
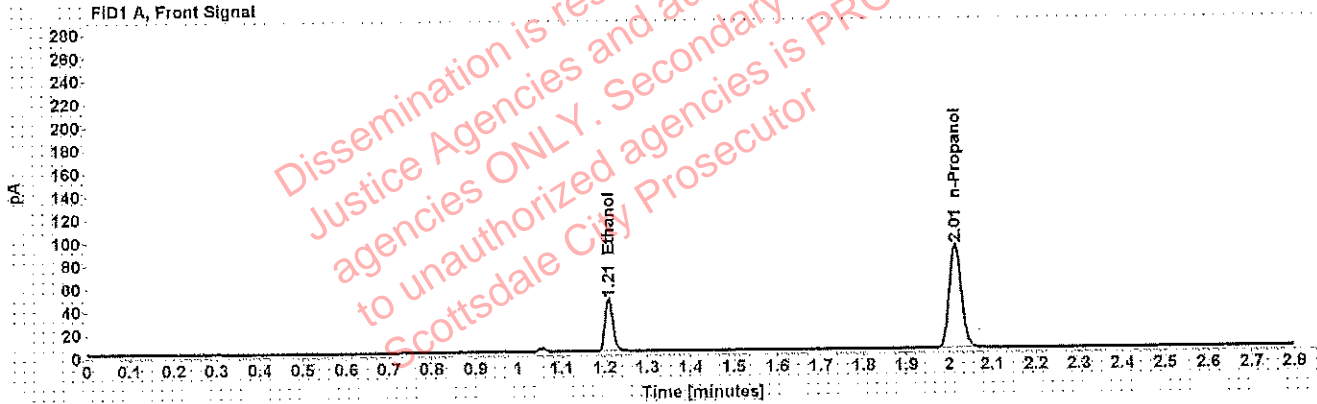


Table 1: FID 1 A (column DB-ALC1)

Compound	Amount (g/100mL)	Time (min)	Peak Area
>Ethanol	0.0909	1.209	57.786
n-Propanol	-----	2.014	179.783

Table 2: FID 2 B (column DB-ALC2)

Compound	Time (min)	Peak Area
Acetaldehyde	0.995	4.161
Ethanol	1.377	70.281
n-Propanol	2.472	215.733



## Scottsdale Police Department Crime Lab Volatiles Analysis

Sample: [REDACTED]	Item number: 1237431
Injection date: 10/9/2018 7:30:33 PM	Vial: 41
Method: ethanol quant.M	Sequence: 9Oct18
Instrument: US14173023 CN14160045	Analyst: Adrian
Data file: C:\Chem32\1\Data\9Oct18\41.D	

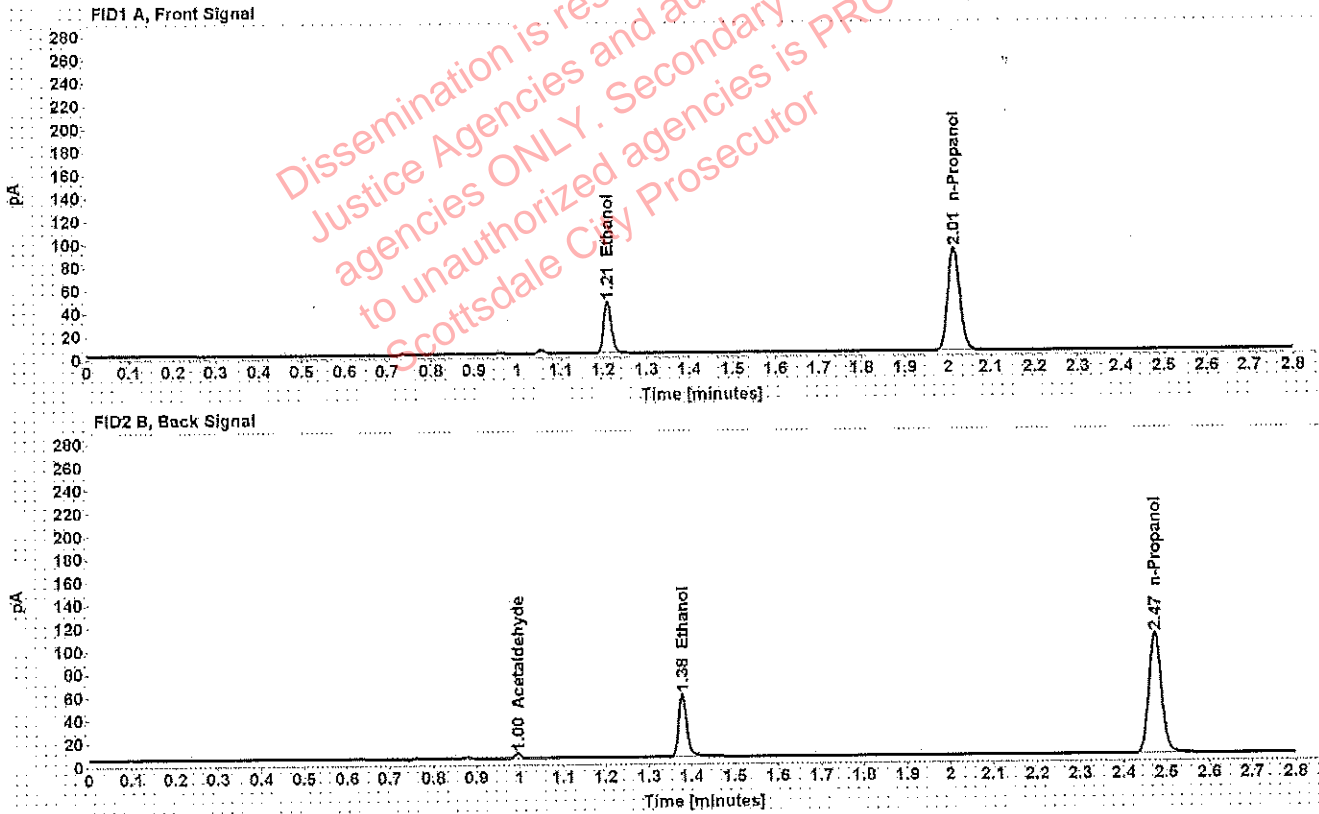


Table 1: FID 1 A (column DB-ALC1)

Compound	Amount (g/100mL)	Time (min)	Peak Area
>Ethanol	0.0910	1.210	57.567
n-Propanol	-----	2.015	178.946

Table 2: FID 2 B (column DB-ALC2)

Compound	Time (min)	Peak Area
Acetaldehyde	0.995	4.267
Ethanol	1.378	70.105
n-Propanol	2.473	215.493

## Scottsdale Police Department Crime Lab Volatiles Analysis

<b>Sample:</b> [REDACTED]	<b>Item number:</b> 1219579
<b>Injection date:</b> 10/9/2018 7:38:48 PM	<b>Vial:</b> 43
<b>Method:</b> ethanol quant.M	<b>Sequence:</b> 9Oct18
<b>Instrument:</b> US14173023 CN14160045	<b>Analyst:</b> Adrian
<b>Data file:</b> C:\Chem32\1\Data\9Oct18\43.D	

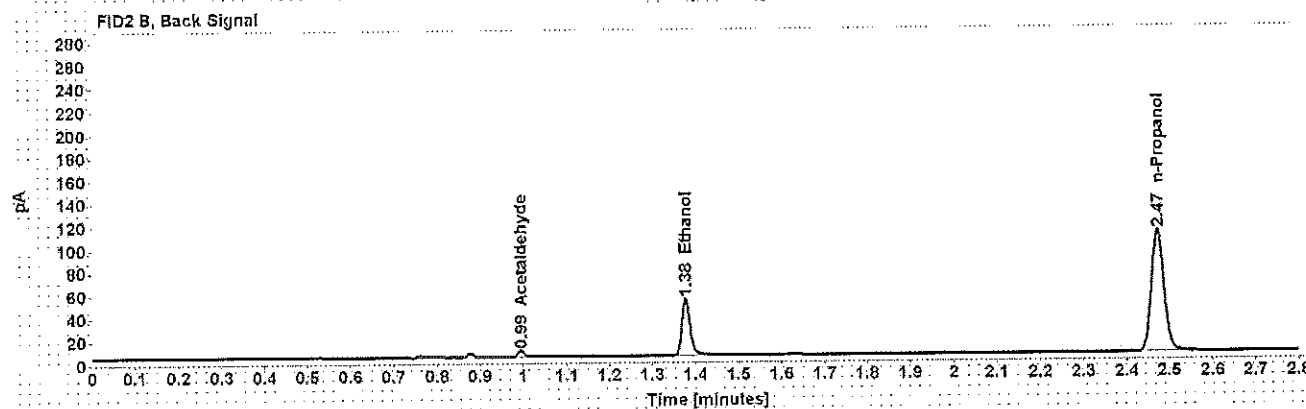
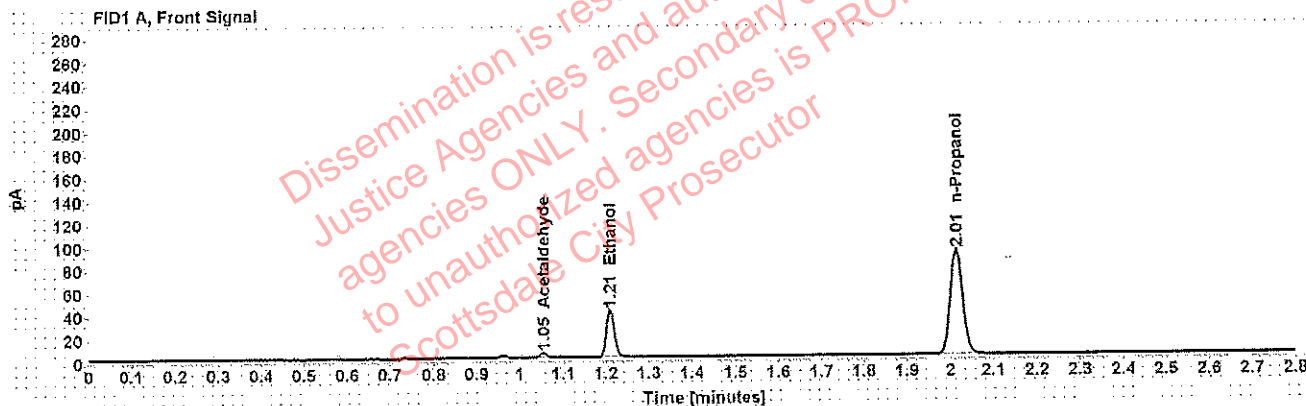


Table 1: FID 1 A (column DB-ALC1)

Compound	Amount (g/100mL)	Time (min)	Peak Area
Acetaldehyde	-----	1.055	4.056
>Ethanol	0.0811	1.210	52.152
n-Propanol	-----	2.014	182.298

Table 2: FID 2 B (column DB-ALC2)

Compound	Time (min)	Peak Area
Acetaldehyde	0.995	5.339
Ethanol	1.377	63.319
n-Propanol	2.472	219.189

## Scottsdale Police Department Crime Lab Volatiles Analysis

<b>Sample:</b> [REDACTED]	<b>Item number:</b> 1219579
<b>Injection date:</b> 10/9/2018 7:42:48 PM	<b>Vial:</b> 44
<b>Method:</b> ethanol quant.M	<b>Sequence:</b> 9Oct18
<b>Instrument:</b> US14173023 CN14160045	<b>Analyst:</b> Adrian
<b>Data file:</b> C:\Chem32\1\Data\9Oct18\44.D	

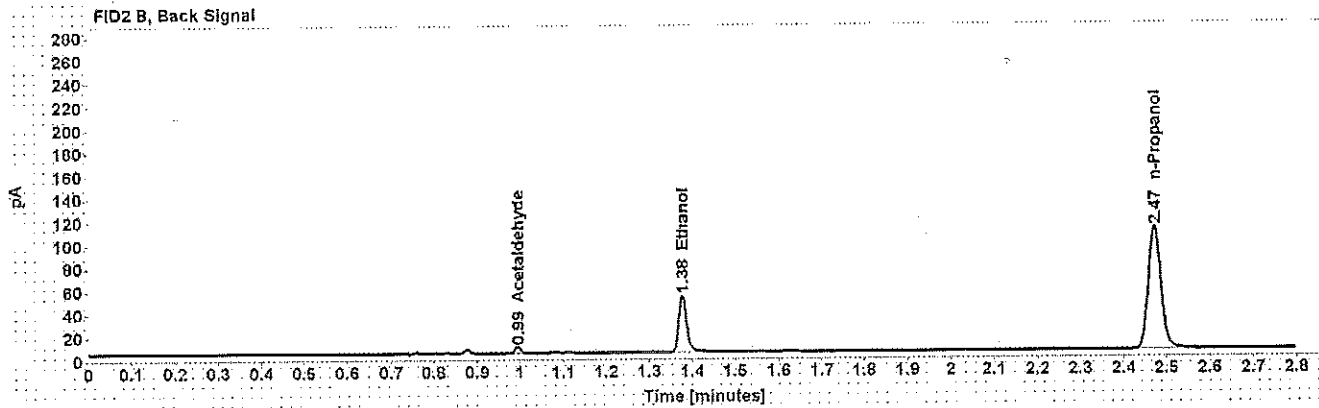
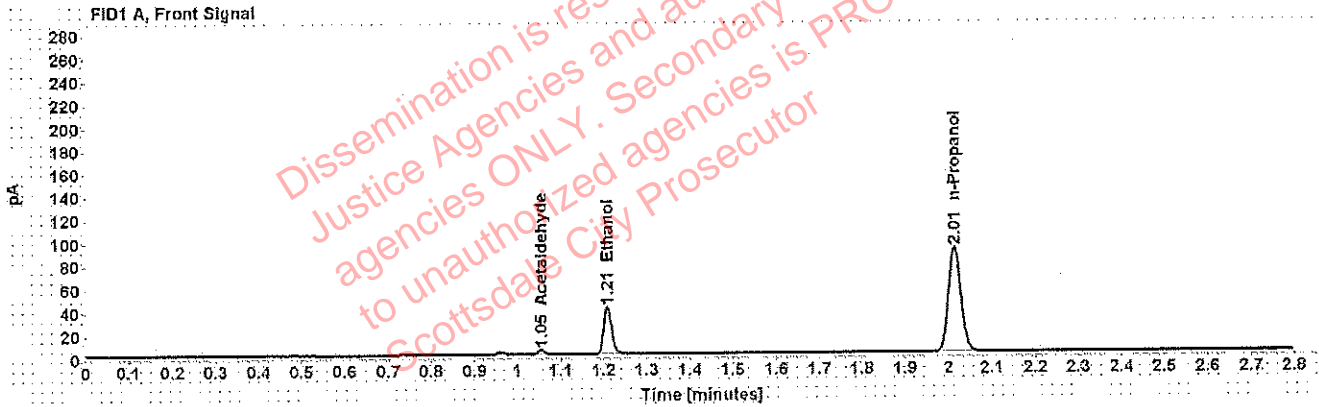


Table 1: FID 1 A (column DB-ALC1)

Compound	Amount (g/100mL)	Time (min)	Peak Area
Acetaldehyde	-----	1.055	3.919
>Ethanol	0.0813	1.209	52.012
n-Propanol	-----	2.014	181.428

Table 2: FID 2 B (column DB-ALC2)

Compound	Time (min)	Peak Area
Acetaldehyde	0.994	5.155
Ethanol	1.377	63.208
n-Propanol	2.472	218.707

## Scottsdale Police Department Crime Lab Volatiles Analysis

<b>Sample:</b> [REDACTED]	<b>Item number:</b> 1236680
<b>Injection date:</b> 10/9/2018 7:46:48 PM	<b>Vial:</b> 45
<b>Method:</b> ethanol quant.M	<b>Sequence:</b> 9Oct18
<b>Instrument:</b> US14173023 CN14160045	<b>Analyst:</b> Adrian
<b>Data file:</b> C:\Chem32\1\Data\9Oct18\45.D	

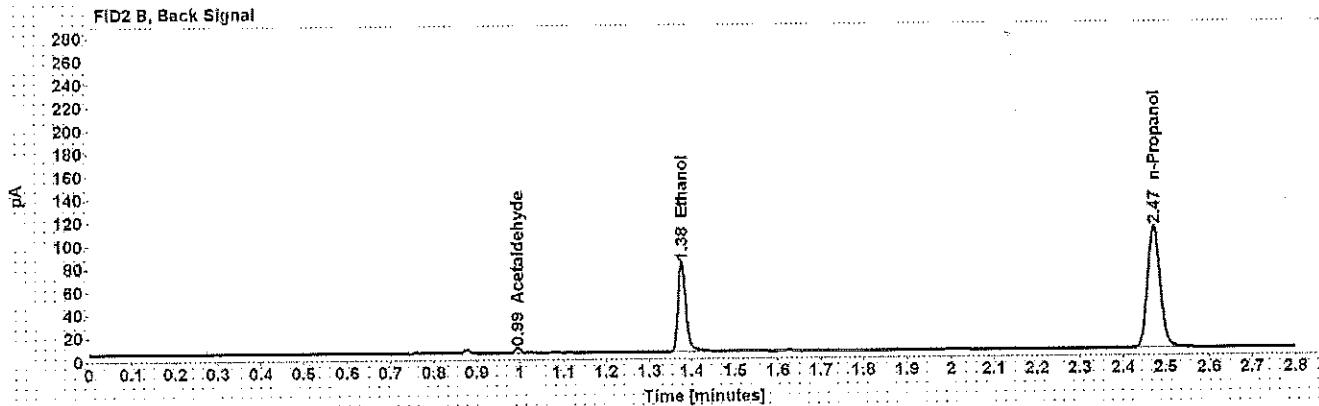
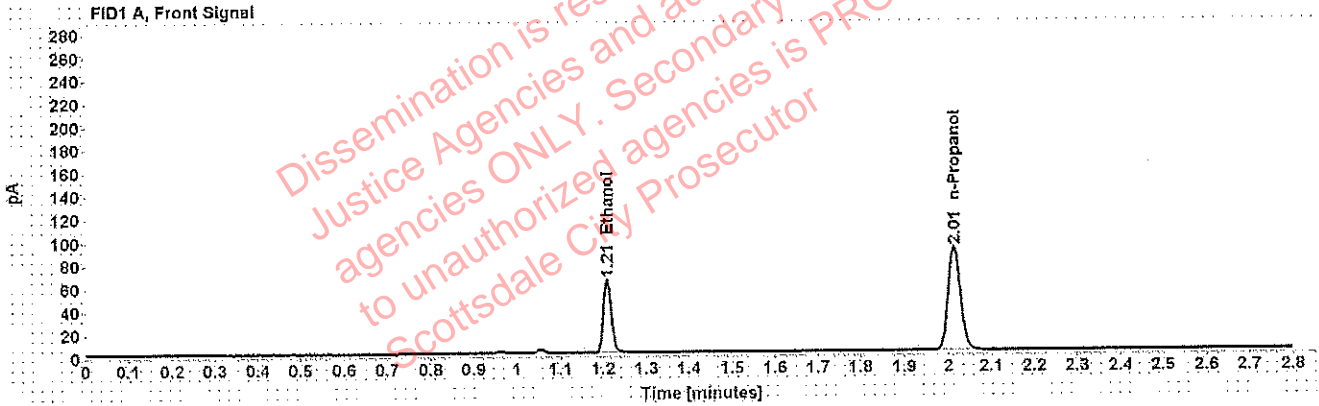


Table 1: FID 1 A (column DB-ALC1)

Compound	Amount (g/100mL)	Time (min)	Peak Area
>Ethanol	0.1271	1.209	81.278
n-Propanol	-----	2.014	179.885

Table 2: FID 2 B (column DB-ALC2)

Compound	Time (min)	Peak Area
Acetaldehyde	0.995	4.311
Ethanol	1.377	99.598
n-Propanol	2.472	216.147

## Scottsdale Police Department Crime Lab Volatiles Analysis

Sample: [REDACTED]	Item number: 1236680
Injection date: 10/9/2018 7:50:49 PM	Vial: 46
Method: ethanol quant.M	Sequence: 9Oct18
Instrument: US14173023 CN14160045	Analyst: Adrian
Data file: C:\Chem321\1Data\9Oct18\46.D	

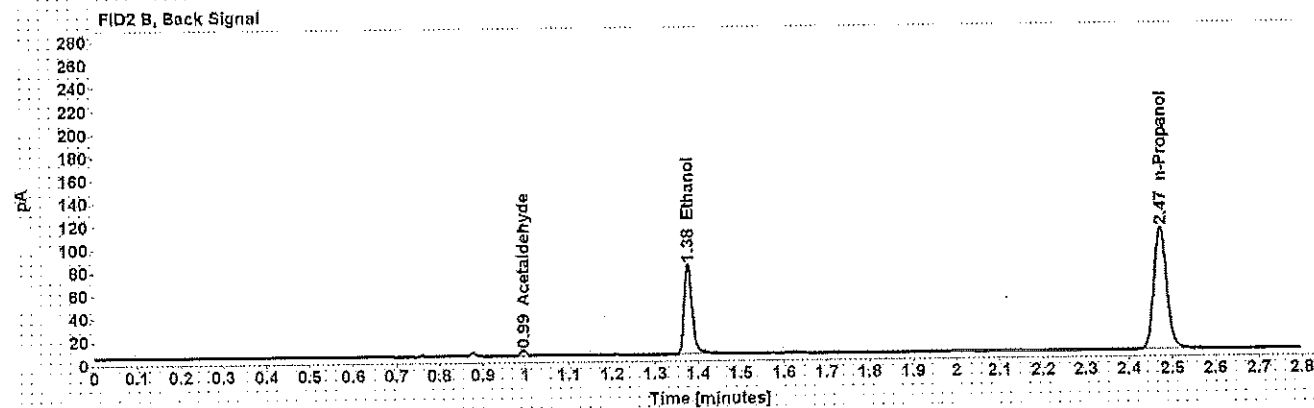
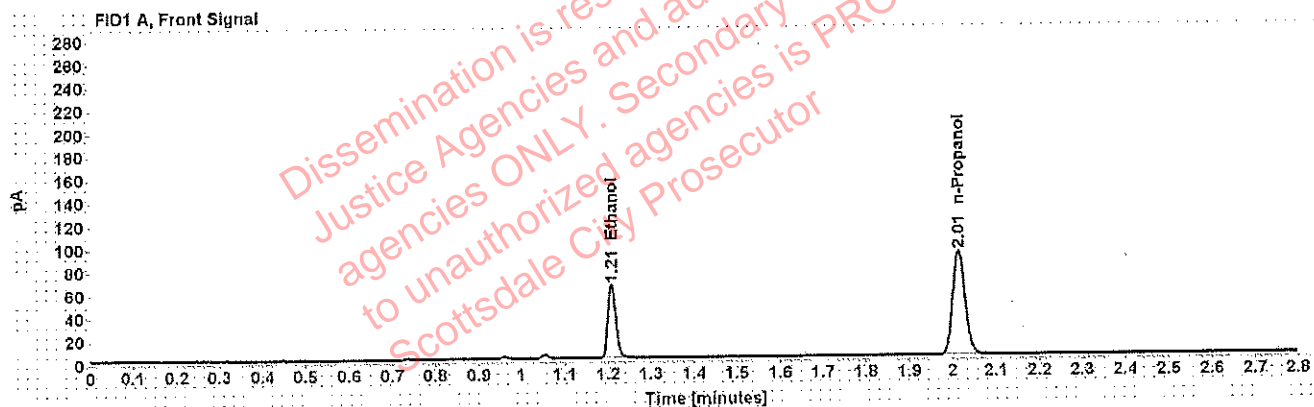


Table 1: FID 1 A (column DB-ALC1)

Compound	Amount (g/100mL)	Time (min)	Peak Area
>Ethanol	0.1272	1.209	81.757
n-Propanol	-----	2.014	180.795

Table 2: FID 2 B (column DB-ALC2)

Compound	Time (min)	Peak Area
Acetaldehyde	0.995	4.314
Ethanol	1.377	100.013
n-Propanol	2.472	217.022

## Scottsdale Police Department Crime Lab Volatiles Analysis

Sample: [REDACTED]	Item number: 1236271
Injection date: 10/9/2018 7:54:48 PM	Vial: 47
Method: ethanol quant.M	Sequence: 9Oct18
Instrument: US14173023 CN14160045	Analyst: Adrian
Data file: C:\Chem32\1\Data\9Oct18\47.D	

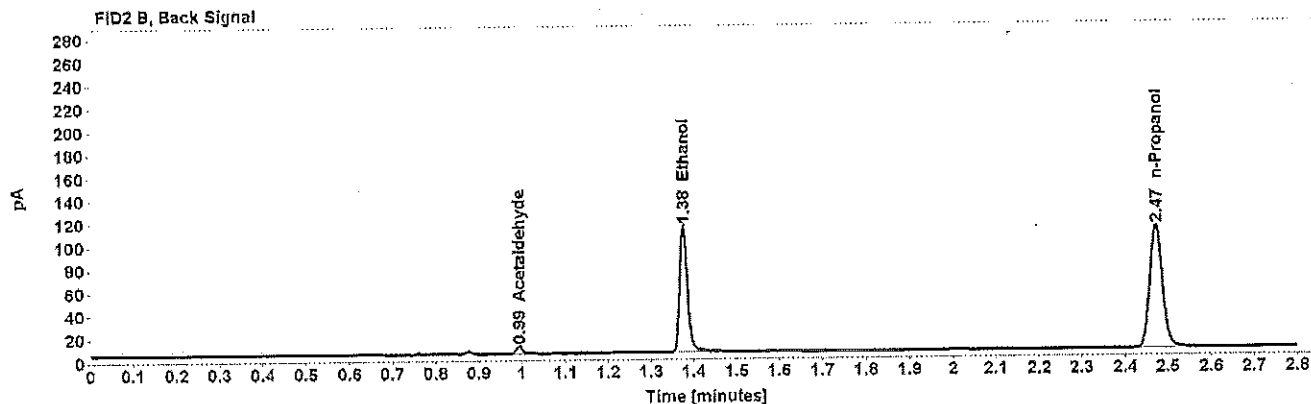
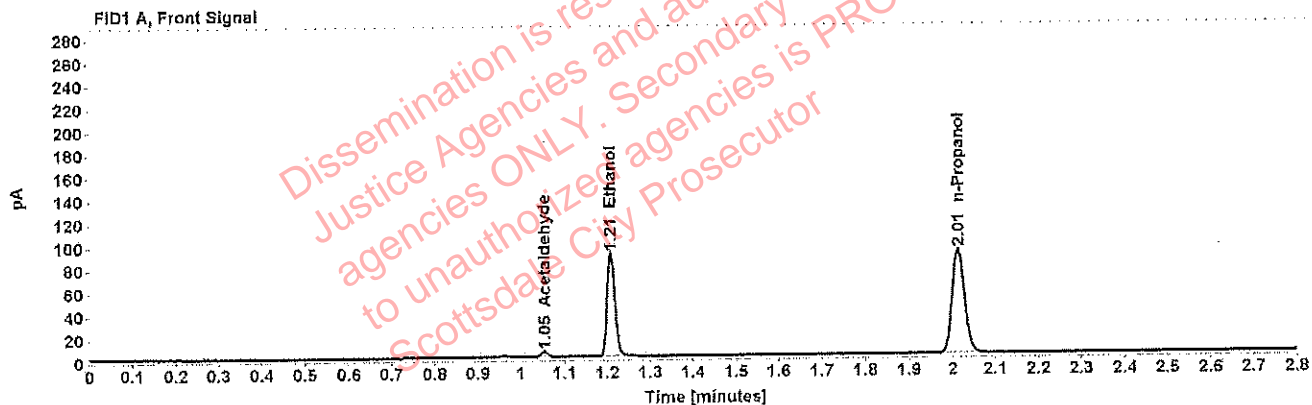


Table 1: FID 1 A (column DB-ALC1)

Compound	Amount (g/100mL)	Time (min)	Peak Area
Acetaldehyde	-----	1.055	4.840
>Ethanol	0.1772	1.209	114.721
n-Propanol	-----	2.014	181.477

Table 2: FID 2 B (column DB-ALC2)

Compound	Time (min)	Peak Area
Acetaldehyde	0.995	6.274
Ethanol	1.376	141.060
n-Propanol	2.472	218.823

## Scottsdale Police Department Crime Lab Volatiles Analysis

Sample: [REDACTED]	Item number: 1236271
Injection date: 10/9/2018 7:58:48 PM	Vial: 48
Method: ethanol quant.M	Sequence: 9Oct18
Instrument: US14173023 CN14160045	Analyst: Adrian
Data file: C:\Chem321\1Data\9Oct18\48.D	

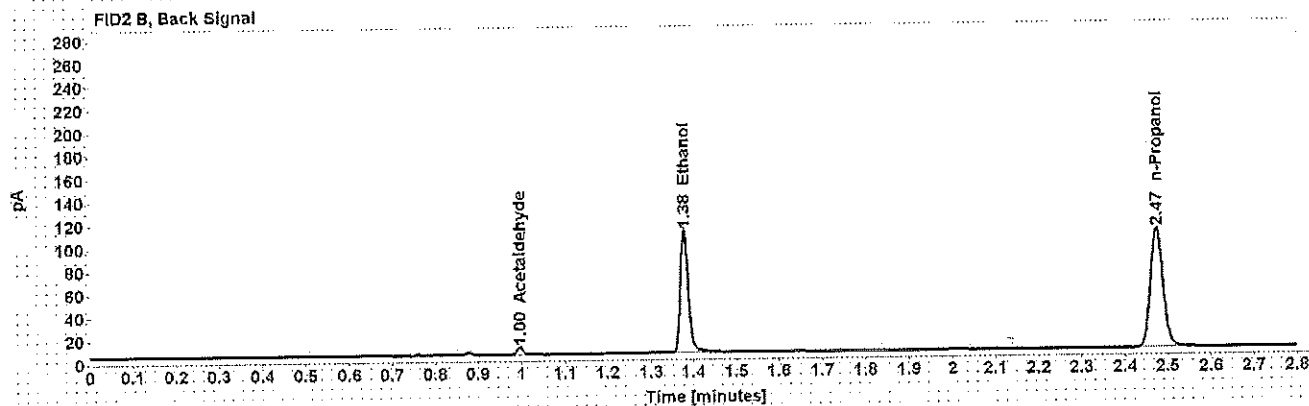
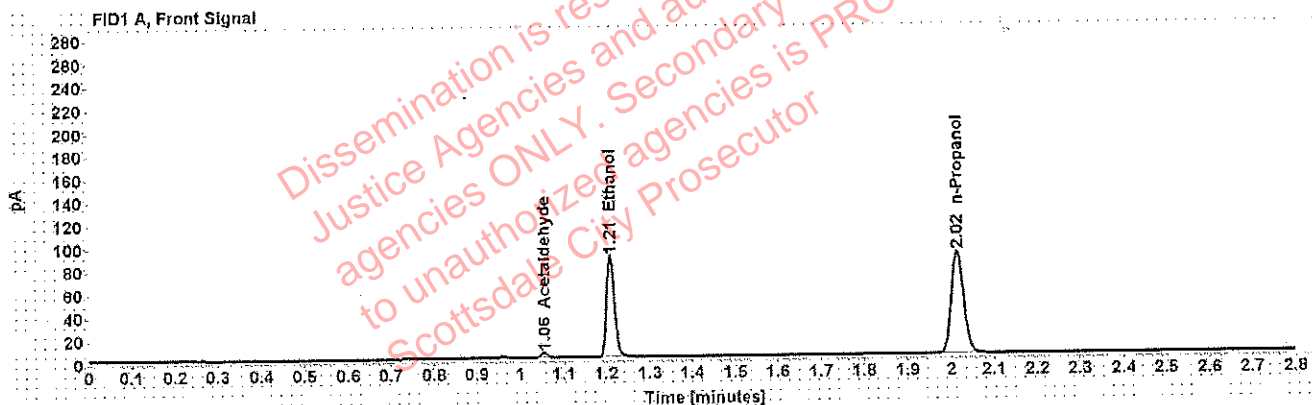


Table 1: FID 1 A (column DB-ALC1)

Compound	Amount (g/100mL)	Time (min)	Peak Area
Acetaldehyde	-----	1.055	4.501
>Ethanol	0.1772	1.210	112.288
n-Propanol	-----	2.015	177.576

Table 2: FID 2 B (column DB-ALC2)

Compound	Time (min)	Peak Area
Acetaldehyde	0.996	5.890
Ethanol	1.379	138.002
n-Propanol	2.474	213.708

## Scottsdale Police Department Crime Lab Volatiles Analysis

<b>Sample:</b> [REDACTED]	<b>Item number:</b> 1237028
<b>Injection date:</b> 10/9/2018 8:03:03 PM	<b>Vial:</b> 49
<b>Method:</b> ethanol quant.M	<b>Sequence:</b> 9Oct18
<b>Instrument:</b> US14173023 CN14160045	<b>Analyst:</b> Adrian
<b>Data file:</b> C:\Chem32\1\Data\9Oct18\49.D	

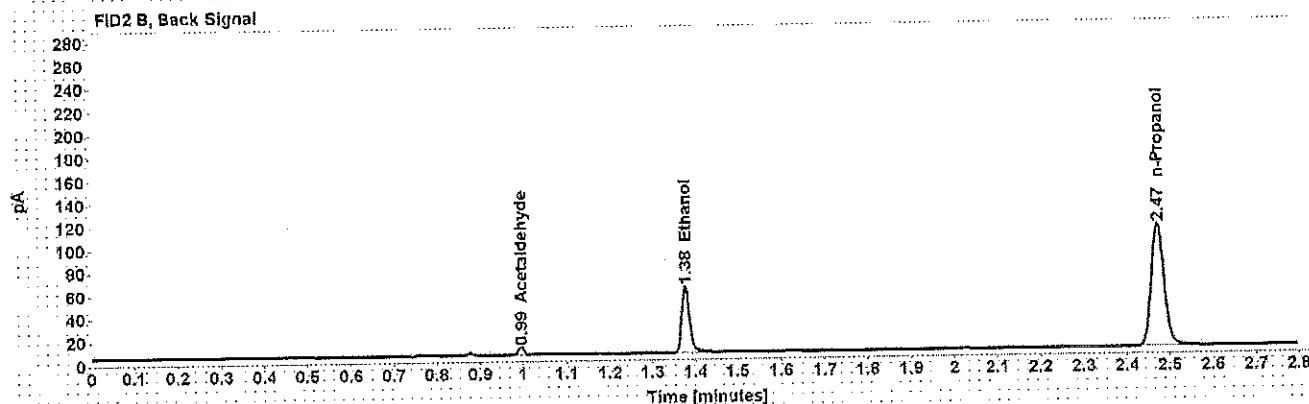
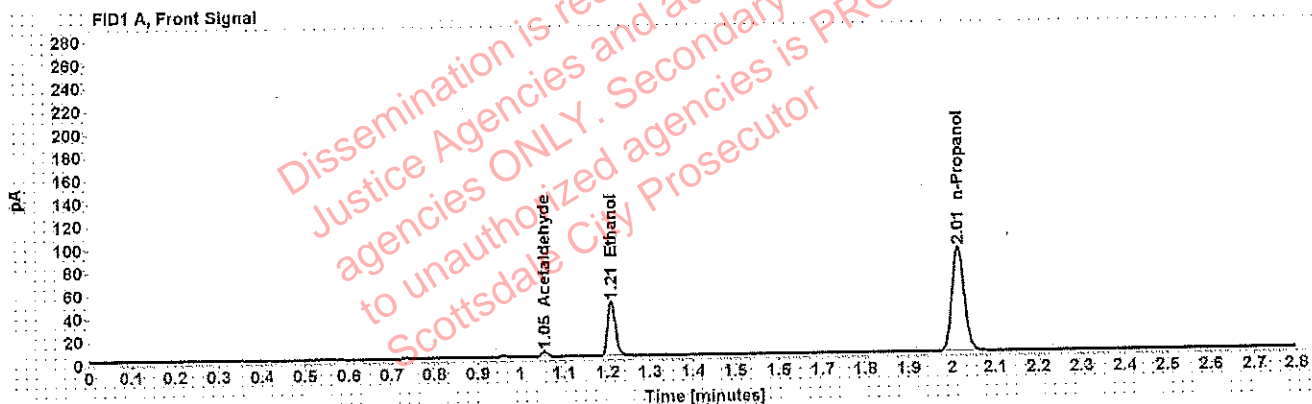


Table 1: FID 1 A (column DB-ALC1)

Compound	Amount (g/100mL)	Time (min)	Peak Area
Acetaldehyde	-----	1.055	4.628
>Ethanol	0.0939	1.209	60.347
n-Propanol	-----	2.014	181.630

Table 2: FID 2 B (column DB-ALC2)

Compound	Time (min)	Peak Area
Acetaldehyde	0.995	6.070
Ethanol	1.377	73.393
n-Propanol	2.472	218.894



## Scottsdale Police Department Crime Lab Volatiles Analysis

<b>Sample:</b> [REDACTED]	<b>Item number:</b> 1237028
<b>Injection date:</b> 10/9/2018 8:07:03 PM	<b>Vial:</b> 50
<b>Method:</b> ethanol quant.M	<b>Sequence:</b> 9Oct18
<b>Instrument:</b> US14173023 CN14160045	<b>Analyst:</b> Adrian
<b>Data file:</b> C:\Chem32\1\Data\9Oct18\50.D	

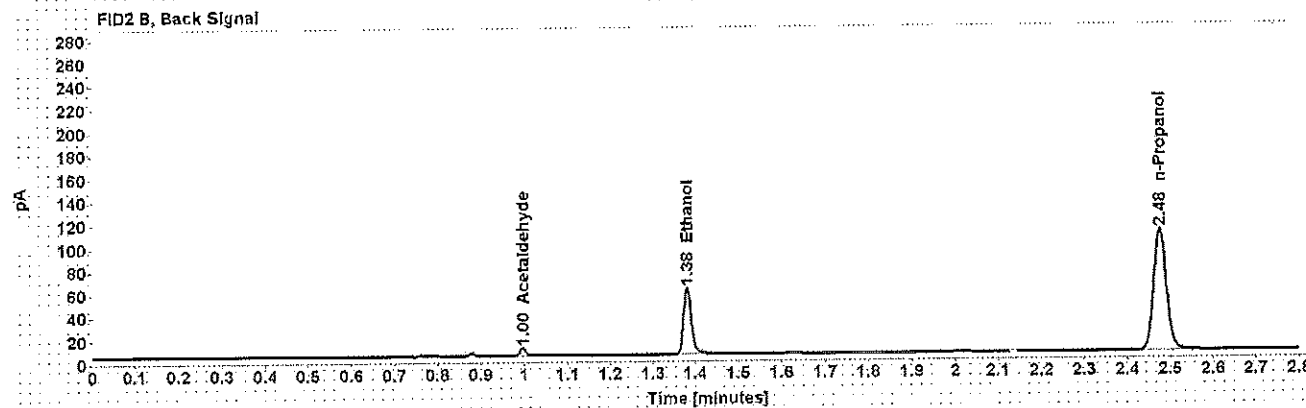
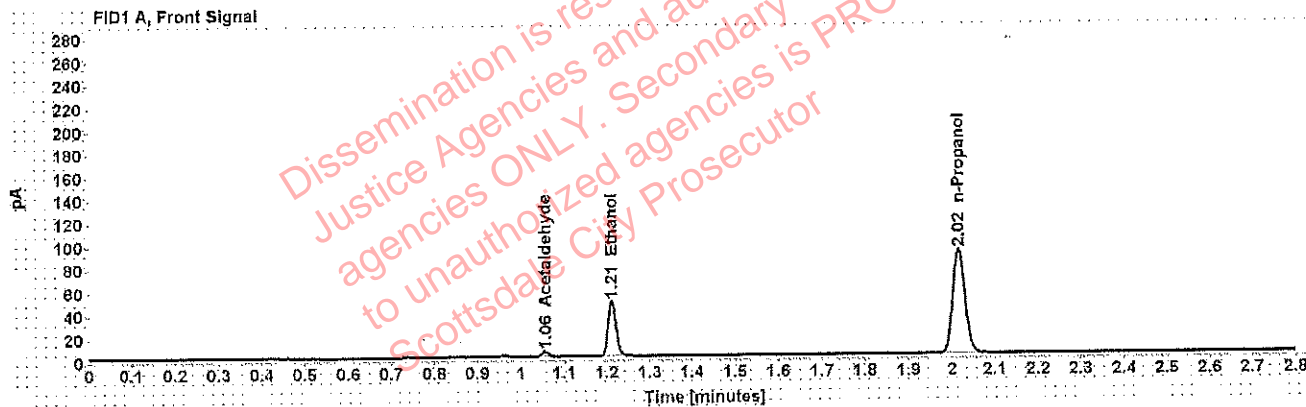


Table 1: FID 1 A (column DB-ALC1)

Compound	Amount (g/100mL)	Time (min)	Peak Area
Acetaldehyde	-----	1.056	4.570
>Ethanol	0.0962	1.212	61.600
n-Propanol	-----	2.017	180.845

Table 2: FID 2 B (column DB-ALC2)

Compound	Time (min)	Peak Area
Acetaldehyde	0.997	5.918
Ethanol	1.381	74.801
n-Propanol	2.476	217.628

## Scottsdale Police Department Crime Lab Volatiles Analysis

<b>Sample:</b> [REDACTED]	<b>Item number:</b> 1200816
<b>Injection date:</b> 10/9/2018 8:11:03 PM	<b>Vial:</b> 51
<b>Method:</b> ethanol quant.M	<b>Sequence:</b> 9Oct18
<b>Instrument:</b> US14173023 CN14160045	<b>Analyst:</b> Adrian
<b>Data file:</b> C:\Chem3211\Data\9Oct18\51.D	

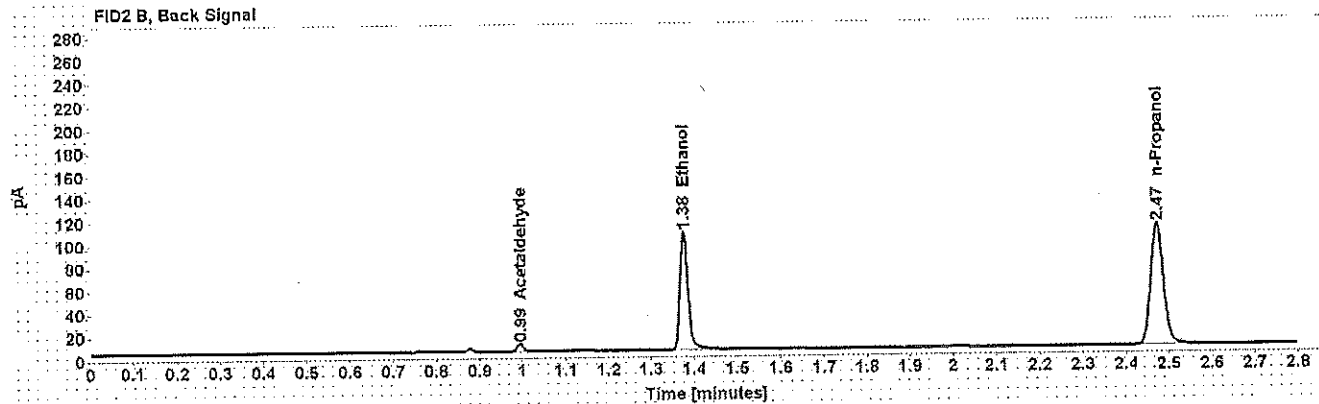
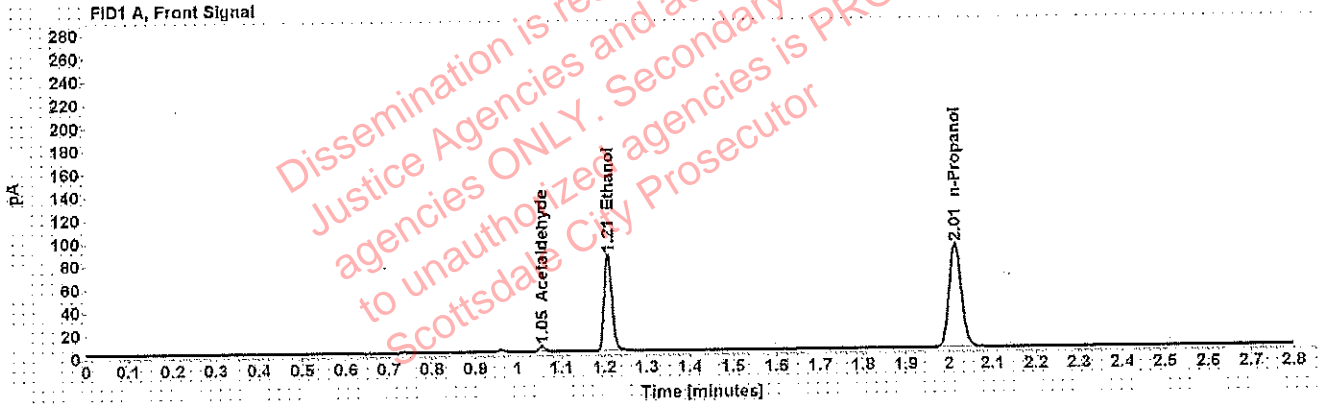


Table 1: FID 1 A (column DB-ALC1)

Compound	Amount (g/100mL)	Time (min)	Peak Area
Acetaldehyde	-----	1.055	4.753
>Ethanol	0.1860	1.209	107.035
n-Propanol	-----	2.014	180.828

Table 2: FID 2 B (column DB-ALC2)

Compound	Time (min)	Peak Area
Acetaldehyde	0.995	6.247
Ethanol	1.377	132.137
n-Propanol	2.472	218.165

## Scottsdale Police Department Crime Lab Volatiles Analysis

Sample: [REDACTED]	Item number: 1200816
Injection date: 10/9/2018 8:15:04 PM	Vial: 52
Method: ethanol quant.M	Sequence: 9Oct18
Instrument: US14173023 CN14160045	Analyst: Adrian
Data file: C:\Chem32\1\Data\9Oct18\52.D	

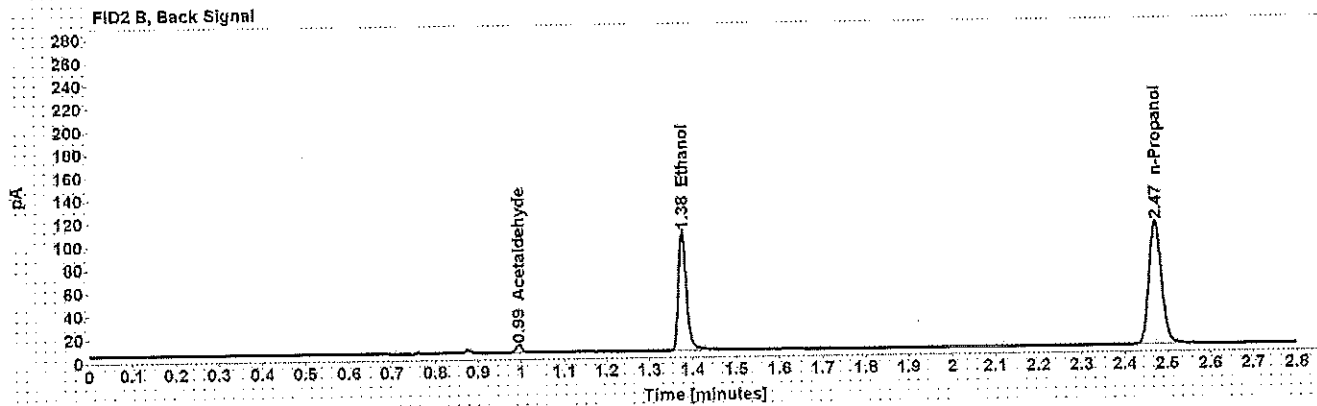
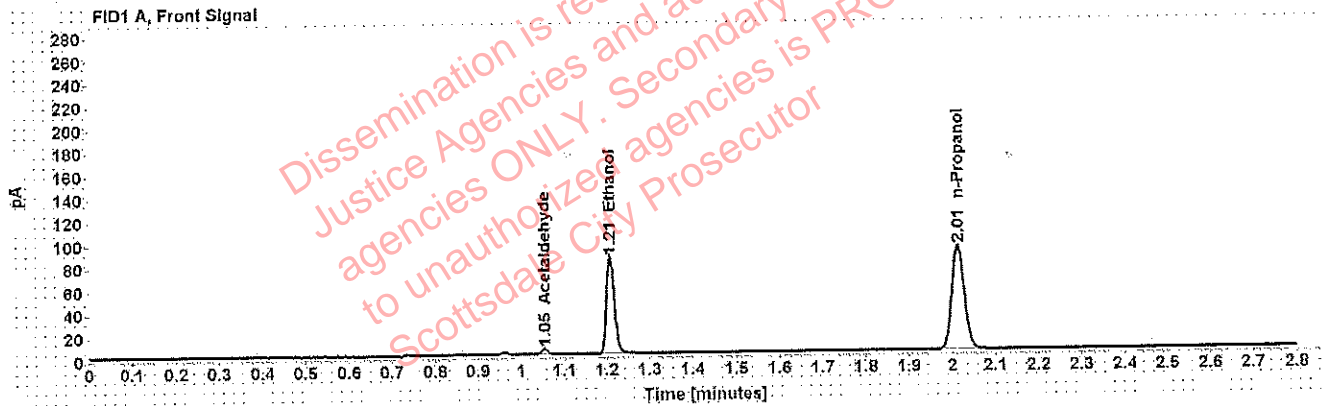


Table 1: FID 1 A (column DB-ALC1)

Compound	Amount (g/100mL)	Time (min)	Peak Area
Acetaldehyde	-----	1.055	4.648
>Ethanol	0.1661	1.209	107.502
n-Propanol	-----	2.014	181.504

Table 2: FID 2 B (column DB-ALC2)

Compound	Time (min)	Peak Area
Acetaldehyde	0.995	6.104
Ethanol	1.377	132.522
n-Propanol	2.472	218.849

## Scottsdale Police Department Crime Lab Volatiles Analysis

Sample: [REDACTED]	Item number: 1208140
Injection date: 10/9/2018 8:23:03 PM	Vial: 54
Method: ethanol quant.M	Sequence: 9Oct18
Instrument: US14173023 CN14160045	Analyst: Adrian
Data file: C:\Chem32\1\Data\9Oct18\54.D	

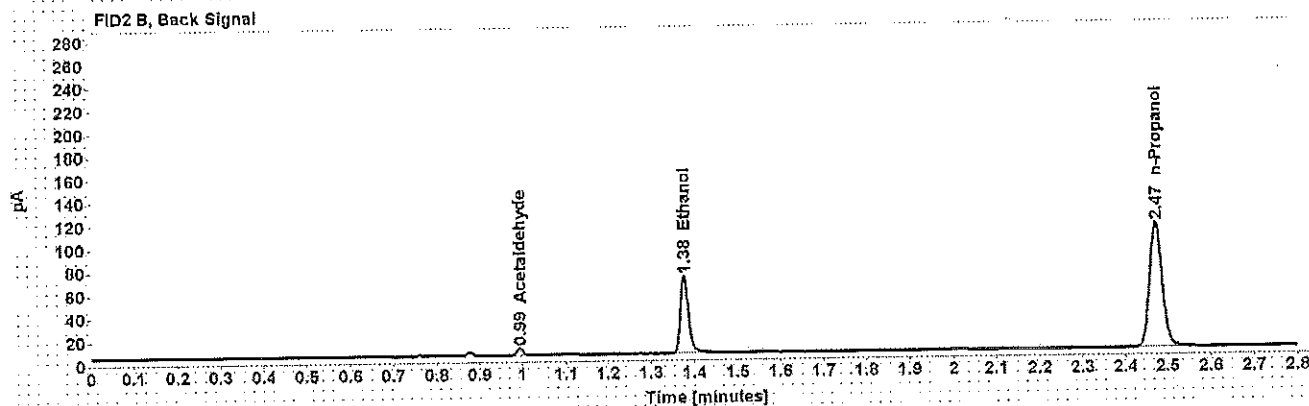
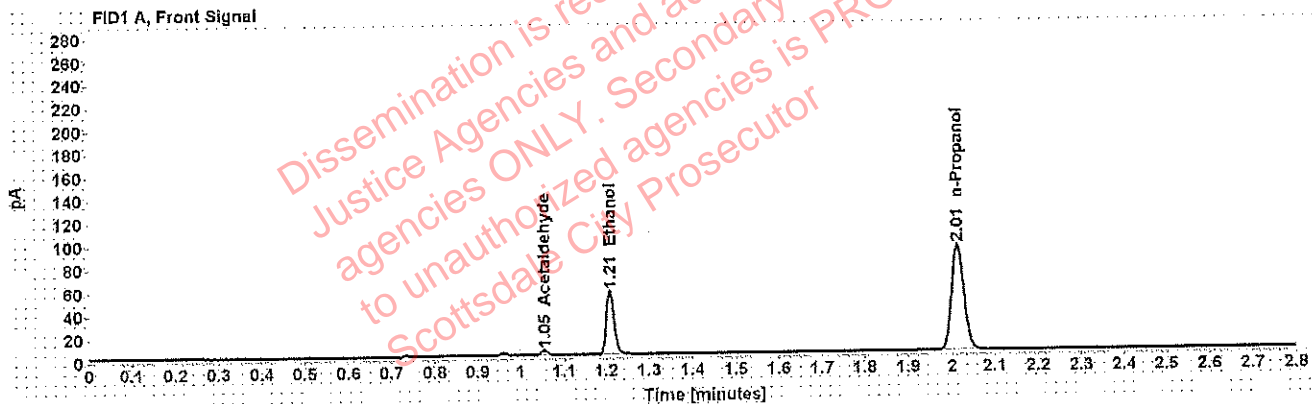


Table 1: FID 1 A (column DB-ALC1)

Compound	Amount (g/100mL)	Time (min)	Peak Area
Acetaldehyde	-----	1.055	4.549
>Ethanol	0.1080	1.209	70.423
n-Propanol	-----	2.014	183.887

Table 2: FID 2 B (column DB-ALC2)

Compound	Time (min)	Peak Area
Acetaldehyde	0.995	5.942
Ethanol	1.377	86.225
n-Propanol	2.472	222.365

## Scottsdale Police Department Crime Lab Volatiles Analysis

Sample: [REDACTED]	Item number: 1208140
Injection date: 10/9/2018 8:27:19 PM	Vial: 55
Method: ethanol quant.M	Sequence: 9Oct18
Instrument: US14173023 CN14160045	Analyst: Adrian
Data file: C:\Chem32\1\Data\9Oct18\55.D	

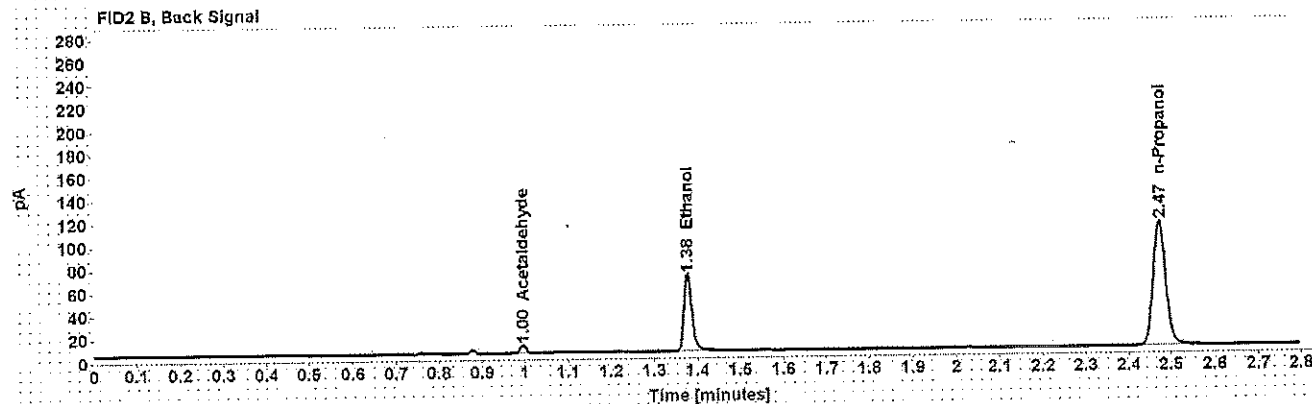
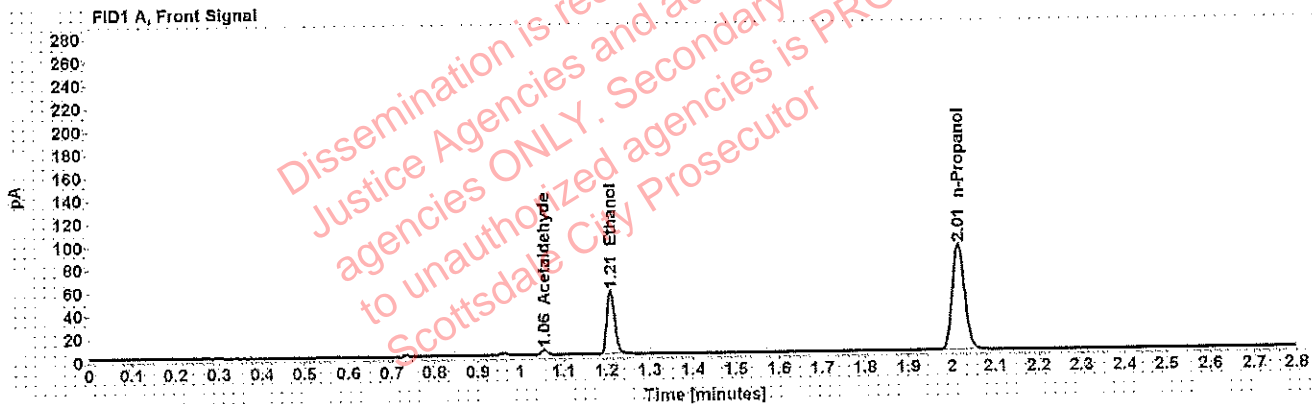


Table 1: FID 1 A (column DB-ALC1)

Compound	Amount (g/100mL)	Time (min)	Peak Area
Acetaldehyde	-----	1.055	4.595
>Ethanol	0.1081	1.210	70.458
n-Propanol	-----	2.015	183.768

Table 2: FID 2 B (column DB-ALC2)

Compound	Time (min)	Peak Area
Acetaldehyde	0.995	6.057
Ethanol	1.378	86.048
n-Propanol	2.473	221.658

## Scottsdale Police Department Crime Lab Volatiles Analysis

<b>Sample:</b> [REDACTED]	<b>Item number:</b> 1234070
<b>Injection date:</b> 10/9/2018 8:31:18 PM	<b>Vial:</b> 56
<b>Method:</b> ethanol quant.M	<b>Sequence:</b> 9Oct18
<b>Instrument:</b> US14173023 CN14160045	<b>Analyst:</b> Adrian
<b>Data file:</b> C:\Chem32\1\Data\9Oct18\56.D	

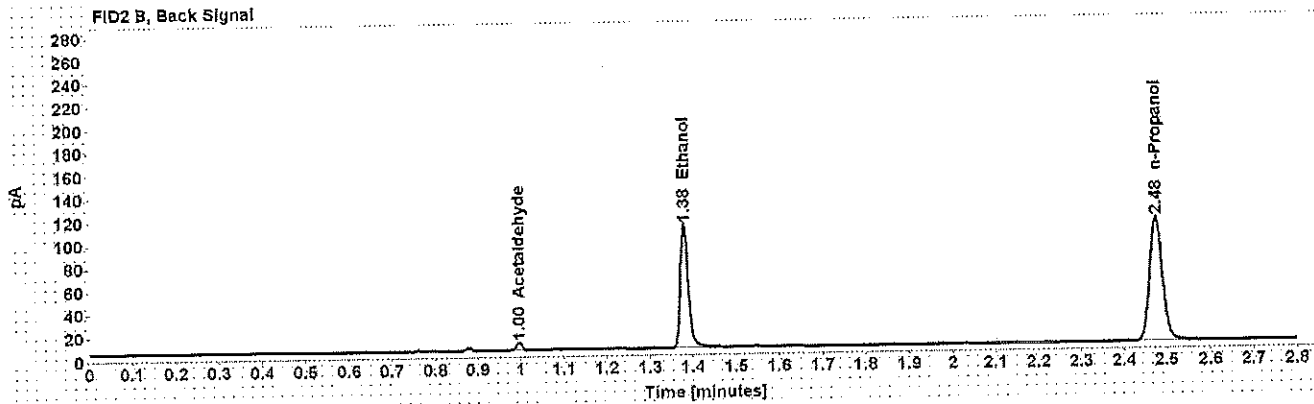
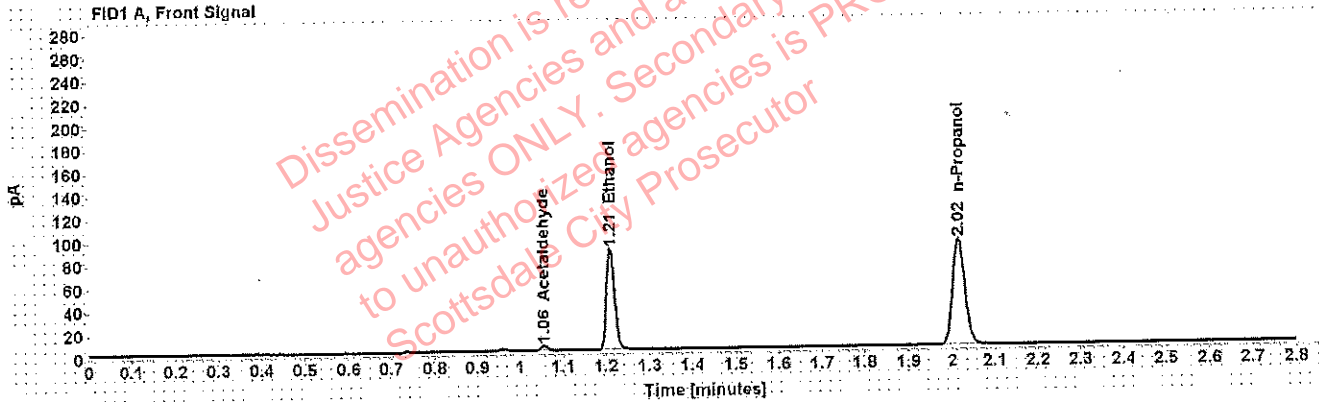


Table 1: FID 1 A (column DB-ALC1)

Compound	Amount (g/100mL)	Time (min)	Peak Area
Acetaldehyde	-----	1.056	4.449
>Ethanol	0.1717	1.211	112.844
n-Propanol	-----	2.016	184.249

Table 2: FID 2 B (column DB-ALC2)

Compound	Time (min)	Peak Area
Acetaldehyde	0.996	5.809
Ethanol	1.380	139.027
n-Propanol	2.476	222.064

## Scottsdale Police Department Crime Lab Volatiles Analysis

<b>Sample:</b> [REDACTED]	<b>Item number:</b> 1234070
<b>Injection date:</b> 10/9/2018 8:35:18 PM	<b>Vial:</b> 57
<b>Method:</b> ethanol quant.M	<b>Sequence:</b> 9Oct18
<b>Instrument:</b> US14173023 CN14160045	<b>Analyst:</b> Adrian
<b>Data file:</b> C:\Chem32\1\Data\9Oct18\57.D	

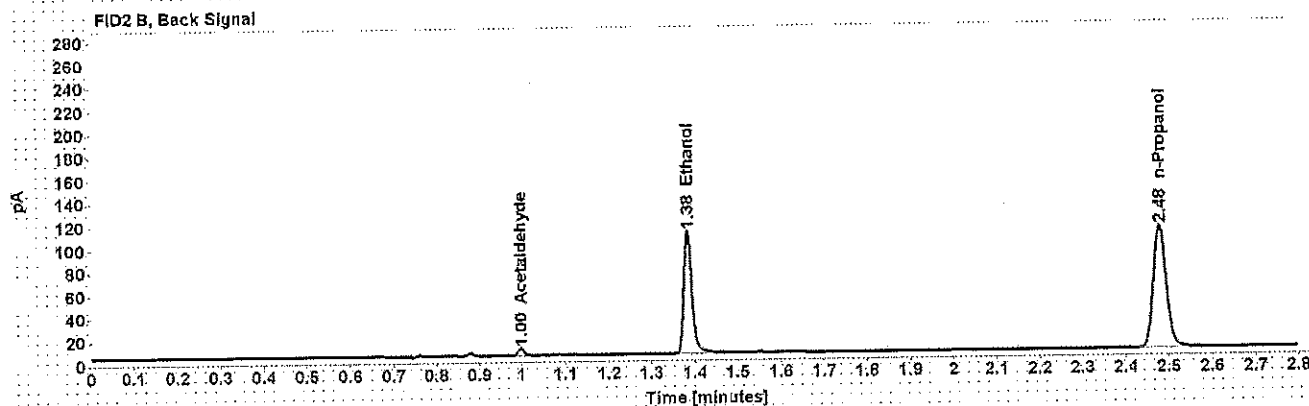
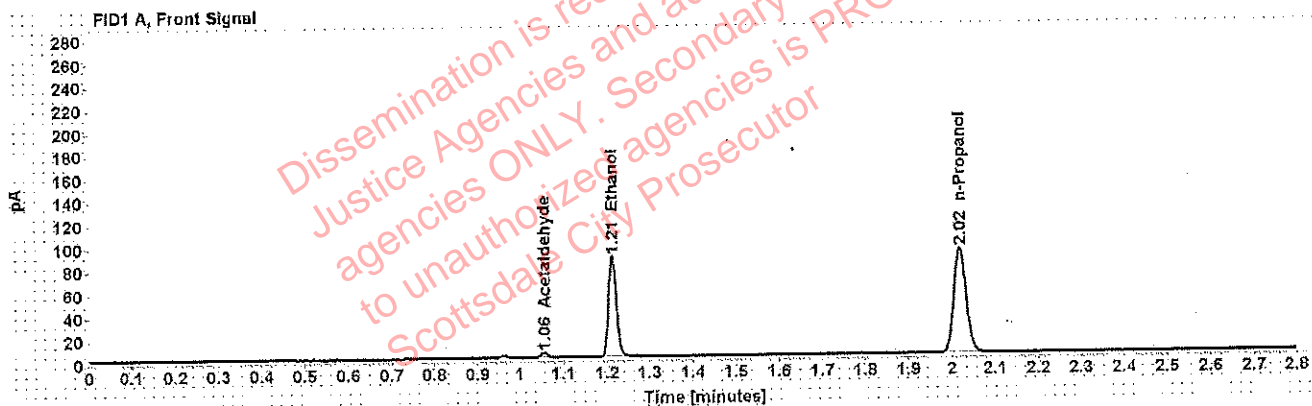


Table 1: FID 1 A (column DB-ALC1)

Compound	Amount (g/100mL)	Time (min)	Peak Area
Acetaldehyde	-----	1.057	4.221
>Ethanol	0.1746	1.213	112.819
n-Propanol	-----	2.019	181.156

Table 2: FID 2 B (column DB-ALC2)

Compound	Time (min)	Peak Area
Acetaldehyde	0.998	5.462
Ethanol	1.384	138.860
n-Propanol	2.479	218.916

## Scottsdale Police Department Crime Lab Volatiles Analysis

<b>Sample:</b> [REDACTED]	<b>Item number:</b> 1233986
<b>Injection date:</b> 10/9/2018 8:39:18 PM	<b>Vial:</b> 58
<b>Method:</b> ethanol quant.M	<b>Sequence:</b> 9Oct18
<b>Instrument:</b> US14173023 CN14160045	<b>Analyst:</b> Adrian
<b>Data file:</b> C:\Chem32\1\Data\9Oct18\58.D	

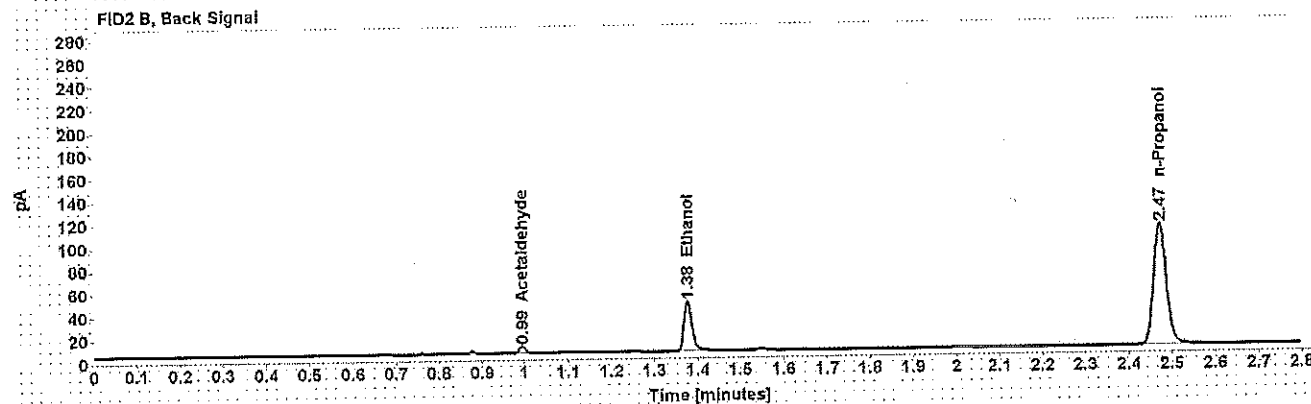
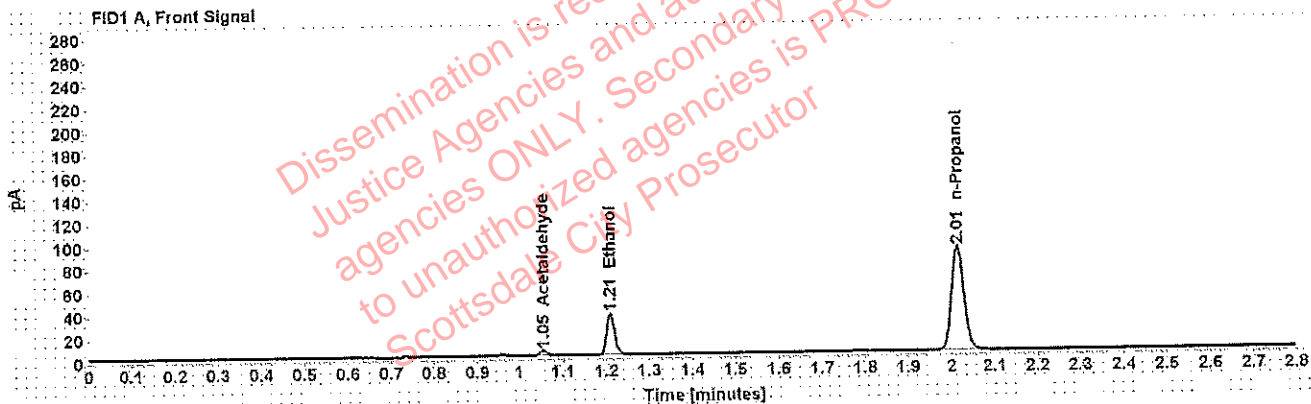


Table 1: FID 1 A (column DB-ALC1)

Compound	Amount (g/100mL)	Time (min)	Peak Area
Acetaldehyde	-----	1.055	4.299
>Ethanol	0.0719	1.210	45.568
n-Propanol	-----	2.014	180.069

Table 2: FID 2 B (column DB-ALC2)

Compound	Time (min)	Peak Area
Acetaldehyde	0.995	5.613
Ethanol	1.377	55.197
n-Propanol	2.472	216.780



## Scottsdale Police Department Crime Lab Volatiles Analysis

<b>Sample:</b> [REDACTED]	<b>Item number:</b> 1233986
<b>Injection date:</b> 10/9/2018 8:43:18 PM	<b>Vial:</b> 59
<b>Method:</b> ethanol quant.M	<b>Sequence:</b> 9Oct18
<b>Instrument:</b> US14173023 CN14160045	<b>Analyst:</b> Adrian
<b>Data file:</b> C:\Chem32\1\Data\9Oct18\59.D	

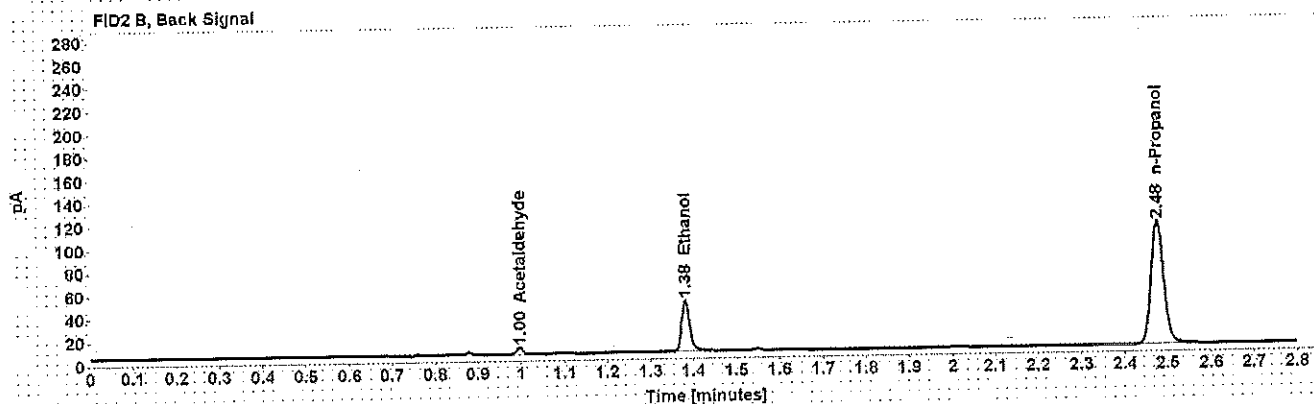
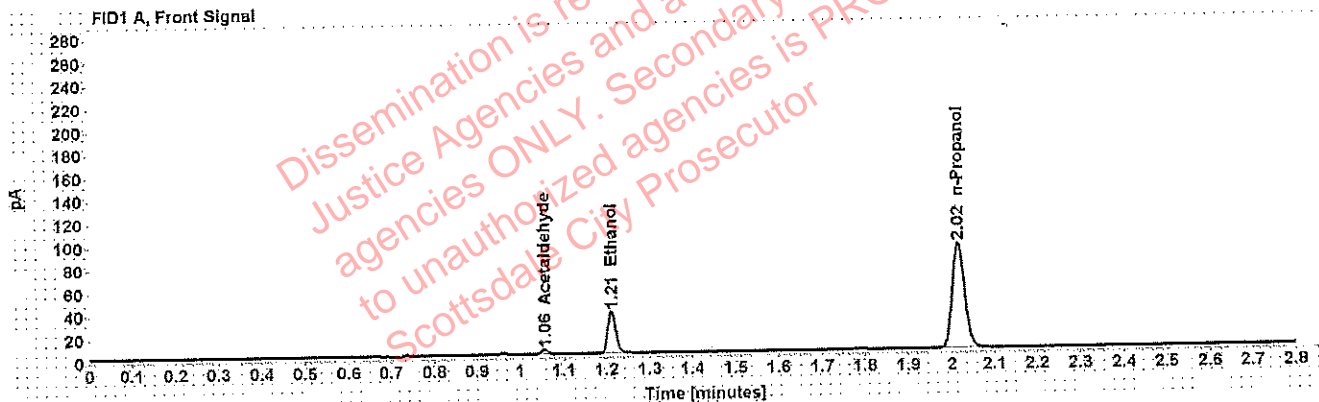


Table 1: FID 1 A (column DB-ALC1)

Compound	Amount (g/100mL)	Time (min)	Peak Area
Acetaldehyde	-----	1.056	4.083
>Ethanol	0.0731	1.212	46.942
n-Propanol	-----	2.017	182.401

Table 2: FID 2 B (column DB-ALC2)

Compound	Time (min)	Peak Area
Acetaldehyde	0.997	5.277
Ethanol	1.381	57.092
n-Propanol	2.476	220.063

## Scottsdale Police Department Crime Lab Volatiles Analysis

<b>Sample:</b> [REDACTED]	<b>Item number:</b> 1233825
<b>Injection date:</b> 10/9/2018 8:47:18 PM	<b>Vial:</b> 60
<b>Method:</b> ethanol quant.M	<b>Sequence:</b> 9Oct18
<b>Instrument:</b> US14173023 CN14160045	<b>Analyst:</b> Adrian
<b>Data file:</b> C:\Chem32\1\Data\9Oct18\60.D	

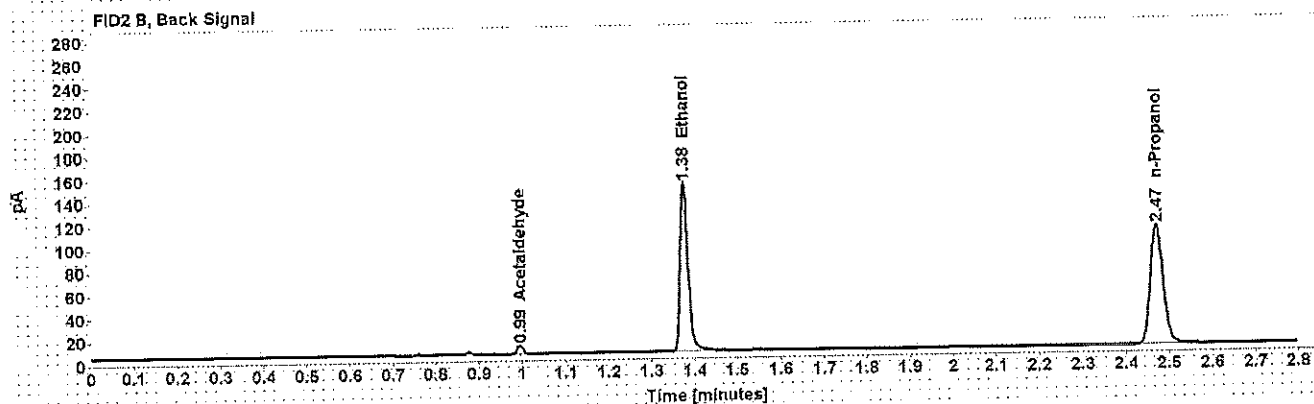
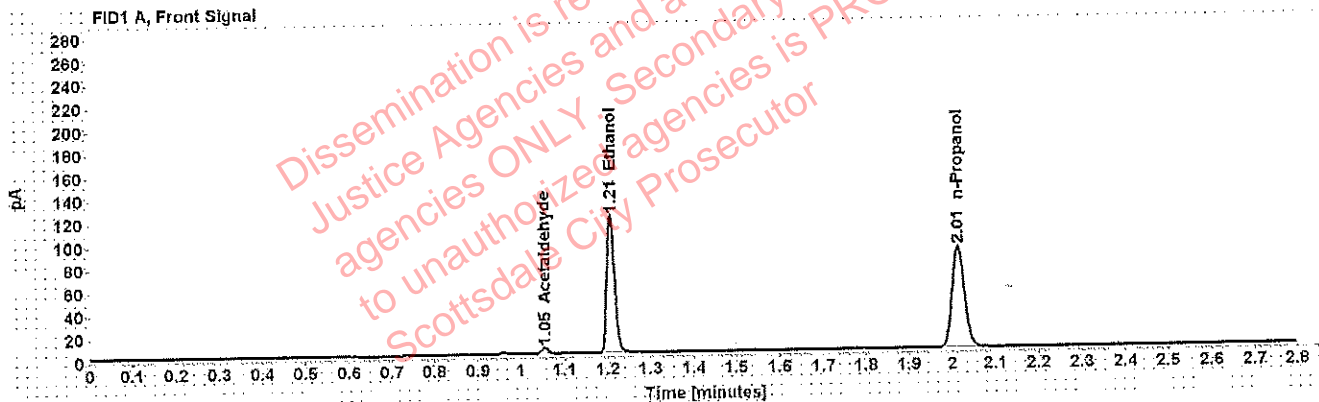


Table 1: FID 1 A (column DB-ALC1)

Compound	Amount (g/100mL)	Time (min)	Peak Area
Acetaldehyde	-----	1.055	5.356
>Ethanol	0.2406	1.206	151.908
n-Propanol	-----	2.014	176.507

Table 2: FID 2 B (column DB-ALC2)

Compound	Time (min)	Peak Area
Acetaldehyde	0.994	6.984
Ethanol	1.376	187.449
n-Propanol	2.472	212.859

## Scottsdale Police Department Crime Lab Volatiles Analysis

Sample: [REDACTED]	Item number: 1233825
Injection date: 10/9/2018 8:51:34 PM	Vial: 61
Method: ethanol quant.M	Sequence: 9Oct18
Instrument: US14173023 CN14160045	Analyst: Adrian
Data file: C:\Chem32\1\Data\9Oct18\61.D	

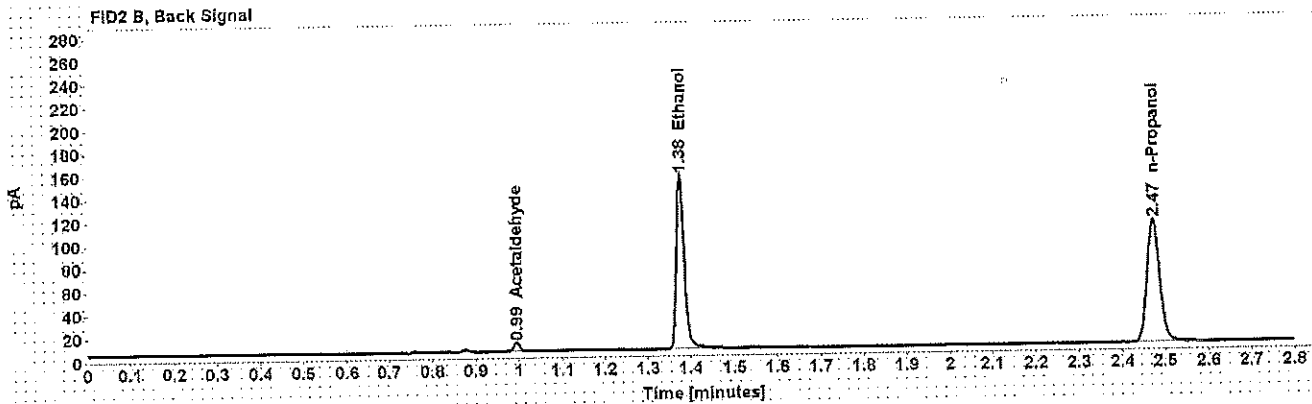
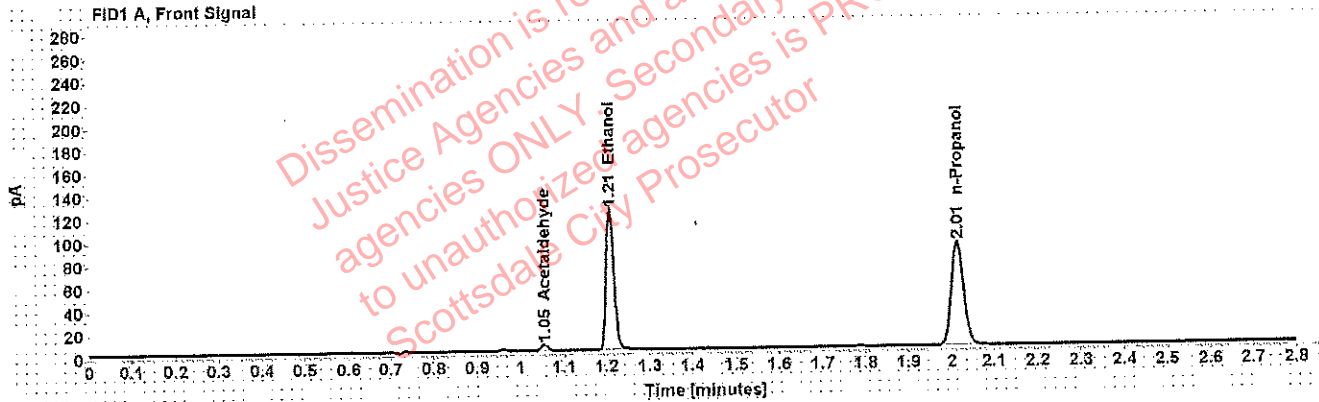


Table 1: FID 1 A (column DB-ALC1)

Compound	Amount (g/100mL)	Time (min)	Peak Area
Acetaldehyde	-----	1.055	5.495
>Ethanol	0.2418	1.209	156.644
n-Propanol	-----	2.014	181.095

Table 2: FID 2 B (column DB-ALC2)

Compound	Time (min)	Peak Area
Acetaldehyde	0.995	7.179
Ethanol	1.377	193.131
n-Propanol	2.472	218.329

## Scottsdale Police Department Crime Lab Volatiles Analysis

<b>Sample:</b> [REDACTED]	<b>Item number:</b> 1233820
<b>Injection date:</b> 10/9/2018 8:55:33 PM	<b>Vial:</b> 62
<b>Method:</b> ethanol quant.M	<b>Sequence:</b> 9Oct18
<b>Instrument:</b> US14173023 CN14160045	<b>Analyst:</b> Adrian
<b>Data file:</b> C:\Chem32\1\Data\9Oct18\62.D	

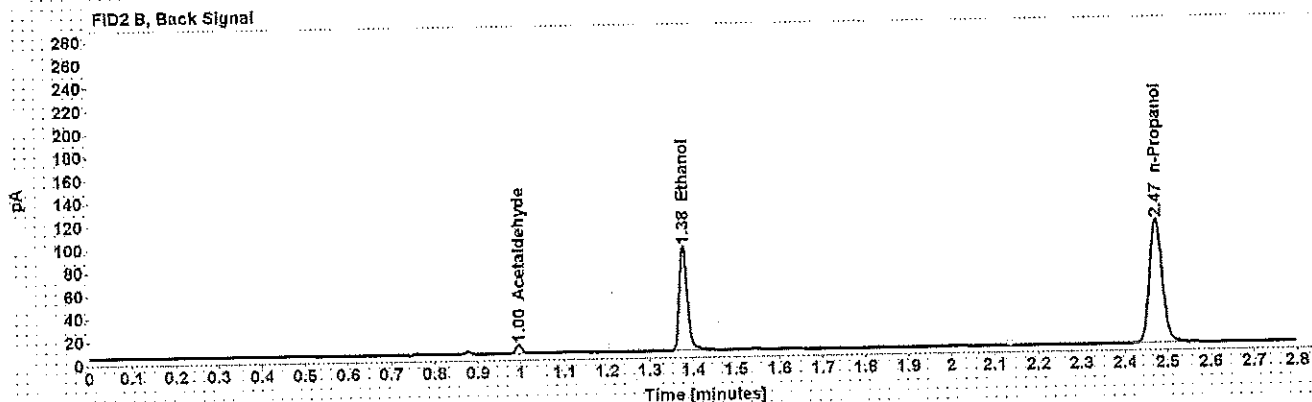
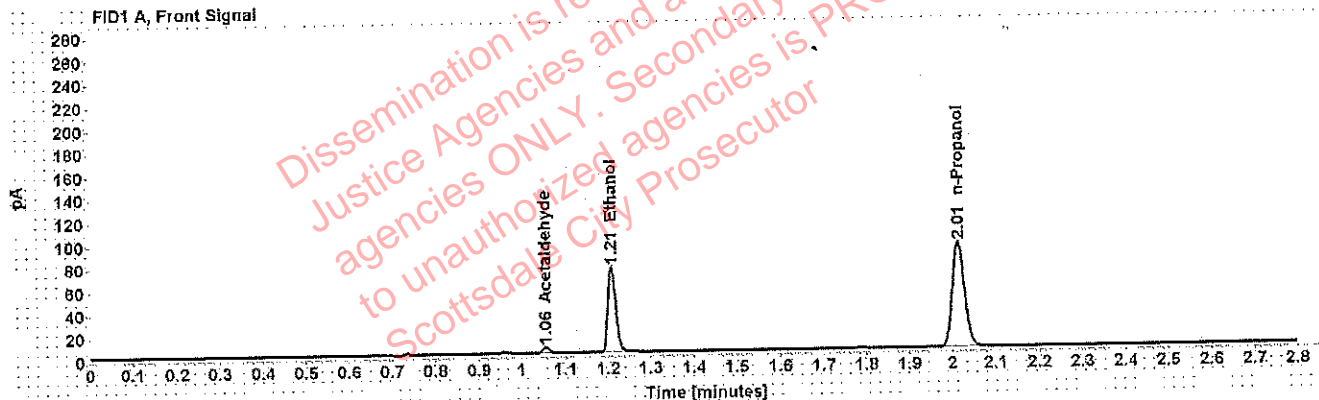


Table 1: FID 1 A (column DB-ALC1)

Compound	Amount (g/100mL)	Time (min)	Peak Area
Acetaldehyde	-----	1.055	5.454
>Ethanol	0.1459	1.210	94.987
n-Propanol	-----	2.015	182.859

Table 2: FID 2 B (column DB-ALC2)

Compound	Time (min)	Peak Area
Acetaldehyde	0.995	7.112
Ethanol	1.378	117.041
n-Propanol	2.473	220.972

## Scottsdale Police Department Crime Lab Volatiles Analysis

Sample: [REDACTED]	Item number: 1233820
Injection date: 10/9/2018 8:59:33 PM	Vial: 63
Method: ethanol quant.M	Sequence: 9Oct18
Instrument: US14173023 CN14160045	Analyst: Adrian
Data file: C:\Chem32\1\Data\9Oct18\63.D	

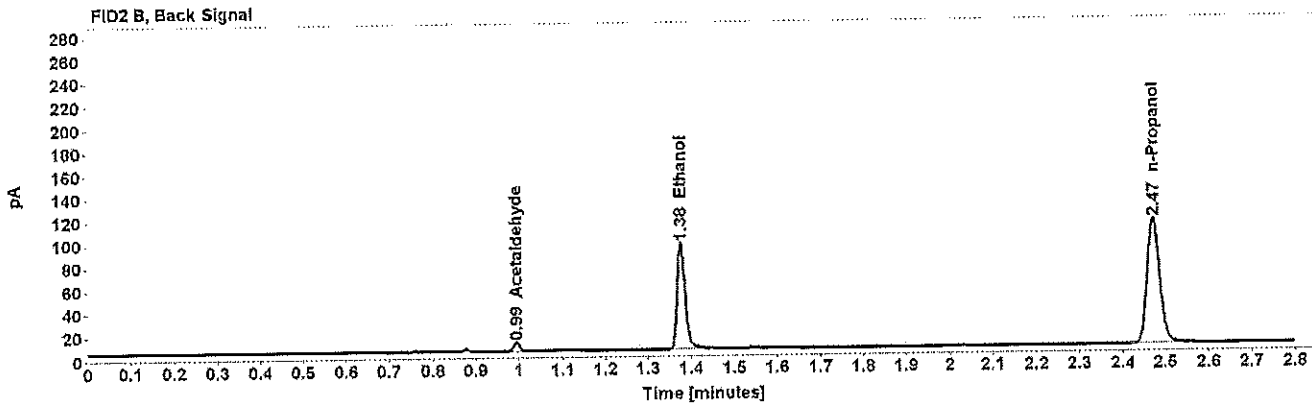
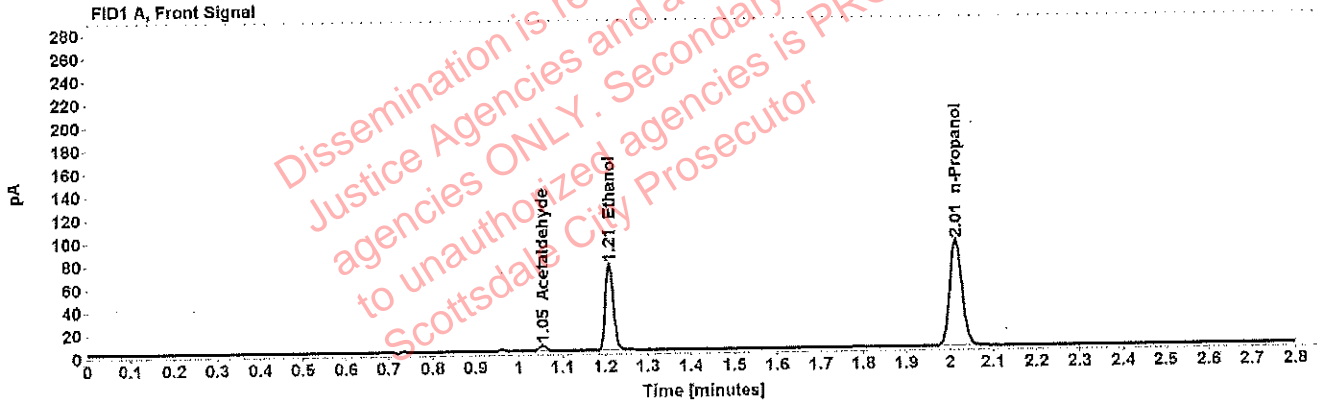


Table 1: FID 1 A (column DB-ALC1)

Compound	Amount (g/100mL)	Time (min)	Peak Area
Acetaldehyde	-----	1.055	5.428
>Ethanol	0.1458	1.209	96.307
n-Propanol	-----	2.014	185.447

Table 2: FID 2 B (column DB-ALC2)

Compound	Time (min)	Peak Area
Acetaldehyde	0.995	7.076
Ethanol	1.377	118.679
n-Propanol	2.473	224.084

## Scottsdale Police Department Crime Lab Volatiles Analysis

<b>Sample:</b> [REDACTED]	<b>Item number:</b> 1237527
<b>Injection date:</b> 10/9/2018 9:07:33 PM	<b>Vial:</b> 65
<b>Method:</b> ethanol quant.M	<b>Sequence:</b> 9Oct18
<b>Instrument:</b> US14173023 CN14160045	<b>Analyst:</b> Adrian
<b>Data file:</b> C:\Chem32\1\Data\9Oct18\65.D	

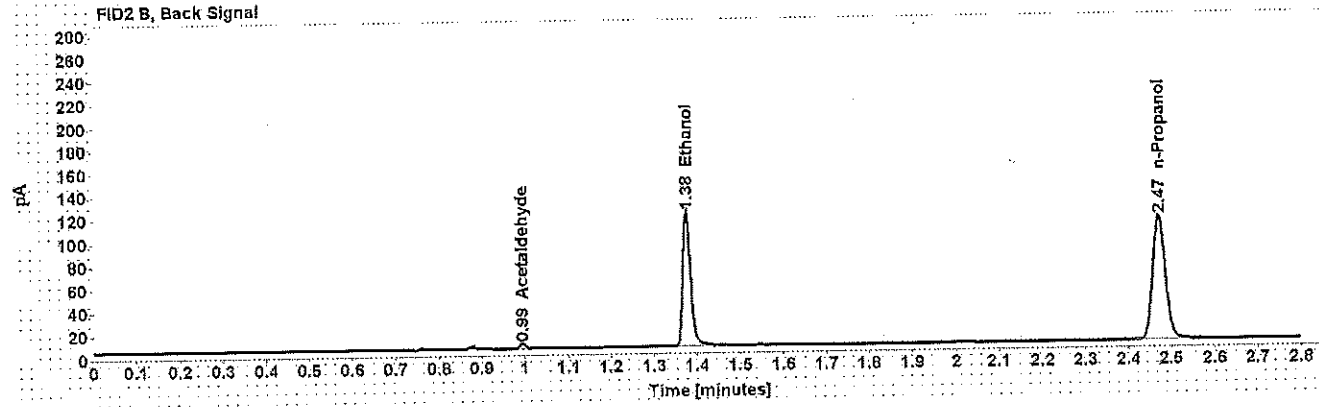
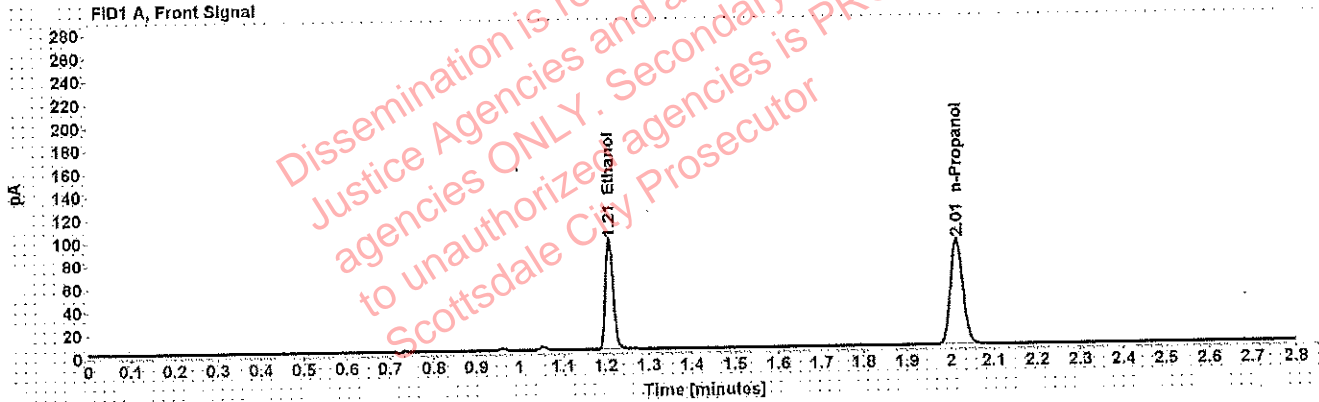


Table 1: FID 1 A (column DB-ALC1)

Compound	Amount (g/100mL)	Time (min)	Peak Area
>Ethanol	0.1858	1.209	121.753
n-Propanol	-----	2.014	183.573

Table 2: FID 2 B (column DB-ALC2)

Compound	Time (min)	Peak Area
Acetaldehyde	0.995	3.895
Ethanol	1.377	150.106
n-Propanol	2.472	221.481

## Scottsdale Police Department Crime Lab Volatiles Analysis

<b>Sample:</b> [REDACTED]	<b>Item number:</b> 1237527
<b>Injection date:</b> 10/9/2018 9:11:33 PM	<b>Vial:</b> 66
<b>Method:</b> ethanol quant.M	<b>Sequence:</b> 9Oct18
<b>Instrument:</b> US14173023 CN14160045	<b>Analyst:</b> Adrian
<b>Data file:</b> C:\Chem32\1\Data\9Oct18\66.D	

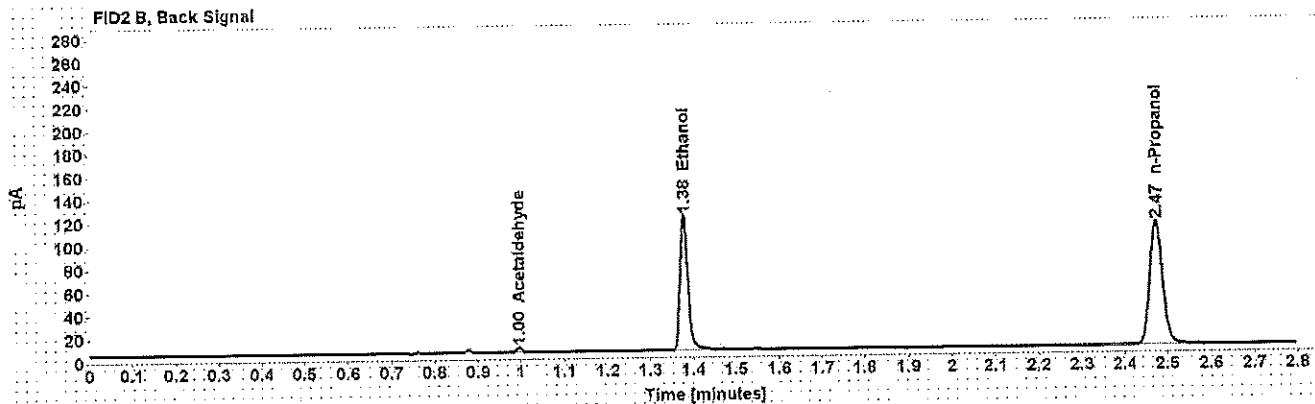
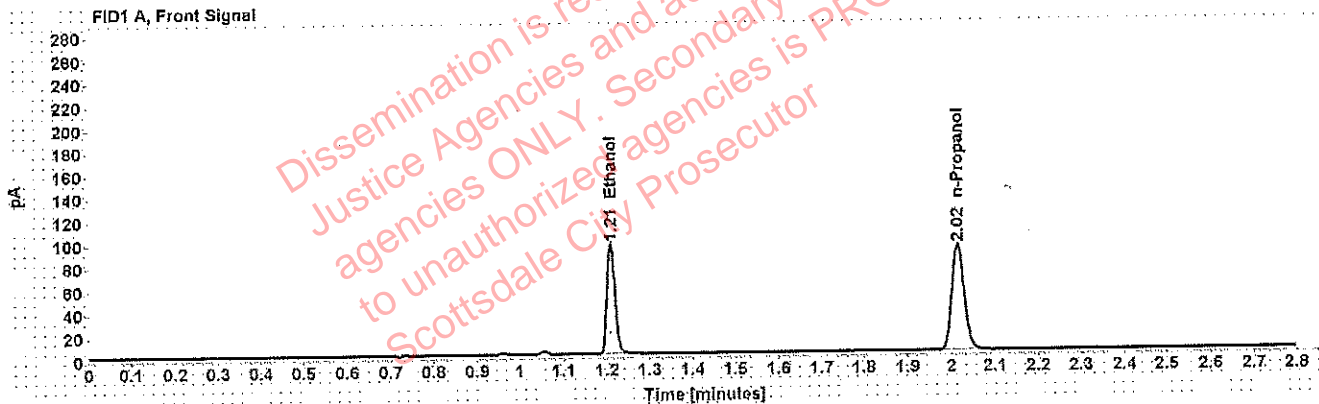


Table 1: FID 1 A (column DB-ALC1)

Compound	Amount (g/100mL)	Time (min)	Peak Area
>Ethanol	0.1878	1.210	122.653
n-Propanol	-----	2.015	182.925

Table 2: FID 2 B (column DB-ALC2)

Compound	Time (min)	Peak Area
Acetaldehyde	0.996	3.794
Ethanol	1.379	151.151
n-Propanol	2.474	220.771

## Scottsdale Police Department Crime Lab Volatiles Analysis

<b>Sample:</b> [REDACTED]	<b>Item number:</b> 1238147
<b>Injection date:</b> 10/9/2018 9:15:48 PM	<b>Vial:</b> 67
<b>Method:</b> ethanol quant.M	<b>Sequence:</b> 9Oct18
<b>Instrument:</b> US14173023 CN14160045	<b>Analyst:</b> Adrian
<b>Data file:</b> C:\Chem32\1\Data\9Oct18\67.D	

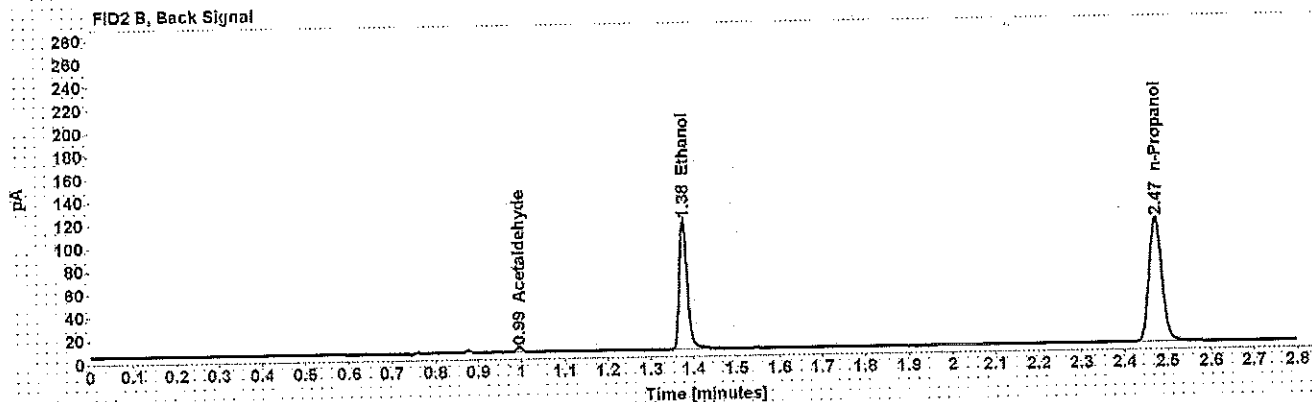
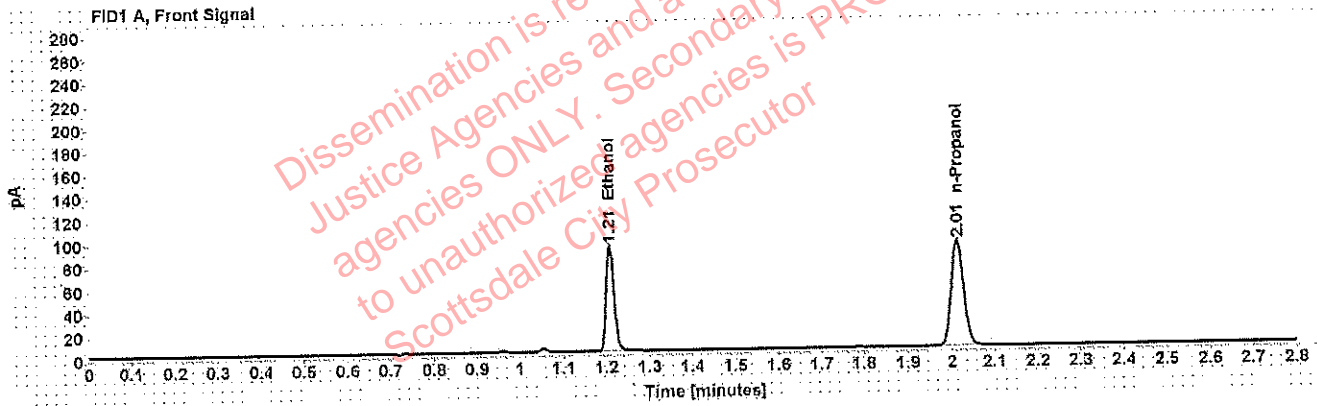


Table 1: FID 1 A (column DB-ALC1)

Compound	Amount (g/100mL)	Time (min)	Peak Area
>Ethanol	0.1789	1.209	117.135
n-Propanol	-----	2.014	183.480

Table 2: FID 2 B (column DB-ALC2)

Compound	Time (min)	Peak Area
Acetaldehyde	0.995	4.037
Ethanol	1.377	144.126
n-Propanol	2.472	222.029



## Scottsdale Police Department Crime Lab Volatiles Analysis

<b>Sample:</b> [REDACTED]	<b>Item number:</b> 1238147
<b>Injection date:</b> 10/9/2018 9:19:48 PM	<b>Vial:</b> 68
<b>Method:</b> ethanol quant.M	<b>Sequence:</b> 9Oct18
<b>Instrument:</b> US14173023 CN14160045	<b>Analyst:</b> Adrian
<b>Data file:</b> C:\Chem32\1\Data\9Oct18\68.D	

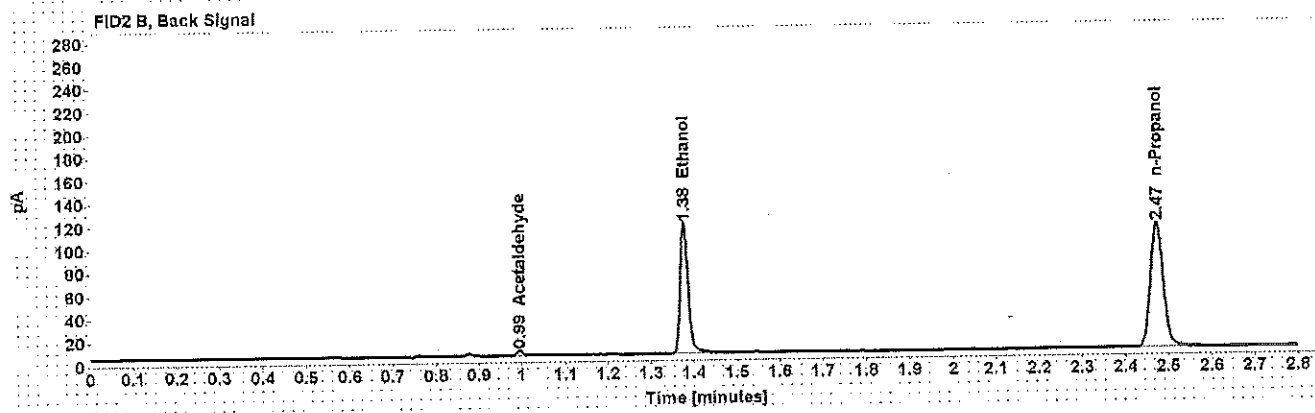
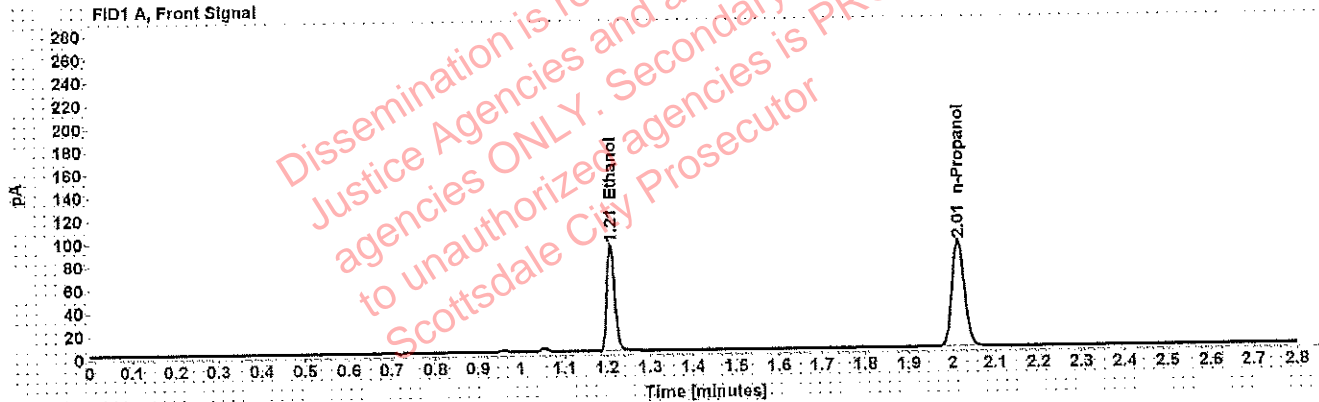


Table 1: FID 1 A (column DB-ALC1)

Compound	Amount (g/100mL)	Time (min)	Peak Area
>Ethanol	0.1795	1.209	118.055
n-Propanol	-----	2.014	184.254

Table 2: FID 2 B (column DB-ALC2)

Compound	Time (min)	Peak Area
Acetaldehyde	0.995	4.085
Ethanol	1.377	145.469
n-Propanol	2.473	222.585

## Scottsdale Police Department Crime Lab Volatiles Analysis

<b>Sample:</b> [REDACTED]	<b>Item number:</b> 1237911
<b>Injection date:</b> 10/9/2018 9:23:48 PM	<b>Vial:</b> 69
<b>Method:</b> ethanol quant.M	<b>Sequence:</b> 9Oct18
<b>Instrument:</b> US14173023 CN14160045	<b>Analyst:</b> Adrian
<b>Data file:</b> C:\Chem32\1\Data\9Oct18\69.D	

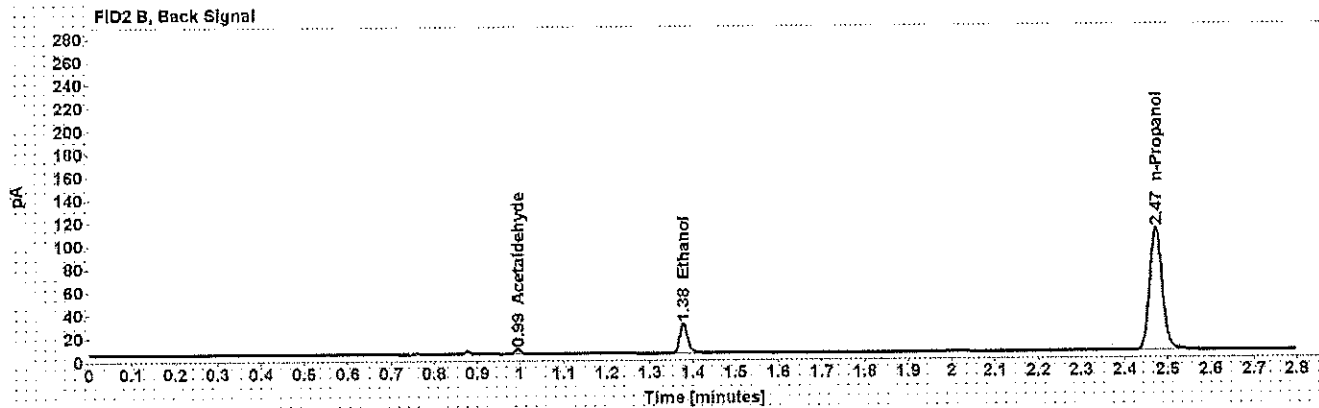



Table 1: FID 1 A (column DB-ALC1)

Compound	Amount (g/100mL)	Time (min)	Peak Area
>Ethanol	0.0430	1.210	26.916
n-Propanol	-----	2.014	180.704

Table 2: FID 2 B (column DB-ALC2)

Compound	Time (min)	Peak Area
Acetaldehyde	0.995	4.020
Ethanol	1.378	33.458
n-Propanol	2.472	218.763

## Scottsdale Police Department Crime Lab Volatiles Analysis

Sample: [REDACTED]	Item number: 1237911
Injection date: 10/9/2018 9:27:48 PM	Vial: 70
Method: ethanol quant.M	Sequence: 9Oct18
Instrument: US14173023 CN14160045	Analyst: Adrian
Data file: C:\Chem32\1\Data\9Oct18\70.D	

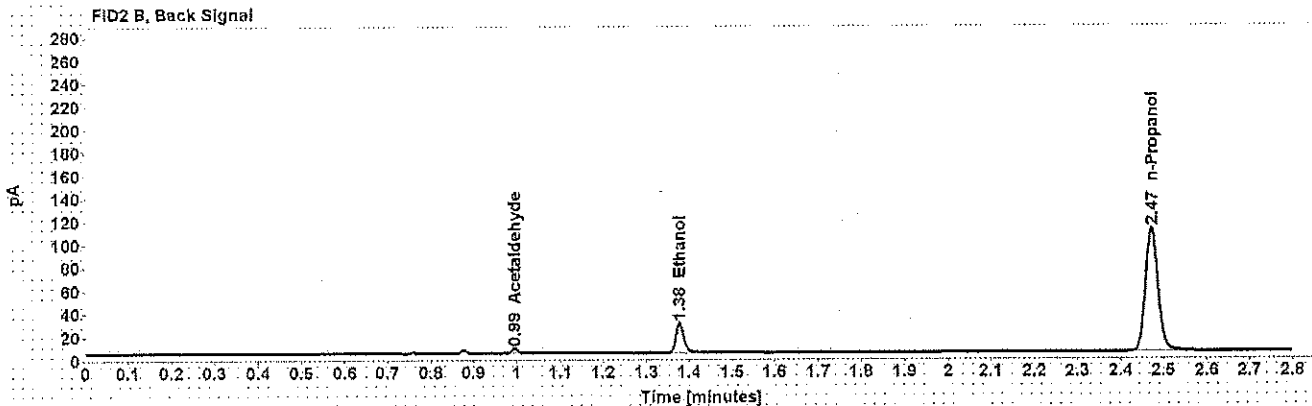
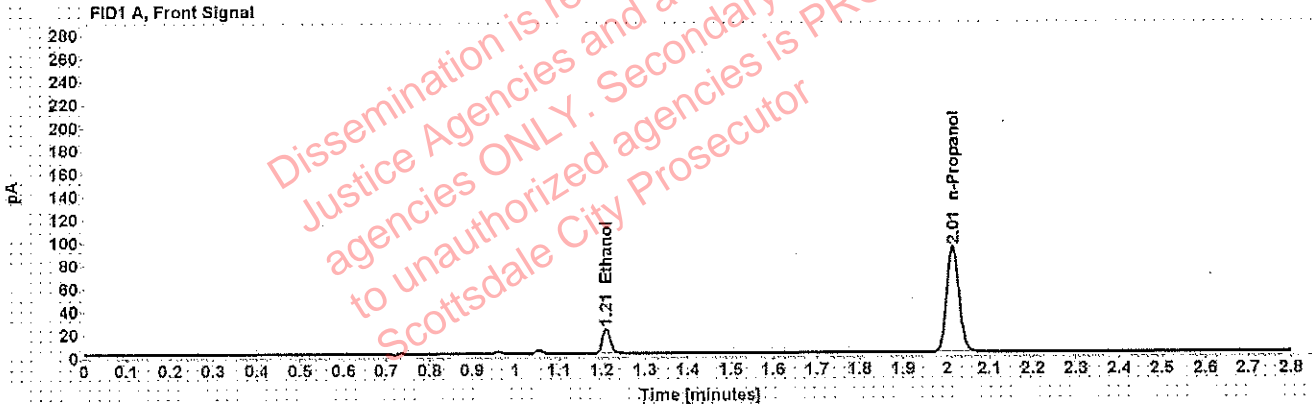


Table 1: FID 1 A (column DB-ALC1)

Compound	Amount (g/100mL)	Time (min)	Peak Area
>Ethanol	0.0430	1.210	27.178
n-Propanol	-----	2.014	182.718

Table 2: FID 2 B (column DB-ALC2)

Compound	Time (min)	Peak Area
Acetaldehyde	0.995	4.106
Ethanol	1.378	33.841
n-Propanol	2.472	220.880

## Scottsdale Police Department Crime Lab Volatiles Analysis

Sample: [REDACTED]	Item number: 1238153
Injection date: 10/9/2018 9:31:49 PM	Vial: 71
Method: ethanol quant.M	Sequence: 9Oct18
Instrument: US14173023 CN14160045	Analyst: Adrian
Data file: C:\Chem32\1\Data\9Oct18\71.D	

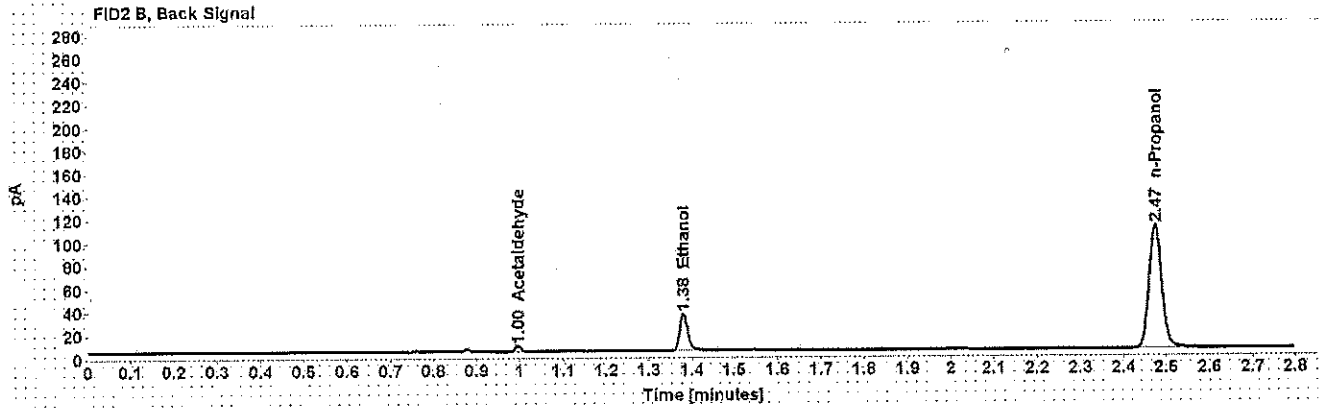
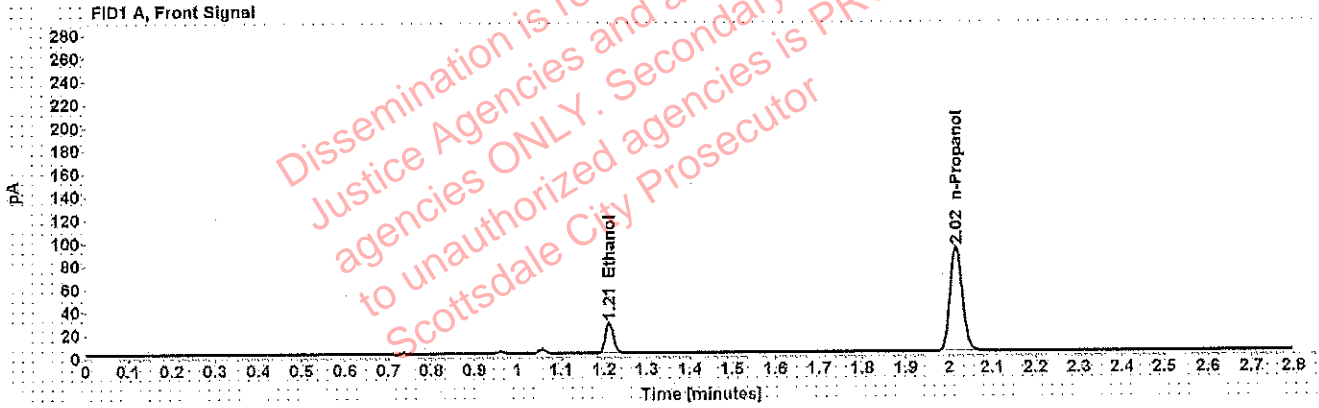


Table 1: FID 1 A (column DB-ALC1)

Compound	Amount (g/100mL)	Time (min)	Peak Area
>Ethanol	0.0540	1.212	34.262
n-Propanol	-----	2.016	181.849

Table 2: FID 2 B (column DB-ALC2)

Compound	Time (min)	Peak Area
Acetaldehyde	0.996	4.570
Ethanol	1.380	42.831
n-Propanol	2.475	219.806

## Scottsdale Police Department Crime Lab Volatiles Analysis

Sample: [REDACTED]	Item number: 1238153
Injection date: 10/9/2018 9:35:48 PM	Vial: 72
Method: ethanol quant.M	Sequence: 9Oct18
Instrument: US14173023 CN14160045	Analyst: Adrian
Data file: C:\Chem32\1\Data\9Oct18\72.D	

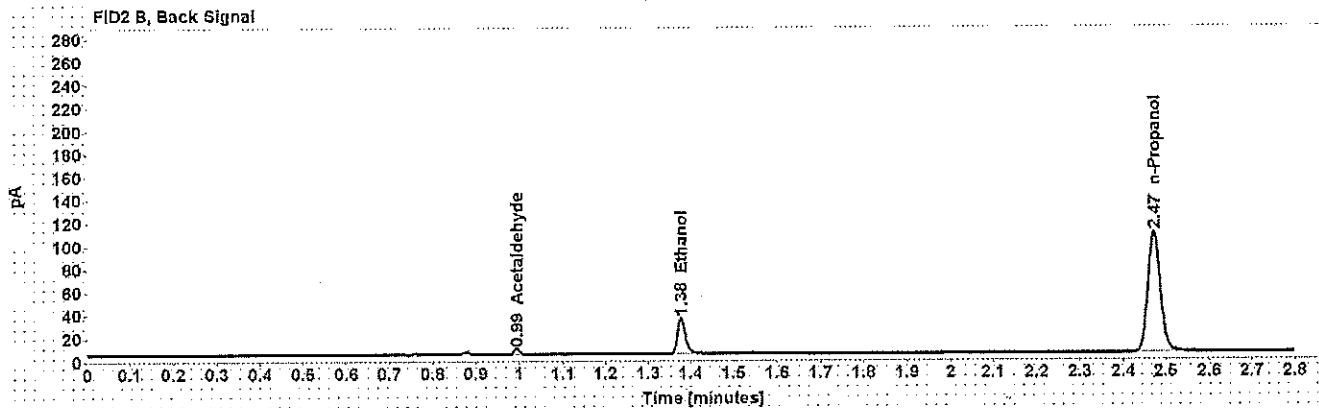
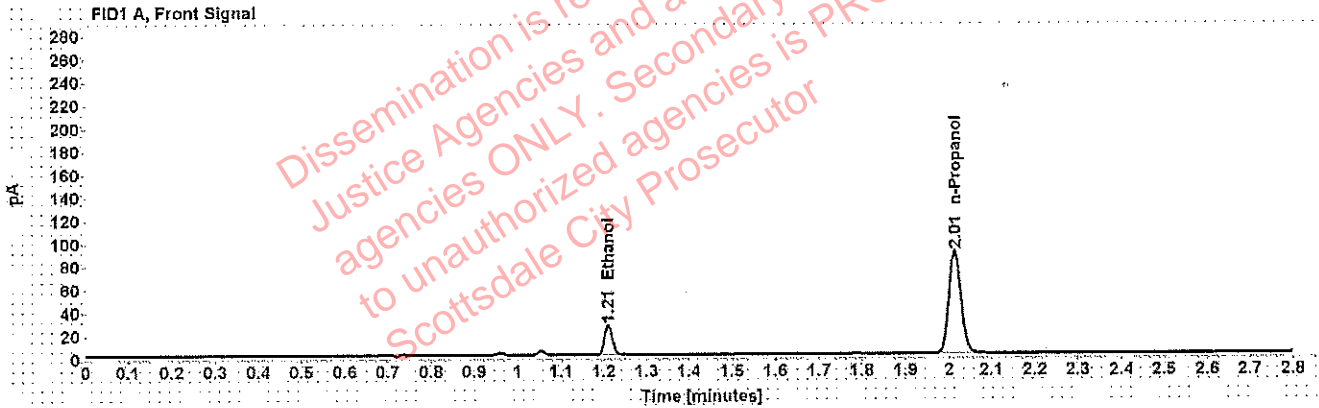


Table 1: FID 1 A (column DB-ALC1)

Compound	Amount (g/100mL)	Time (min)	Peak Area
>Ethanol	0.0532	1.210	32.953
n-Propanol	-----	2.014	177.679

Table 2: FID 2 B (column DB-ALC2)

Compound	Time (min)	Peak Area
Acetaldehyde	0.995	4.730
Ethanol	1.377	40.982
n-Propanol	2.472	215.436

## Scottsdale Police Department Crime Lab Volatiles Analysis

<b>Sample:</b> [REDACTED]	<b>Item number:</b> 331-01A
<b>Injection date:</b> 10/9/2018 9:40:03 PM	<b>Vial:</b> 73
<b>Method:</b> ethanol quant.M	<b>Sequence:</b> 9Oct18
<b>Instrument:</b> US14173023 CN14160045	<b>Analyst:</b> Adrian
<b>Data file:</b> C:\Chem32\1\Data\9Oct18\73.D	

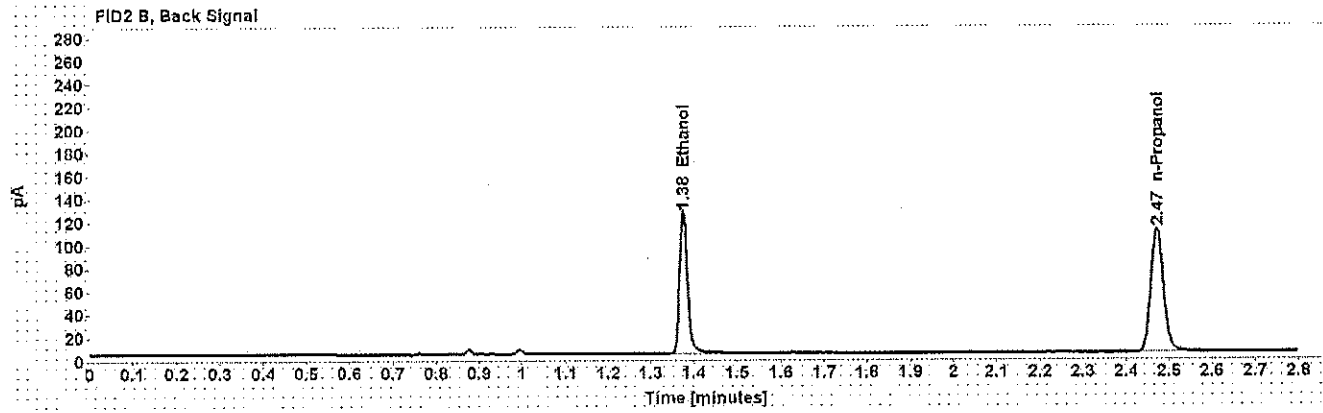
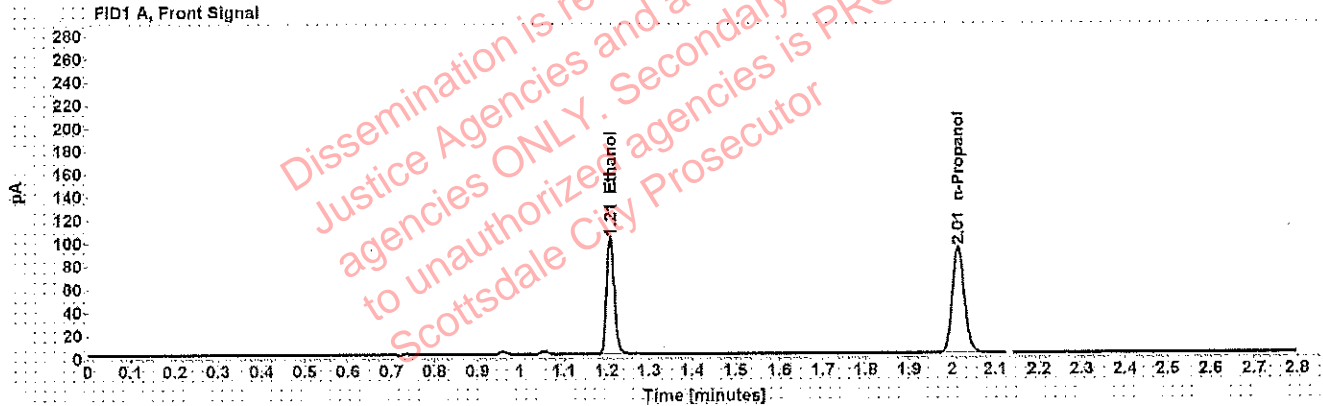


Table 1: FID 1 A (column DB-ALC1)

Compound	Amount (g/100mL)	Time (min)	Peak Area
>Ethanol	0.1969	1.209	128.396
n-Propanol	-----	2.014	182.560

Table 2: FID 2 B (column DB-ALC2)

Compound	Time (min)	Peak Area
Ethanol	1.377	159.637
n-Propanol	2.472	220.876

## Scottsdale Police Department Crime Lab Volatiles Analysis

Sample: [REDACTED]	Item number: 331-01A
Injection date: 10/9/2018 9:44:03 PM	Vial: 74
Method: ethanol quant.M	Sequence: 9Oct18
Instrument: US14173023 CN14160045	Analyst: Adrian
Data file: C:\Chem32\1\Data\9Oct18\74.D	

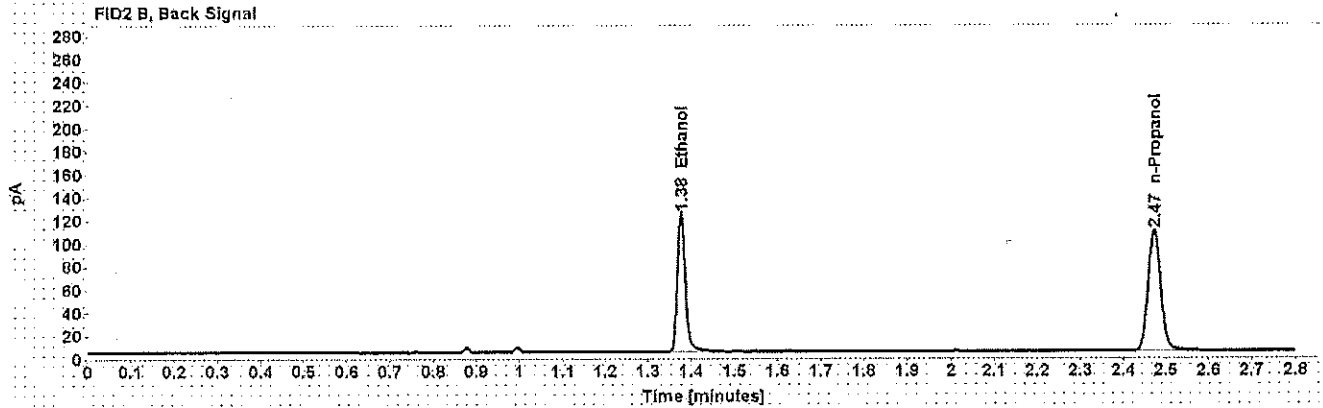
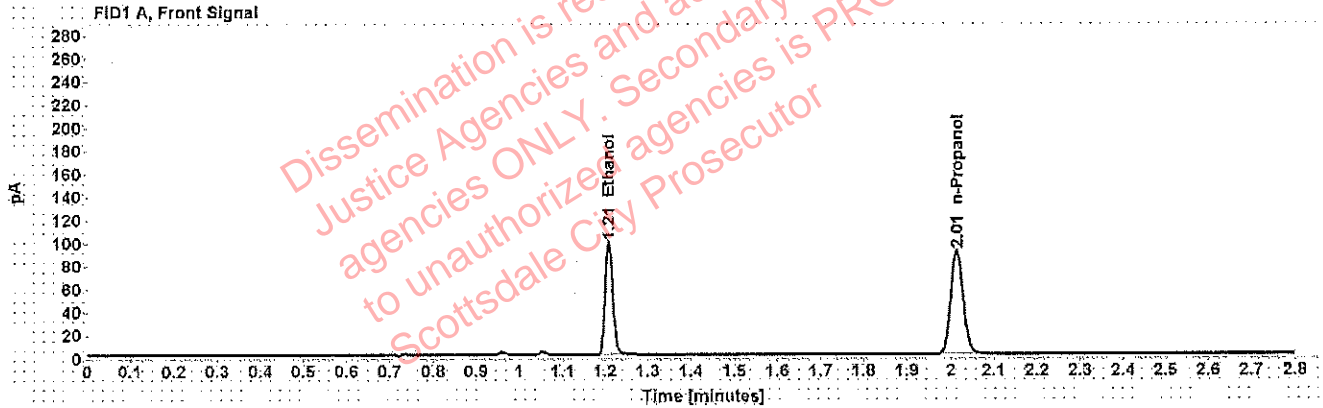


Table 1: FID 1 A (column DB-ALC1)

Compound	Amount (g/100mL)	Time (min)	Peak Area
>Ethanol	0.1959	1.209	125.192
n-Propanol	-----	2.014	178.974

Table 2: FID 2 B (column DB-ALC2)

Compound	Time (min)	Peak Area
Ethanol	1.377	156.364
n-Propanol	2.472	216.978