

SCOTTSDALE POLICE DEPARTMENT CRIME LABORATORY BLOOD ALCOHOL FACE SHEET

ANALYSIS DATE 9/12/2017 SEQUENCE NAME 12Sep17

EQUIPMENT

Pipettor Hamilton ML600EH7497 Hamilton ML600GJ10749
 Gas Chromatograph Agilent US14173023

INSTRUMENT CALIBRATION

Vial 1 0.02 calibrator Lot FN03241604 Coefficient of determination (r^2)
 Vial 2 0.10 calibrator Lot FN06181501 0.99999
 Vial 3 0.20 calibrator Lot FN07201502
 Vial 4 0.40 calibrator Lot FN11191402

CALIBRATION VERIFICATION AND RESOLUTION TEST

Vial	Sample	Expected result	Measured result	Manufacturer/lot
5	Blank	Not detected	Not detected	SPD lab 090517
6	Volatiles mixture	6 compounds	6 compounds	SPD lab 020917WLA
7	Aqueous control	0.400 g/dL	0.403 g/dL	Lipomed 08012015-C
8	Aqueous control	0.040 g/dL	0.039 g/dL	Lipomed 09022015-A
9	Blood control	0.200 g/dL	0.200 g/dL	ACQ 407041529/3
20	Aqueous control	0.080 g/dL	0.080 g/dL	Lipomed 28082014-B
31	Aqueous control	0.150 g/dL	0.151 g/dL	Lipomed 09022015-C
42	Blood control	0.200 g/dL	0.200 g/dL	ACQ 407041529/3
53	Aqueous control	0.080 g/dL	0.080 g/dL	Lipomed 28082014-B
58	Aqueous control	0.400 g/dL	0.408 g/dL	Lipomed 08012015-C
59	Aqueous control	0.040 g/dL	0.039 g/dL	Lipomed 09022015-A
60	Blood control	0.200 g/dL	0.206 g/dL	ACQ 407041529/3
61	Blank	Not detected	Not detected	SPD lab 090517

SUBJECT SAMPLES

Subjects in the sequence 22 Subjects requiring reanalysis 0

ADDITIONAL NOTES: All testing proceeded as expected.

Run valid
 Run invalid WA B1570 9/13/17
 Analyst

Run valid
 Run invalid KOSECKI 9/14/17
 Technical Reviewer

Scottsdale Police Department Crime Laboratory Sequence Quality Assurance Summary

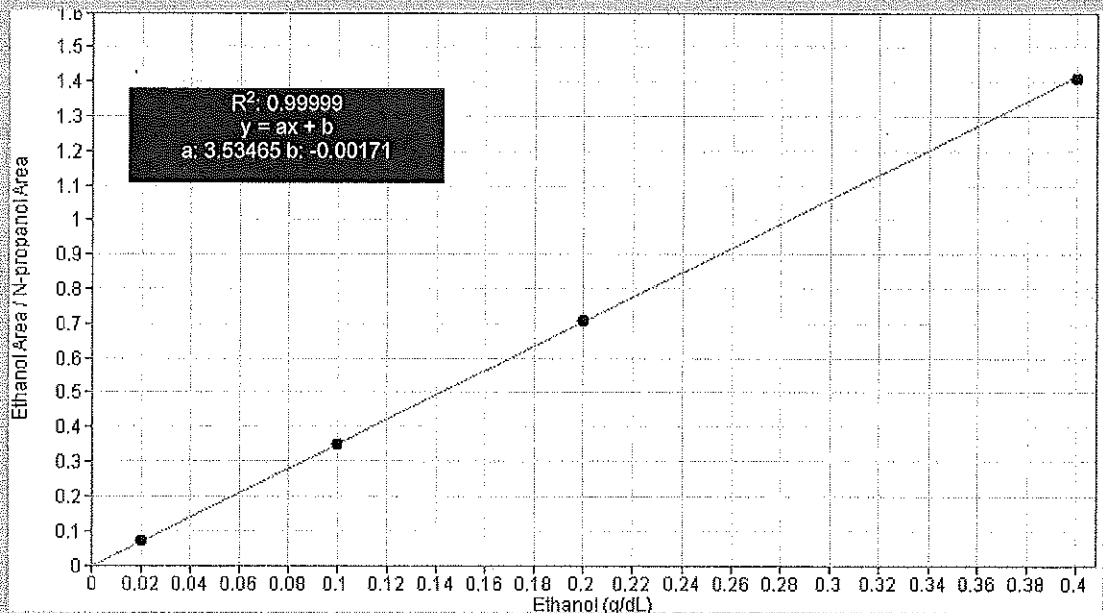
SEQUENCE NAME: 12Sep17

ANALYST: Adrian WA

Sample Name	Vial	Measured Value (g/dL)	Expected Value (g/dL)	Percent Difference	Absolute Difference (g/dL)
blank 090517	5	negative	negative	-	-
0.400 Lipomed 08012015-C	7	0.403	0.400	0.75	0.003
0.040 Lipomed 09022015-A	8	0.039	0.040	2.50	-0.001
0.20 ACQ 407041529/3	9	0.200	0.200	0.00	0.000
0.080 Lipomed 28082014-B	20	0.080	0.080	0.00	0.000
0.150 Lipomed 09022015-C	31	0.151	0.150	0.67	0.001
0.20 ACQ 407041529/3	42	0.200	0.200	0.00	0.000
0.080 Lipomed 28082014-B	53	0.080	0.080	0.00	0.000
0.40 Lipomed 08012015-C	58	0.408	0.400	2.00	0.008
0.04 Lipomed 09022015-A	59	0.039	0.040	2.50	-0.001
0.20 ACQ 407041529/3	60	0.206	0.200	3.00	0.006
blank 090517	61	negative	negative	-	-

Calibrator	Ethanol Area	N-propanol Area	Ratio
0.020	12.397	179.758	0.069
0.100	63.851	182.193	0.351
0.200	128.010	181.011	0.707
0.400	254.717	180.460	1.412

Calibration Line



Scottsdale Police Department Crime Lab Volatiles Analysis

WA

Sample: 0.020 Cerilliant FN03241604	Item number:
Injection date: 9/12/2017 1:44:21 PM	Vial: 1
Method: ethanol quant.M	Sequence: 12Sep17
Instrument: US14173023 CN14160045	Analyst: Adrian
Data file: C:\Chem32\1\Data\12Sep17\1.D	

Dissemination is restricted to Criminal Justice Agencies and authorized personnel only. Dissemination to unauthorized agencies is PROHIBITED. Scottsdale City Prosecutor

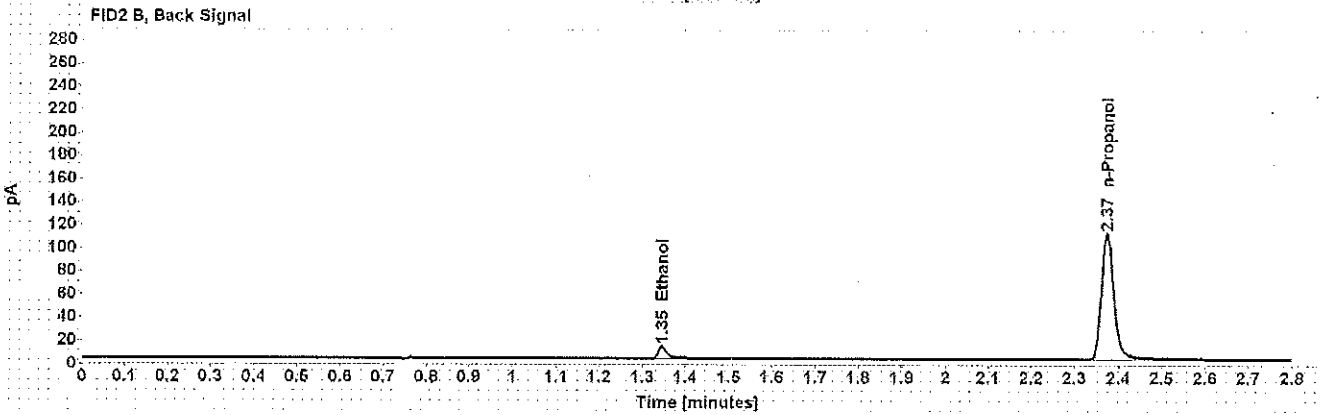
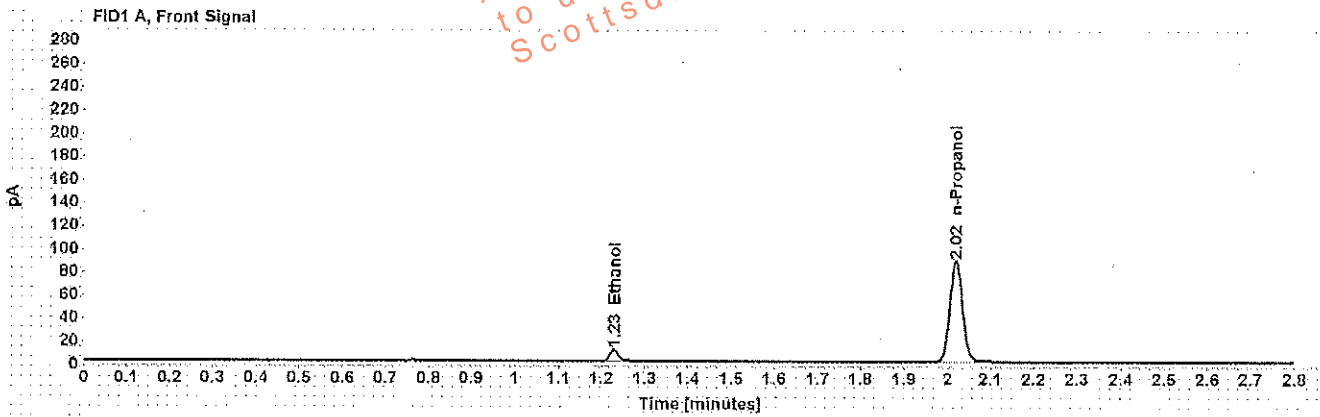


Table 1: FID 1 A (column DB-ALC1)

Compound	Time (min)	Peak Area
Ethanol	1.229	12.397
n-Propanol	2.020	179.758

Table 2: FID 2 B (column DB-ALC2)

Compound	Time (min)	Peak Area
Ethanol	1.346	14.054
n-Propanol	2.374	217.195

Scottsdale Police Department Crime Lab Volatiles Analysis

WA

Sample: 0.100 Cerilliant FN06181501	Item number:
Injection date: 9/12/2017 1:48:22 PM	Vial: 2
Method: ethanol quant.M	Sequence: 12Sep17
Instrument: US14173023 CN14160045	Analyst: Adrian
Data file: C:\Chem32\11\Data\12Sep17\2.D	

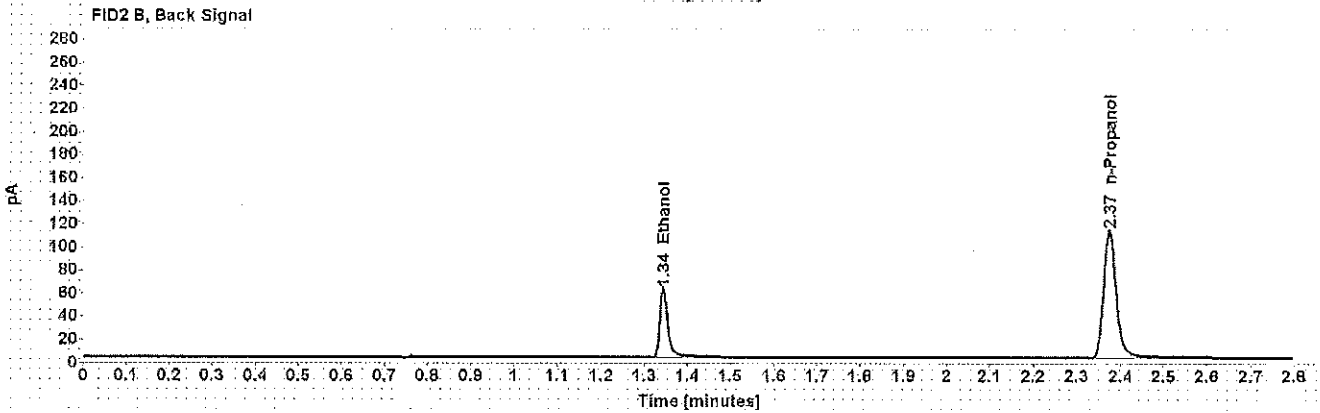
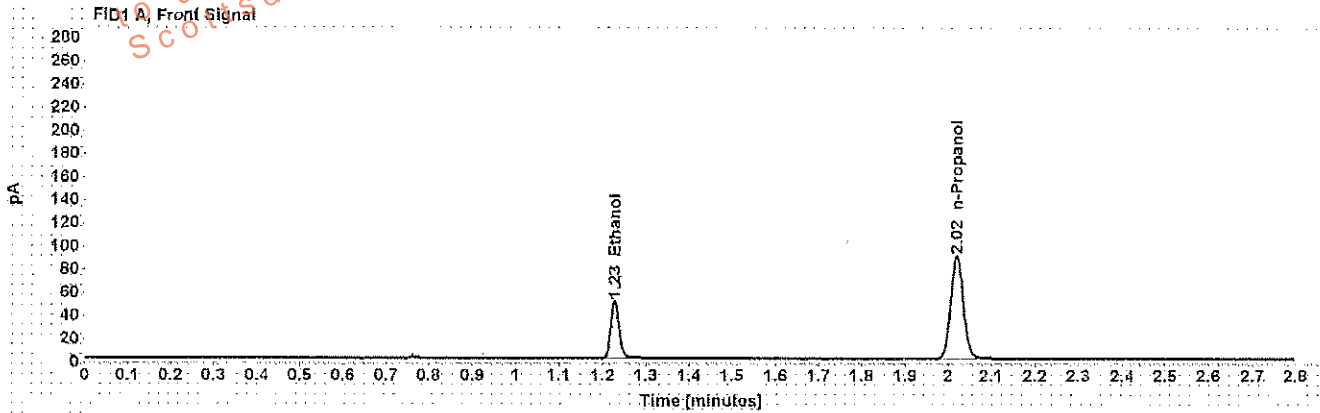


Table 1: FID 1 A (column DB-ALC1)

Compound	Time (min)	Peak Area
Ethanol	1.228	63.851
n-Propanol	2.020	182.193

Table 2: FID 2 B (column DB-ALC2)

Compound	Time (min)	Peak Area
Ethanol	1.344	78.108
n-Propanol	2.374	219.798

Scottsdale Police Department Crime Lab Volatiles Analysis

WA

Sample: 0.200 Cerilliant FN07201502	Item number:
Injection date: 9/12/2017 1:52:21 PM	Vial: 3
Method: ethanol quant.M	Sequence: 12Sep17
Instrument: US14173023 CN14160045	Analyst: Adrian
Data file: C:\Chem\3211\Data\12Sep17\3.D	

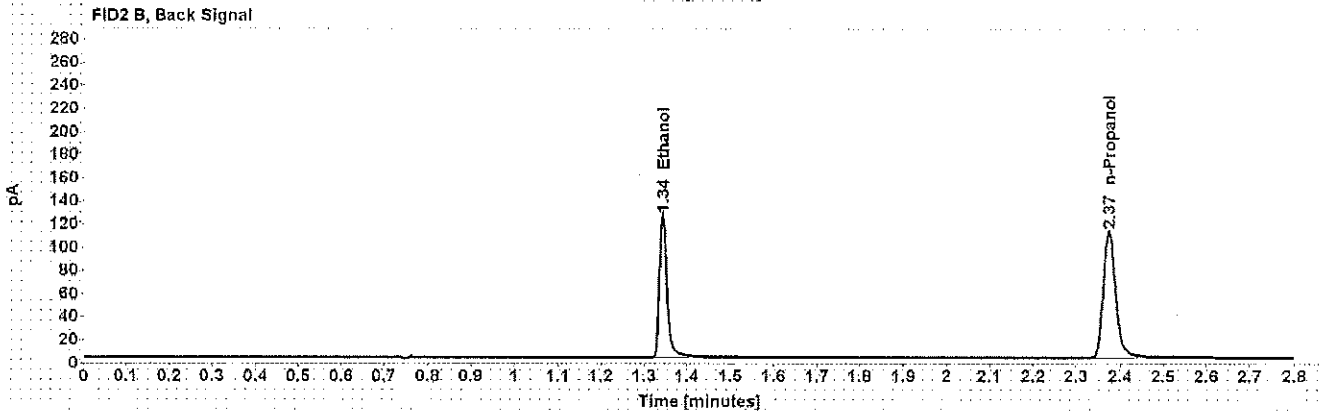
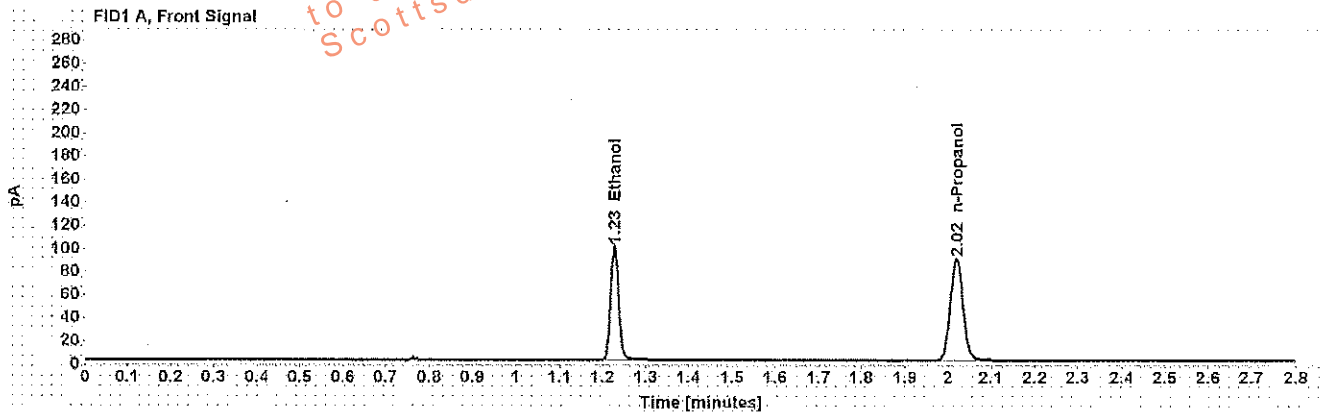


Table 1: FID 1 A (column DB-ALC1)

Compound	Time (min)	Peak Area
Ethanol	1.227	128.010
n-Propanol	2.020	181.011

Table 2: FID 2 B (column DB-ALC2)

Compound	Time (min)	Peak Area
Ethanol	1.343	158.696
n-Propanol	2.375	218.438

Scottsdale Police Department Crime Lab Volatiles Analysis

WA

Sample:	0.400 Cerilliant FN11191402	Item number:	
Injection date:	9/12/2017 1:56:22 PM	Vial:	4
Method:	ethanol quant.M	Sequence:	12Sep17
Instrument:	US14173023 CN14160045	Analyst:	Adrian
Data file:	C:\Chem32\11\Data\12Sep17\4.D		

Dissemination is restricted to Criminal Justice Agencies and authorized agencies to unauthorize agencies is PROHIBITED. Scottsdale City Prosecutor

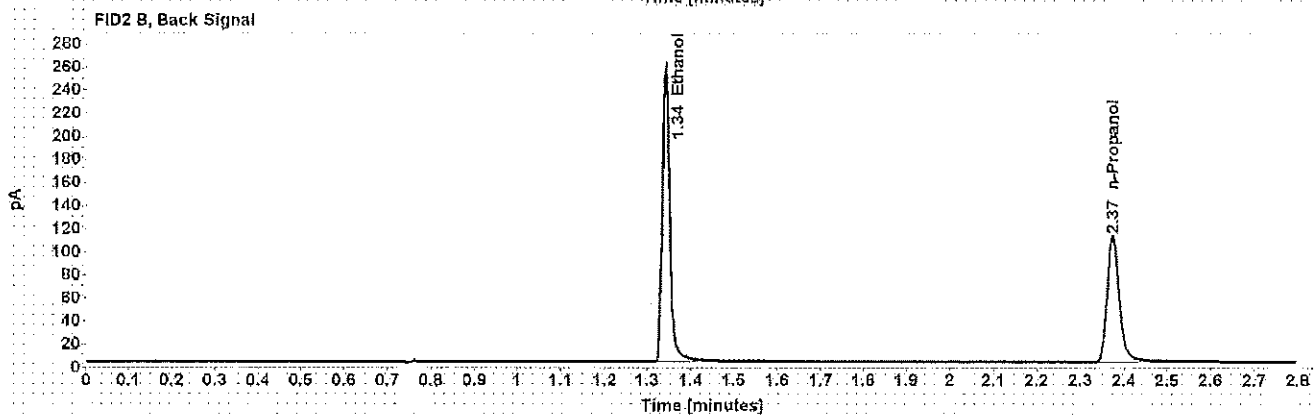
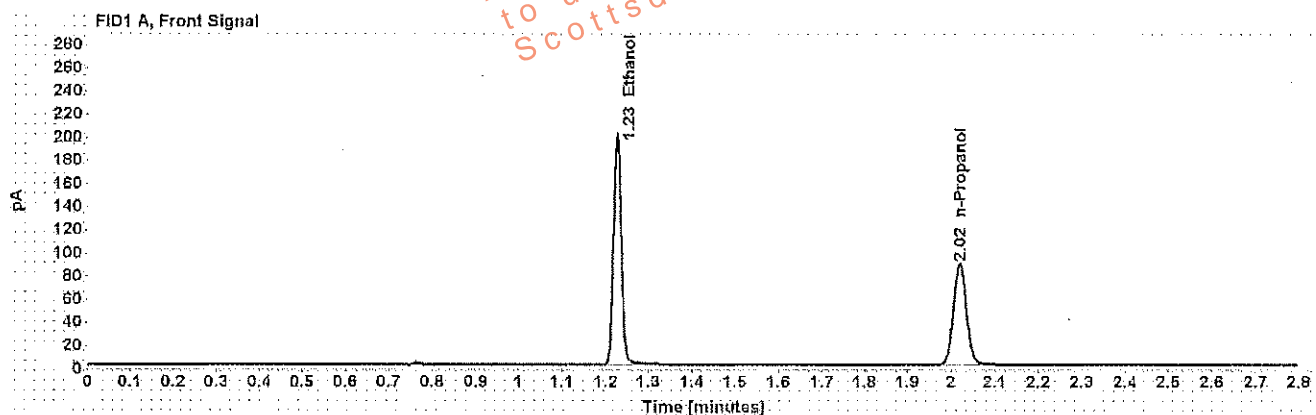


Table 1: FID 1 A (column DB-ALC1)

Compound	Time (min)	Peak Area
Ethanol	1.226	254.717
n-Propanol	2.020	180.460

Table 2: FID 2 B (column DB-ALC2)

Compound	Time (min)	Peak Area
Ethanol	1.342	316.080
n-Propanol	2.374	217.434

Scottsdale Police Department Crime Lab Volatiles Analysis

W4

Sample: blank 090517	Item number:
Injection date: 9/12/2017 2:00:21 PM	Vial: 5
Method: ethanol quant.M	Sequence: 12Sep17
Instrument: US14173023 CN14160045	Analyst: Adrian
Data file: C:\Chem32\1\Data\12Sep17\5.D	

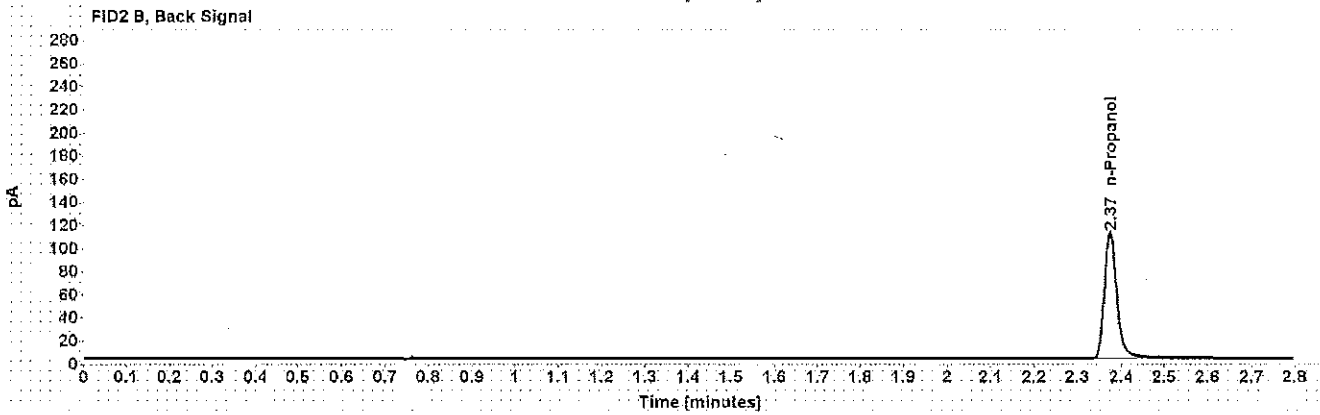
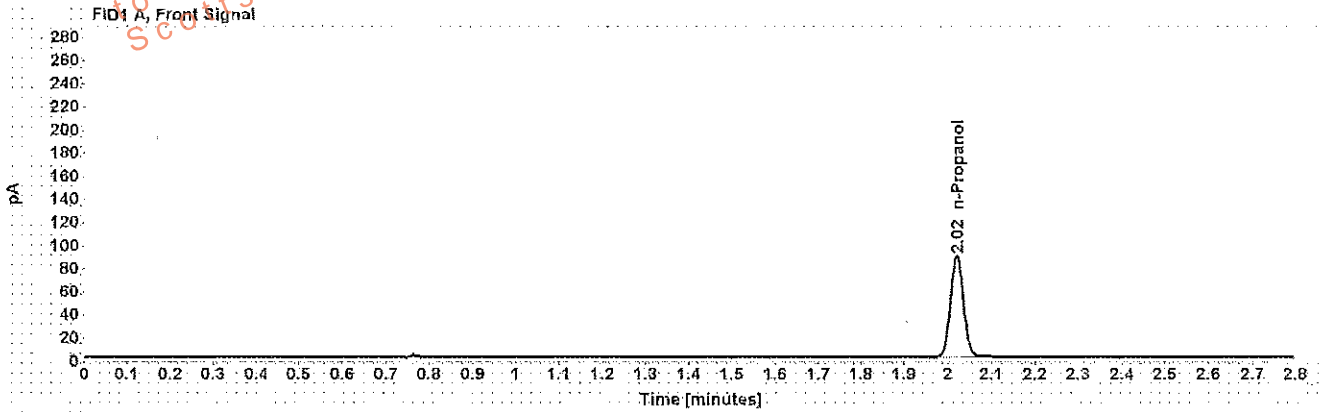


Table 1: FID 1 A (column DB-ALC1)

Compound	Amount (g/100mL)	Time (min)	Peak Area
n-Propanol	-----	2.020	180.390

Table 2: FID 2 B (column DB-ALC2)

Compound	Time (min)	Peak Area
n-Propanol	2.374	216.713

Scottsdale Police Department Crime Lab Volatiles Analysis

WA

Sample: volatiles mix 020917 WLA	Item number:
Injection date: 9/12/2017 2:04:21 PM	Vial: 6
Method: ethanol quant.M	Sequence: 12Sep17
Instrument: US14173023.CN14160045	Analyst: Adrian
Data file: C:\Chem32\11Data\12Sep17\6.D	

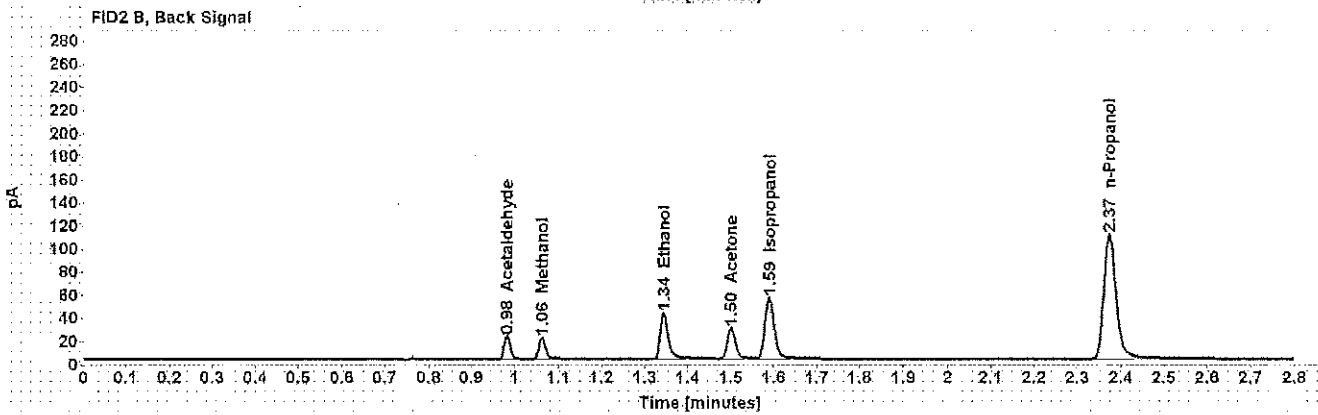
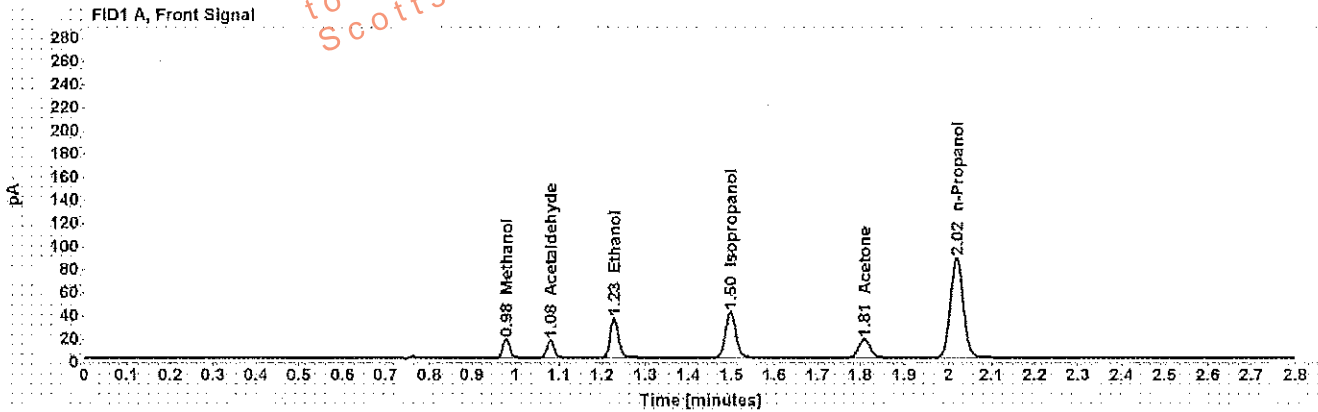


Table 1: FID 1 A (column DB-ALC1)

Compound	Amount (g/100mL)	Time (min)	Peak Area
Methanol	-----	0.979	17.887
Acetaldehyde	-----	1.080	16.442
>Ethanol	0.0707	1.228	44.162
Isopropanol	-----	1.497	64.767
Acetone	-----	1.809	28.466
n-Propanol	-----	2.020	178.019

Table 2: FID 2 B (column DB-ALC2)

Compound	Time (min)	Peak Area
Acetaldehyde	0.982	19.749
Methanol	1.063	19.522
Ethanol	1.344	53.656
Acetone	1.501	35.115
Isopropanol	1.589	80.725
n-Propanol	2.374	213.740

Scottsdale Police Department Crime Lab Volatiles Analysis

Sample: 0.400 Lipomed 08012015-C	Item number: WA
Injection date: 9/12/2017 2:08:36 PM	Vial: 7
Method: ethanol quant.M	Sequence: 12Sep17
Instrument: US14173023 CN14160045	Analyst: Adrian
Data file: C:\Chem32\1\Data\12Sep17\7.D	

Dissemination is restricted to Criminal Justice Agencies only. Any unauthorized dissemination to unauthorized agencies is PROHIBITED. Scottsdale City Prosecutor

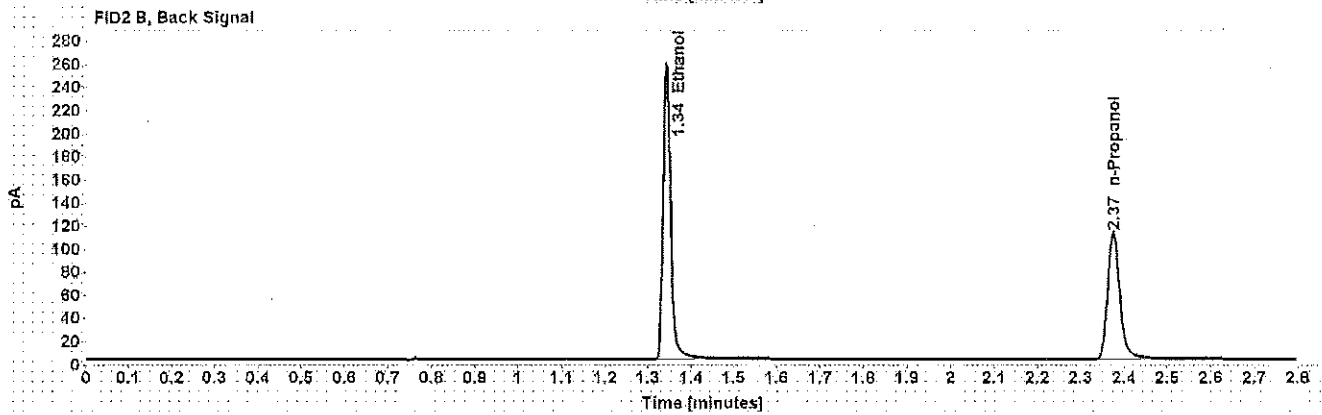
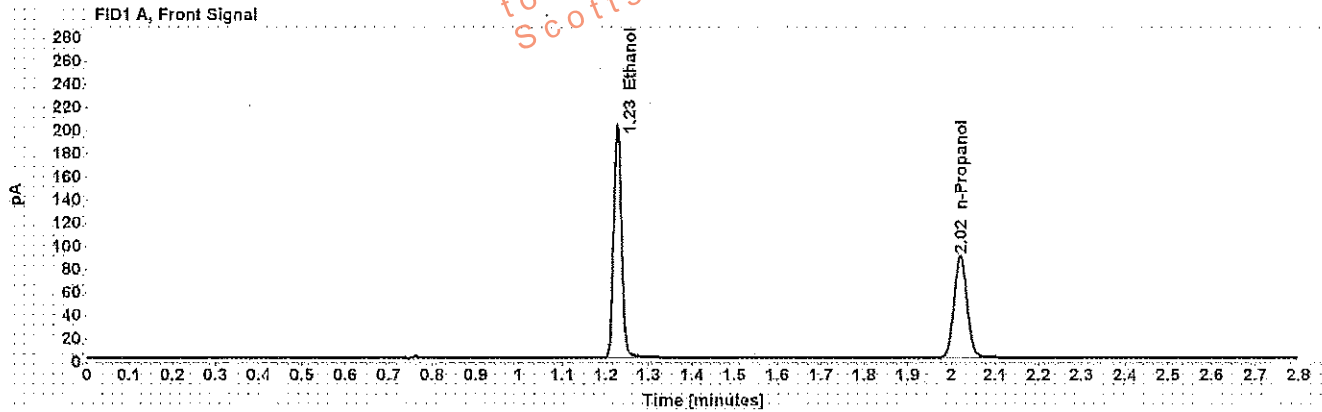


Table 1: FID 1 A (column DB-ALC1)

Compound	Amount (g/100mL)	Time (min)	Peak Area
>Ethanol	0.4032	1.227	258.504
n-Propanol	-----	2.020	181.602

Table 2: FID 2 B (column DB-ALC2)

Compound	Time (min)	Peak Area
Ethanol	1.342	317.142
n-Propanol	2.375	218.680

Scottsdale Police Department Crime Lab Volatiles Analysis

NA

Sample: 0.040 Lipomed 09022015-A	Item number:
Injection date: 9/12/2017 2:12:36 PM	Vial: 8
Method: ethanol quant.M	Sequence: 12Sep17
Instrument: US14173023 CN14160045	Analyst: Adrian
Data file: C:\Chem32\11\Data\12Sep17\8.D	

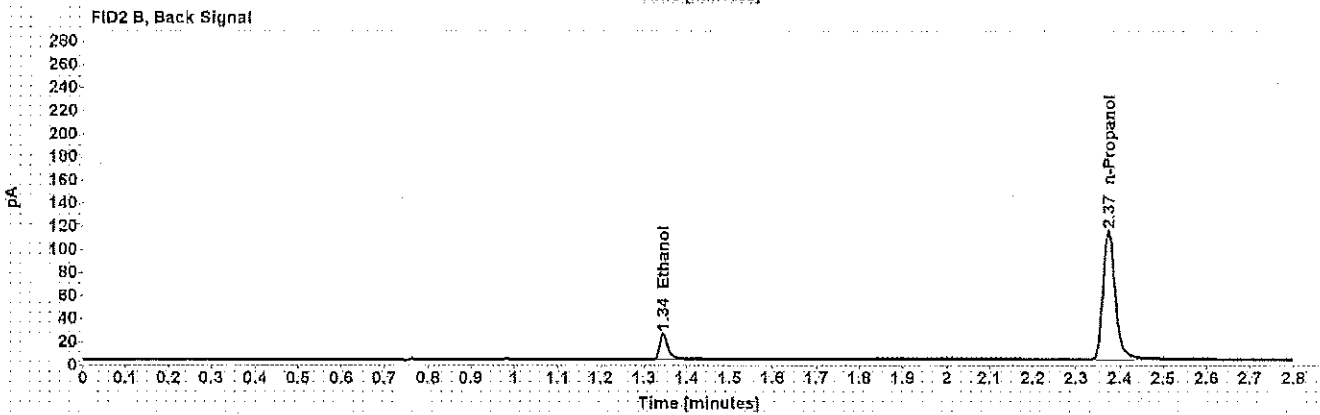
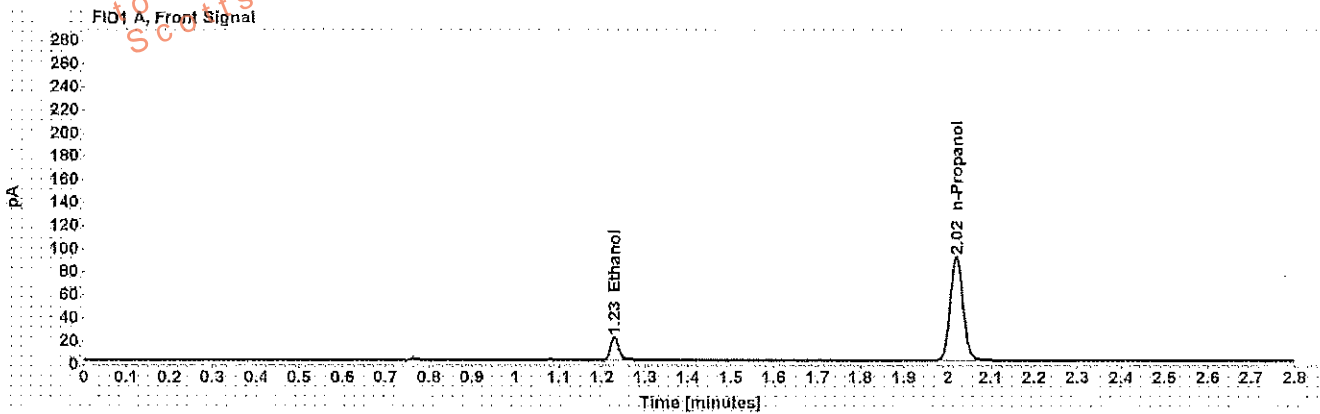


Table 1: FID 1 A (column DB-ALC1)

Compound	Amount (g/100mL)	Time (min)	Peak Area
>Ethanol	0.0395	1.228	25.434
n-Propanol	-----	2.020	184.643

Table 2: FID 2 B (column DB-ALC2)

Compound	Time (min)	Peak Area
Ethanol	1.345	29.905
n-Propanol	2.374	221.624

Scottsdale Police Department Crime Lab Volatiles Analysis

WA

Sample: 0.20 ACQ 407041529/3	Item number:
Injection date: 9/12/2017 2:16:37 PM	Vial: 9
Method: ethanol quant.M	Sequence: 12Sep17
Instrument: US14173023.CN14160045	Analyst: Adrian
Data file: C:\Chem32\11\Data\12Sep17\9.D	

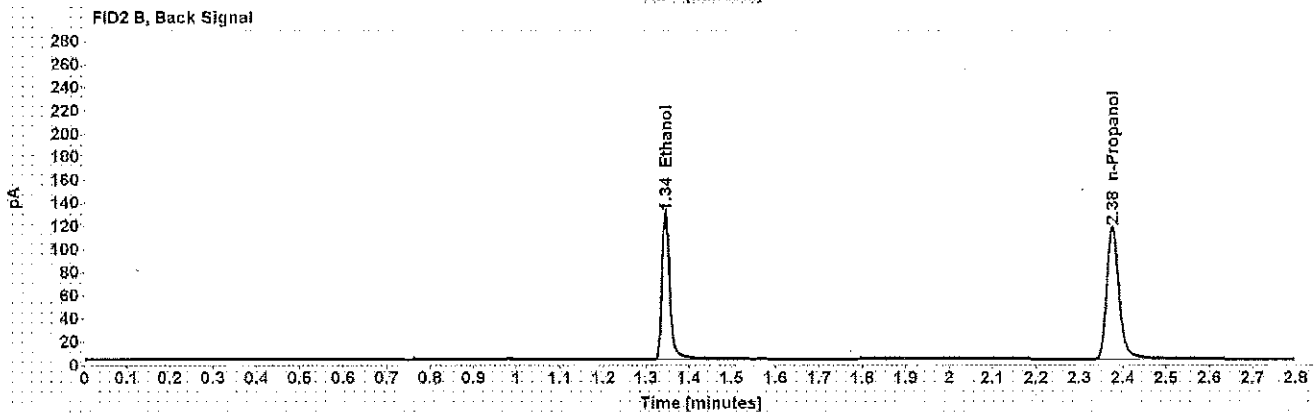
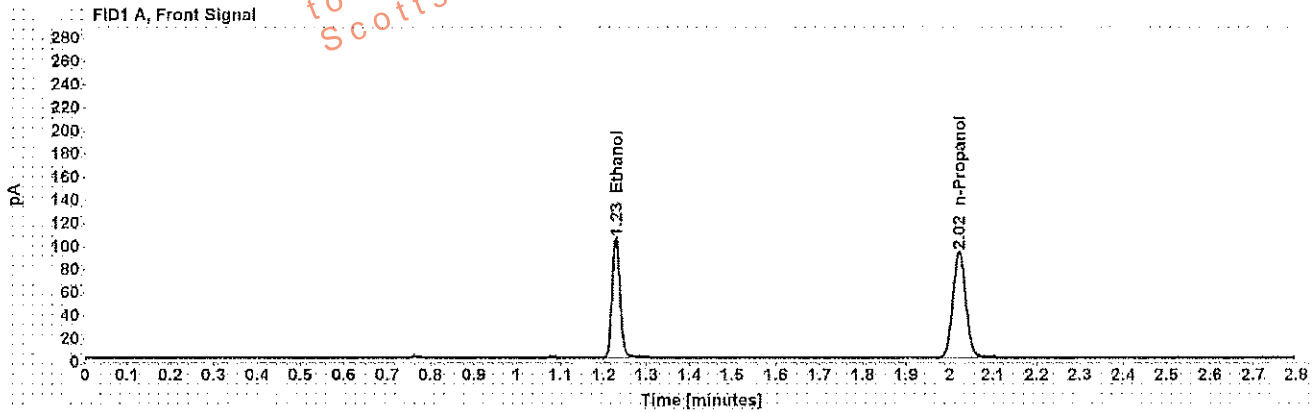


Table 1: FID 1 A (column DB-ALC1)

Compound	Amount (g/100mL)	Time (min)	Peak Area
>Ethanol	0.2007	1.228	133.260
n-Propanol	-----	2.021	188.275

Table 2: FID 2 B (column DB-ALC2)

Compound	Time (min)	Peak Area
Ethanol	1.345	162.034
n-Propanol	2.376	226.253

Scottsdale Police Department Crime Lab Volatiles Analysis

WA

Sample: 0.080 Lipomed 28082014-B	Item number:
Injection date: 9/12/2017 3:01:07 PM	Vial: 20
Method: ethanol quant.M	Sequence: 12Sep17
Instrument: US14173023 CN14160045	Analyst: Adrian
Data file: C:\Chem32\1\Data\12Sep17\20.D	

Dissemination is restricted to Criminal Justice Agencies and authorized personnel only. Dissemination to unauthorized agencies is PROHIBITED. Scottsdale City Prosecutor

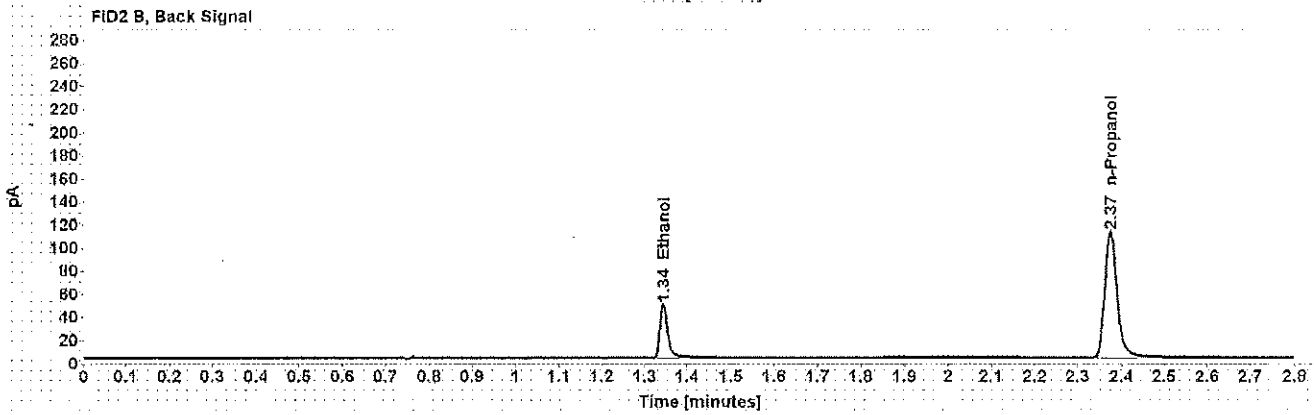
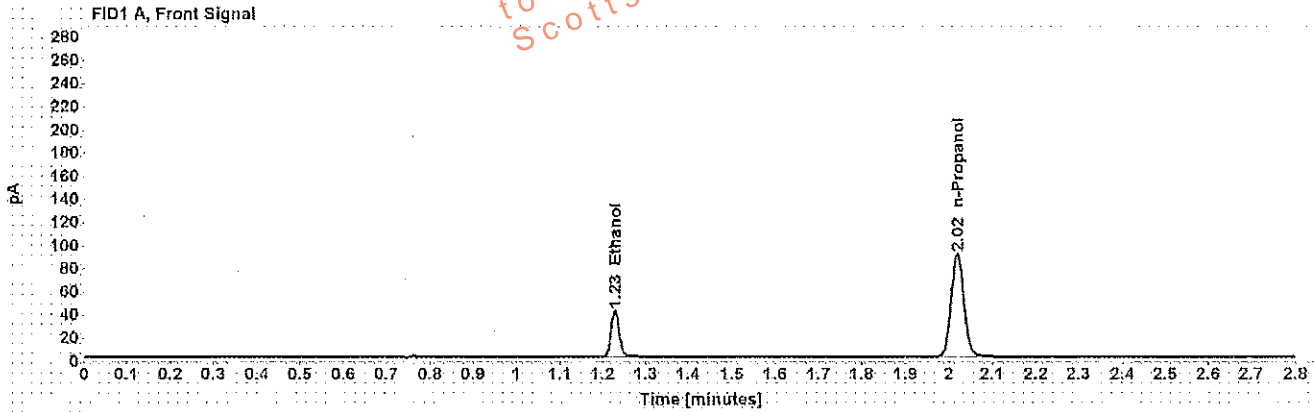


Table 1: FID 1 A (column DB-ALC1)

Compound	Amount (g/100mL)	Time (min)	Peak Area
>Ethanol	0.0802	1.228	51.632
n-Propanol	-----	2.020	183.154

Table 2: FID 2 B (column DB-ALC2)

Compound	Time (min)	Peak Area
Ethanol	1.344	59.998
n-Propanol	2.375	218.207

Scottsdale Police Department Crime Lab Volatiles Analysis

WA

Sample: 0.150 Lipomed 09022015-C	Item number:
Injection date: 9/12/2017 3:45:36 PM	Vial: 31
Method: ethanol quant.M	Sequence: 12Sep17
Instrument: US14173023 CN14160045	Analyst: Adrian
Data file: C:\Chem32\1\Data\12Sep17\31.D	

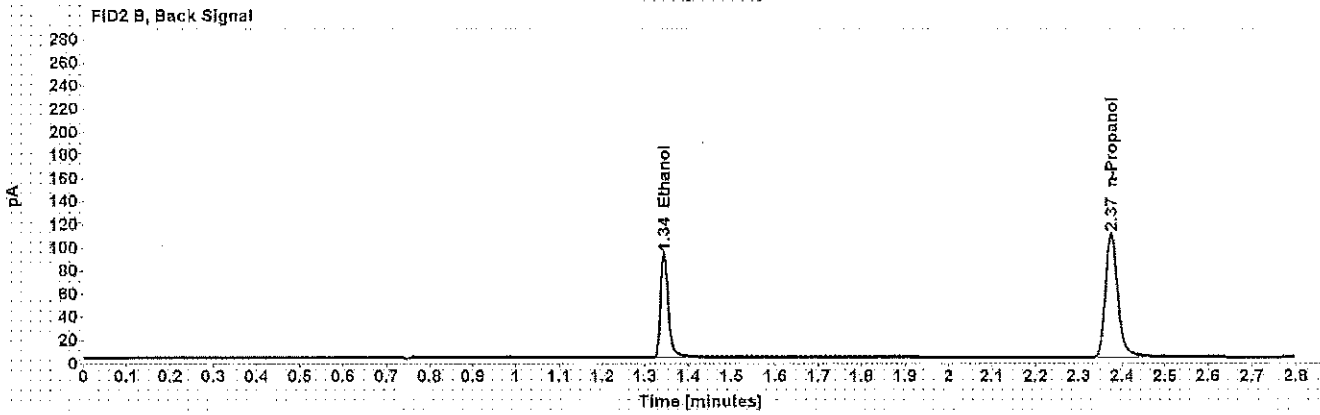
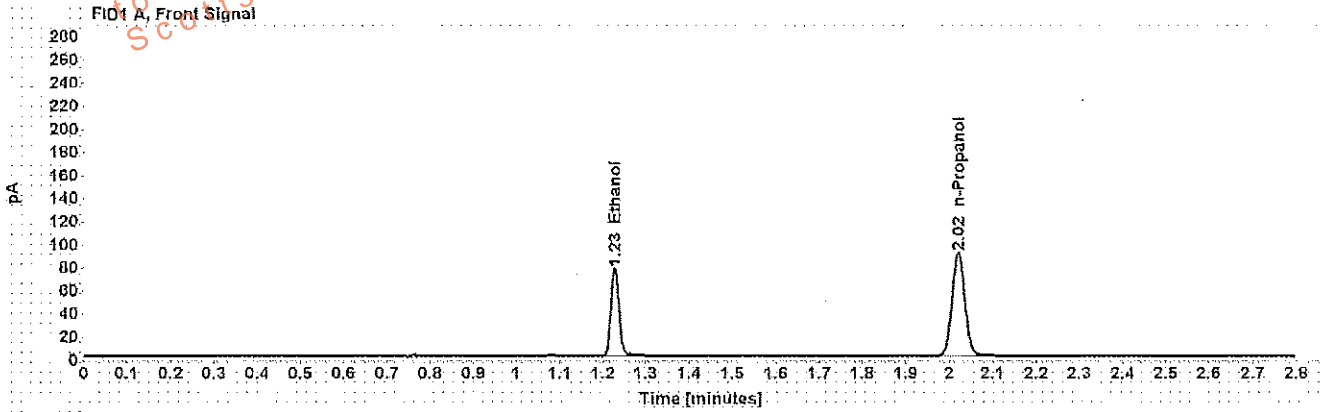


Table 1: FID 1 A (column DB-ALC1)

Compound	Amount (g/100mL)	Time (min)	Peak Area
>Ethanol	0.1517	1.228	98.144
n-Propanol	-----	2.021	183.631

Table 2: FID 2 B (column DB-ALC2)

Compound	Time (min)	Peak Area
Ethanol	1.344	113.412
n-Propanol	2.375	214.315

Scottsdale Police Department Crime Lab Volatiles Analysis

NA

Sample: 0.20 ACQ 407041529/3	Item number:
Injection date: 9/12/2017 4:29:51 PM	Vial: 42
Method: ethanol quant.M	Sequence: 12Sep17
Instrument: US14173023.CN14160045	Analyst: Adrian
Data file: C:\Chem3211\Data\12Sep17\42.D	

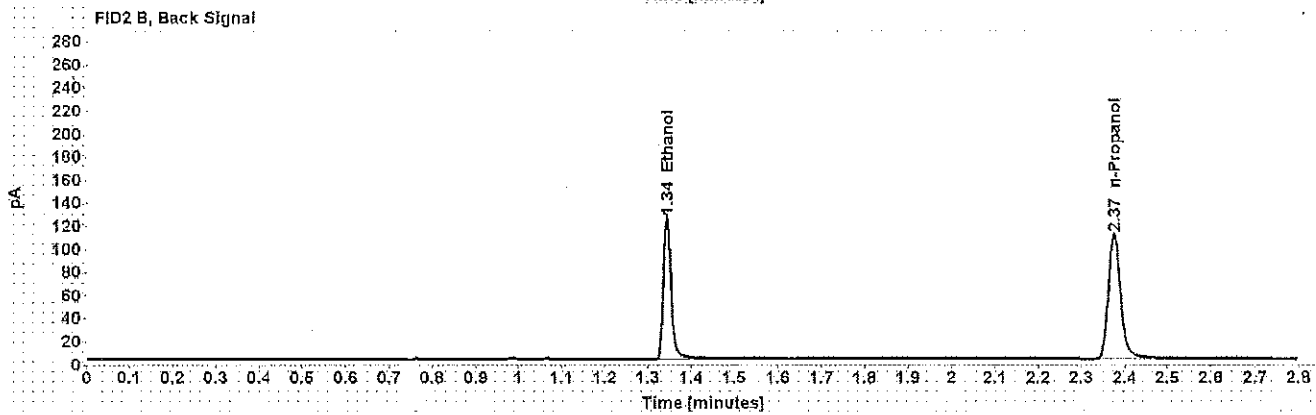
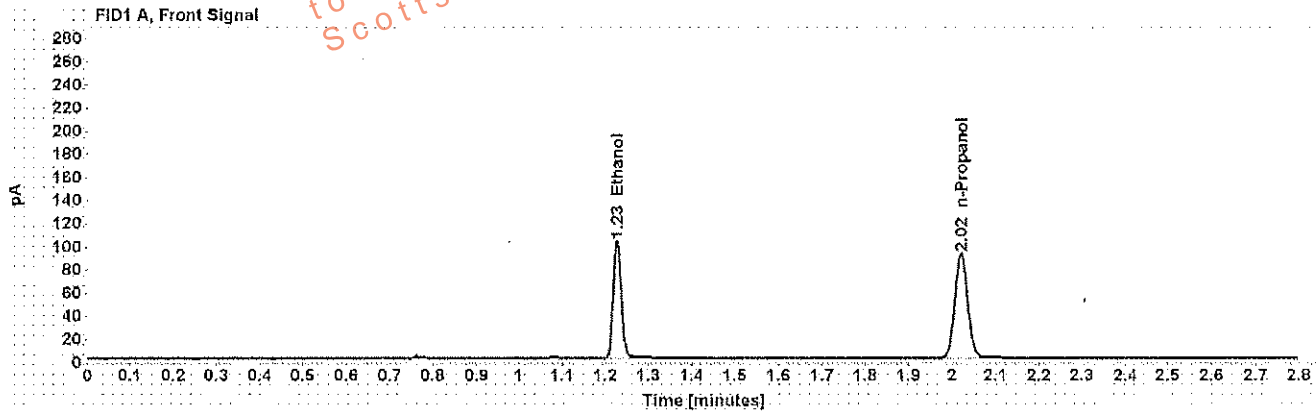


Table 1: FID 1 A (column DB-ALC1)

Compound	Amount (g/100mL)	Time (min)	Peak Area
>Ethanol	0.2002	1.228	131.094
n-Propanol	-----	2.021	185.740

Table 2: FID 2 B (column DB-ALC2)

Compound	Time (min)	Peak Area
Ethanol	1.343	153.243
n-Propanol	2.375	215.127

Scottsdale Police Department Crime Lab Volatiles Analysis

Sample: 0.080 Lipomed 28082014-B	Item number:
Injection date: 9/12/2017 5:14:21 PM	Vial: 53
Method: ethanol quant.M	Sequence: 12Sep17
Instrument: US14173023 CN14160045	Analyst: Adrian
Data file: C:\Chem32\1\Data\12Sep17\53.D	

Dissemination is restricted to Criminal Justice Agencies and authorized personnel only. Dissemination to unauthorized agencies is PROHIBITED.

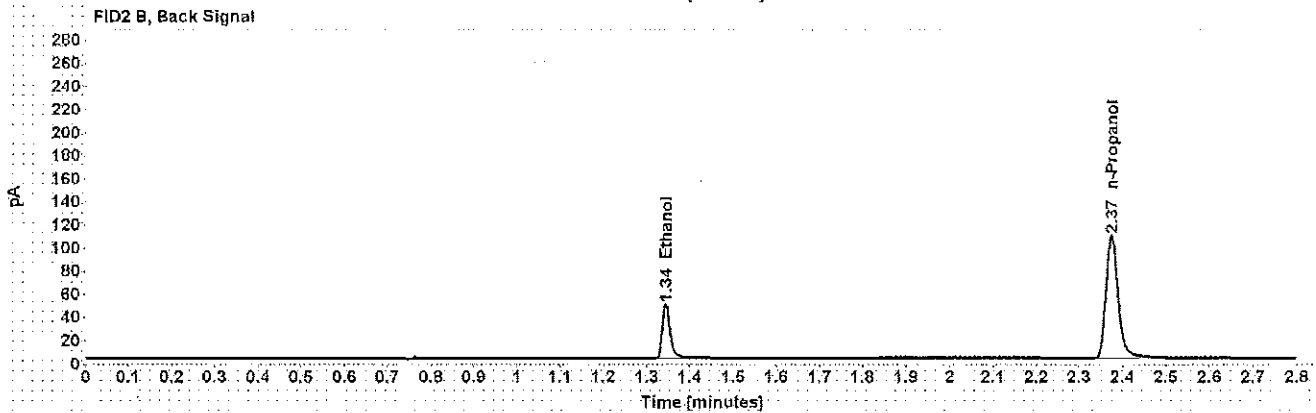
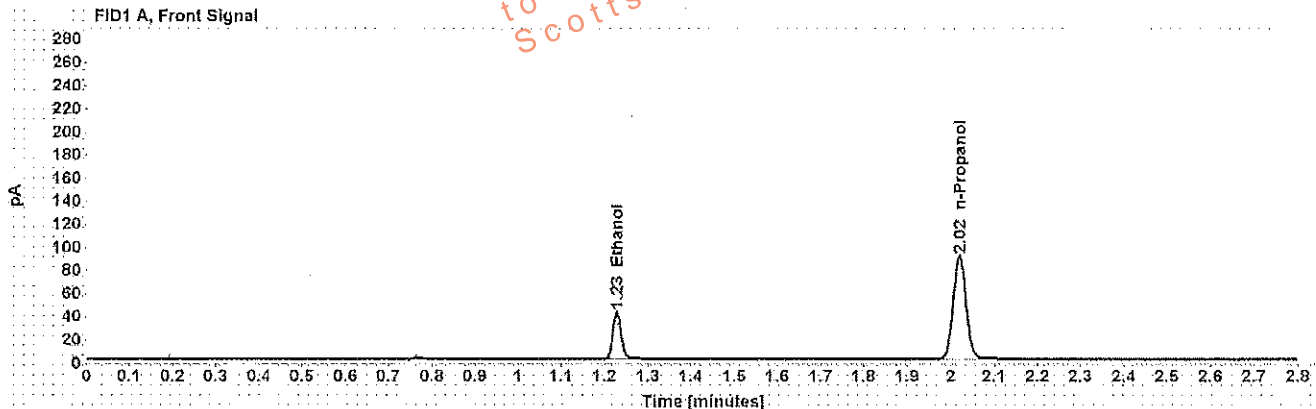


Table 1: FID 1 A (column DB-ALC1)

Compound	Amount (g/100mL)	Time (min)	Peak Area
>Ethanol	0.0808	1.228	52.144
n-Propanol	-----	2.020	183.678

Table 2: FID 2 B (column DB-ALC2)

Compound	Time (min)	Peak Area
Ethanol	1.344	59.867
n-Propanol	2.375	211.589

Scottsdale Police Department Crime Lab Volatiles Analysis

WA

Sample: 0.40 Lipomed 08012015-C	Item number:
Injection date: 9/12/2017 5:34:36 PM	Vial: 58
Method: ethanol quant.M	Sequence: 12Sep17
Instrument: US14173023 CN14160045	Analyst: Adrian
Data file: C:\Chem32\1\Data\12Sep17\58.D	

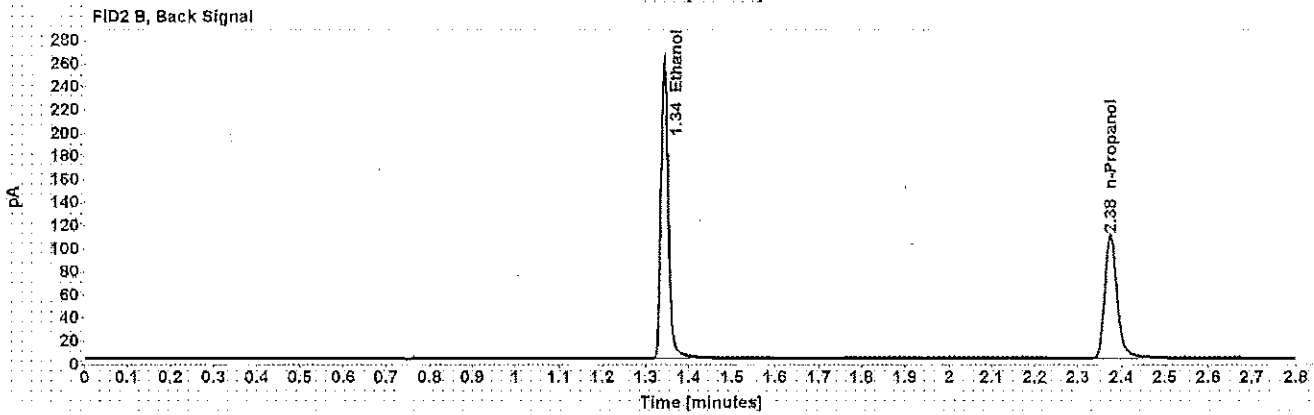
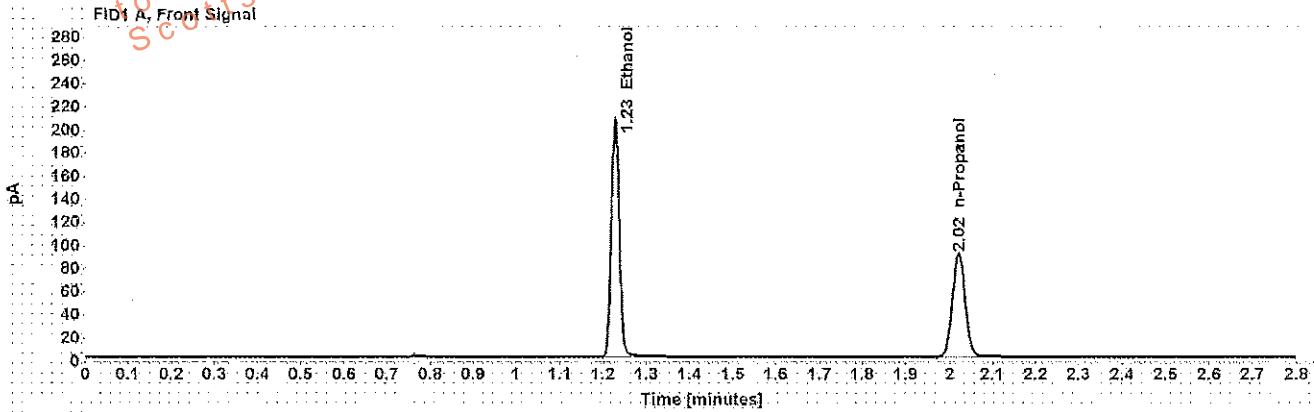


Table 1: FID 1 A (column DB-ALC1)

Compound	Amount (g/100mL)	Time (min)	Peak Area
>Ethanol	0.4088	1.227	265.145
n-Propanol	-----	2.021	183.701

Table 2: FID 2 B (column DB-ALC2)

Compound	Time (min)	Peak Area
Ethanol	1.343	311.314
n-Propanol	2.375	212.546

Scottsdale Police Department Crime Lab Volatiles Analysis

WA

Sample: 0.04 Lipomed 09022015-A	Item number:
Injection date: 9/12/2017 5:38:37 PM	Vial: 59
Method: ethanol quant.M	Sequence: 12Sep17
Instrument: US14173023.CN14160045	Analyst: Adrian
Data file: C:\Chem32\11\Data\12Sep17\59.D	

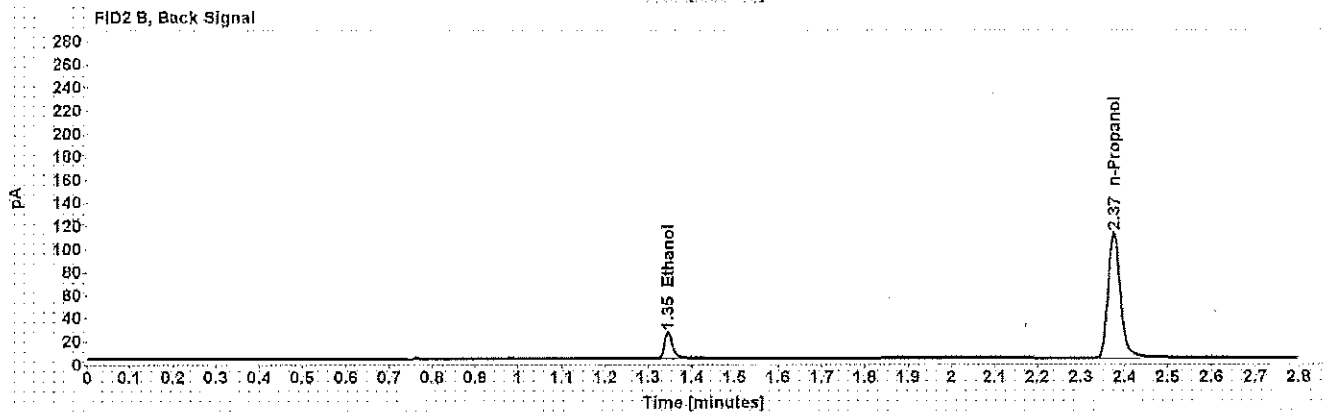
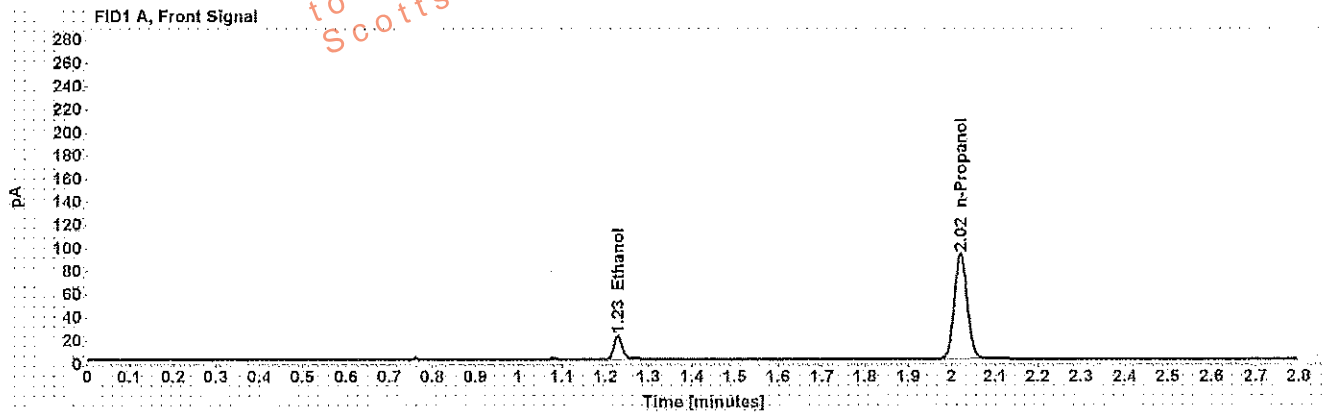


Table 1: FID 1 A (column DB-ALC1)

Compound	Amount (g/100mL)	Time (min)	Peak Area
>Ethanol	0.0399	1.229	26.084
n-Propanol	-----	2.021	187.056

Table 2: FID 2 B (column DB-ALC2)

Compound	Time (min)	Peak Area
Ethanol	1.345	29.473
n-Propanol	2.375	216.176

Scottsdale Police Department Crime Lab Volatiles Analysis

Dissemination is restricted to Criminal Justice Agencies and authorized personnel only. Secondary dissemination to unauthorized agencies is PROHIBITED.
 Scottsdale City Prosecutor's Office

h4

Sample: 0.20 ACQ 407041529/3	Item number:
Injection date: 9/12/2017 5:42:37 PM	Vial: 60
Method: ethanol quant.M	Sequence: 12Sep17
Instrument: US14173023 CN14160045	Analyst: Adrian
Data file: C:\Chem32\1\Data\12Sep17\60.D	

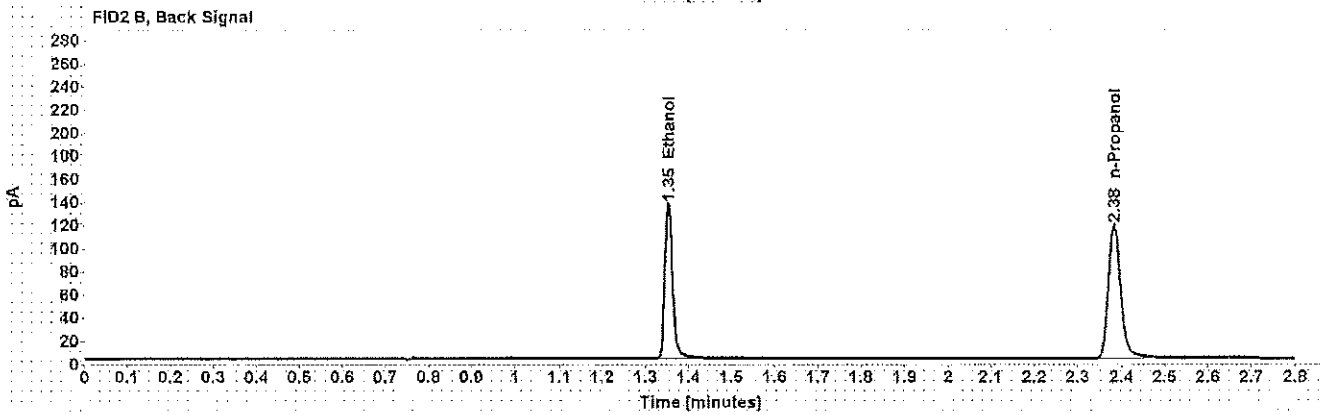
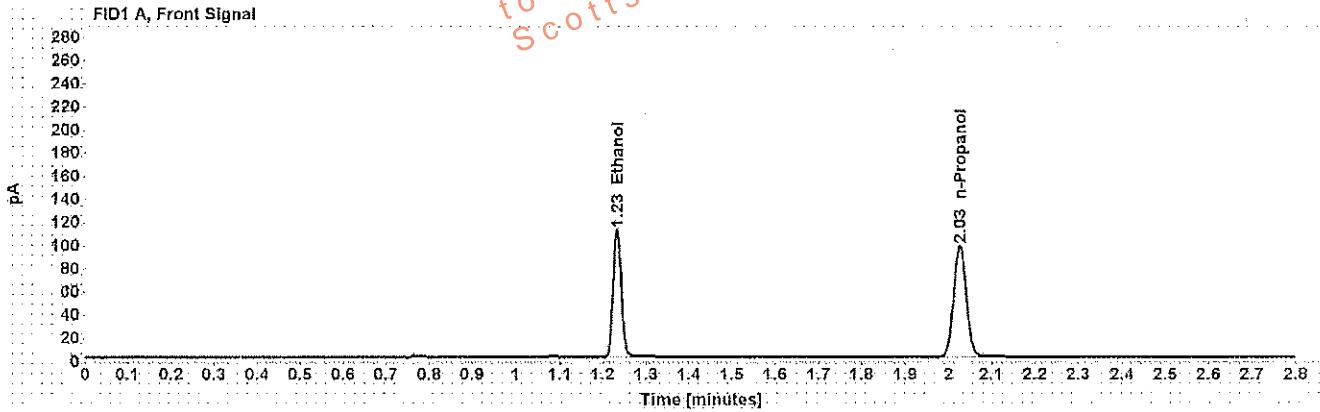


Table 1: FID 1 A (column DB-ALC1)

Compound	Amount (g/100mL)	Time (min)	Peak Area
>Ethanol	0.2064	1.233	144.870
n-Propanol	-----	2.026	199.038

Table 2: FID 2 B (column DB-ALC2)

Compound	Time (min)	Peak Area
Ethanol	1.352	169.726
n-Propanol	2.383	229.228

Scottsdale Police Department Crime Lab Volatiles Analysis

WA

Sample: blank 090517	Item number:
Injection date: 9/12/2017 5:46:52 PM	Vial: 61
Method: ethanol quant.M	Sequence: 12Sep17
Instrument: US14173023 CN14160045	Analyst: Adrian
Data file: C:\Chem32\11\Data\12Sep17\61.D	

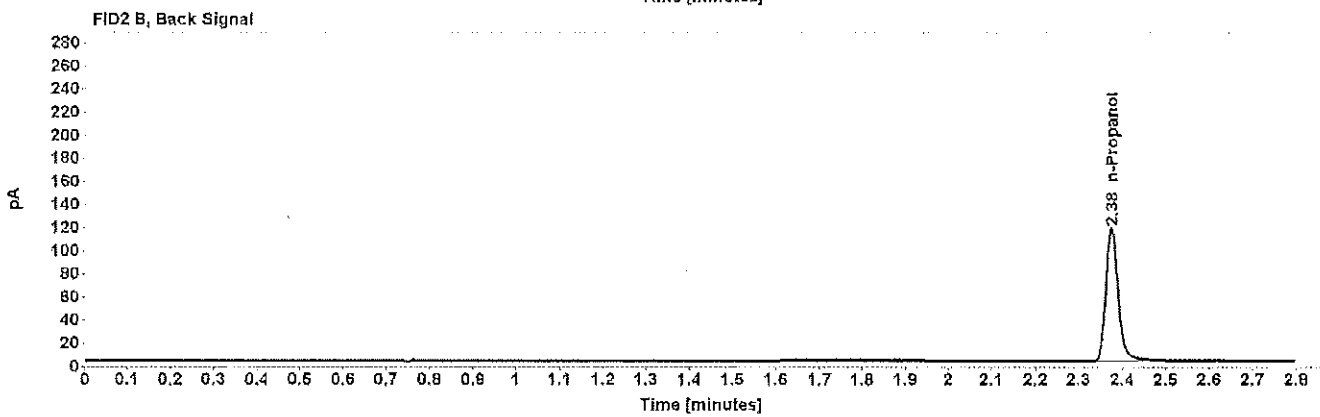
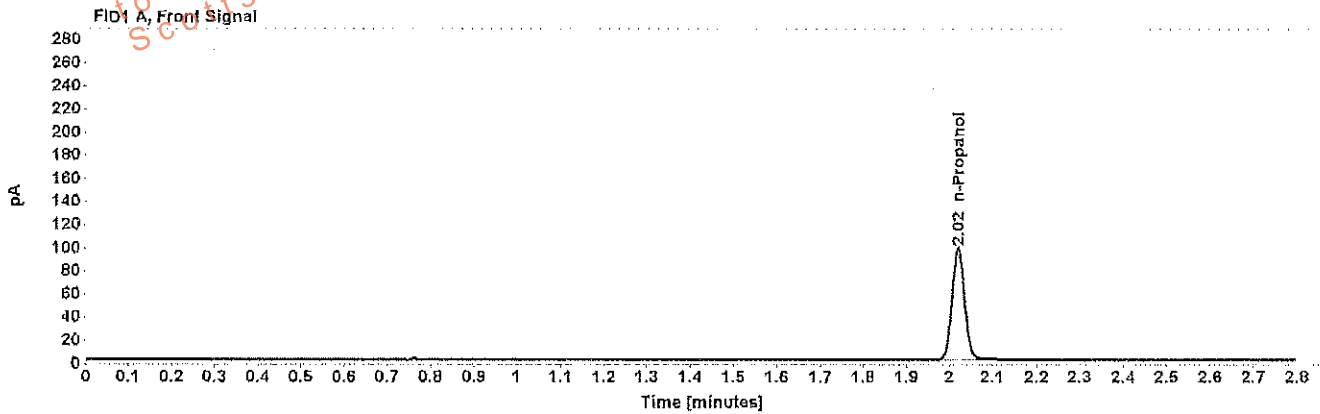


Table 1: FID 1 A (column DB-ALC1)

Compound	Amount (g/100mL)	Time (min)	Peak Area
n-Propanol	-----	2.021	198,224

Table 2: FID 2 B (column DB-ALC2)

Compound	Time (min)	Peak Area
n-Propanol	2.376	228,695

Sequence Summary

Sequence name: 12Sep17 Instrument: US14173023 CN14160045 Analyst: Adrian

Vial	Sample	Type	Item Number	Method
1	0.020 Cerilliant FN03241604	Calibration		ethanol quant.M
2	0.100 Cerilliant FN06161501	Calibration		ethanol quant.M
3	0.200 Cerilliant FN07201502	Calibration		ethanol quant.M
4	0.400 Cerilliant FN11191402	Calibration		ethanol quant.M
5	blank 090517	Control		ethanol quant.M
6	volatiles mix 020917 WLA	Control		ethanol quant.M
7	0.400 Lipomed 08012015-C	Control		ethanol quant.M
8	0.040 Lipomed 09022015-A	Control		ethanol quant.M
9	0.20 ACQ 407041529/3	Control		ethanol quant.M
10		Sample	1155045	ethanol quant.M
11		Sample	1155045	ethanol quant.M
12		Sample	1170704	ethanol quant.M
13		Sample	1170704	ethanol quant.M
14		Sample	1170705	ethanol quant.M
15		Sample	1170705	ethanol quant.M
16		Sample	1170959	ethanol quant.M
17		Sample	1170959	ethanol quant.M
18		Sample	1172636	ethanol quant.M
19		Sample	1172636	ethanol quant.M
20	0.080 Lipomed 28082014-B	Control		ethanol quant.M
21		Sample	1167408	ethanol quant.M
22		Sample	1167408	ethanol quant.M
23		Sample	1171349	ethanol quant.M
24		Sample	1171349	ethanol quant.M
25		Sample	1170097	ethanol quant.M
26		Sample	1170097	ethanol quant.M
27		Sample	327-01A	ethanol quant.M
28		Sample	327-01A	ethanol quant.M
29		Sample	1166671	ethanol quant.M
30		Sample	1166671	ethanol quant.M
31	0.150 Lipomed 09022015-C	Control		ethanol quant.M
32		Sample	1154288	ethanol quant.M
33		Sample	1154288	ethanol quant.M
34		Sample	1169659	ethanol quant.M
35		Sample	1169659	ethanol quant.M
36		Sample	1168904	ethanol quant.M
37		Sample	1168904	ethanol quant.M
38		Sample	1169898	ethanol quant.M
39		Sample	1169898	ethanol quant.M
40		Sample	1170248	ethanol quant.M
41		Sample	1170248	ethanol quant.M
42	0.20 ACQ 407041529/3	Control		ethanol quant.M
43		Sample	1169322	ethanol quant.M
44		Sample	1169322	ethanol quant.M
45		Sample	1169309	ethanol quant.M
46		Sample	1169309	ethanol quant.M
47		Sample	1170095	ethanol quant.M

Dissemination is restricted to Criminal Justice Agencies and authorized Non-C.J. Agencies ONLY. Secondary dissemination is PROHIBITED.

WA

Sequence Summary

48		Sample	1170095	ethanol quant.M
49		Sample	1170109	ethanol quant.M
50		Sample	1170109	ethanol quant.M
51		Sample	1169210	ethanol quant.M
52		Sample	1169210	ethanol quant.M
53	0.080 Lipomed 28082014-B	Control		ethanol quant.M
54		Sample	1168891	ethanol quant.M
55		Sample	1168891	ethanol quant.M
56		Sample	1172169	ethanol quant.M
57		Sample	1172169	ethanol quant.M
58	0.40 Lipomed 08012015-C	Control		ethanol quant.M
59	0.04 Lipomed 09022015-A	Control		ethanol quant.M
60	0.20 ACQ 407041529/3	Control		ethanol quant.M
61	blank 090517	Control		ethanol quant.M

Dissemination of this information is restricted to Criminal Justice Agencies and authorized personnel only. Any unauthorized dissemination of this information is strictly prohibited.

WA

Scottsdale Police Department Crime Laboratory Summary of Cases

SEQUENCE NAME: 12Sep17

ANALYST: Adrian WA

Vials	Test 1 (g/dL)	Test 2 (g/dL)	Mean (g/dL)	Percent Difference*	Absolute Difference (g/dL)*
10 11	0.1339	0.1342	0.13405	0.11	0.00015
12 13	0.0339	0.0341	0.03400	0.29	0.00010
14 15	0.0000	0.0000	0.00000	0.00	0.00000
16 17	0.0528	0.0524	0.05260	0.38	0.00020
18 19	0.1562	0.1580	0.15710	0.57	0.00090
21 22	0.1927	0.1935	0.19310	0.21	0.00040
23 24	0.1385	0.1376	0.13805	0.33	0.00045
25 26	0.1332	0.1325	0.13285	0.26	0.00035
27 28	0.0726	0.0722	0.07240	0.28	0.00020
29 30	0.1525	0.1527	0.15260	0.07	0.00010
32 33	0.1906	0.1957	0.19315	1.32	0.00255
34 35	0.0923	0.0916	0.09195	0.38	0.00035
36 37	0.1038	0.1035	0.10365	0.14	0.00015
38 39	0.0479	0.0476	0.04775	0.31	0.00015
40 41	0.2995	0.2999	0.29970	0.07	0.00020
43 44	0.0946	0.0948	0.09470	0.11	0.00010
45 46	0.2782	0.2778	0.27800	0.07	0.00020
47 48	0.0858	0.0857	0.08575	0.06	0.00005
49 50	0.1013	0.1025	0.10190	0.59	0.00060
51 52	0.0822	0.0804	0.08130	1.11	0.00090
54 55	0.1829	0.1829	0.18290	0.00	0.00000
56 57	0.2117	0.2120	0.21185	0.07	0.00015

*Calculated differences are differences from the mean of the two results.

Scottsdale Police Department Crime Lab Volatiles Analysis

Sample: [REDACTED]	Item number: 1155045
Injection date: 9/12/2017 2:20:36 PM	Vial: 10
Method: ethanol quant.M	Sequence: 12Sep17
Instrument: US14173023 CN14160046	Analyst: Adrian
Data file: C:\Chem3211\Data\12Sep17\10.D	

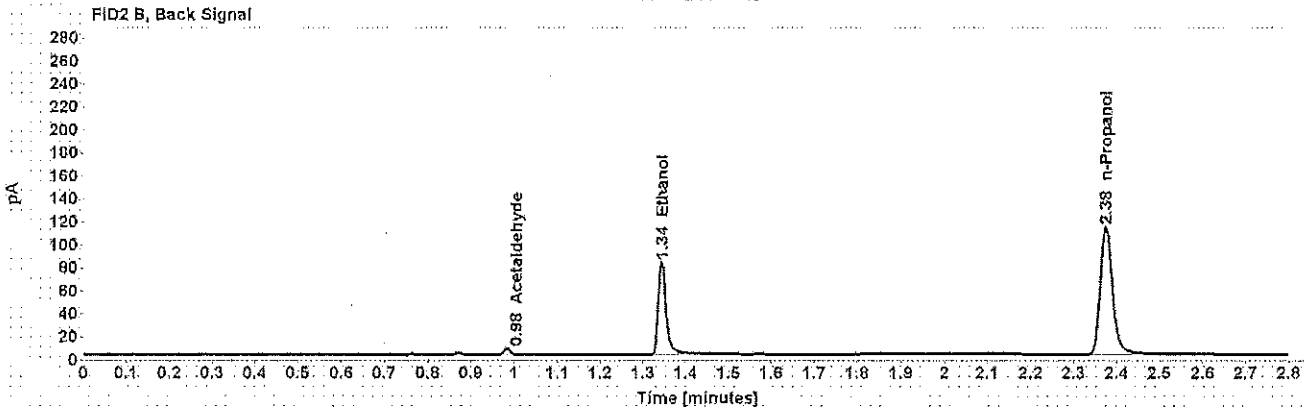
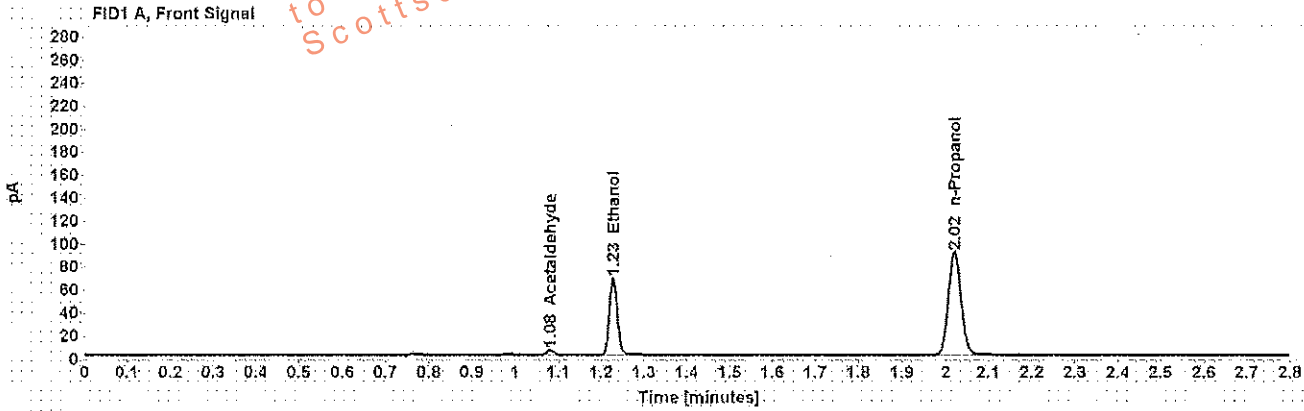


Table 1: FID 1 A (column DB-ALC1)

Compound	Amount (g/100mL)	Time (min)	Peak Area
Acetaldehyde	-----	1.081	4.161
>Ethanol	0.1339	1.228	86.461
n-Propanol	-----	2.021	183.278

Table 2: FID 2 B (column DB-ALC2)

Compound	Time (min)	Peak Area
Acetaldehyde	0.984	5.018
Ethanol	1.344	103.548
n-Propanol	2.375	220.857

Scottsdale Police Department Crime Lab Volatiles Analysis

Sample: [REDACTED]	Item number: 1155045
Injection date: 9/12/2017 2:24:36 PM	Vial: 11
Method: ethanol quant.M	Sequence: 12Sep17
Instrument: US14173023 CN14160045	Analyst: Adrian
Data file: C:\Chem32\1\Data\12Sep17\11.D	

Dissemination is restricted to Criminal Justice Agencies and authorized personnel only. Secondary dissemination to unauthorized agencies is PROHIBITED. Scottsdale City Prosecutor

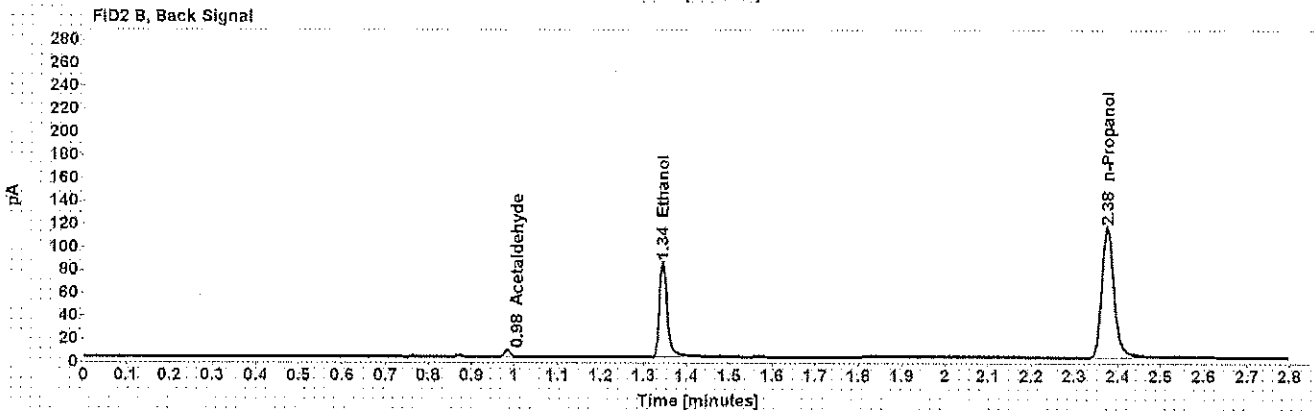
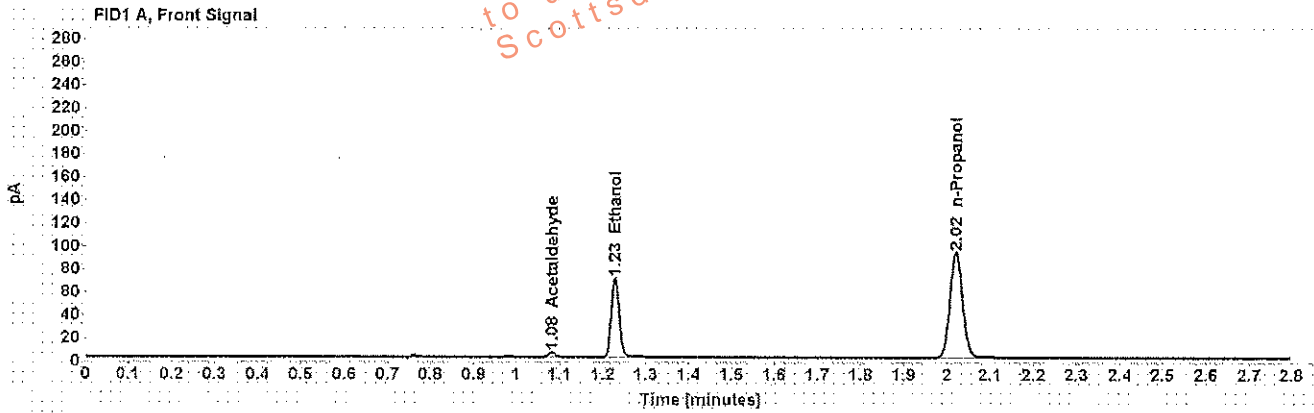


Table 1: FID 1 A (column DB-ALC1)

Compound	Amount (g/100mL)	Time (min)	Peak Area
Acetaldehyde	-----	1.081	4.439
>Ethanol	0.1342	1.228	88.726
n-Propanol	-----	2.021	187.749

Table 2: FID 2 B (column DB-ALC2)

Compound	Time (min)	Peak Area
Acetaldehyde	0.984	5.380
Ethanol	1.344	105.511
n-Propanol	2.376	225.742

Scottsdale Police Department Crime Lab Volatiles Analysis

Sample: [REDACTED]	Item number: 1170704
Injection date: 9/12/2017 2:28:36 PM	Vial: 12
Method: ethanol.quant.M	Sequence: 12Sep17
Instrument: US14173023 CN14160045	Analyst: Adrian
Data file: C:\Chem32\1\Data\12Sep17\12.D	

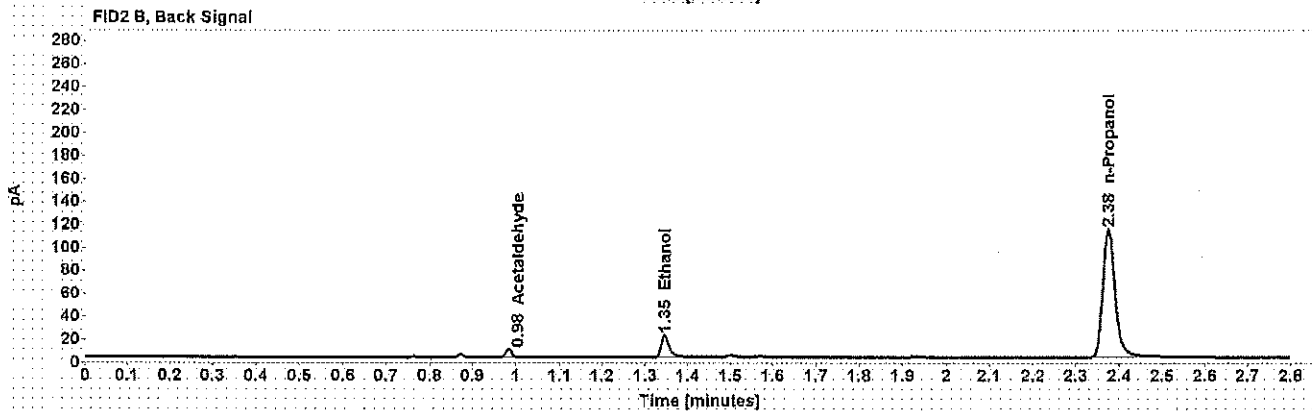
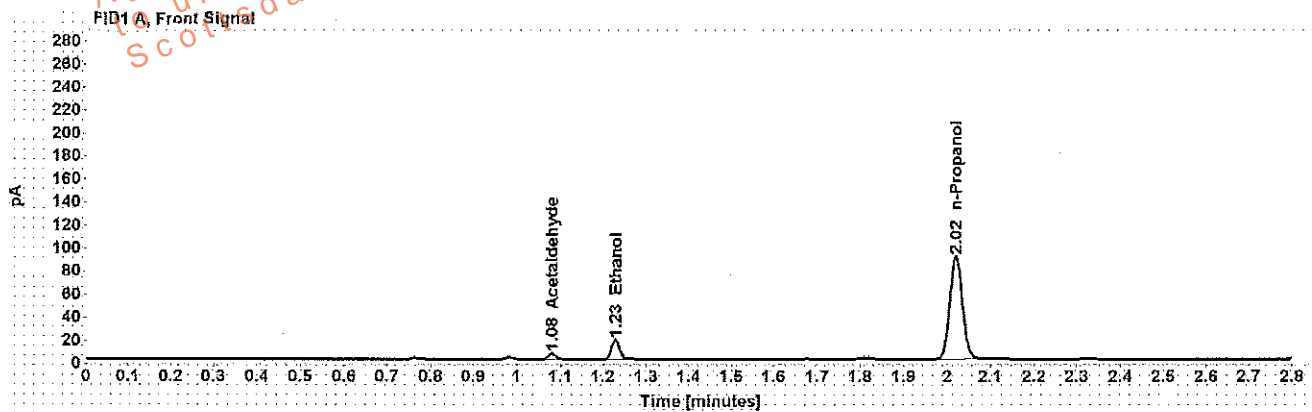


Table 1: FID 1 A (column DB-ALC1)

Compound	Amount (g/100mL)	Time (min)	Peak Area
Acetaldehyde	-----	1.081	5.224
>Ethanol	0.0339	1.229	21.747
n-Propanol	-----	2.021	184.222

Table 2: FID 2 B (column DB-ALC2)

Compound	Time (min)	Peak Area
Acetaldehyde	0.984	6.307
Ethanol	1.346	25.474
n-Propanol	2.375	221.729

Scottsdale Police Department Crime Lab Volatiles Analysis

Sample:	[REDACTED]	Item number:	1170704
Injection date:	9/12/2017 2:32:51 PM	Vial:	13
Method:	ethanol quant.M	Sequence:	12Sep17
Instrument:	US14173023 CN14160045	Analyst:	Adrian
Data file:	C:\Chem32\1\Data\12Sep17\13.D		

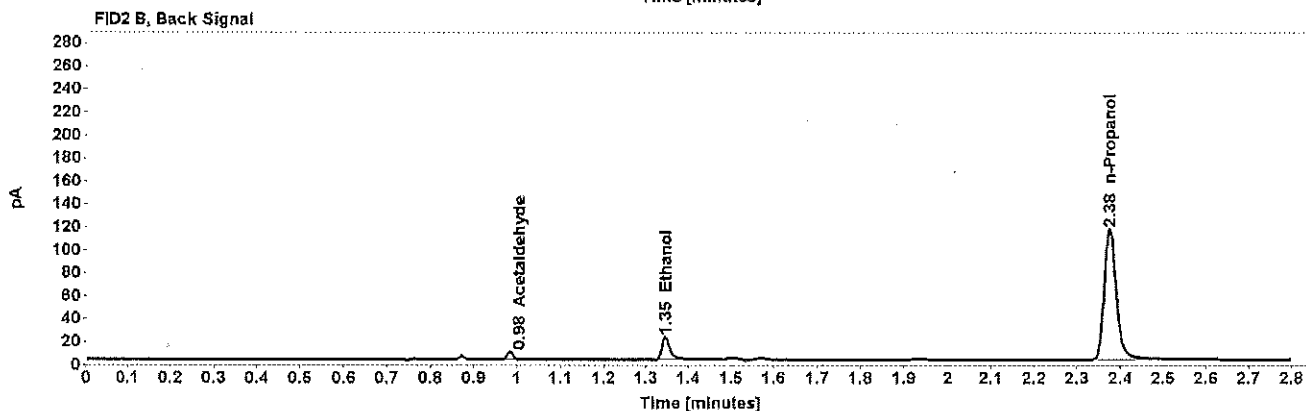
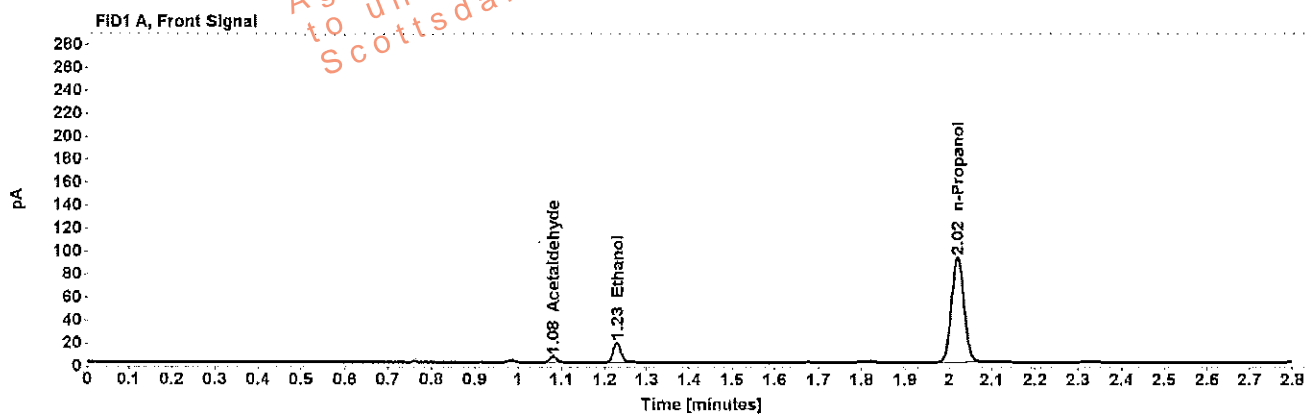


Table 1: FID 1 A (column DB-ALC1)

Compound	Amount (g/100mL)	Time (min)	Peak Area
Acetaldehyde	-----	1.081	5.336
>Ethanol	0.0341	1.229	22.384
n-Propanol	-----	2.021	188.156

Table 2: FID 2 B (column DB-ALC2)

Compound	Time (min)	Peak Area
Acetaldehyde	0.984	6.435
Ethanol	1.346	26.068
n-Propanol	2.375	225.899

Scottsdale Police Department Crime Lab Volatiles Analysis

Sample: [REDACTED]	Item number: 1170705
Injection date: 9/12/2017 2:36:51 PM	Vial: 14
Method: ethanol quant.M	Sequence: 12Sep17
Instrument: US14173023 CN14160045	Analyst: Adrian
Data file: C:\Chem32\1\Data\12Sep17\14.D	

Dissemination is restricted to Criminal Justice Agencies and Authorized Non-C.J. Agencies ONLY. Secondary dissemination to unauthorized agencies is PROHIBITED. Scottsdale City Prosecutor's Office

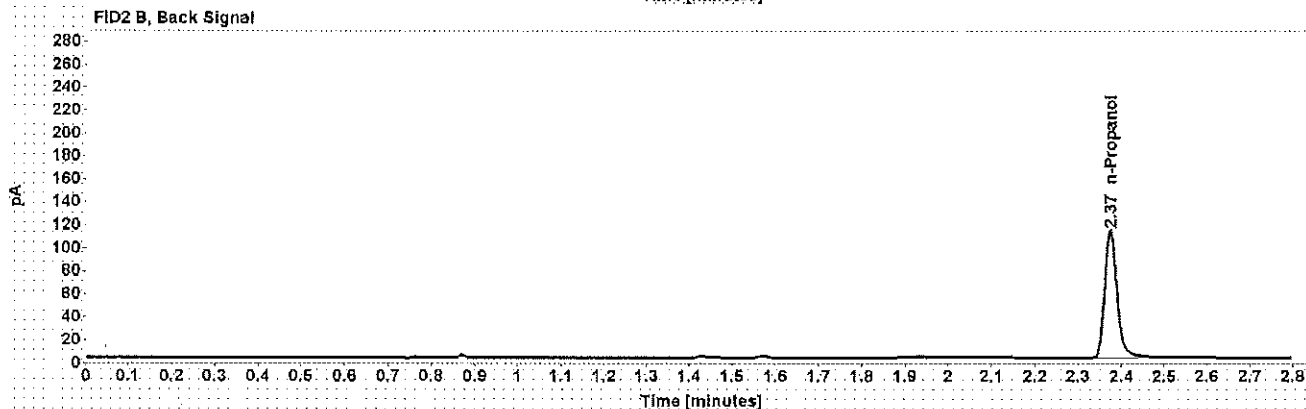
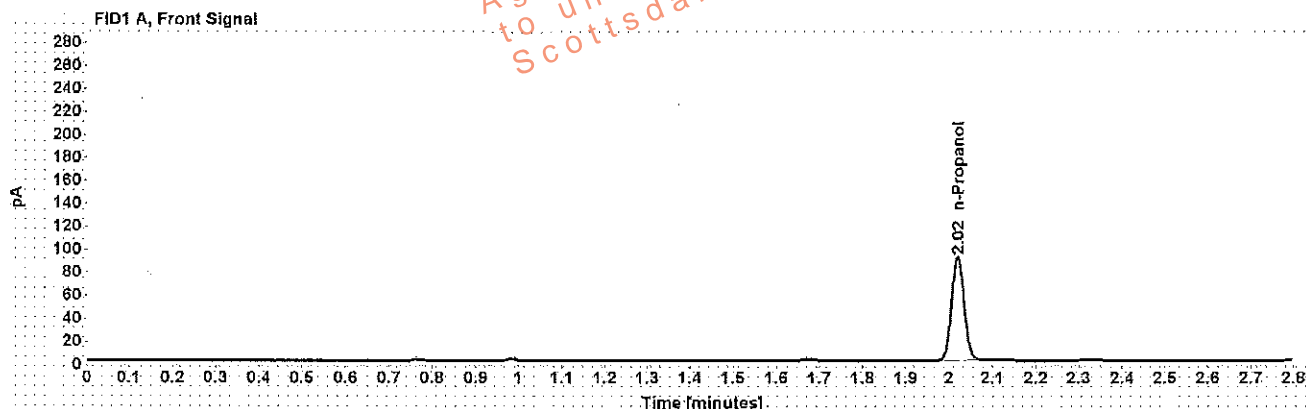


Table 1: FID 1 A (column DB-ALC1)

Compound	Amount (g/100mL)	Time (min)	Peak Area
n-Propanol	-----	2.020	184.247

Table 2: FID 2 B (column DB-ALC2)

Compound	Time (min)	Peak Area
n-Propanol	2.375	220.880

Scottsdale Police Department Crime Lab Volatiles Analysis

Sample: [REDACTED]	Item number: 1170705
Injection date: 9/12/2017 2:40:51 PM	Vial: 15
Method: ethanol.quant.M	Sequence: 12Sep17
Instrument: US14173023 CN14160045	Analyst: Adrian
Data file: C:\Chem32\1\Data\12Sep17\15.D	

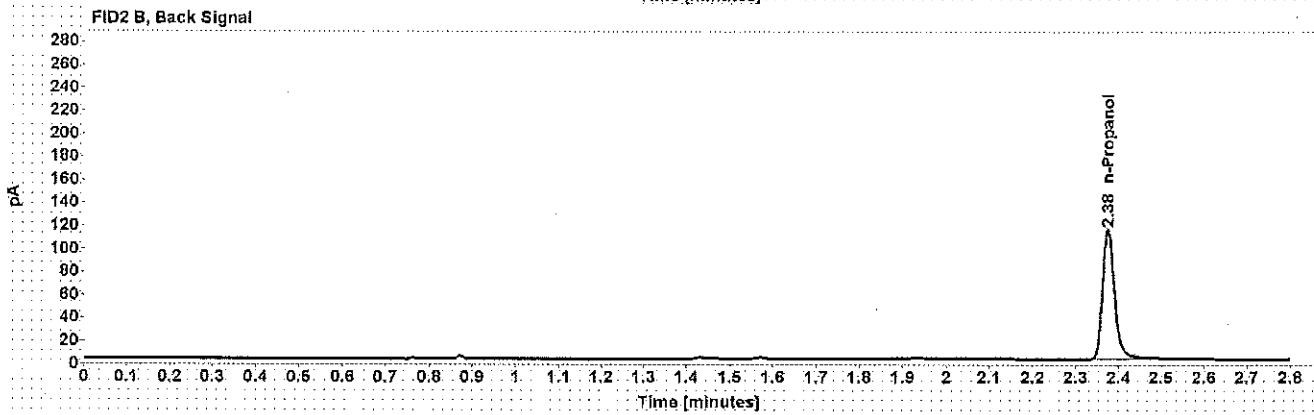
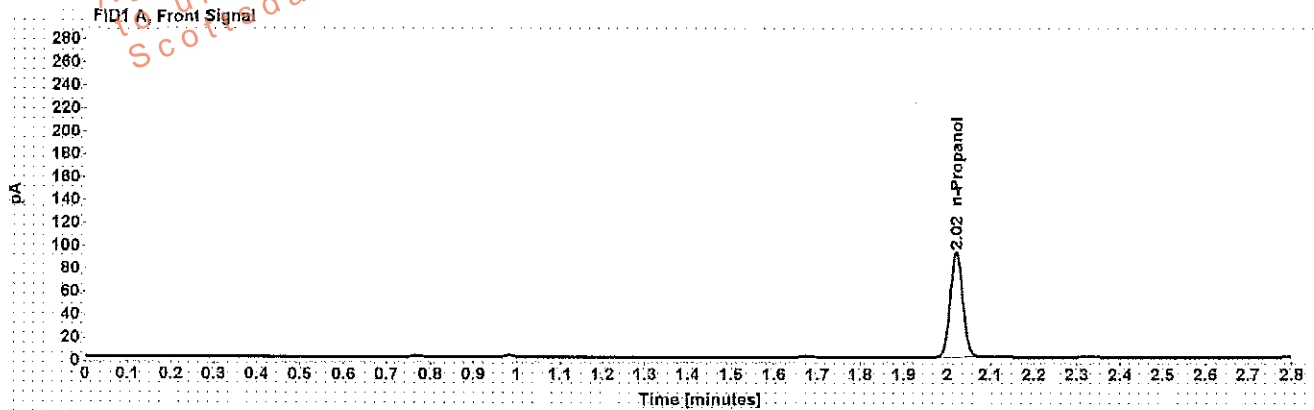


Table 1: FID 1 A (column DB-ALC1)

Compound	Amount (g/100mL)	Time (min)	Peak Area
n-Propanol	----	2.021	187.524

Table 2: FID 2 B (column DB-ALC2)

Compound	Time (min)	Peak Area
n-Propanol	2.375	224.754

Scottsdale Police Department Crime Lab Volatiles Analysis

Sample: [REDACTED]	Item number: 1170959
Injection date: 9/12/2017 2:44:51 PM	Vial: 16
Method: ethanol quant.M	Sequence: 12Sep17
Instrument: US14173023 CN14160045	Analyst: Adrian
Data file: C:\Chem32\11\Data\12Sep17\16.D	

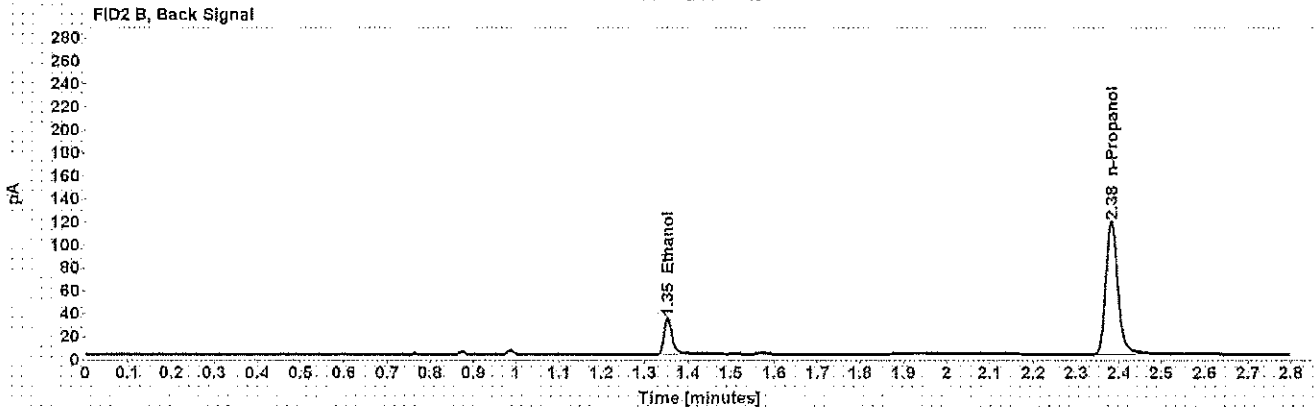
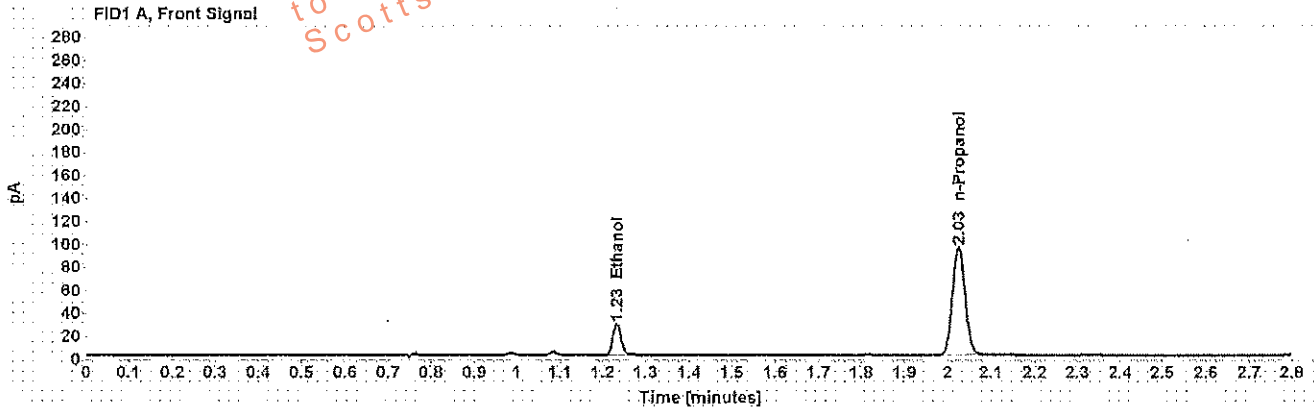


Table 1: FID 1 A (column DB-ALC1)

Compound	Amount (g/100mL)	Time (min)	Peak Area
>Ethanol	0.0528	1.233	35.638
n-Propanol	-----	2.025	192.751

Table 2: FID 2 B (column DB-ALC2)

Compound	Time (min)	Peak Area
Ethanol	1.352	40.597
n-Propanol	2.382	230.832

Scottsdale Police Department Crime Lab Volatiles Analysis

Sample: [REDACTED]	Item number: 1170959
Injection date: 9/12/2017 2:48:52 PM	Vial: 17
Method: ethanol quant.M	Sequence: 12Sep17
Instrument: US14173023 CN14160045	Analyst: Adrian
Data file: C:\Chem32\1\Data\12Sep17\17.D	

Dissemination is restricted to Criminal Justice Agencies and authorized non-C.J. Agencies ONLY. Secondary dissemination to unauthorized agencies is PROHIBITED.
 Scottsdale City Prosecutor

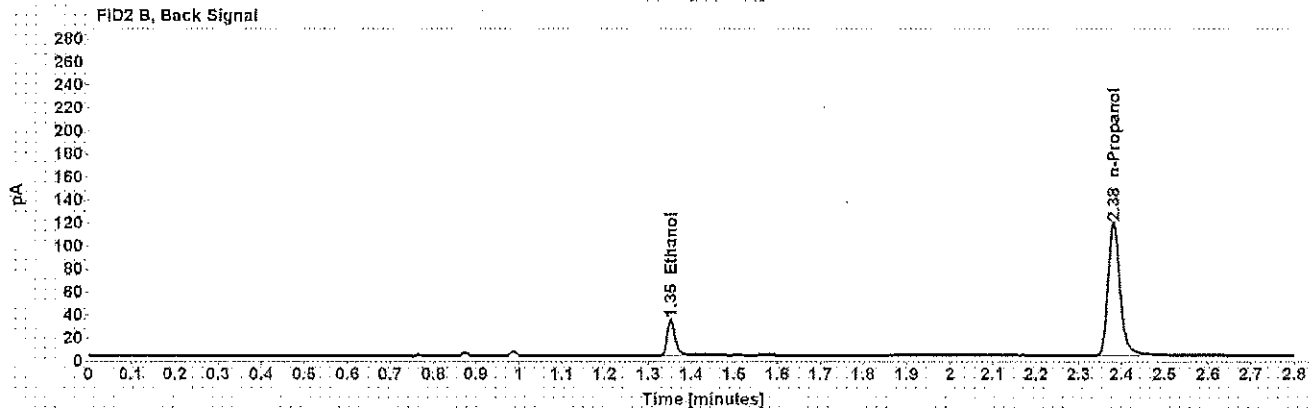
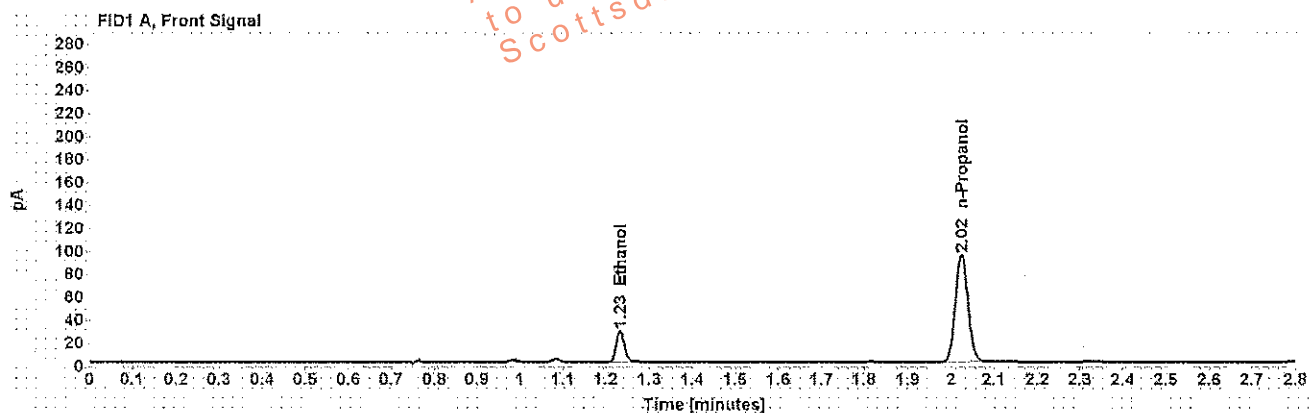


Table 1: FID 1 A (column DB-ALC1)

Compound	Amount (g/100mL)	Time (min)	Peak Area
>Ethanol	0.0524	1.233	35.120
n-Propanol	-----	2.025	191.383

Table 2: FID 2 B (column DB-ALC2)

Compound	Time (min)	Peak Area
Ethanol	1.352	40.133
n-Propanol	2.381	229.470

Scottsdale Police Department Crime Lab Volatiles Analysis

Sample: [REDACTED]	Item number: 1172636
Injection date: 9/12/2017 2:52:52 PM	Vial: 18
Method: ethanol quant.M	Sequence: 12Sep17
Instrument: US14173023 CN14160045	Analyst: Adrian
Data file: C:\Chem32\11\Data\12Sep17\18.D	

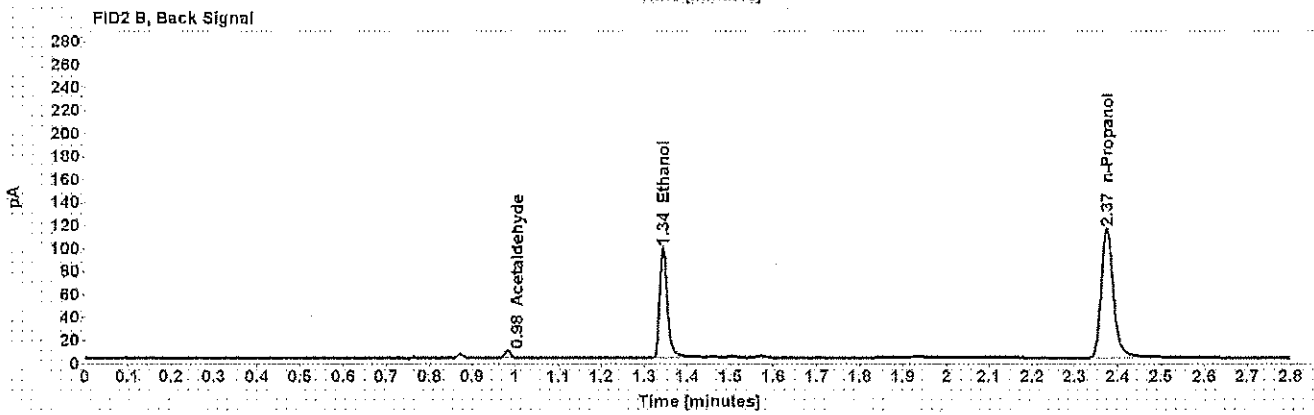
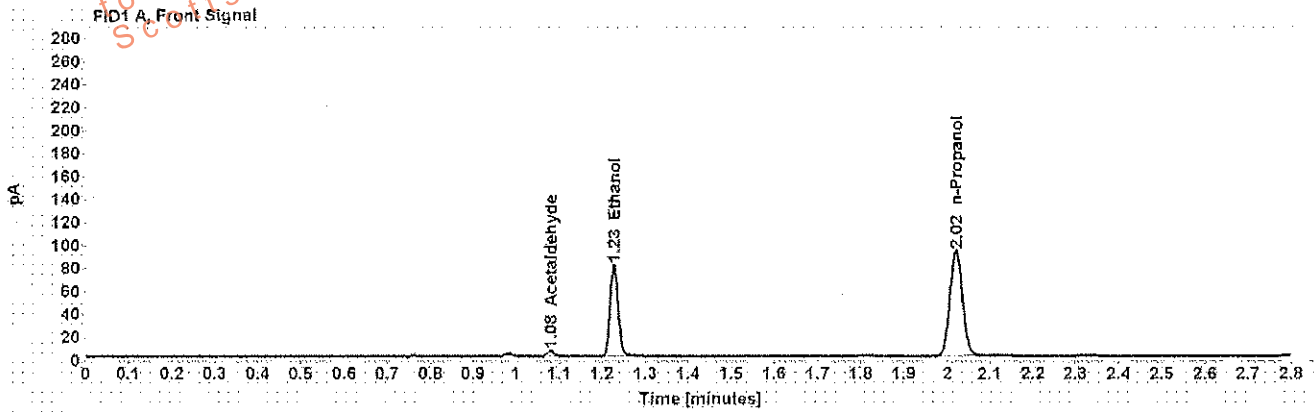


Table 1: FID 1 A (column DB-ALC1)

Compound	Amount (g/100mL)	Time (min)	Peak Area
Acetaldehyde	-----	1.081	4.777
>Ethanol	0.1562	1.228	102.937
n-Propanol	-----	2.020	186.991

Table 2: FID 2 B (column DB-ALC2)

Compound	Time (min)	Peak Area
Acetaldehyde	0.983	5.757
Ethanol	1.344	122.335
n-Propanol	2.375	224.322

Scottsdale Police Department Crime Lab Volatiles Analysis

Sample: [REDACTED]	Item number: 1172636
Injection date: 9/12/2017 2:57:06 PM	Vial: 19
Method: ethanol quant.M	Sequence: 12Sep17
Instrument: US14173023 CN14160045	Analyst: Adrian
Data file: C:\Chem32\1\Data\12Sep17\19.D	

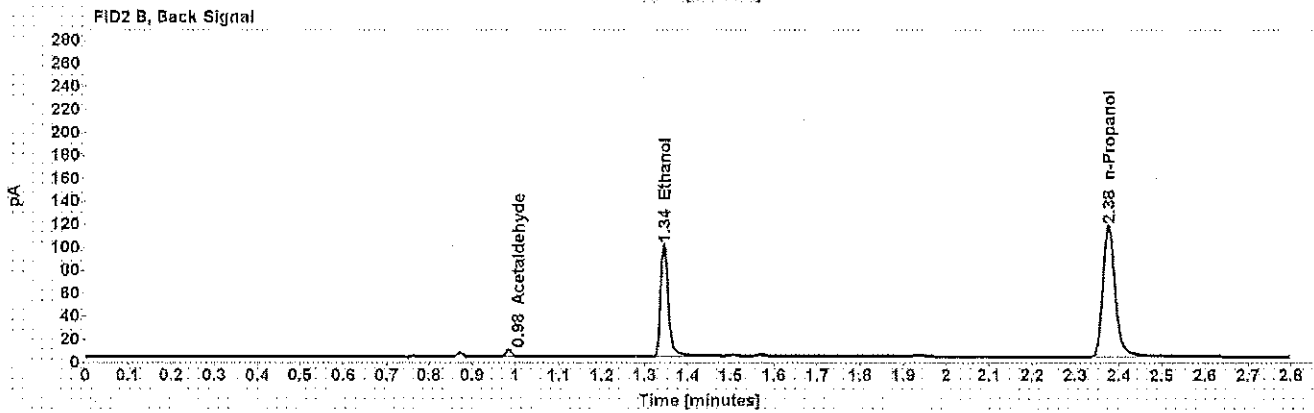
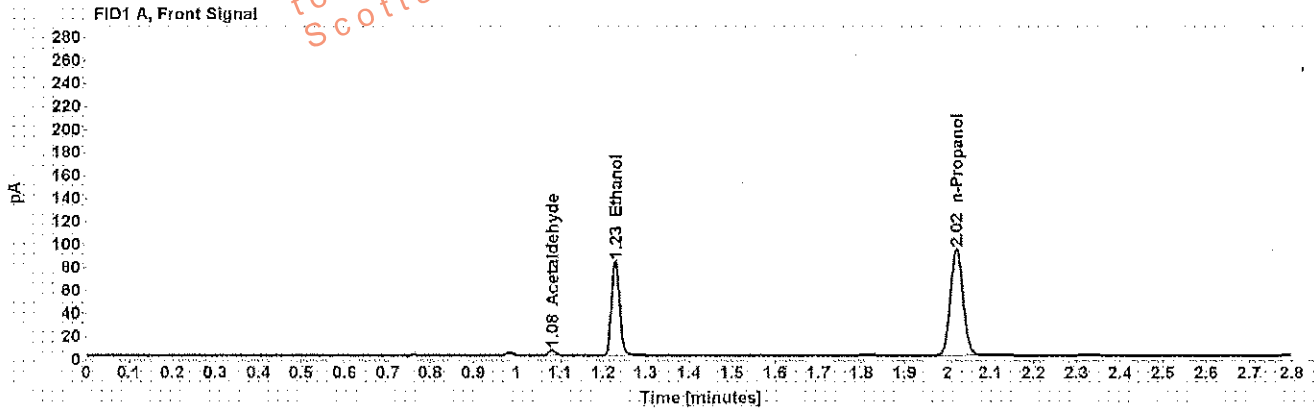


Table 1: FID 1 A (column DB-ALC1)

Compound	Amount (g/100mL)	Time (min)	Peak Area
Acetaldehyde	-----	1.081	4.713
>Ethanol	0,1580	1.228	105.521
n-Propanol	-----	2.021	189.564

Table 2: FID 2 B (column DB-ALC2)

Compound	Time (min)	Peak Area
Acetaldehyde	0.984	5.683
Ethanol	1.344	124.643
n-Propanol	2.376	227.483

Scottsdale Police Department Crime Lab Volatiles Analysis

Sample: [REDACTED]	Item number: 1167408
Injection date: 9/12/2017 3:05:07 PM	Vial: 21
Method: ethanol quant.M	Sequence: 12Sep17
Instrument: US14173023 CN14160045	Analyst: Adrian
Data file: C:\Chem32\1\Data\12Sep17\21.D	

Dissemination is restricted to Criminal Justice Agencies only. Secondary dissemination to unauthorized agencies is PROHIBITED.
 Scottsdale City Prosecutor's Office

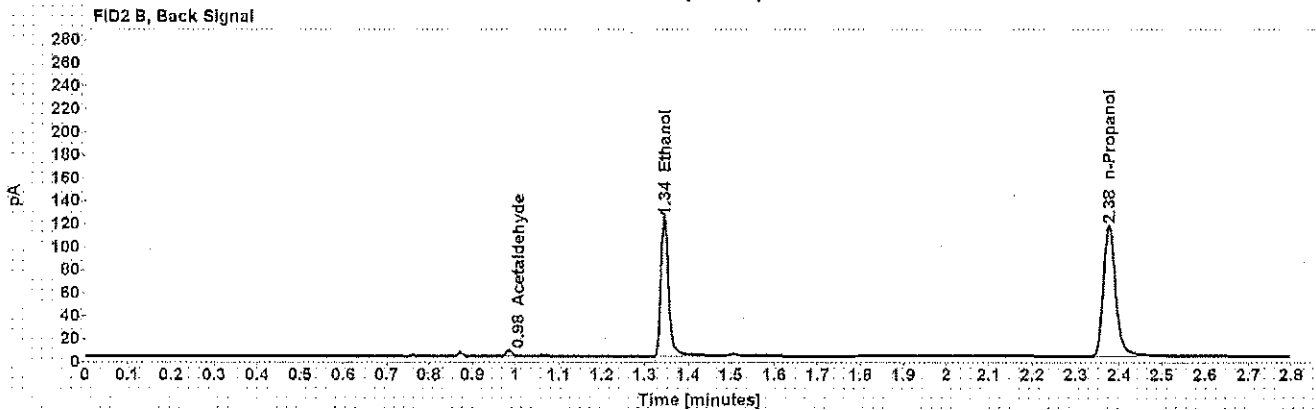
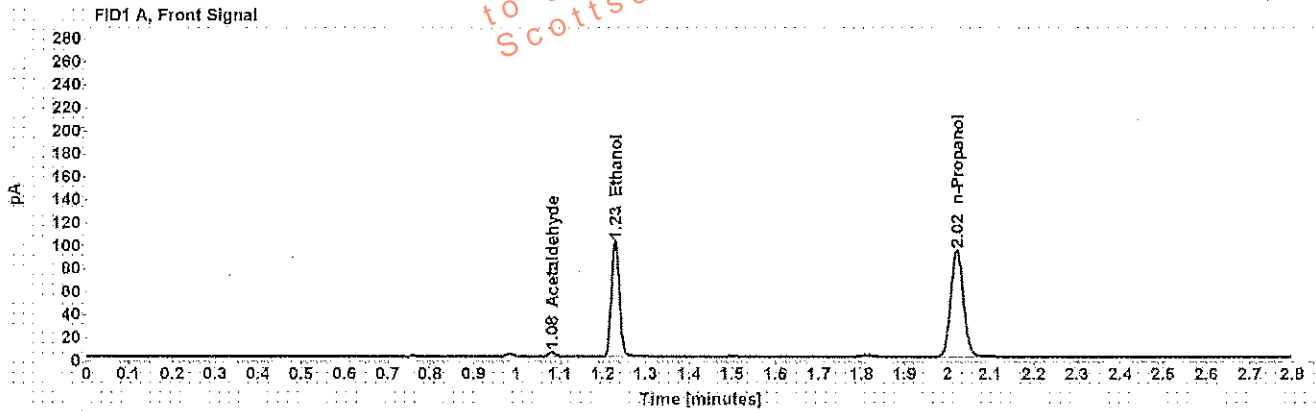


Table 1: FID 1 A (column DB-ALC1)

Compound	Amount (g/100mL)	Time (min)	Peak Area
Acetaldehyde	-----	1.082	4.102
>Ethanol	0.1927	1.229	129.822
n-Propanol	-----	2.022	191.110

Table 2: FID 2 B (column DB-ALC2)

Compound	Time (min)	Peak Area
Acetaldehyde	0.984	4.954
Ethanol	1.345	151.338
n-Propanol	2.376	227.914

Scottsdale Police Department Crime Lab Volatiles Analysis

Sample: [REDACTED]	Item number: 1167408
Injection date: 9/12/2017 3:09:06 PM	Vial: 22
Method: ethanol quant.M	Sequence: 12Sep17
Instrument: US14173023.CN14160045	Analyst: Adrian
Data file: C:\Chem32\11\Data\12Sep17\22.D	

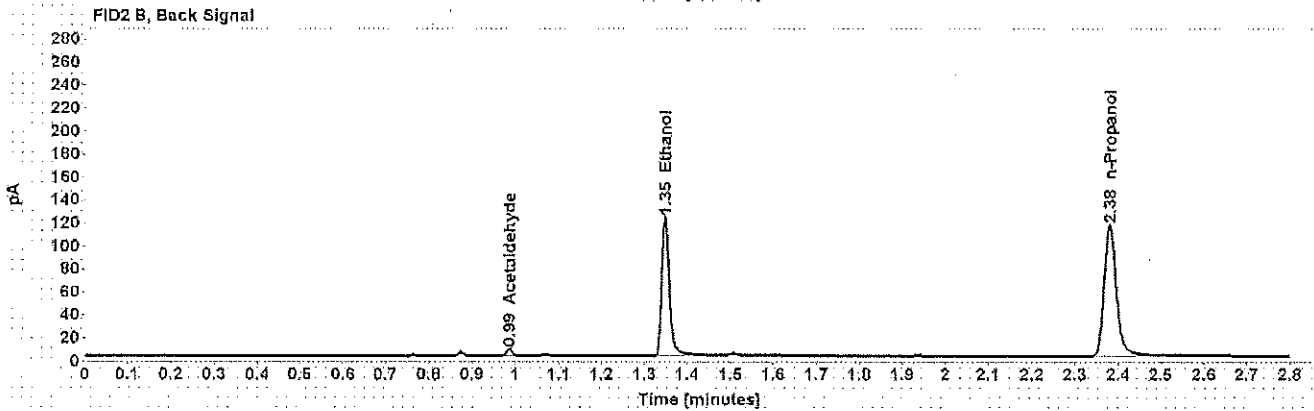
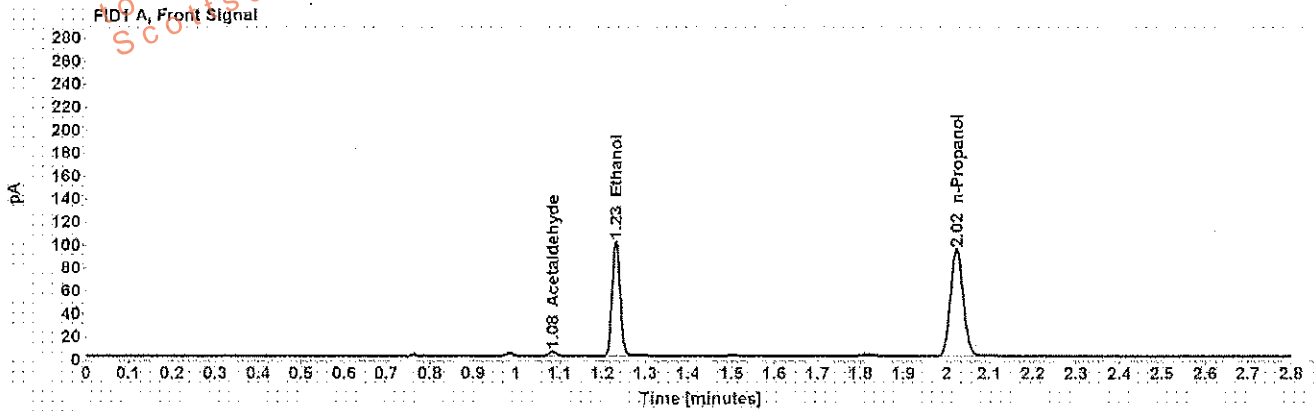


Table 1: FID 1 A (column DB-ALC1)

Compound	Amount (g/100mL)	Time (min)	Peak Area
Acetaldehyde	-----	1.083	4.138
>Ethanol	0.1935	1.231	129.959
n-Propanol	-----	2.024	190.448

Table 2: FID 2 B (column DB-ALC2)

Compound	Time (min)	Peak Area
Acetaldehyde	0.986	5.037
Ethanol	1.349	150.882
n-Propanol	2.380	226.401

Scottsdale Police Department Crime Lab Volatiles Analysis

Sample: [REDACTED]	Item number: 1171349
Injection date: 9/12/2017 3:13:07 PM	Vial: 23
Method: ethanol quant.M	Sequence: 12Sep17
Instrument: US14173023 CN14160045	Analyst: Adrian
Data file: C:\Chem3211\Data\12Sep17\23.D	

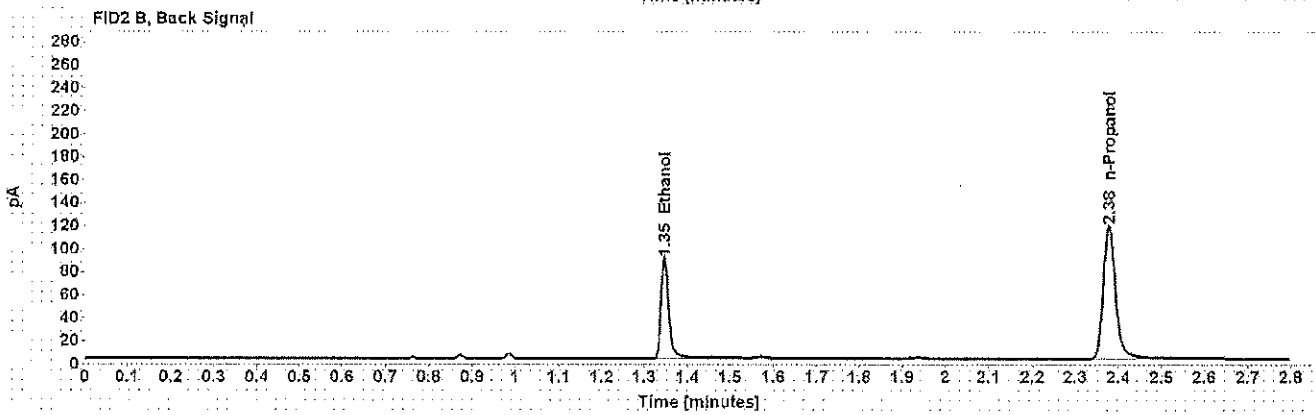
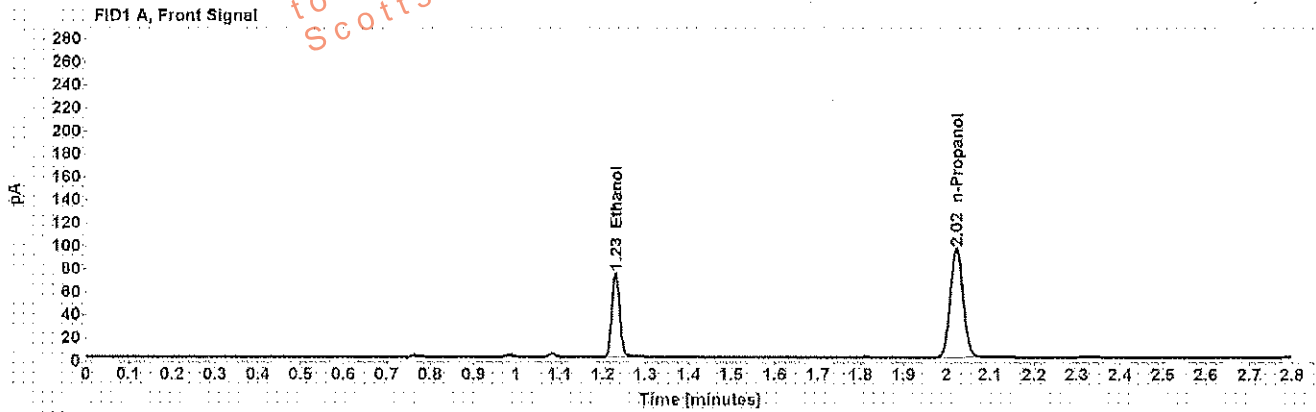


Table 1: FID 1 A (column DB-ALC1)

Compound	Amount (g/100mL)	Time (min)	Peak Area
>Ethanol	0.1385	1.230	94.430
n-Propanol	-----	2.022	193.499

Table 2: FID 2 B (column DB-ALC2)

Compound	Time (min)	Peak Area
Ethanol	1.347	111.248
n-Propanol	2.378	230.266

Scottsdale Police Department Crime Lab Volatiles Analysis

Sample: [REDACTED]	Item number: 1171349
Injection date: 9/12/2017 3:17:07 PM	Vial: 24
Method: ethanol quant.M	Sequence: 12Sep17
Instrument: US14173023 CN14160045	Analyst: Adrian
Data file: C:\Chem32\1\Data\12Sep17\24.D	

Dissemination is restricted to Criminal Justice Agencies and authorized personnel only. Dissemination to unauthorized agencies is PROHIBITED. Scottsdale City Prosecutor

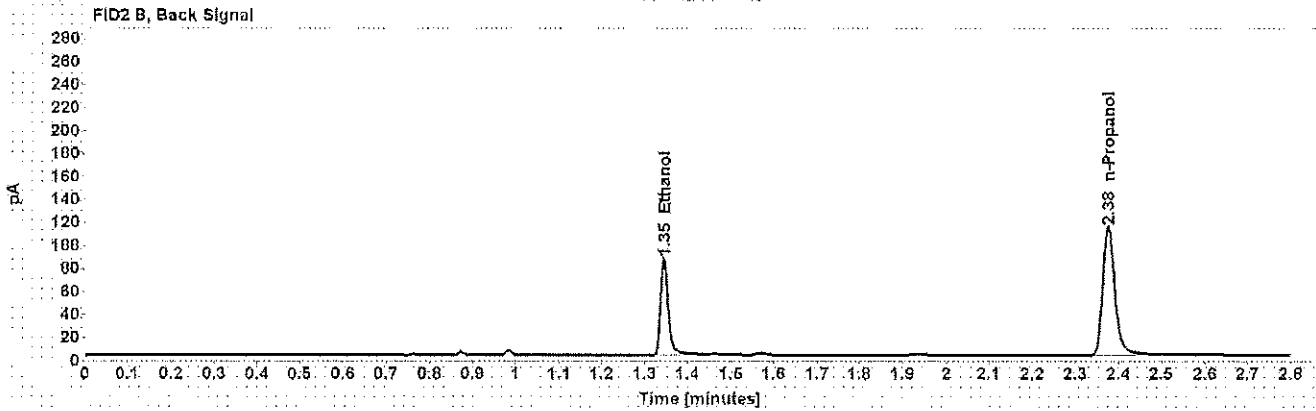
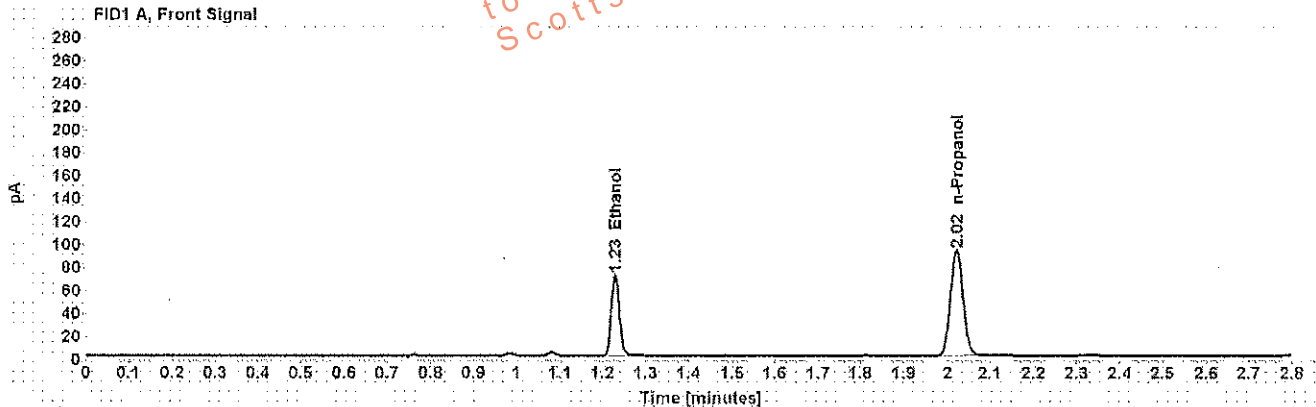


Table 1: FID 1 A (column DB-ALC1)

Compound	Amount (g/100mL)	Time (min)	Peak Area
>Ethanol	0.1376	1.229	91.147
n-Propanol	-----	2.021	188.073

Table 2: FID 2 B (column DB-ALC2)

Compound	Time (min)	Peak Area
Ethanol	1.345	107.223
n-Propanol	2.376	223.049

Scottsdale Police Department Crime Lab Volatiles Analysis

Sample: [REDACTED]	Item number: 1170097
Injection date: 9/12/2017 3:21:22 PM	Vial: 25
Method: ethanol quant.M	Sequence: 12Sep17
Instrument: US14173023 CN14160045	Analyst: Adrian
Data file: C:\Chem32\11\Data\12Sep17\25.D	

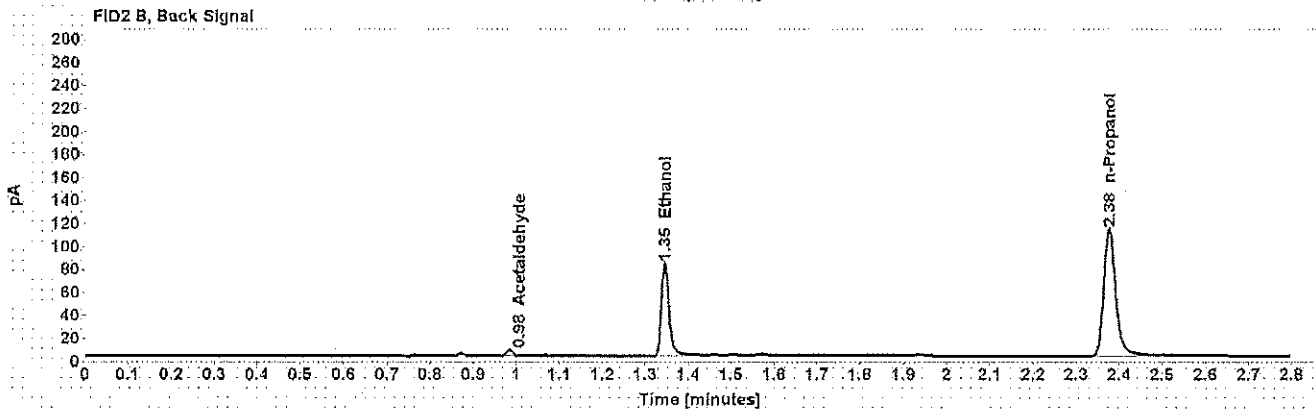
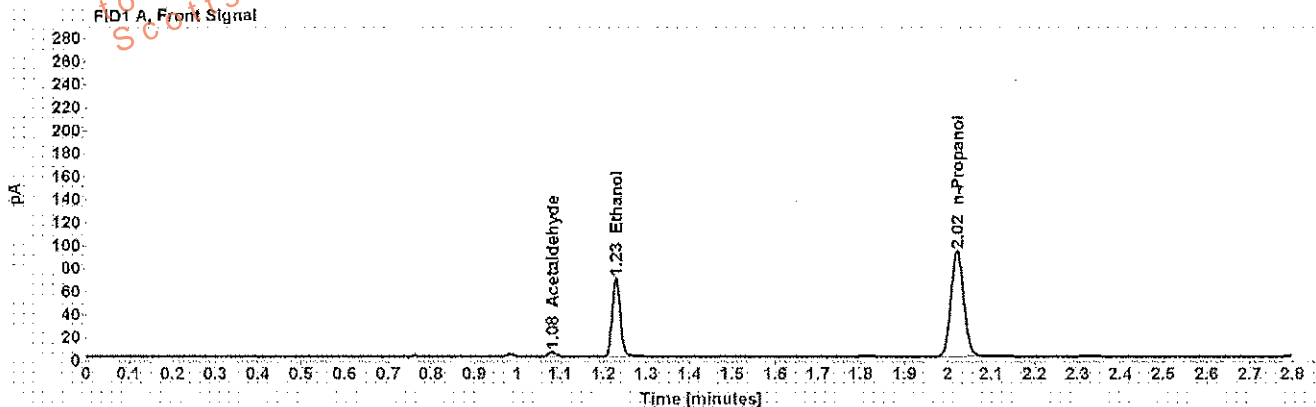


Table 1: FID 1 A (column DB-ALC1)

Compound	Amount (g/100mL)	Time (min)	Peak Area
Acetaldehyde	-----	1.082	4.128
>Ethanol	0.1332	1.229	88,093
n-Propanol	-----	2.021	187,724

Table 2: FID 2 B (column DB-ALC2)

Compound	Time (min)	Peak Area
Acetaldehyde	0.984	4.992
Ethanol	1.345	102,800
n-Propanol	2.376	221,864

Scottsdale Police Department Crime Lab Volatiles Analysis

Sample: [REDACTED]	Item number: 1170097
Injection date: 9/12/2017 3:25:21 PM	Vial: 26
Method: ethanol quant.M	Sequence: 12Sep17
Instrument: US14173023 CN14160045	Analyst: Adrian
Data file: C:\Chem32\11\Data\12Sep17\26.D	

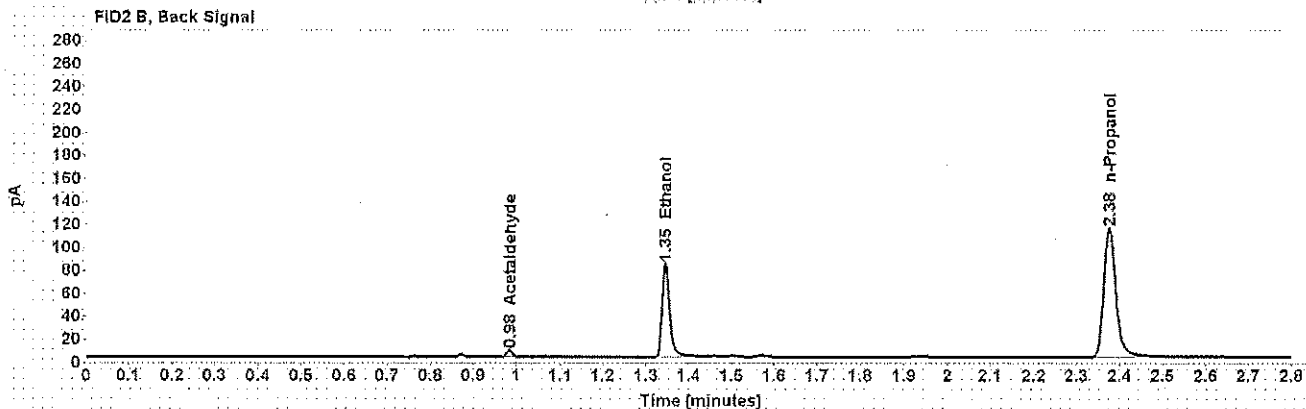
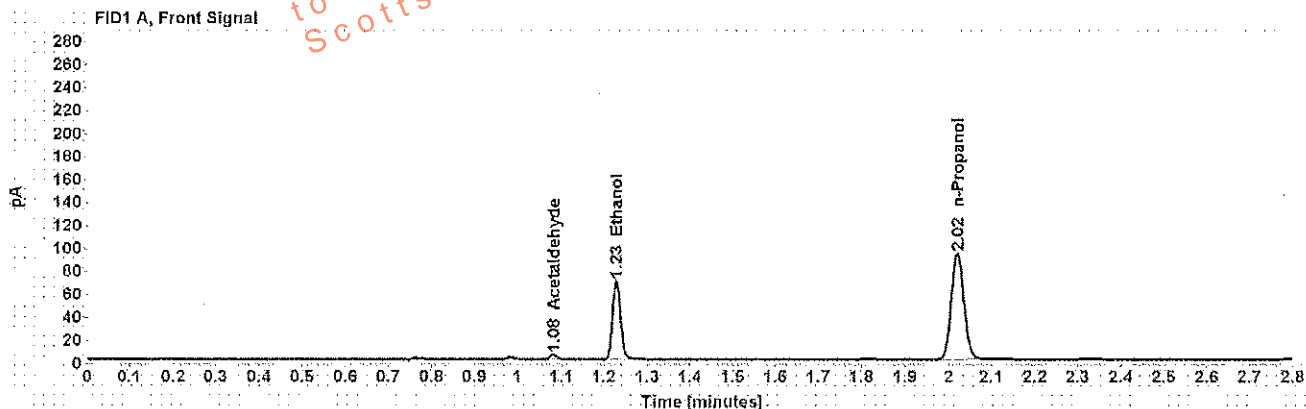


Table 1: FID 1 A (column DB-ALC1)

Compound	Amount (g/100mL)	Time (min)	Peak Area
Acetaldehyde	-----	1.081	4.229
>Ethanol	0.1325	1.229	88.321
n-Propanol	-----	2.021	189.248

Table 2: FID 2 B (column DB-ALC2)

Compound	Time (min)	Peak Area
Acetaldehyde	0.984	5.069
Ethanol	1.345	103.420
n-Propanol	2.376	223.595

Scottsdale Police Department Crime Lab Volatiles Analysis

Sample: [REDACTED]	Item number: 327-01A
Injection date: 9/12/2017 3:29:21 PM	Vial: 27
Method: ethanol quant.M	Sequence: 12Sep17
Instrument: US14173023 CN14160045	Analyst: Adrian
Data file: C:\Chem32\1\Data\12Sep17\27.D	

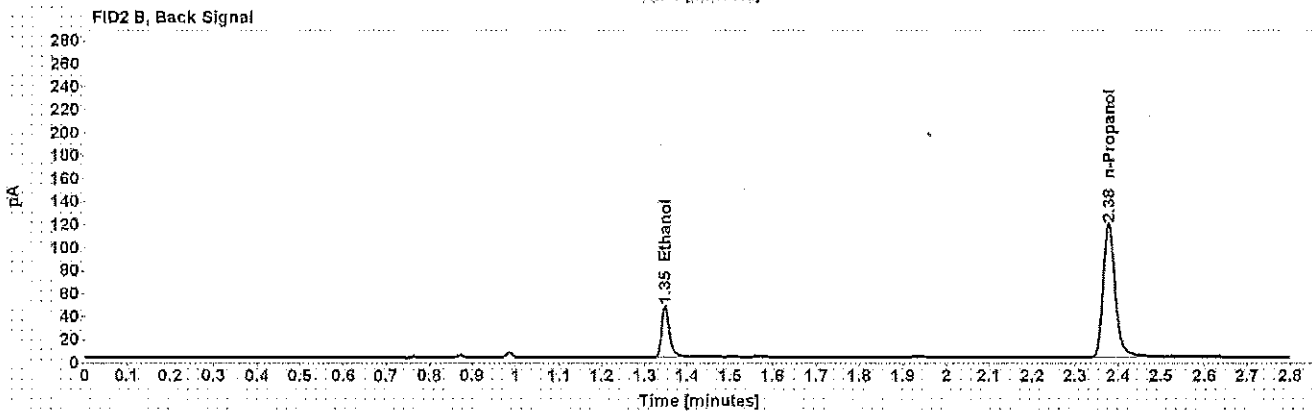
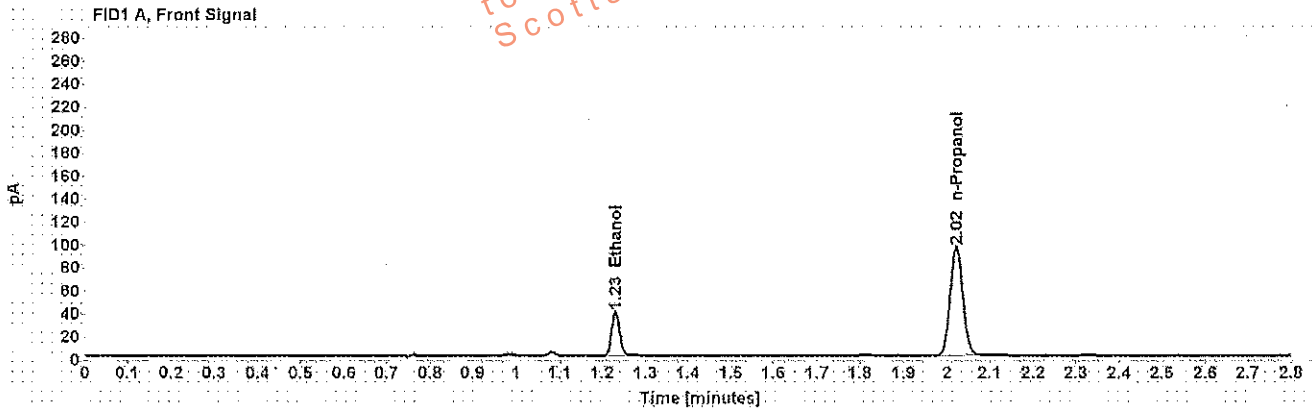


Table 1: FID 1 A (column DB-ALC1)

Compound	Amount (g/100mL)	Time (min)	Peak Area
>Ethanol	0.0726	1.230	49.384
n-Propanol	-----	2.022	193.737

Table 2: FID 2 B (column DB-ALC2)

Compound	Time (min)	Peak Area
Ethanol	1.348	56.234
n-Propanol	2.378	231.113

Scottsdale Police Department Crime Lab Volatiles Analysis

Sample: [REDACTED]	Item number: 327-01A
Injection date: 9/12/2017 3:33:21 PM	Vial: 28
Method: ethanol quant.M	Sequence: 12Sep17
Instrument: US14173023 CN14160045	Analyst: Adrian
Data file: C:\Chem3211\Data\12Sep17\28.D	

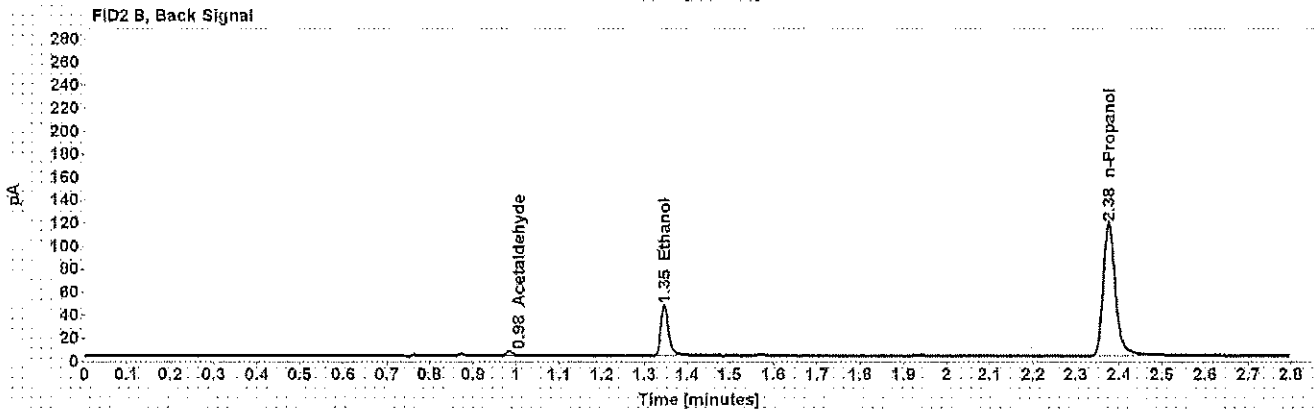
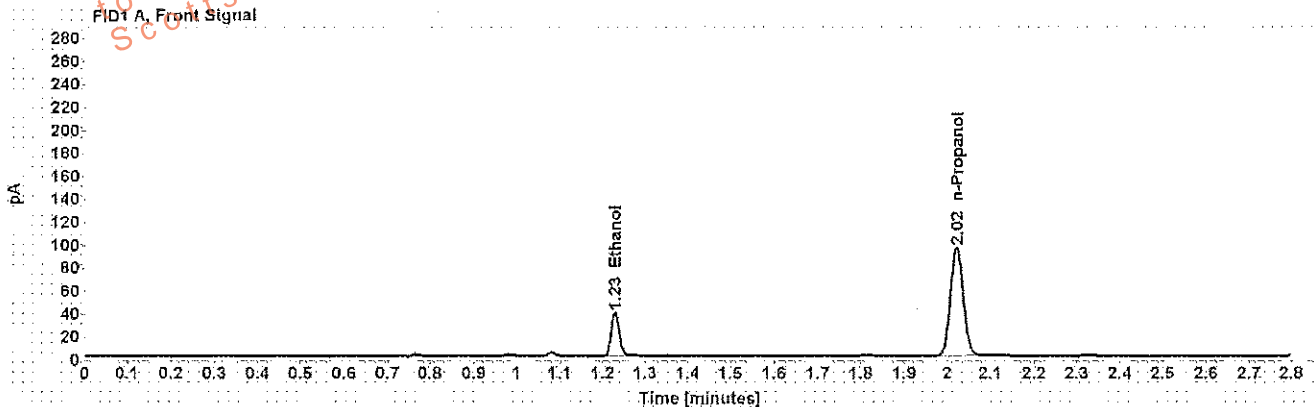


Table 1: FID 1 A (column DB-ALC1)

Compound	Amount (g/100mL)	Time (min)	Peak Area
>Ethanol	0.0722	1.229	49.117
n-Propanol	-----	2.021	193.864

Table 2: FID 2 B (column DB-ALC2)

Compound	Time (min)	Peak Area
Acetaldehyde	0.984	3.835
Ethanol	1.346	55.663
n-Propanol	2.376	229.702

Scottsdale Police Department Crime Lab Volatiles Analysis

Sample: [REDACTED]	Item number: 1166671
Injection date: 9/12/2017 3:37:22 PM	Vial: 29
Method: ethanol quant.M	Sequence: 12Sep17
Instrument: US14173023 CN14160045	Analyst: Adrian
Data file: C:\Chem32\11Data\12Sep17\29.D	

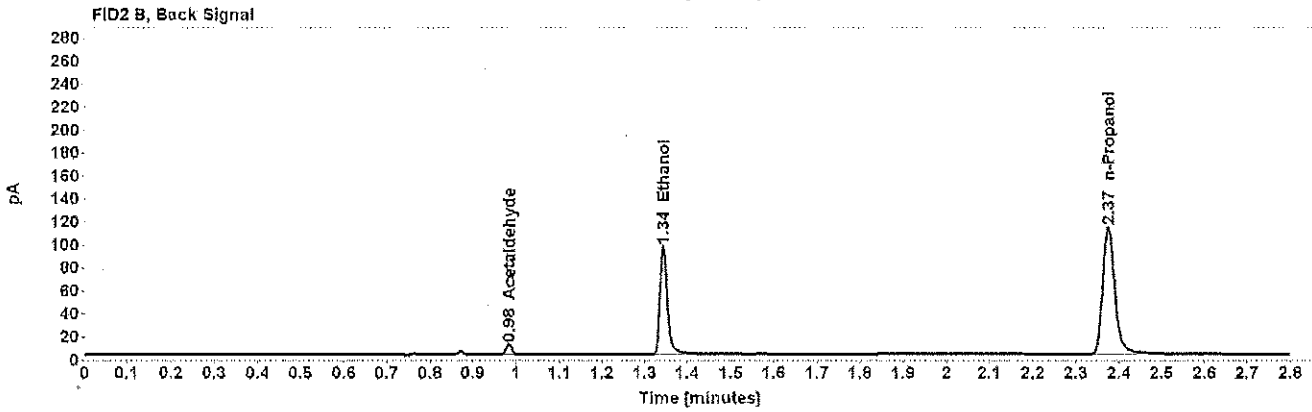
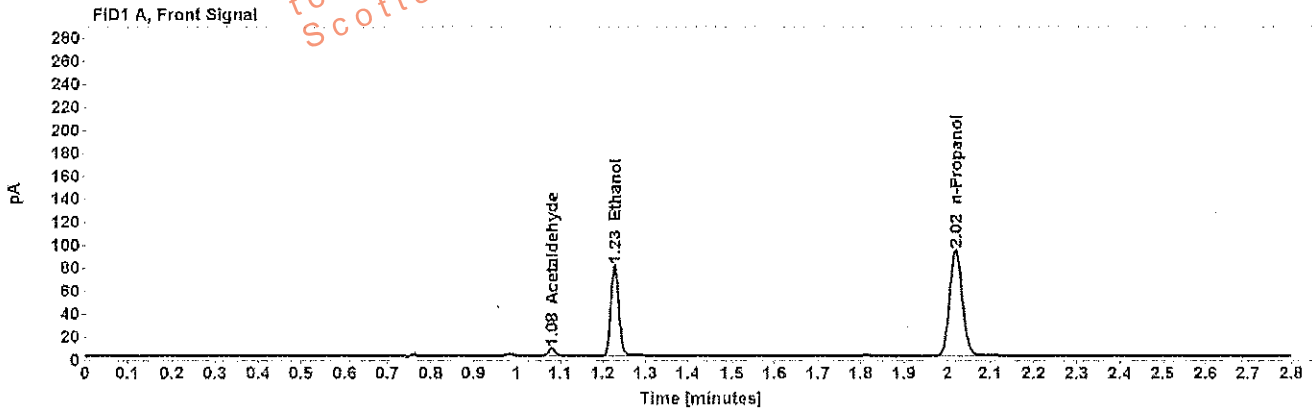


Table 1: FID 1 A (column DB-ALC1)

Compound	Amount (g/100mL)	Time (min)	Peak Area
Acetaldehyde	-----	1.081	6.837
>Ethanol	0.1525	1.228	101.410
n-Propanol	-----	2.021	188.751

Table 2: FID 2 B (column DB-ALC2)

Compound	Time (min)	Peak Area
Acetaldehyde	0.983	8.196
Ethanol	1.344	116.801
n-Propanol	2.375	222.073

Scottsdale Police Department Crime Lab Volatiles Analysis

Sample: [REDACTED]	Item number: 1166671
Injection date: 9/12/2017 3:41:21 PM	Vial: 30
Method: ethanol quant.M	Sequence: 12Sep17
Instrument: US14173023 CN14160045	Analyst: Adrian
Data file: C:\Chem32\11\Data\12Sep17\30.D	

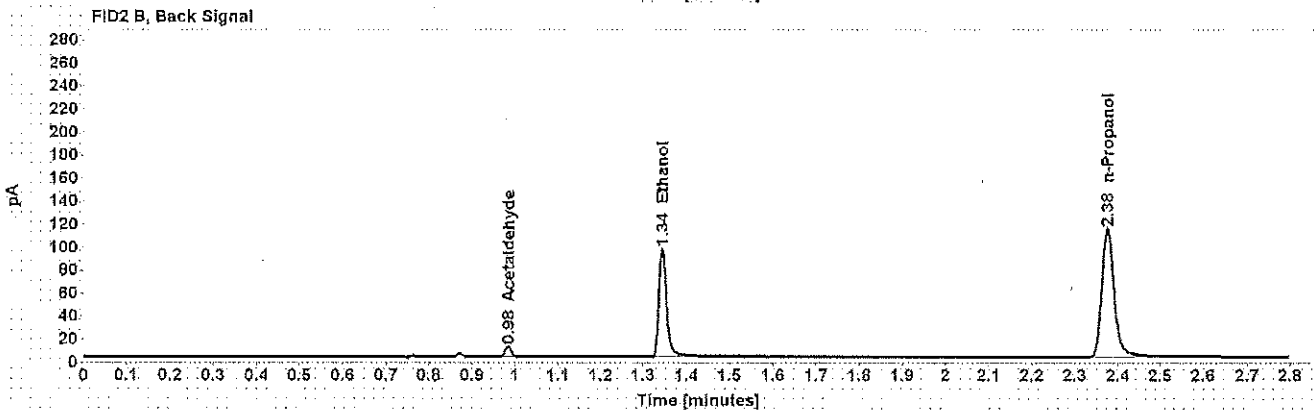
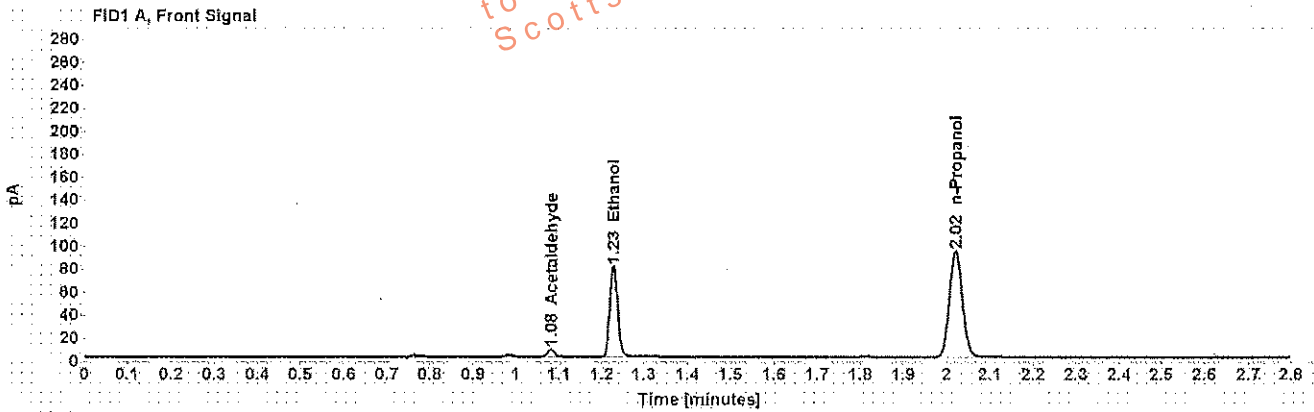


Table 1: FID 1 A (column DB-ALC1)

Compound	Amount (g/100mL)	Time (min)	Peak Area
Acetaldehyde	-----	1.081	6.904
>Ethanol	0.1527	1.228	102.174
n-Propanol	-----	2.021	189.933

Table 2: FID 2 B (column DB-ALC2)

Compound	Time (min)	Peak Area
Acetaldehyde	0.984	8.277
Ethanol	1.344	117.915
n-Propanol	2.375	222.696

Scottsdale Police Department Crime Lab Volatiles Analysis

Sample: [REDACTED]	Item number: 1154288
Injection date: 9/12/2017 3:49:37 PM	Vial: 32
Method: ethanol quant.M	Sequence: 12Sep17
Instrument: US14173023 CN14160045	Analyst: Adrian
Data file: C:\Chem32\11\Data\12Sep17\32.D	

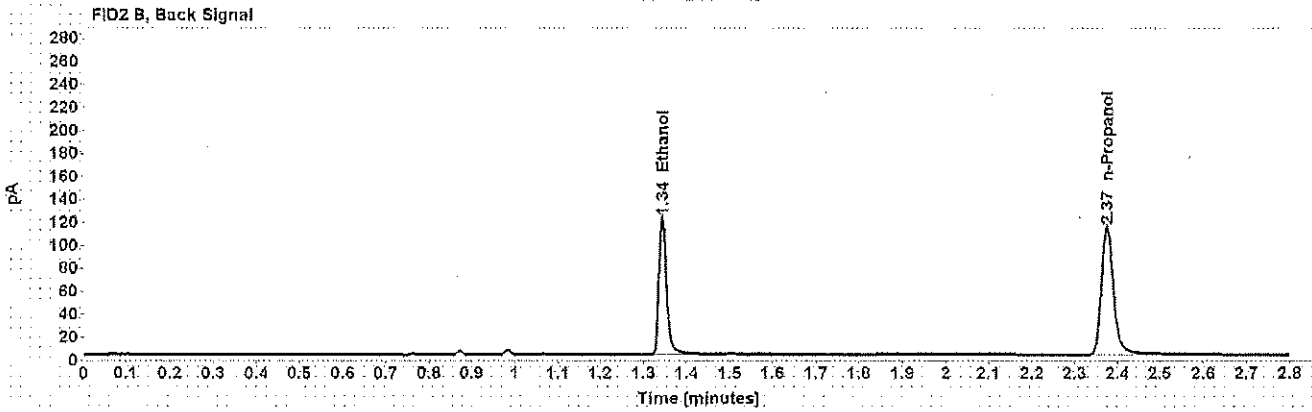
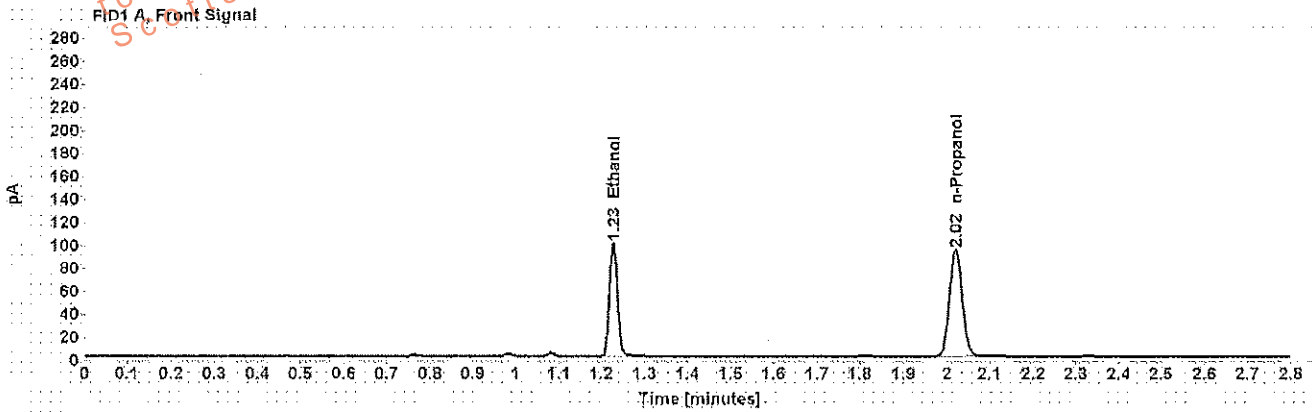


Table 1: FID 1 A (column DB-ALC1)

Compound	Amount (g/100mL)	Time (min)	Peak Area
>Ethanol	0.1906	1.228	128.084
n-Propanol	-----	2.020	190.565

Table 2: FID 2 B (column DB-ALC2)

Compound	Time (min)	Peak Area
Ethanol	1.343	149.881
n-Propanol	2.375	223.372

Scottsdale Police Department Crime Lab Volatiles Analysis

Sample: [REDACTED]	Item number: 1154288
Injection date: 9/12/2017 3:53:37 PM	Vial: 33
Method: ethanol quant.M	Sequence: 12Sep17
Instrument: US14173023 CN14160045	Analyst: Adrian
Data file: C:\Chem32\11\Data\12Sep17\33.D	

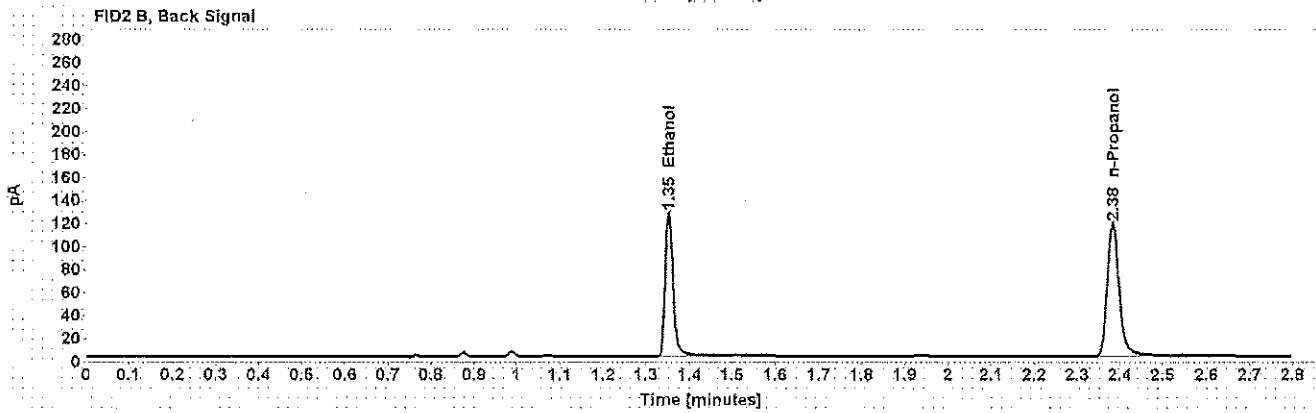
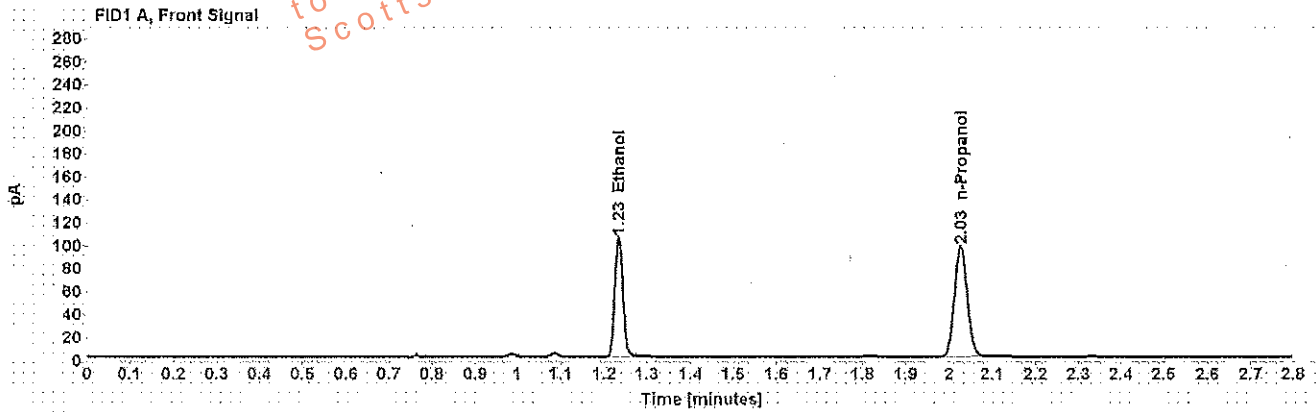


Table 1: FID 1 A (column DB-ALC1)

Compound	Amount (g/100mL)	Time (min)	Peak Area
>Ethanol	0.1957	1.234	136.327
n-Propanol	-----	2.026	197.620

Table 2: FID 2 B (column DB-ALC2)

Compound	Time (min)	Peak Area
Ethanol	1.353	157.046
n-Propanol	2.383	231.463

Scottsdale Police Department Crime Lab Volatiles Analysis

Sample: [REDACTED]	Item number: 1169659
Injection date: 9/12/2017 3:57:36 PM	Vial: 34
Method: ethanol quant.M	Sequence: 12Sep17
Instrument: US14173023 CN14160045	Analyst: Adrian
Data file: C:\Chem32\1\Data\12Sep17\34.D	

Dissemination is restricted to Criminal Justice Agencies and authorized personnel only. Dissemination to unauthorized agencies is PROHIBITED.
 Scottsdale City Prosecutor

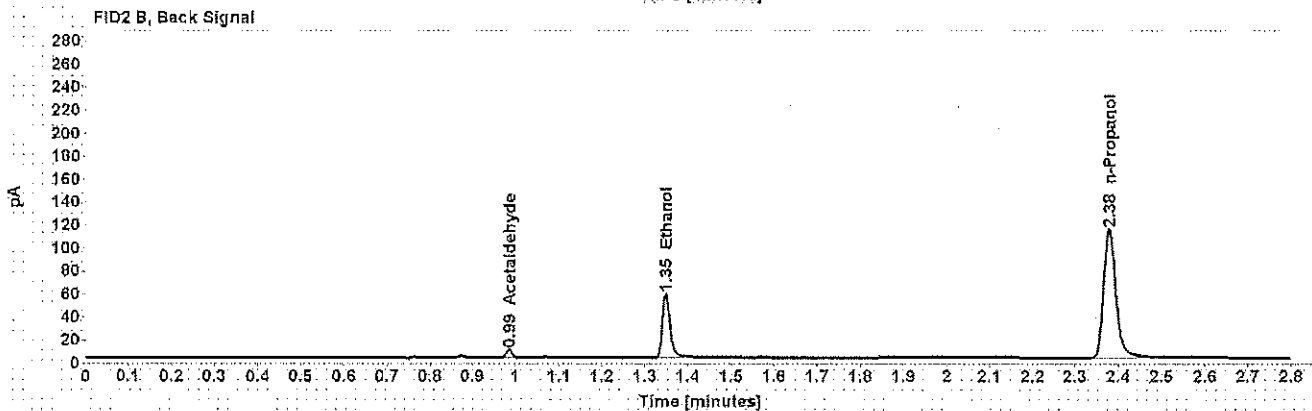
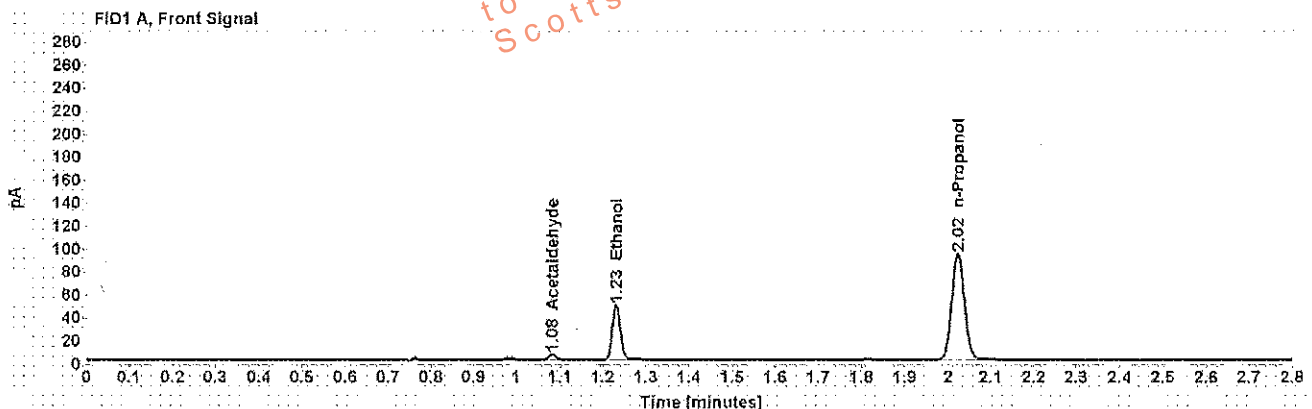


Table 1: FID 1 A (column DB-ALC1)

Compound	Amount (g/100mL)	Time (min)	Peak Area
Acetaldehyde	-----	1.083	5.037
>Ethanol	0.0923	1.231	61.707
n-Propanol	-----	2.023	190.151

Table 2: FID 2 B (column DB-ALC2)

Compound	Time (min)	Peak Area
Acetaldehyde	0.986	6.028
Ethanol	1.349	70.614
n-Propanol	2.379	223.098

Scottsdale Police Department Crime Lab Volatiles Analysis

Sample: [REDACTED]	Item number: 1169659
Injection date: 9/12/2017 4:01:36 PM	Vial: 35
Method: ethanol quant.M	Sequence: 12Sep17
Instrument: US14173023,CN14160045	Analyst: Adrian
Data file: C:\Chem3211\Data\12Sep17\35.D	

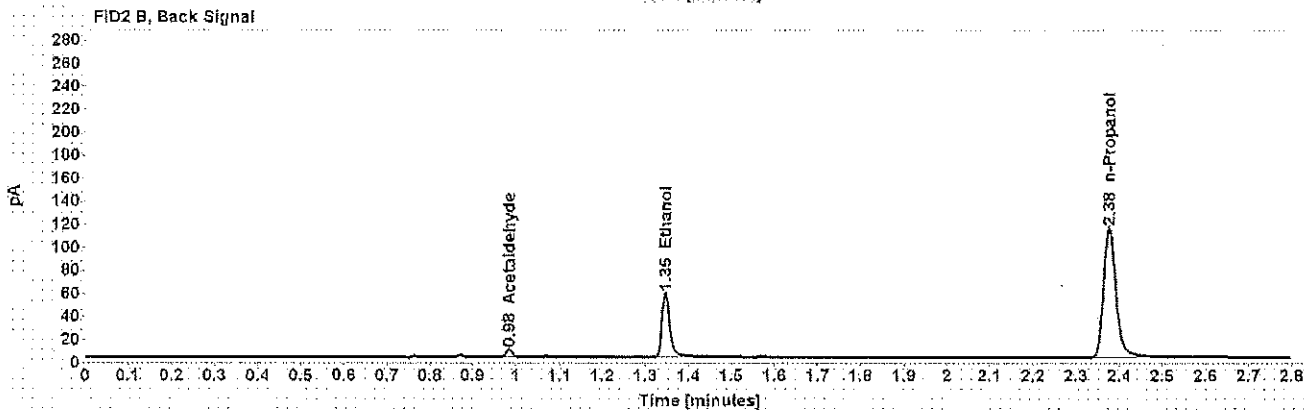
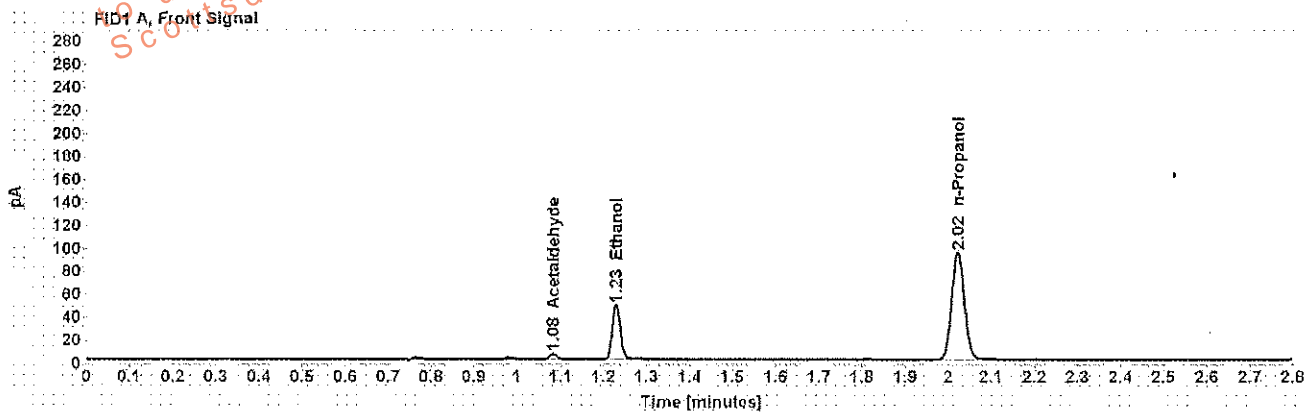


Table 1: FID 1 A (column DB-ALC1)

Compound	Amount (g/100mL)	Time (min)	Peak Area
Acetaldehyde	-----	1.082	5.096
>Ethanol	0.0916	1.229	61.730
n-Propanol	-----	2.022	191.699

Table 2: FID 2 B (column DB-ALC2)

Compound	Time (min)	Peak Area
Acetaldehyde	0.984	6.127
Ethanol	1.346	69.630
n-Propanol	2.377	224.867

Scottsdale Police Department Crime Lab Volatiles Analysis

Sample: [REDACTED]	Item number: 1168904
Injection date: 9/12/2017 4:05:36 PM	Vial: 36
Method: ethanol quant.M	Sequence: 12Sep17
Instrument: US14173023 CN14160045	Analyst: Adrian
Data file: C:\Chem32\11Data\12Sep17\36.D	

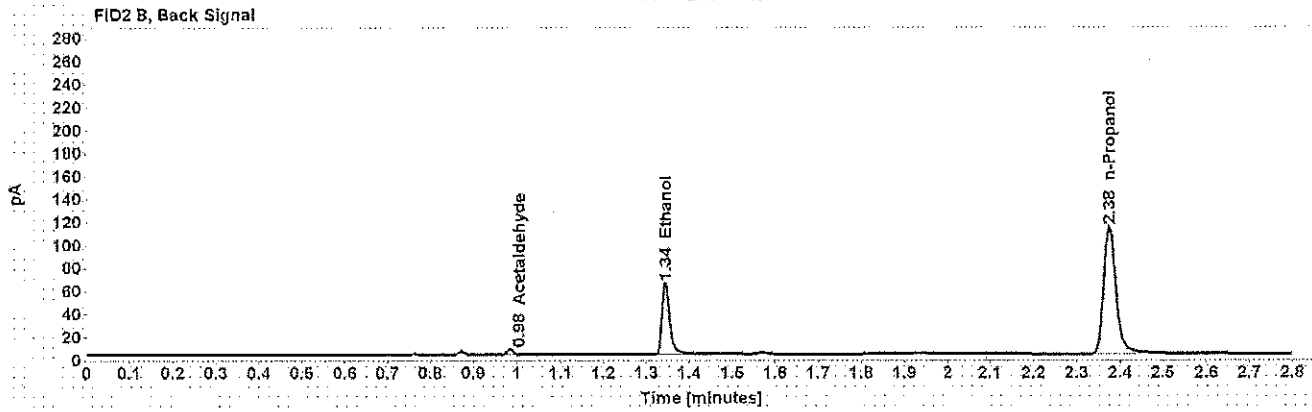
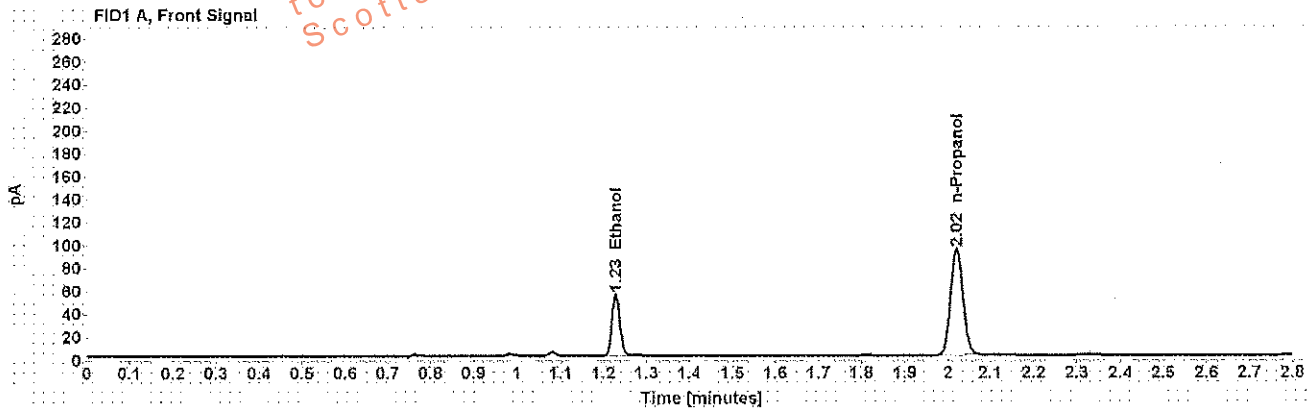


Table 1: FID 1 A (column DB-ALC1)

Compound	Amount (g/100mL)	Time (min)	Peak Area
>Ethanol	0.1038	1.228	68.819
n-Propanol	-----	2.021	188.506

Table 2: FID 2 B (column DB-ALC2)

Compound	Time (min)	Peak Area
Acetaldehyde	0.984	4.164
Ethanol	1.344	80.452
n-Propanol	2.375	221.544

Scottsdale Police Department Crime Lab Volatiles Analysis

Sample: [REDACTED]	Item number: 1168904
Injection date: 9/12/2017 4:09:51 PM	Vial: 37
Method: ethanol quant.M	Sequence: 12Sep17
Instrument: US14173023 CN14160045	Analyst: Adrian
Data file: C:\Chem32\1\Data\12Sep17\37.D	

Dissemination is restricted to Criminal Justice Agencies and authorized personnel only. Dissemination to unauthorized agencies is PROHIBITED.
Scottsdale City Prosecutor

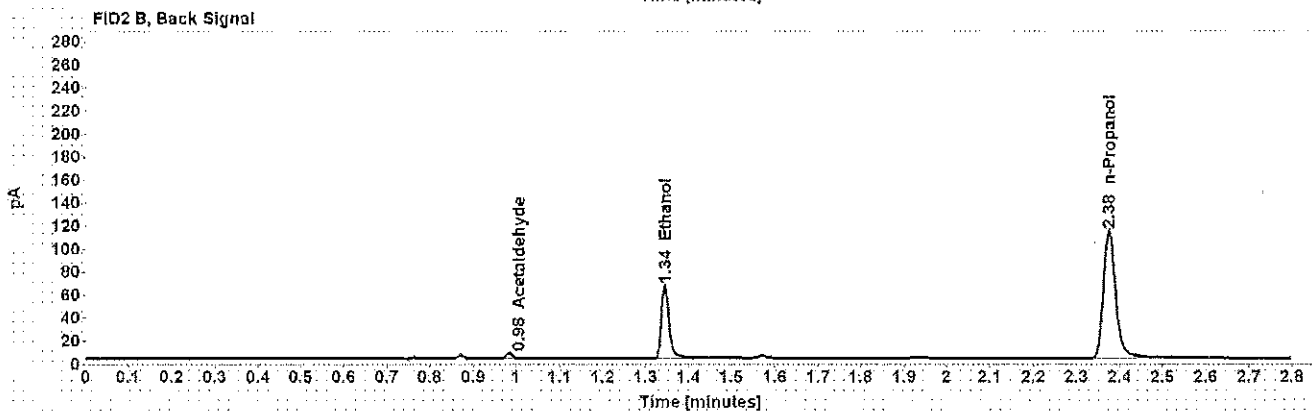
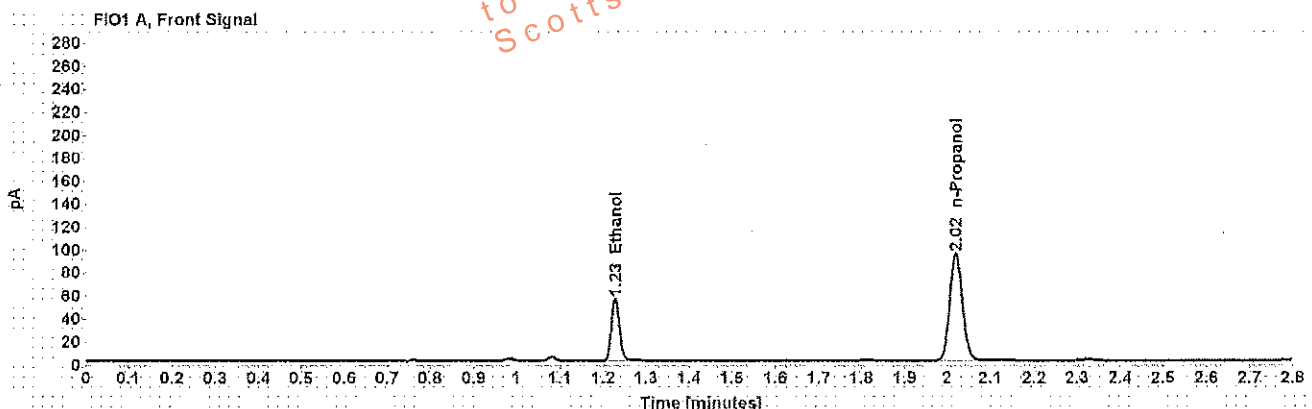


Table 1: FID 1 A (column DB-ALC1)

Compound	Amount (g/100mL)	Time (min)	Peak Area
>Ethanol	0.1035	1.228	69.573
n-Propanol	-----	2.021	191.059

Table 2: FID 2 B (column DB-ALC2)

Compound	Time (min)	Peak Area
Acetaldehyde	0.984	4.275
Ethanol	1.344	80.916
n-Propanol	2.375	222.861

Scottsdale Police Department Crime Lab Volatiles Analysis

Sample: [REDACTED]	Item number: 1169898
Injection date: 9/12/2017 4:13:51 PM	Vial: 38
Method: ethanol quant.M	Sequence: 12Sep17
Instrument: US14173023 CN14160045	Analyst: Adrian
Data file: C:\Chem3211\Data\12Sep17\38.D	

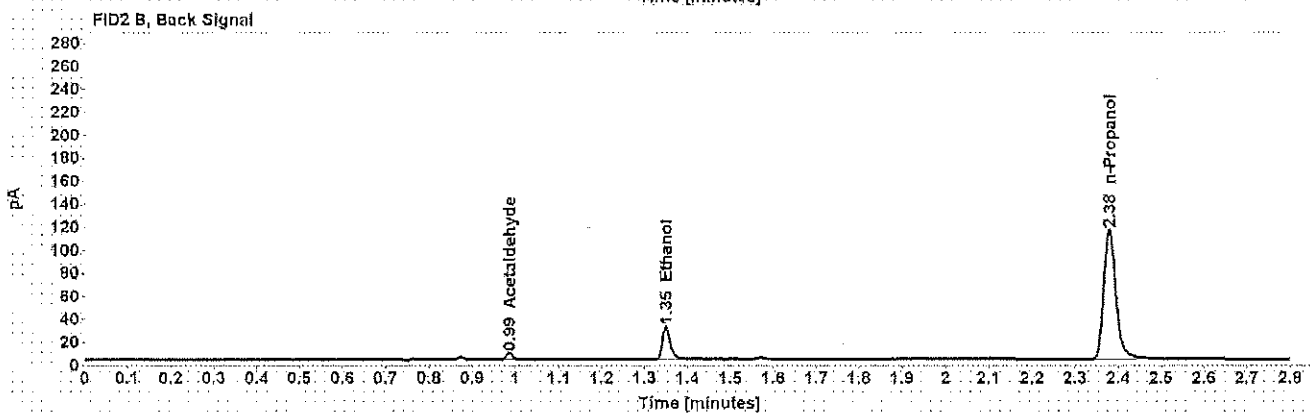
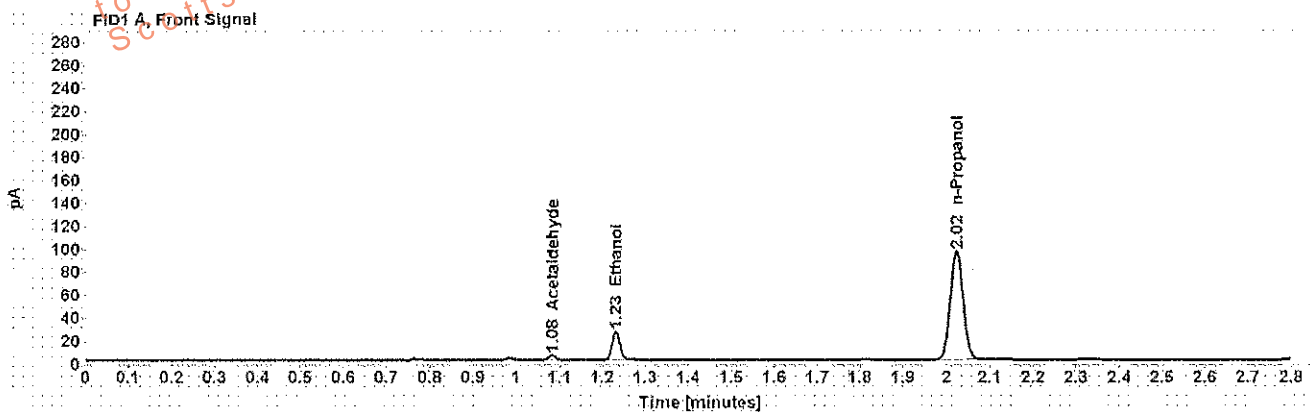


Table 1: FID 1 A (column DB-ALC1)

Compound	Amount (g/100mL)	Time (min)	Peak Area
Acetaldehyde	-----	1.083	4.378
>Ethanol	0.0479	1.232	32.374
n-Propanol	-----	2.023	193.006

Table 2: FID 2 B (column DB-ALC2)

Compound	Time (min)	Peak Area
Acetaldehyde	0.988	5.239
Ethanol	1.350	37.320
n-Propanol	2.379	224.373

Scottsdale Police Department Crime Lab Volatiles Analysis

Sample: [REDACTED]	Item number: 1169898
Injection date: 9/12/2017 4:17:52 PM	Vial: 39
Method: ethanol quant.M	Sequence: 12Sep17
Instrument: US14173023 CN14160045	Analyst: Adrian
Data file: C:\Chem32\11\Data\12Sep17\39.D	

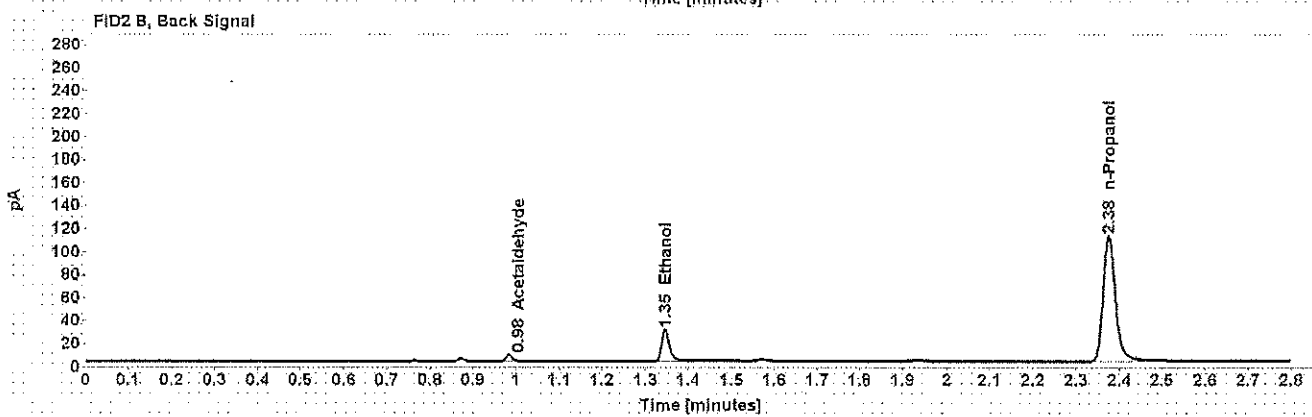
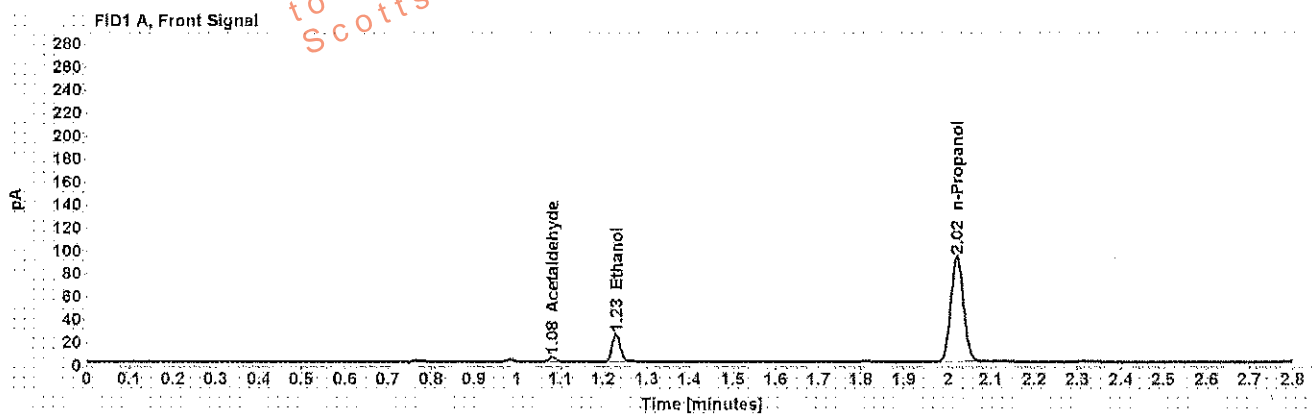


Table 1: FID 1 A (column DB-ALC1)

Compound	Amount (g/100mL)	Time (min)	Peak Area
Acetaldehyde	-----	1.081	4.328
>Ethanol	0.0476	1.229	31.214
n-Propanol	-----	2.021	187.509

Table 2: FID 2 B (column DB-ALC2)

Compound	Time (min)	Peak Area
Acetaldehyde	0.984	5.220
Ethanol	1.346	36.020
n-Propanol	2.375	218.758

Scottsdale Police Department Crime Lab Volatiles Analysis

Sample: [REDACTED]	Item number: 1170248
Injection date: 9/12/2017 4:21:52 PM	Vial: 40
Method: ethanol quant.M	Sequence: 12Sep17
Instrument: US14173023 CN14160045	Analyst: Adrian
Data file: C:\Chem32\1\Data\12Sep17\40.D	

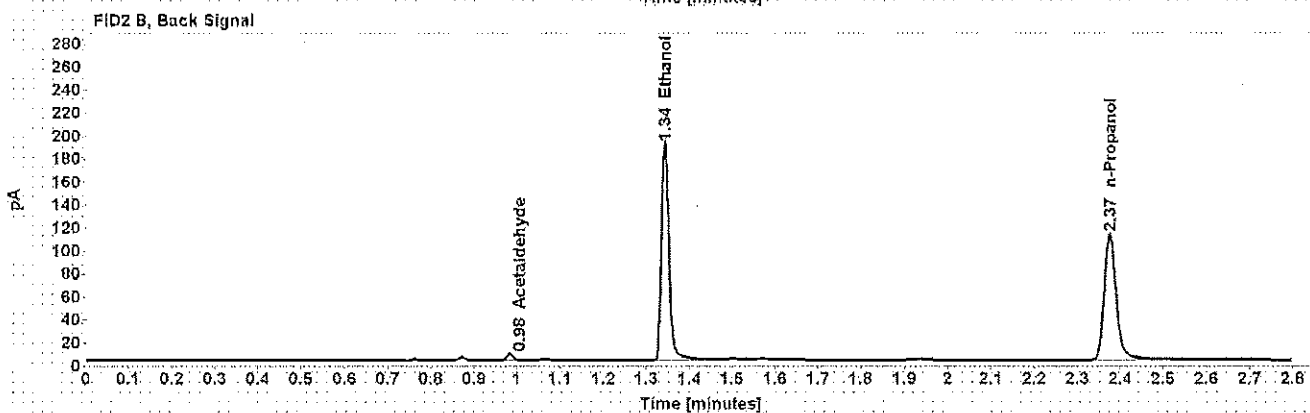
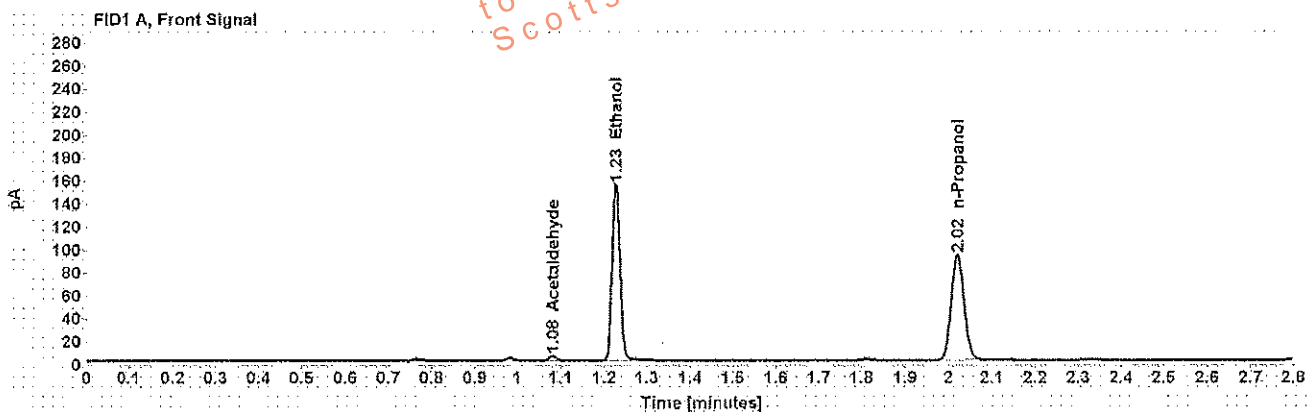


Table 1: FID 1 A (column DB-ALC1)

Compound	Amount (g/100mL)	Time (min)	Peak Area
Acetaldehyde	-----	1.081	4.259
>Ethanol	0.2995	1.227	198.572
n-Propanol	-----	2.020	187.879

Table 2: FID 2 B (column DB-ALC2)

Compound	Time (min)	Peak Area
Acetaldehyde	0.984	5.183
Ethanol	1.343	232.588
n-Propanol	2.375	218.446

Scottsdale Police Department Crime Lab Volatiles Analysis

Sample: [REDACTED]	Item number: 1170248
Injection date: 9/12/2017 4:25:52 PM	Vial: 41
Method: ethanol quant.M	Sequence: 12Sep17
Instrument: US14173023 CN14160045	Analyst: Adrian
Data file: C:\Chem32\11Data\12Sep17\41.D	

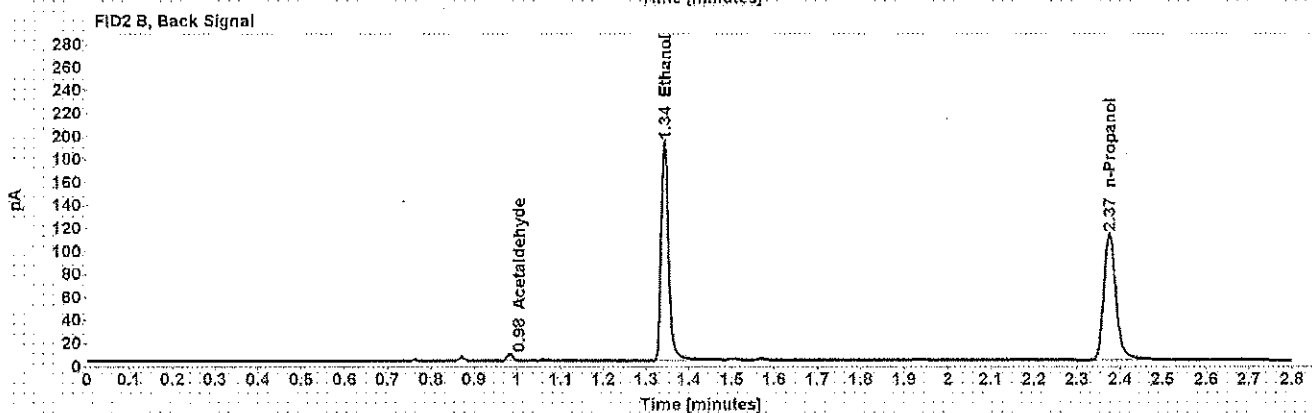
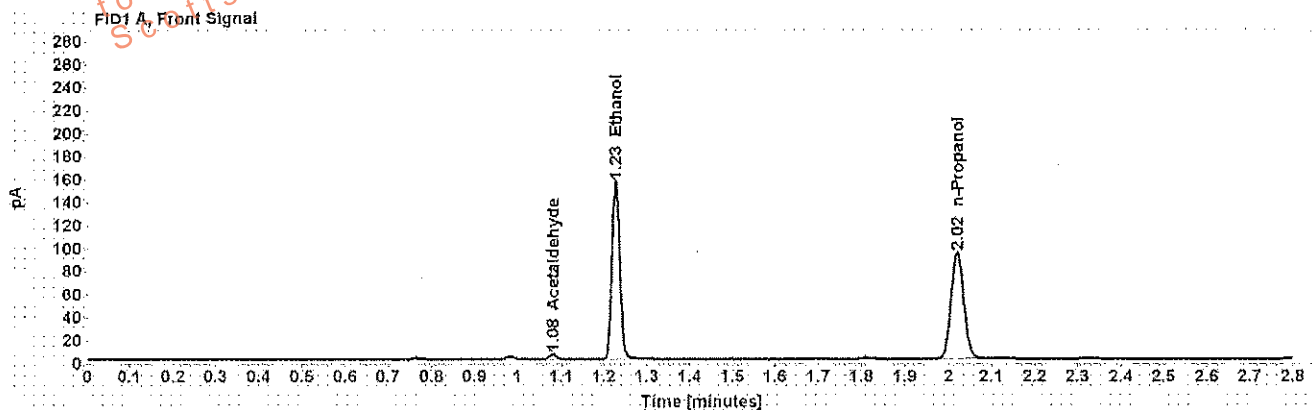


Table 1: FID 1 A (column DB-ALC1)

Compound	Amount (g/100mL)	Time (min)	Peak Area
Acetaldehyde	-----	1.081	4.444
>Ethanol	0.2999	1.227	200.241
n-Propanol	-----	2.020	189.212

Table 2: FID 2 B (column DB-ALC2)

Compound	Time (min)	Peak Area
Acetaldehyde	0.983	5.371
Ethanol	1.343	234.459
n-Propanol	2.375	220.267

Scottsdale Police Department Crime Lab Volatiles Analysis

Sample: [REDACTED]	Item number: 1169322
Injection date: 9/12/2017 4:34:06 PM	Vial: 43
Method: ethanol quant.M	Sequence: 12Sep17
Instrument: US14173023 CN14160045	Analyst: Adrian
Data file: C:\Chem32\11\Data\12Sep17\43.D	

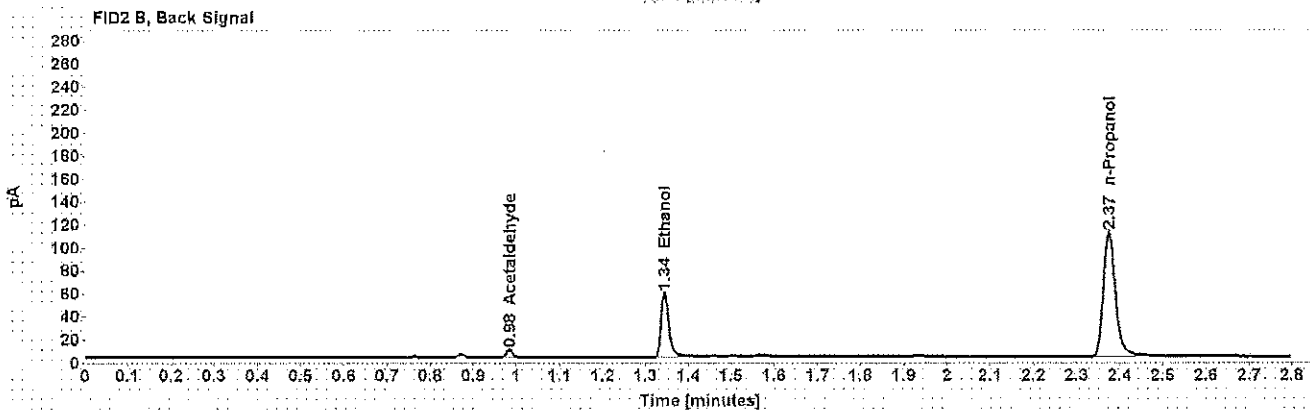
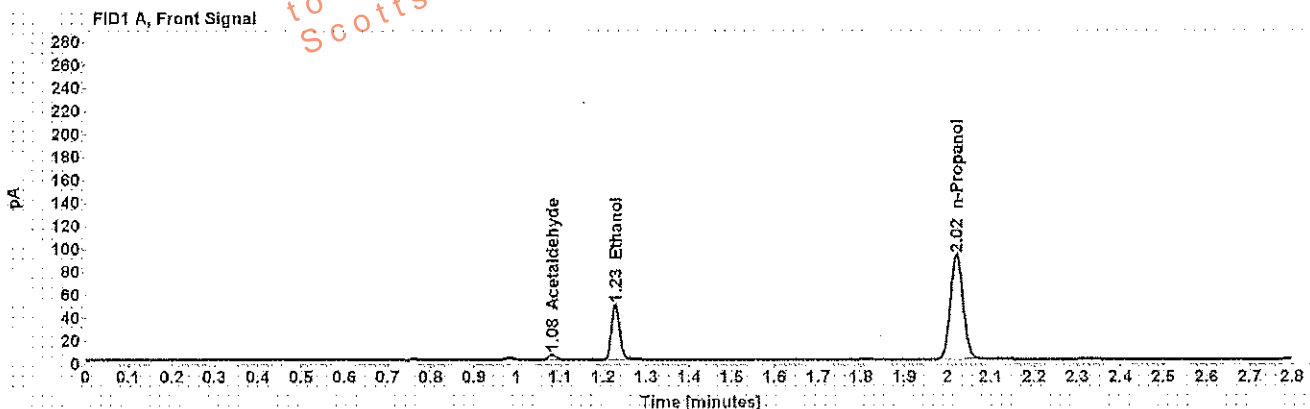


Table 1: FID 1 A (column DB-ALC1)

Compound	Amount (g/100mL)	Time (min)	Peak Area
Acetaldehyde	-----	1.081	4.974
>Ethanol	0.0946	1.228	61.919
n-Propanol	-----	2.021	186.120

Table 2: FID 2 B (column DB-ALC2)

Compound	Time (min)	Peak Area
Acetaldehyde	0.984	6.011
Ethanol	1.344	70.250
n-Propanol	2.375	216.719

Scottsdale Police Department Crime Lab Volatiles Analysis

Sample: [REDACTED]	Item number: 1169322
Injection date: 9/12/2017 4:38:06 PM	Vial: 44
Method: ethanol quant.M	Sequence: 12Sep17
Instrument: US14173023 CN14160045	Analyst: Adrian
Data file: C:\Chem32\1\Data\12Sep17\44.D	

Dissemination is restricted to Criminal Justice Agencies and authorized personnel only. Dissemination to unauthorized agencies is PROHIBITED.
 Scottsdale City Prosecutor

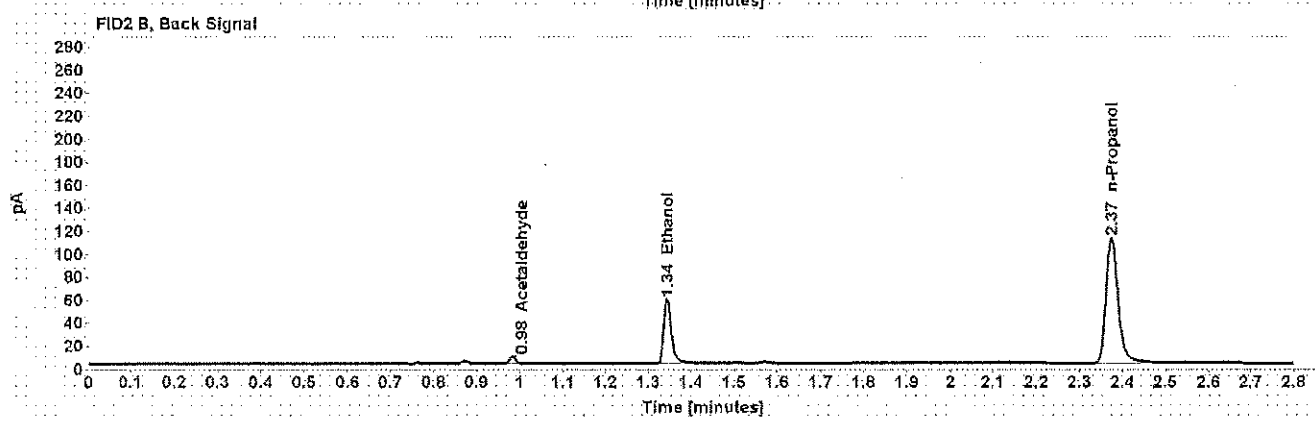
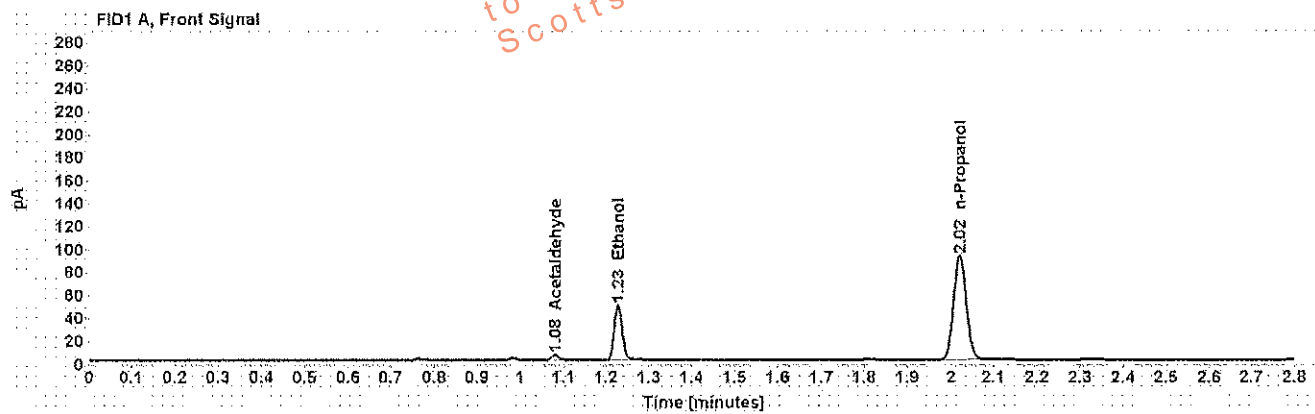


Table 1: FID 1 A (column DB-ALC1)

Compound	Amount (g/100mL)	Time (min)	Peak Area
Acetaldehyde	-----	1.081	4.953
>Ethanol	0.0948	1.228	62.091
n-Propanol	-----	2.021	186.206

Table 2: FID 2 B (column DB-ALC2)

Compound	Time (min)	Peak Area
Acetaldehyde	0.983	5.973
Ethanol	1.344	70.709
n-Propanol	2.375	218.782

Scottsdale Police Department Crime Lab Volatiles Analysis

Sample: [REDACTED]	Item number: 1169309
Injection date: 9/12/2017 4:42:07 PM	Vial: 45
Method: ethanol quant.M	Sequence: 12Sep17
Instrument: US14173023 CN14160045	Analyst: Adrian
Data file: C:\Chem3211\Data\12Sep17\45.D	

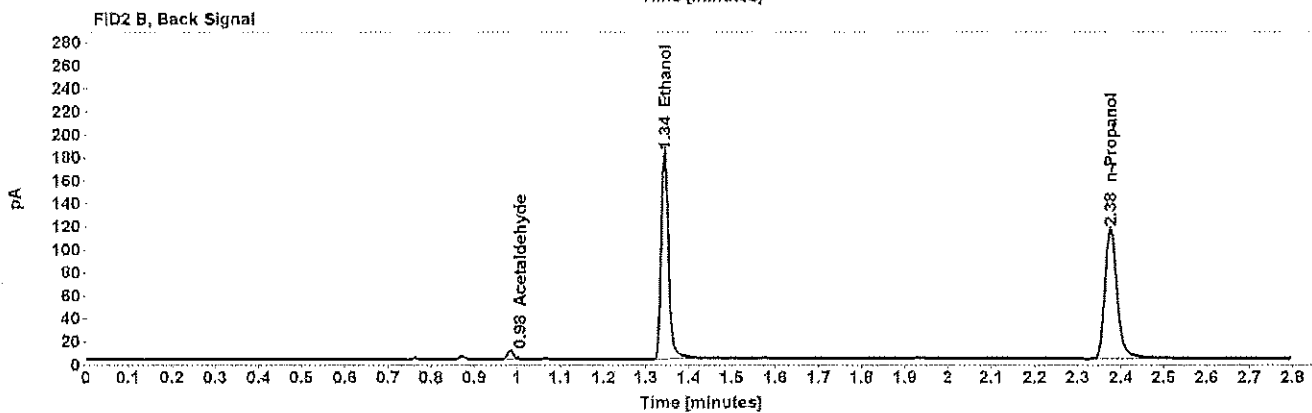
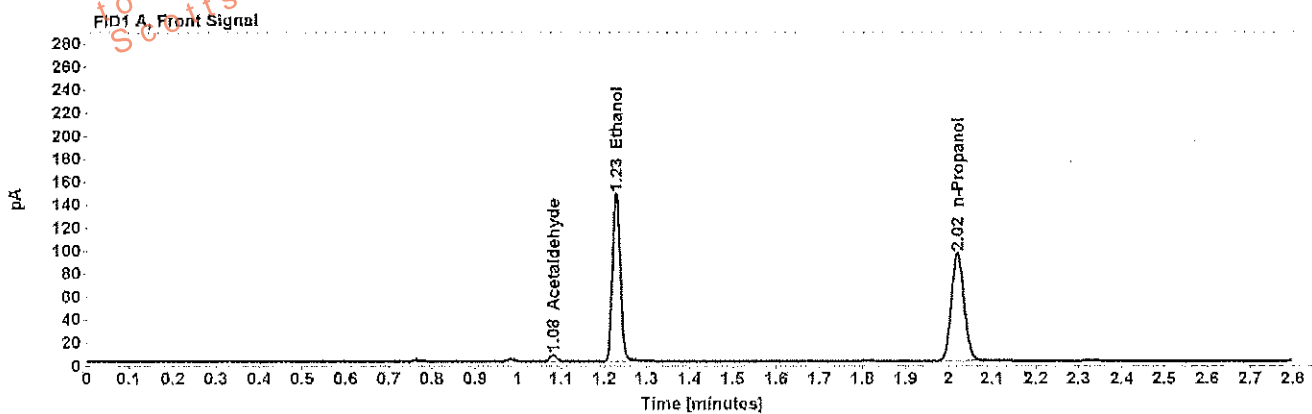


Table 1: FID 1 A (column DB-ALC1)

Compound	Amount (g/100mL)	Time (min)	Peak Area
Acetaldehyde	-----	1.081	5.737
>Ethanol	0.2782	1.228	189.051
n-Propanol	-----	2.021	192.575

Table 2: FID 2 B (column DB-ALC2)

Compound	Time (min)	Peak Area
Acetaldehyde	0.984	6.870
Ethanol	1.343	219.861
n-Propanol	2.375	226.889

Scottsdale Police Department Crime Lab Volatiles Analysis

Sample: [REDACTED]	Item number: 1169309
Injection date: 9/12/2017 4:46:06 PM	Vial: 46
Method: ethanol quant.M	Sequence: 12Sep17
Instrument: US14173023 CN14160045	Analyst: Adrian
Data file: C:\Chem32\11Data\12Sep17\46.D	

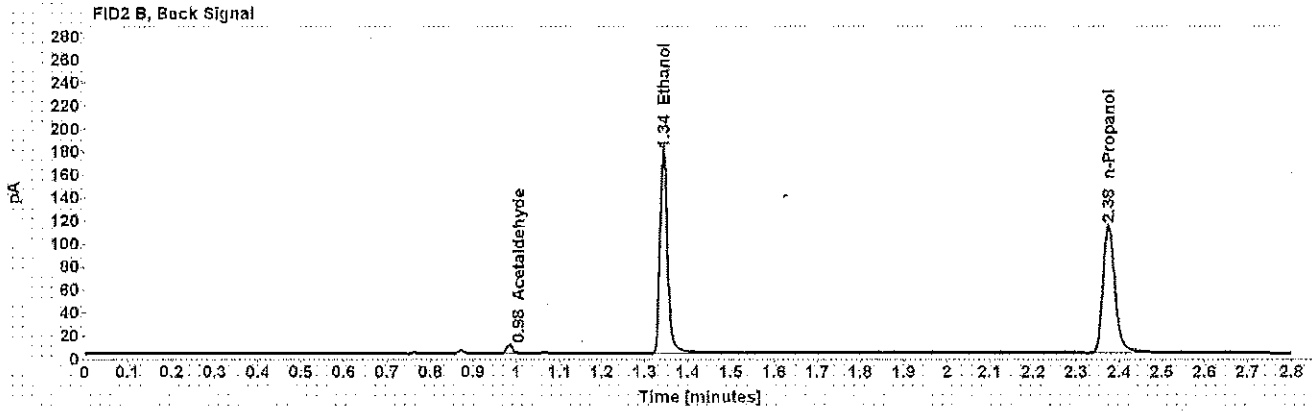
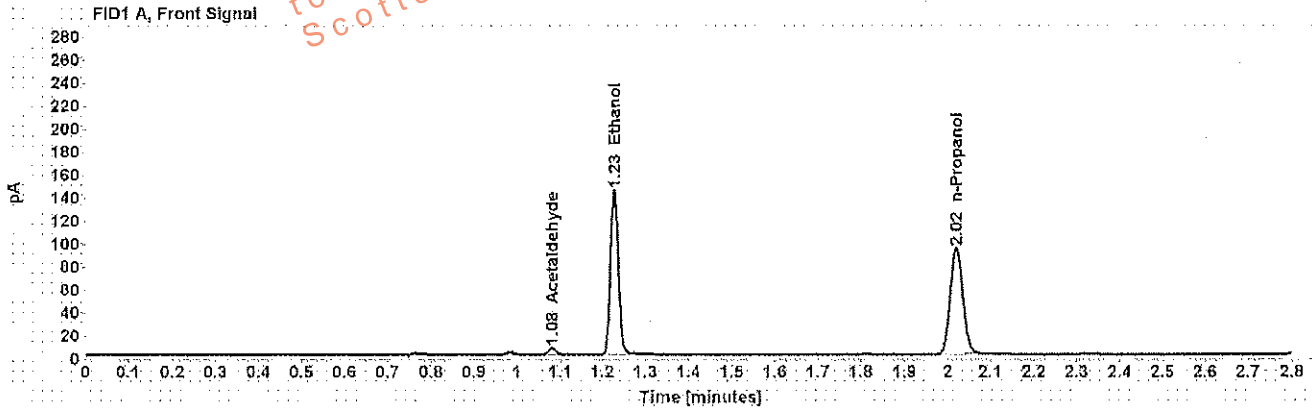


Table 1: FID 1 A (column DB-ALC1)

Compound	Amount (g/100mL)	Time (min)	Peak Area
Acetaldehyde	-----	1.081	5.810
>Ethanol	0.2778	1.228	185.555
n-Propanol	-----	2.021	189.295

Table 2: FID 2 B (column DB-ALC2)

Compound	Time (min)	Peak Area
Acetaldehyde	0.984	6.999
Ethanol	1.343	217.866
n-Propanol	2.375	221.388

Scottsdale Police Department Crime Lab Volatiles Analysis

Sample: [REDACTED]	Item number: 1170095
Injection date: 9/12/2017 4:50:07 PM	Vial: 47
Method: ethanol quant.M	Sequence: 12Sep17
Instrument: US14173023 CN14160045	Analyst: Adrian
Data file: C:\Chem32\1\Data\12Sep17\47.D	

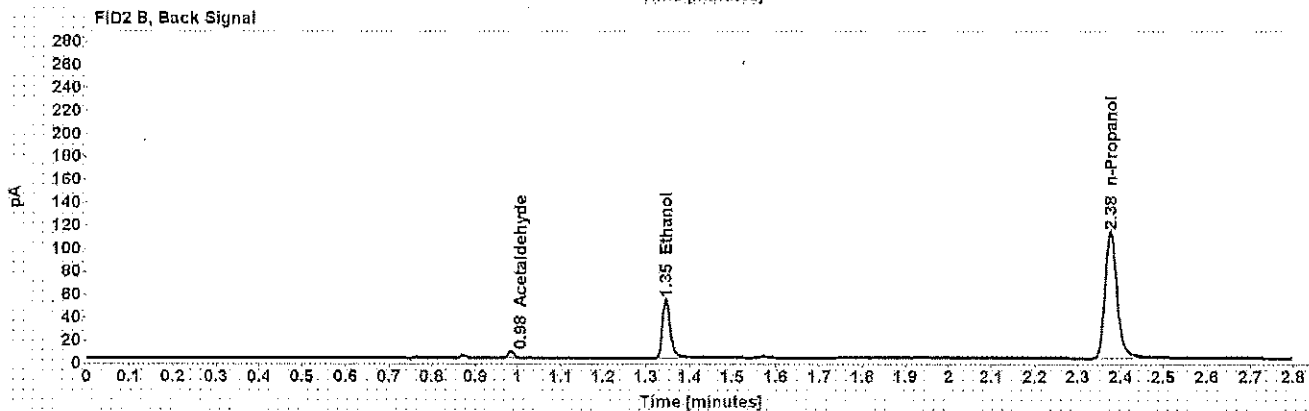
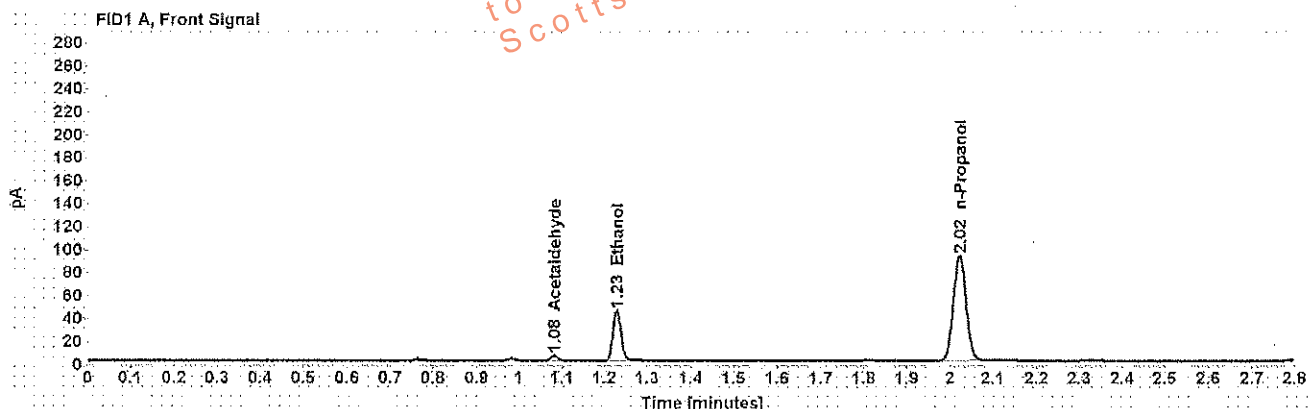


Table 1: FID 1 A (column DB-ALC1)

Compound	Amount (g/100mL)	Time (min)	Peak Area
Acetaldehyde	-----	1.081	4.518
>Ethanol	0.0858	1.229	56.691
n-Propanol	-----	2.021	187.914

Table 2: FID 2 B (column DB-ALC2)

Compound	Time (min)	Peak Area
Acetaldehyde	0.984	5.463
Ethanol	1.345	64.503
n-Propanol	2.376	219.777

Scottsdale Police Department Crime Lab Volatiles Analysis

Sample: [REDACTED]	Item number: 1170095
Injection date: 9/12/2017 4:54:06 PM	Vial: 48
Method: ethanol quant.M	Sequence: 12Sep17
Instrument: US14173023 CN14160045	Analyst: Adrian
Data file: C:\Chem3211\Data\12Sep17\48.D	

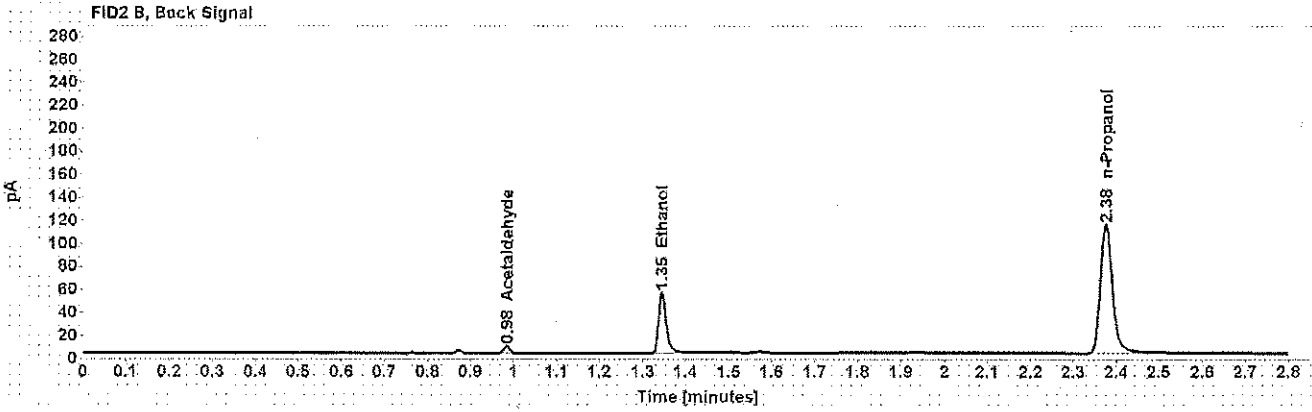
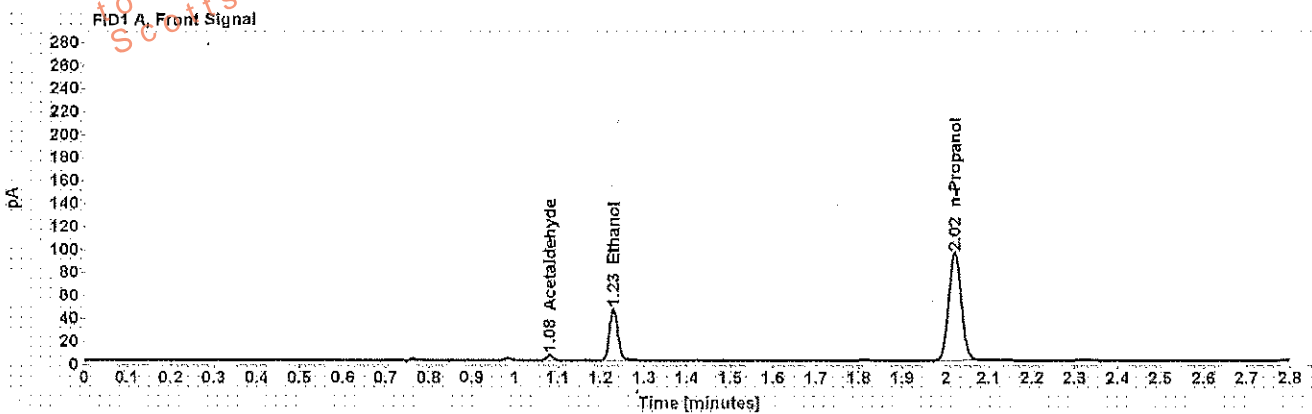


Table 1: FID 1 A (column DB-ALC1)

Compound	Amount (g/100mL)	Time (min)	Peak Area
Acetaldehyde	-----	1.081	4.582
>Ethanol	0.0857	1.229	57.728
n-Propanol	-----	2.021	191.652

Table 2: FID 2 B (column DB-ALC2)

Compound	Time (min)	Peak Area
Acetaldehyde	0.984	5.551
Ethanol	1.345	65.589
n-Propanol	2.376	223.258

Scottsdale Police Department Crime Lab Volatiles Analysis

Sample: [REDACTED]	Item number: 1170109
Injection date: 9/12/2017 4:58:21 PM	Vial: 49
Method: ethanol quant.M	Sequence: 12Sep17
Instrument: US14173023 CN14160045	Analyst: Adrian
Data file: C:\Chem32\11\Data\12Sep17\49.D	

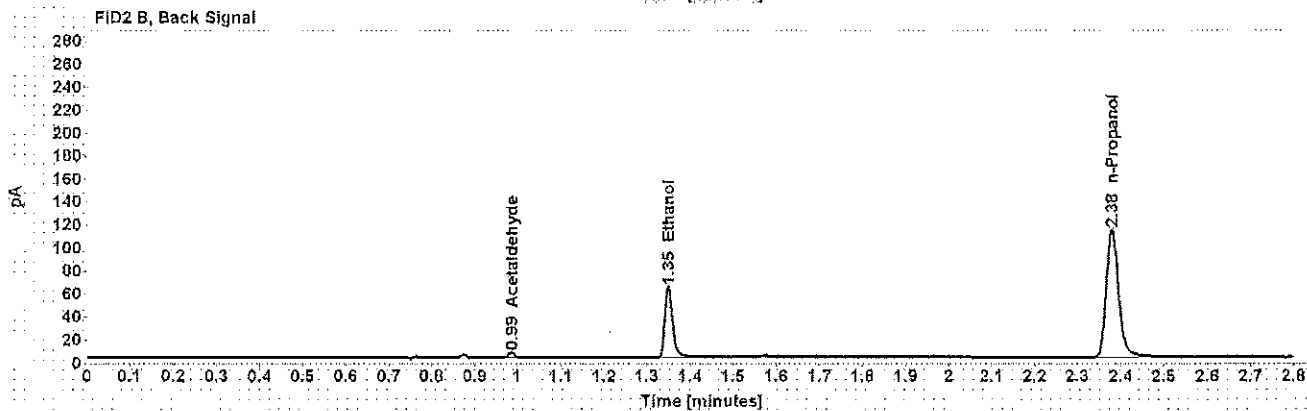
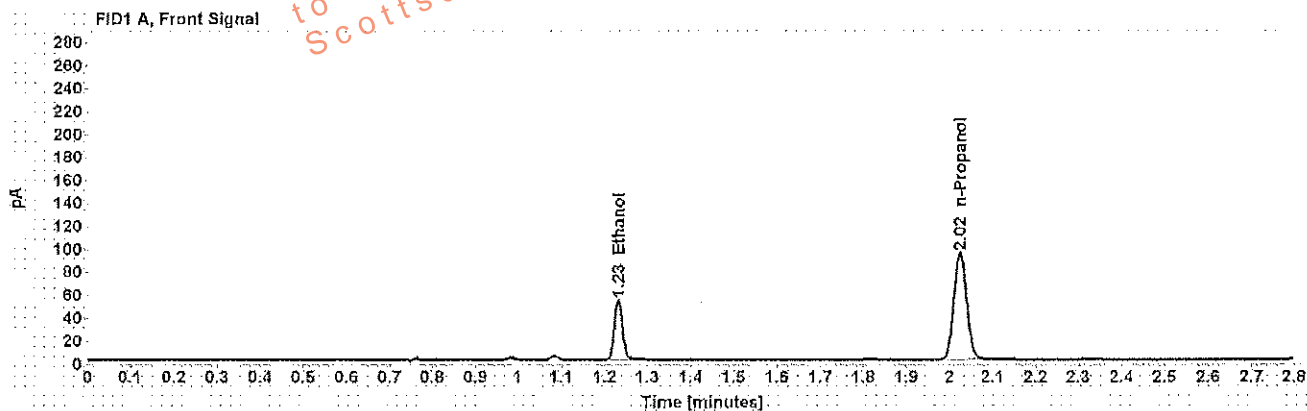


Table 1: FID 1 A (column DB-ALC1)

Compound	Amount (g/100mL)	Time (min)	Peak Area
>Ethanol	0.1013	1.231	67.820
n-Propanol	-----	2.024	190.367

Table 2: FID 2 B (column DB-ALC2)

Compound	Time (min)	Peak Area
Acetaldehyde	0.966	4.226
Ethanol	1.349	78.338
n-Propanol	2.380	220.863

Scottsdale Police Department Crime Lab Volatiles Analysis

Sample: [REDACTED]	Item number: 1170109
Injection date: 9/12/2017 5:02:21 PM	Vial: 50
Method: ethanol quant.M	Sequence: 12Sep17
Instrument: US14173023 CN14160045	Analyst: Adrian
Data file: C:\Chem32\11\Data\12Sep17\50.D	

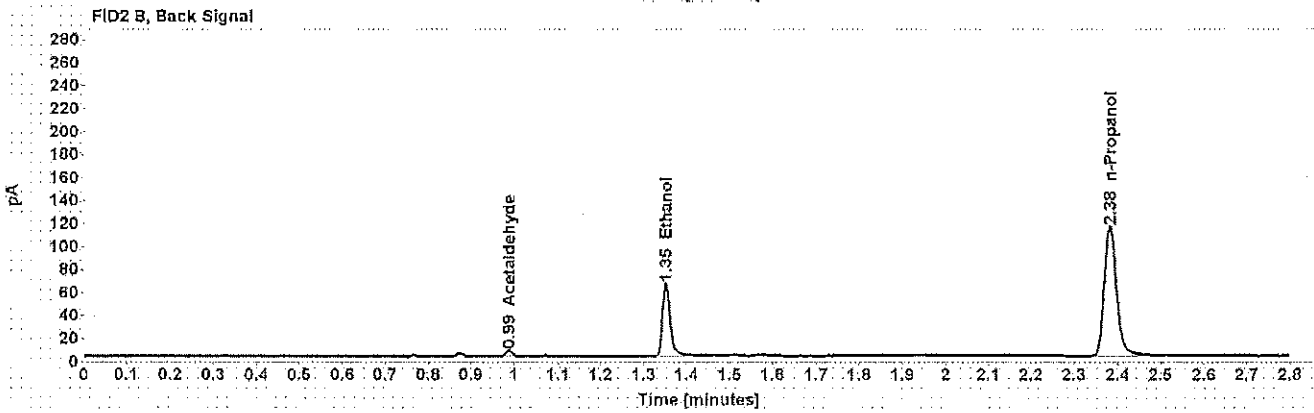
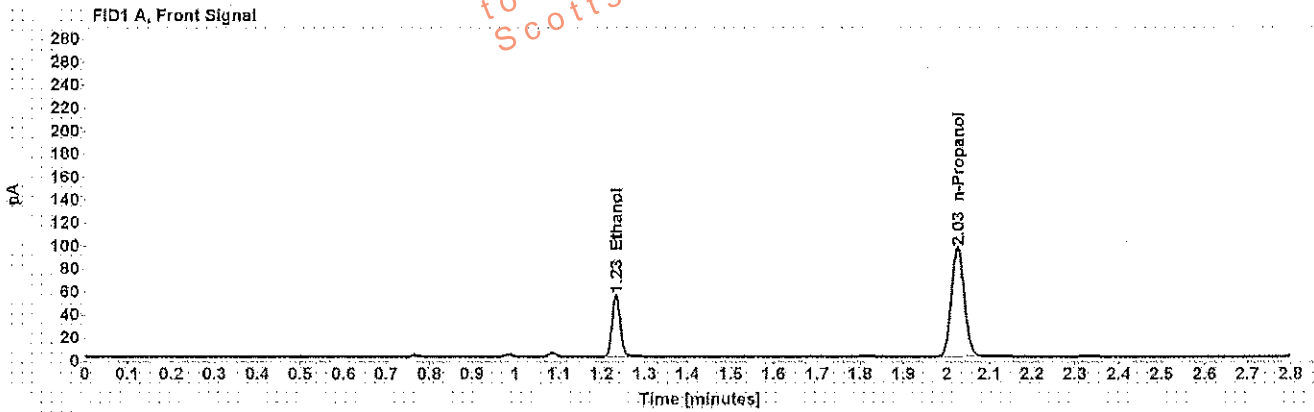


Table 1: FID 1 A (column DB-ALC1)

Compound	Amount (g/100mL)	Time (min)	Peak Area
>Ethanol	0.1025	1.233	69.845
n-Propanol	-----	2.026	193.685

Table 2: FID 2 B (column DB-ALC2)

Compound	Time (min)	Peak Area
Acetaldehyde	0.988	4.147
Ethanol	1.352	81.281
n-Propanol	2.382	225.102

Scottsdale Police Department Crime Lab Volatiles Analysis

Sample: [REDACTED]	Item number: 1169210
Injection date: 9/12/2017 5:06:21 PM	Vial: 51
Method: ethanol quant.M	Sequence: 12Sep17
Instrument: US14173023 CN14160045	Analyst: Adrian
Data file: C:\Chem32\11\Data\12Sep17\51.D	

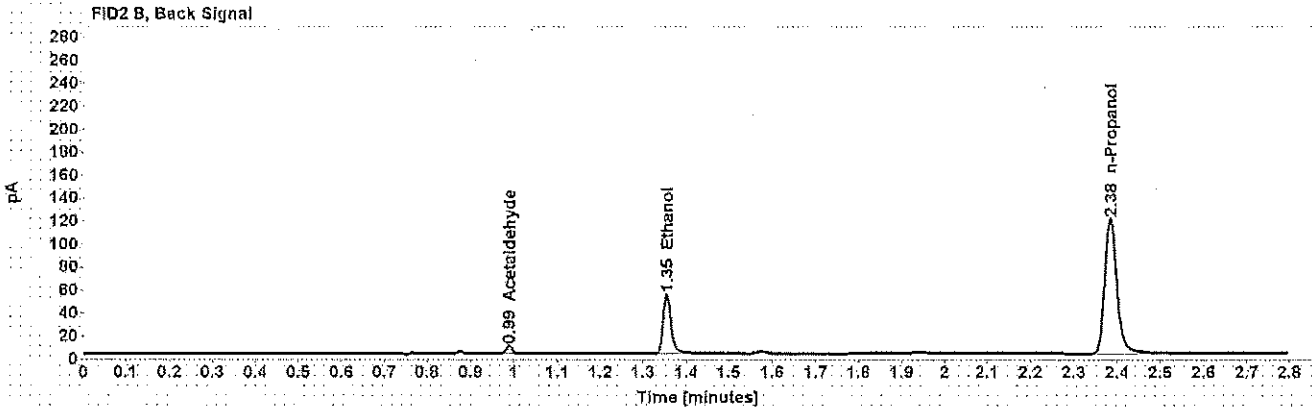
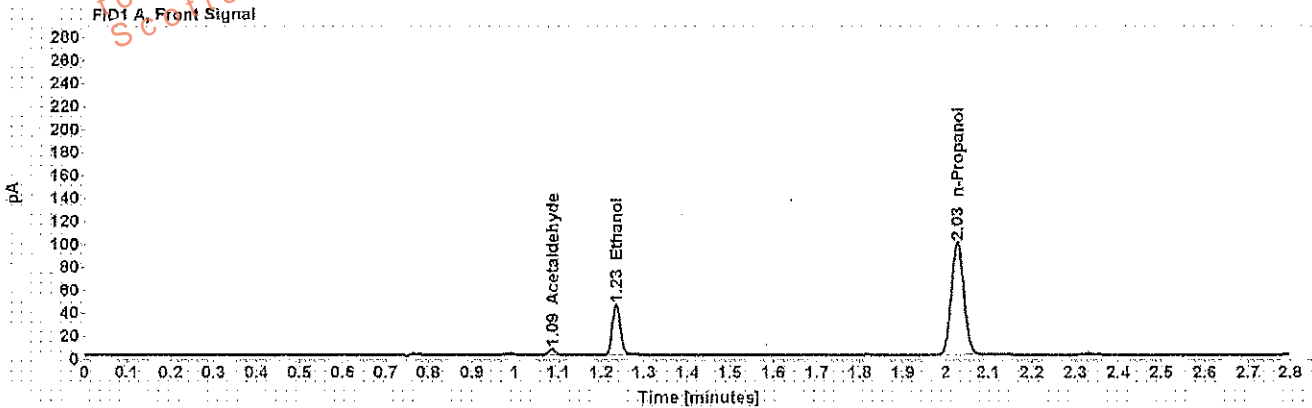


Table 1: FID 1 A (column DB-ALC1)

Compound	Amount (g/100mL)	Time (min)	Peak Area
Acetaldehyde	-----	1.085	5.160
>Ethanol	0.0822	1.235	57.922
n-Propanol	-----	2.027	200.544

Table 2: FID 2 B (column DB-ALC2)

Compound	Time (min)	Peak Area
Acetaldehyde	0.989	6.187
Ethanol	1.355	67.101
n-Propanol	2.364	233.587

Scottsdale Police Department Crime Lab Volatiles Analysis

Sample: [REDACTED]	Item number: 1169210
Injection date: 9/12/2017 5:10:21 PM	Vial: 52
Method: ethanol quant.M	Sequence: 12Sep17
Instrument: US14173023 CN14160045	Analyst: Adrian
Data file: C:\Chem3211\Data\12Sep17\52.D	

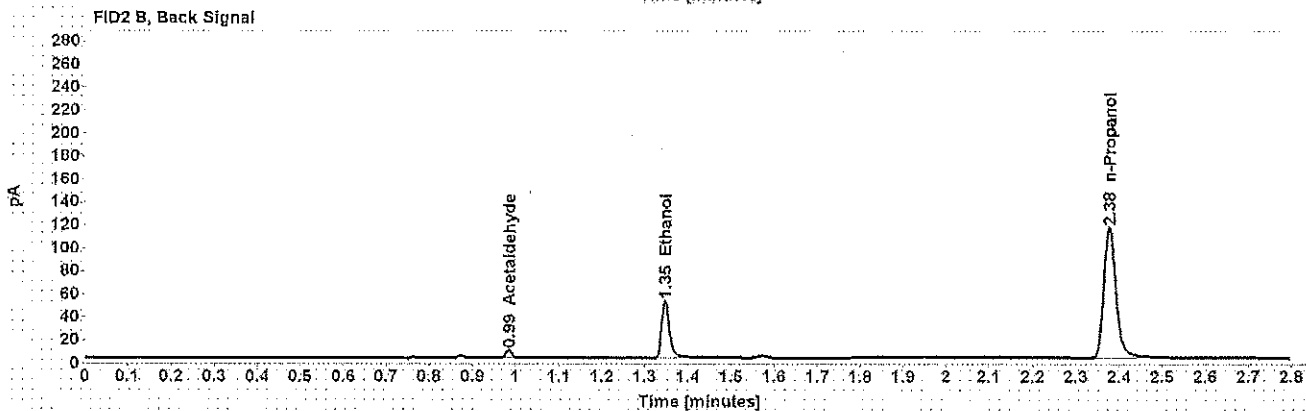
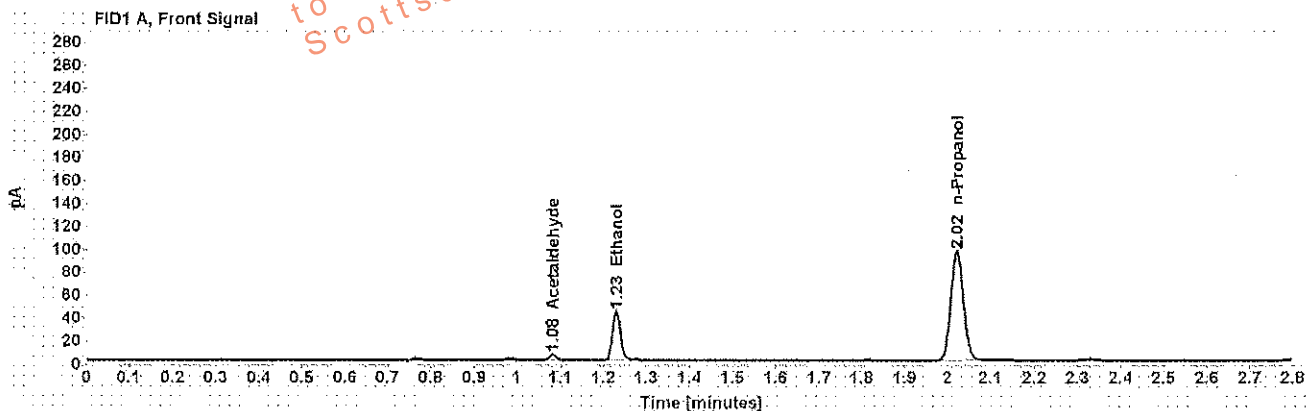


Table 1: FID 1 A (column DB-ALC1)

Compound	Amount (g/100mL)	Time (min)	Peak Area
Acetaldehyde	-----	1.082	5.165
>Ethanol	0.0804	1.230	54.899
n-Propanol	-----	2.022	194.322

Table 2: FID 2 B (column DB-ALC2)

Compound	Time (min)	Peak Area
Acetaldehyde	0.985	6.173
Ethanol	1.347	62.226
n-Propanol	2.378	225.552

Scottsdale Police Department Crime Lab Volatiles Analysis

Sample: [REDACTED]	Item number: 1168891
Injection date: 9/12/2017 5:18:21 PM	Vial: 54
Method: ethanol quant.M	Sequence: 12Sep17
Instrument: US14173023 CN14160045	Analyst: Adrian
Data file: C:\Chem32\1\Data\12Sep17\54.D	

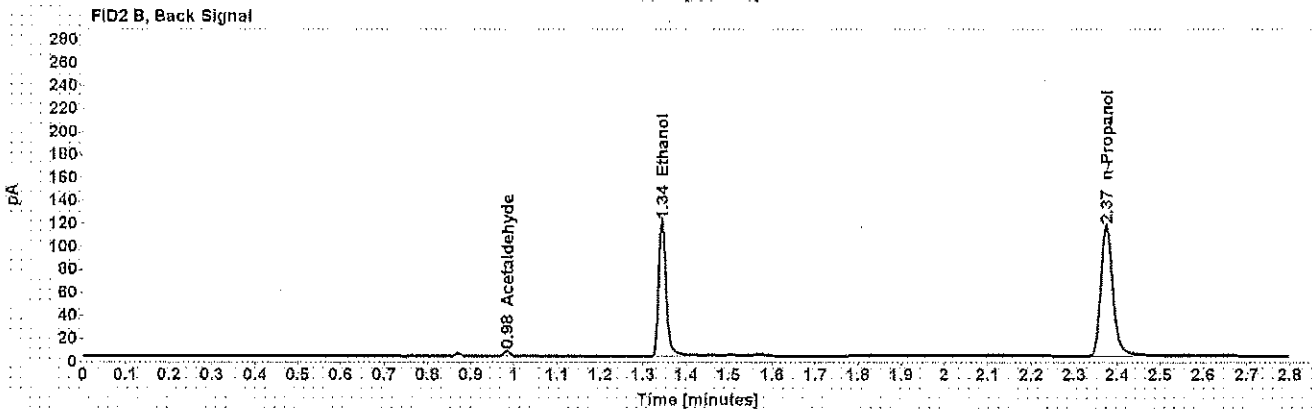
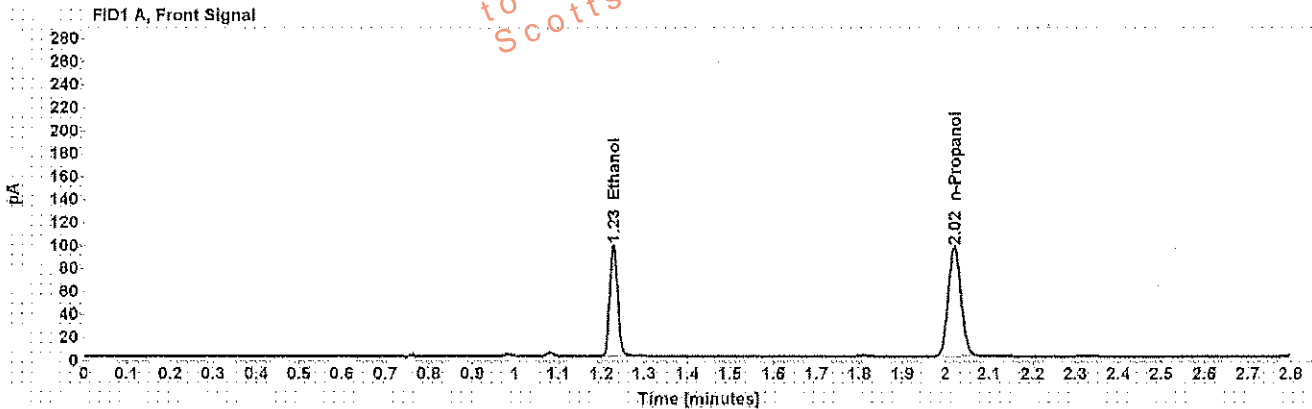


Table 1: FID 1 A (column DB-ALC1)

Compound	Amount (g/100mL)	Time (min)	Peak Area
>Ethanol	0.1829	1.228	125.378
n-Propanol	-----	2.021	194.455

Table 2: FID 2 B (column DB-ALC2)

Compound	Time (min)	Peak Area
Acetaldehyde	0.984	3.983
Ethanol	1.343	146.480
n-Propanol	2.375	225.746

Scottsdale Police Department Crime Lab Volatiles Analysis

Sample: [REDACTED]	Item number: 1168891
Injection date: 9/12/2017 5:22:37 PM	Vial: 55
Method: ethanol quant.M	Sequence: 12Sep17
Instrument: US14173023.CN14160045	Analyst: Adrian
Data file: C:\Chem32\11\Data\12Sep17\55.D	

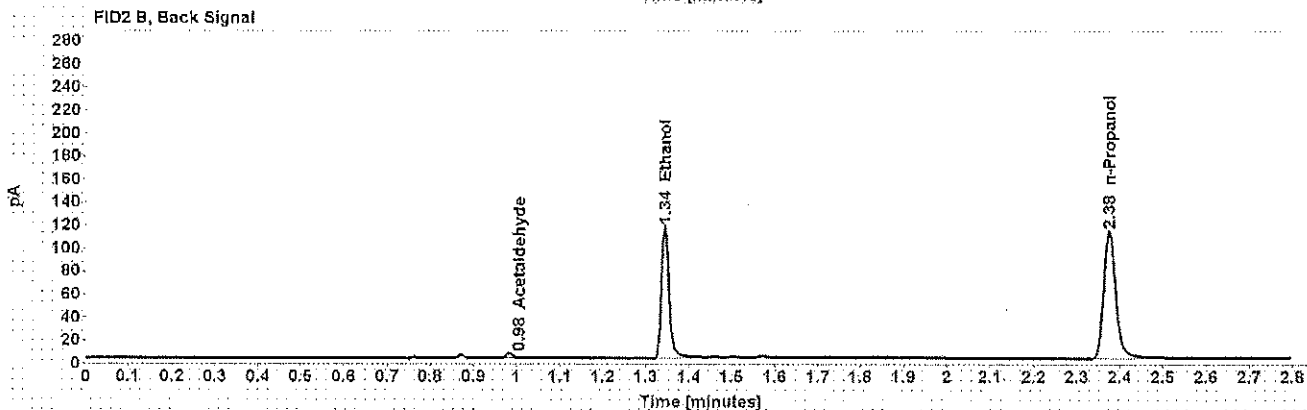
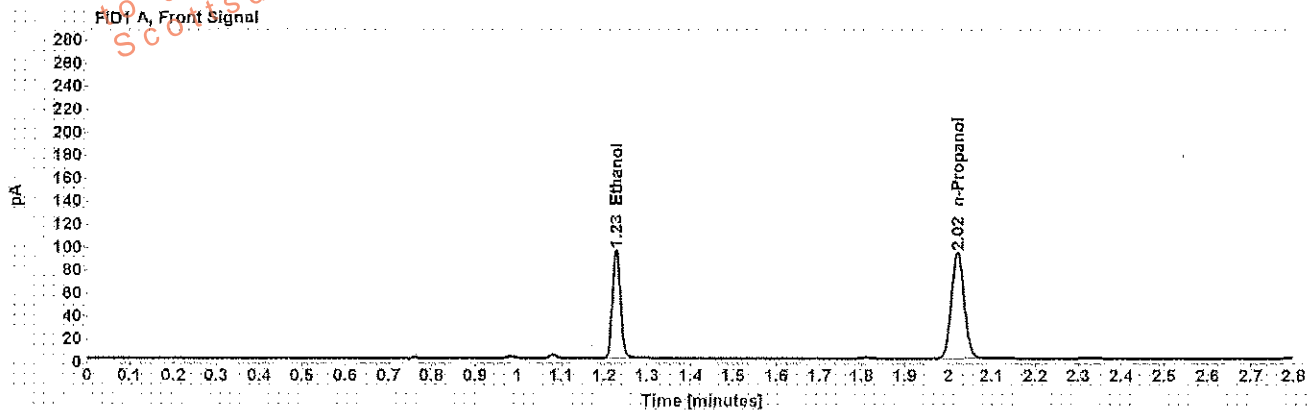


Table 1: FID 1 A (column DB-ALC1)

Compound	Amount (g/100mL)	Time (min)	Peak Area
>Ethanol	0.1829	1.228	122.208
n-Propanol	-----	2.021	189.513

Table 2: FID 2 B (column DB-ALC2)

Compound	Time (min)	Peak Area
Acetaldehyde	0.984	3.913
Ethanol	1.344	142.492
n-Propanol	2.375	220.619

Scottsdale Police Department Crime Lab Volatiles Analysis

Sample: [REDACTED]	Item number: 1172169
Injection date: 9/12/2017 5:26:36 PM	Vial: 56
Method: ethanol quant.M	Sequence: 12Sep17
Instrument: US14173023 CN14160045	Analyst: Adrian
Data file: C:\Chem32\11Data\12Sep17\56.D	

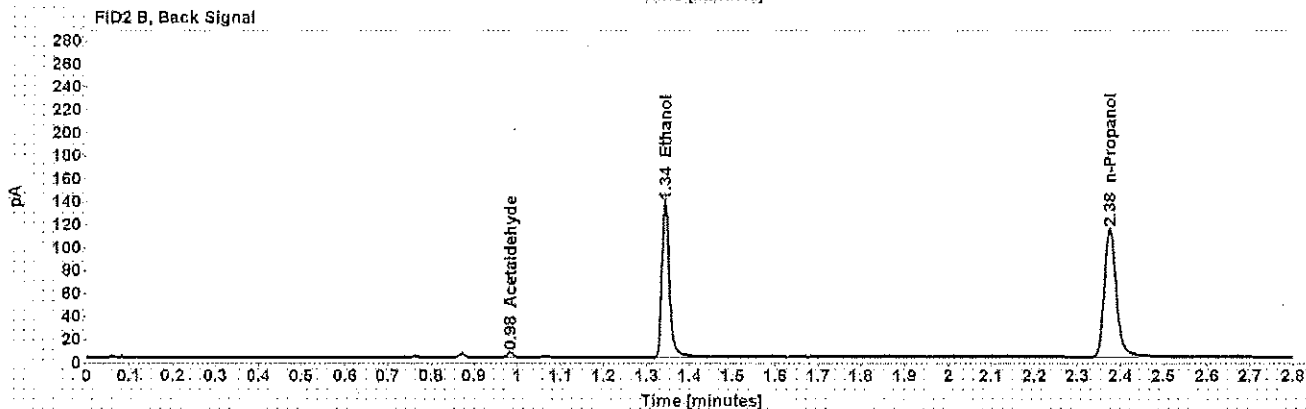
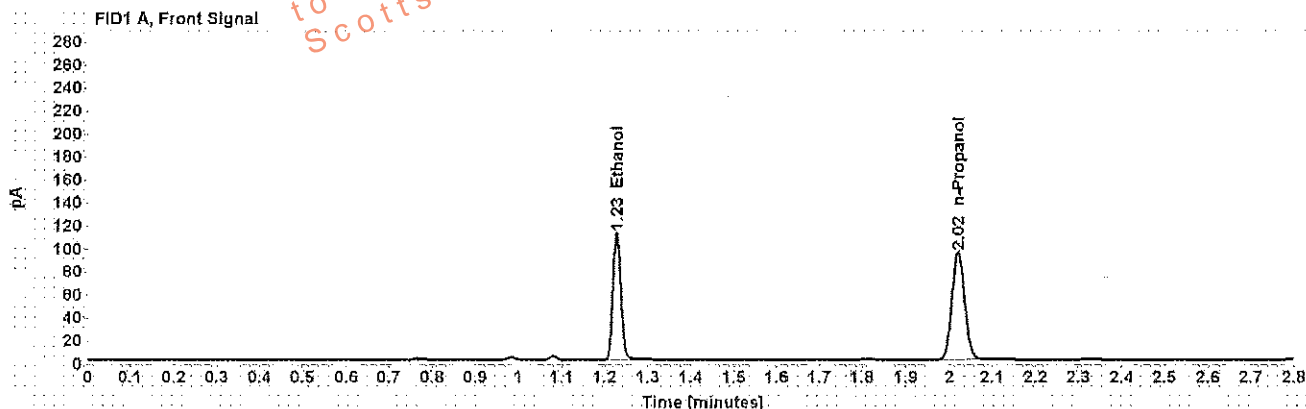


Table 1: FID 1 A (column DB-ALC1)

Compound	Amount (g/100mL)	Time (min)	Peak Area
>Ethanol	0.2117	1.228	143.147
n-Propanol	-----	2.021	191.735

Table 2: FID 2 B (column DB-ALC2)

Compound	Time (min)	Peak Area
Acetaldehyde	0.984	3.922
Ethanol	1.343	167.384
n-Propanol	2.375	222.716

Scottsdale Police Department Crime Lab Volatiles Analysis

Sample: [REDACTED]	Item number: 1172169
Injection date: 9/12/2017 5:30:36 PM	Vial: 57
Method: ethanol quant.M	Sequence: 12Sep17
Instrument: US14173023 CN14160045	Analyst: Adrian
Data file: C:\Chem32\11\Data\12Sep17\57.D	

Dissemination is restricted to Criminal Justice Agencies and authorized personnel only. Dissemination to unauthorized agencies is PROHIBITED.
 Scottsdale City Prosecutor

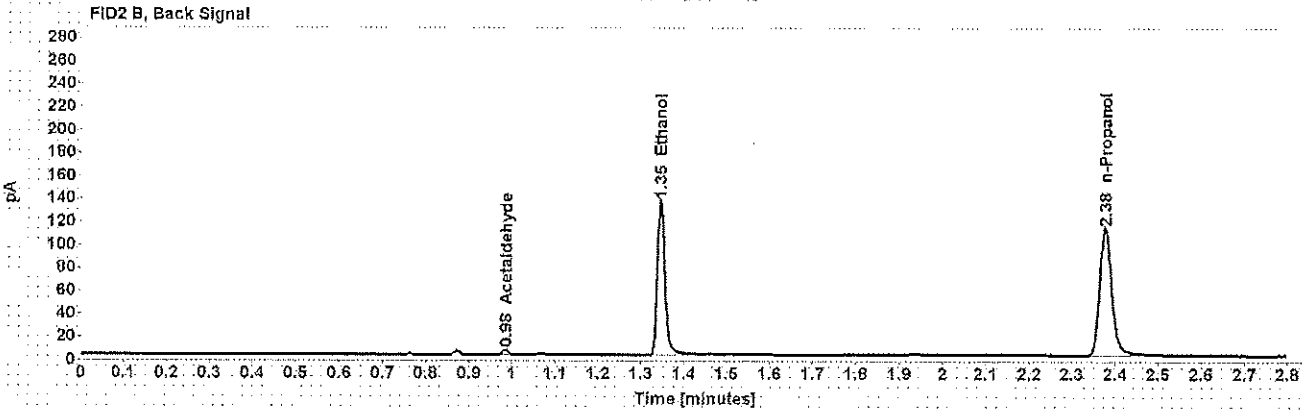
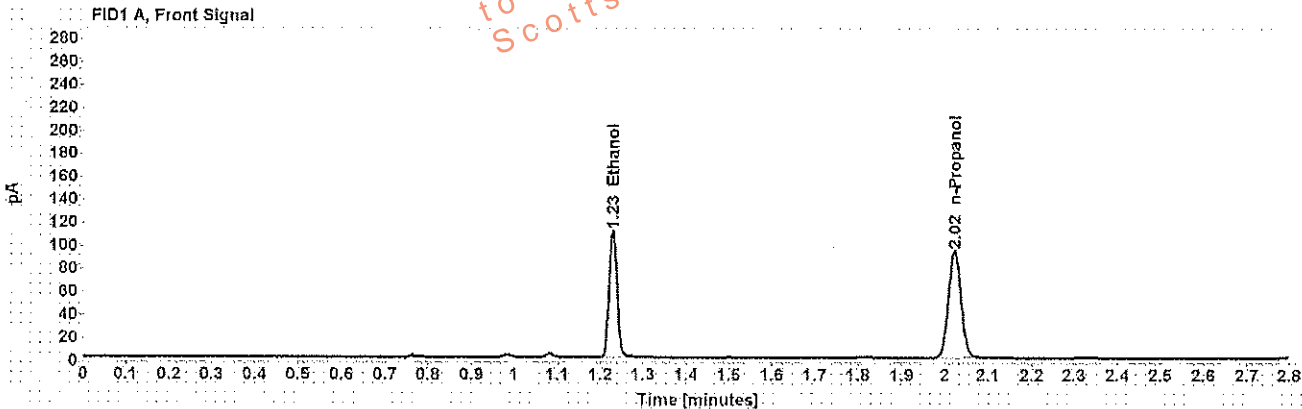


Table 1: FID 1 A (column DB-ALC1)

Compound	Amount (g/100mL)	Time (min)	Peak Area
>Ethanol	0.2120	1.229	142.347
n-Propanol	-----	2.022	190.377

Table 2: FID 2 B (column DB-ALC2)

Compound	Time (min)	Peak Area
Acetaldehyde	0.985	3.874
Ethanol	1.346	166.522
n-Propanol	2.377	220.596