

SCOTTSDALE POLICE DEPARTMENT CRIME LABORATORY BLOOD ALCOHOL FACE SHEET

ANALYSIS DATE 7/27/2017 SEQUENCE NAME 27Jul17

EQUIPMENT

Pipettor Hamilton ML600EH7497 Hamilton ML600GJ10749
 Gas Chromatograph Agilent US14173023

INSTRUMENT CALIBRATION

Vial 1 0.02 calibrator Lot FN03241604 Coefficient of determination (r^2)
 Vial 2 0.10 calibrator Lot FN06181501 0.99996
 Vial 3 0.20 calibrator Lot FN07201502
 Vial 4 0.40 calibrator Lot FN11191402

CALIBRATION VERIFICATION AND RESOLUTION TEST

Vial	Sample	Expected result	Measured result	Manufacturer/lot
5	Blank	Not detected	Not detected	SPD lab 062217
6	Volatiles mixture	6 compounds	6 compounds	SPD lab 020917WLA
7	Aqueous control	0.400 g/dL	0.402 g/dL	Lipomed 08012015-C
8	Aqueous control	0.040 g/dL	0.040 g/dL	Lipomed 09022015-A
9	Blood control	0.200 g/dL	0.201 g/dL	ACQ 407041529/3
20	Aqueous control	0.080 g/dL	0.081 g/dL	Lipomed 28082014-B
31	Aqueous control	0.150 g/dL	0.153 g/dL	Lipomed 09022015-C
42	Blood control	0.200 g/dL	0.202 g/dL	ACQ 407041529/3
53	Aqueous control	0.080 g/dL	0.080 g/dL	Lipomed 28082014-B
58	Aqueous control	0.400 g/dL	0.408 g/dL	Lipomed 08012015-C
59	Aqueous control	0.040 g/dL	0.041 g/dL	Lipomed 09022015-A
60	Blood control	0.200 g/dL	0.202 g/dL	ACQ 407041529/3
61	Blank	Not detected	Not detected	SPD lab 062217

SUBJECT SAMPLES

Subjects in the sequence 22 Subjects requiring reanalysis 0

ADDITIONAL NOTES: All testing proceeded as expected.

Run valid
 Run invalid WA B1570 7/27/17
 Analyst

Run valid
 Run invalid KOSECKI 8/1/17
 Technical Reviewer

Scottsdale Police Department Crime Laboratory Sequence Quality Assurance Summary

WA

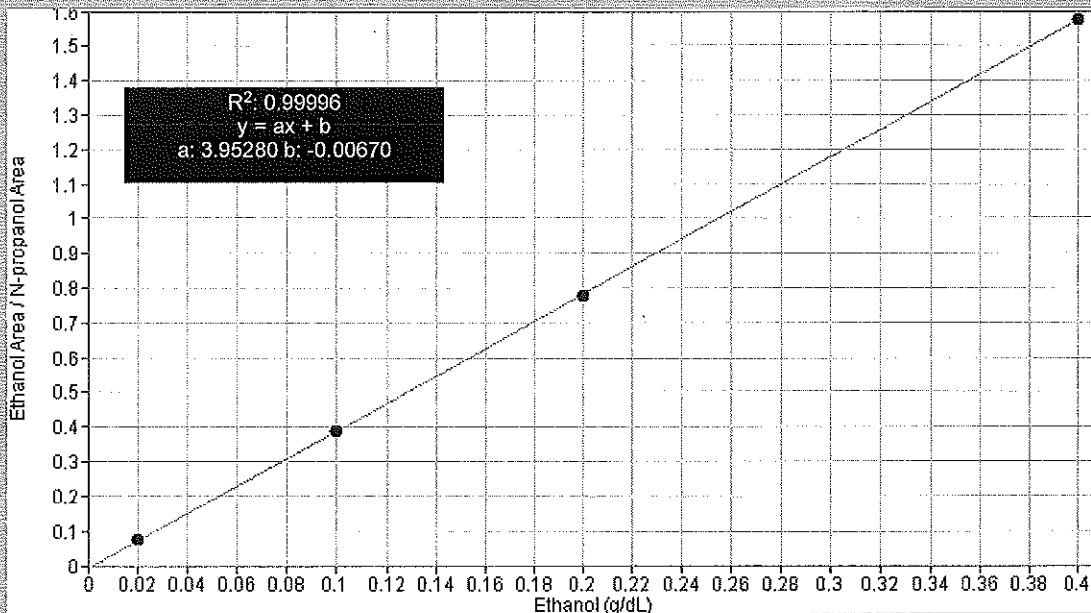
SEQUENCE NAME: 27Jul17

ANALYST: Adrian

Sample Name	Vial	Measured Value (g/dL)	Expected Value (g/dL)	Percent Difference	Absolute Difference (g/dL)
blank 062217	5	negative	negative	-	-
0.400 Lipomed 08012015-C	7	0.402	0.400	0.50	0.002
0.040 Lipomed 09022015-A	8	0.040	0.040	0.00	0.000
0.20 ACQ 407041529/3	9	0.201	0.200	0.50	0.001
0.080 Lipomed 28082014-B	20	0.081	0.080	1.25	0.001
0.150 Lipomed 09022015-C	31	0.153	0.150	2.00	0.003
0.20 ACQ 407041529/3	42	0.202	0.200	1.00	0.002
0.080 Lipomed 28082014-B	53	0.080	0.080	0.00	0.000
0.40 Lipomed 08012015-C	58	0.408	0.400	2.00	0.008
0.04 Lipomed 09022015-A	59	0.041	0.040	2.50	0.001
0.20 ACQ 407041529/3	60	0.202	0.200	1.00	0.002
blank 062217	61	negative	negative	-	-

Calibrator	Ethanol Area	N-propanol Area	Ratio
0.020	12.350	163.141	0.076
0.100	63.254	163.130	0.388
0.200	127.726	164.015	0.779
0.400	257.474	163.267	1.577

Calibration Line



Scottsdale Police Department Crime Lab Volatiles Analysis

Sample:	0.020 Cerilliant FN03241604	Item number:	1
Injection date:	7/27/2017 1:18:39 PM	Vial:	1
Method:	ethanol quant.M	Sequence:	27Jul17
Instrument:	US14173023 CN14160045	Analyst:	Adrian
Data file:	C:\Chem32\1\Data\27Jul17\1.D		

Dissemination is restricted to Criminal Justice Agencies and Authorized Non-C.J. Agencies ONLY. Secondary dissemination to unauthorized agencies is PROHIBITED.
 Scottsdale City Prosecutor

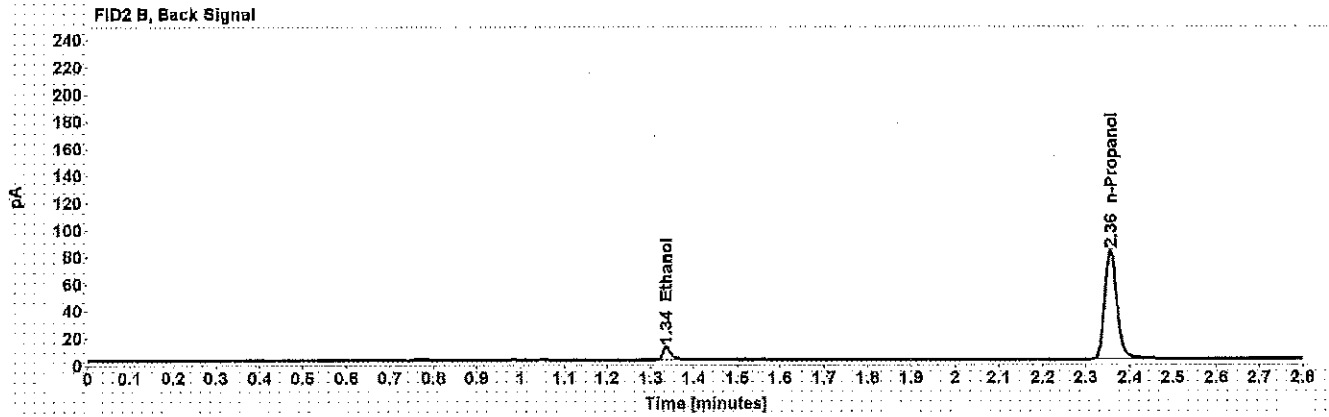
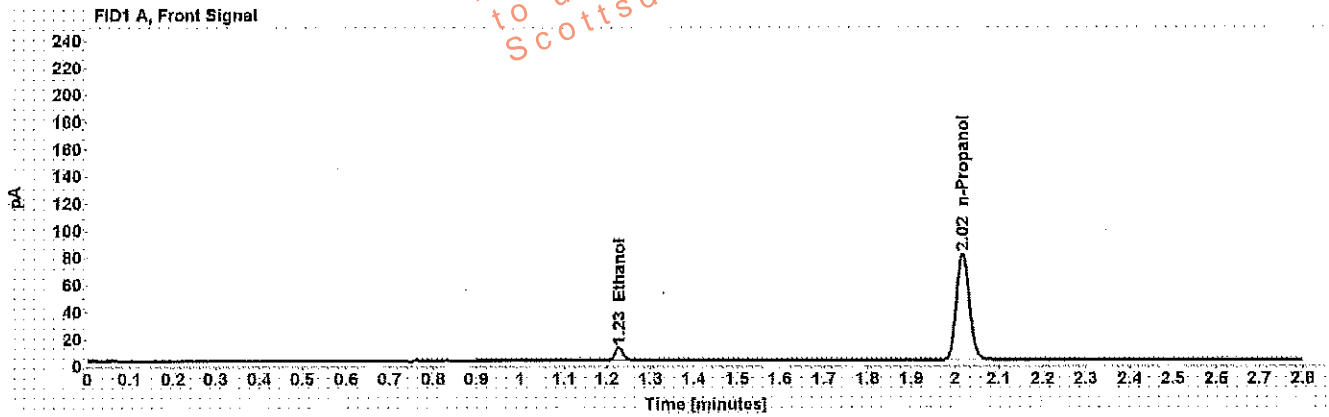


Table 1: FID 1 A (column DB-ALC1)

Compound	Time (min)	Peak Area
Ethanol	1.228	12.350
n-Propanol	2.018	163.141

Table 2: FID 2 B (column DB-ALC2)

Compound	Time (min)	Peak Area
Ethanol	1.336	12.120
n-Propanol	2.356	157.565

Scottsdale Police Department Crime Lab Volatiles Analysis

WA

Sample: 0.100 Cerilliant FN06181501	Item number:
Injection date: 7/27/2017 1:22:39 PM	Vial: 2
Method: ethanol quant.M	Sequence: 27Jul17
Instrument: US14173023 CN14160045	Analyst: Adrian
Data file: C:\Chem32\1\Data\27Jul17\2.D	

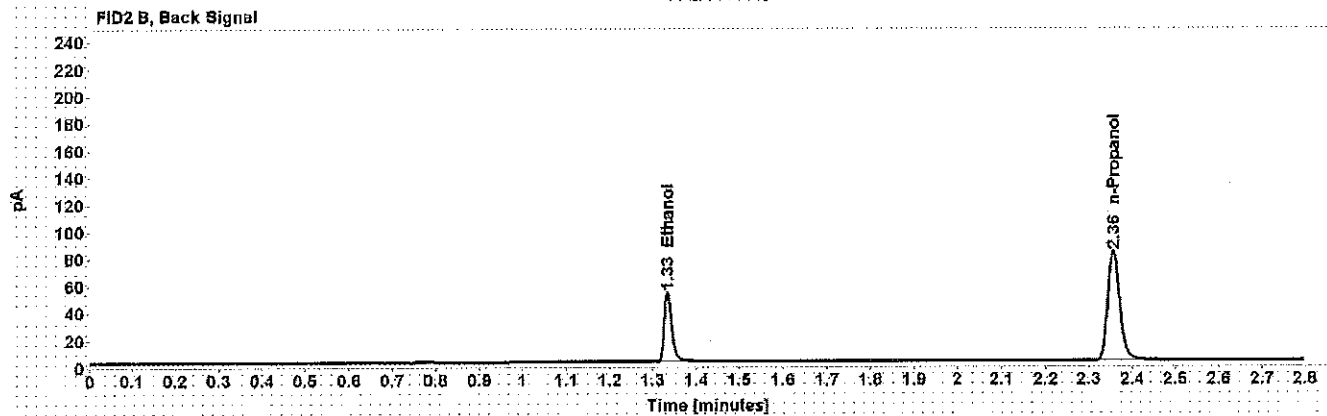
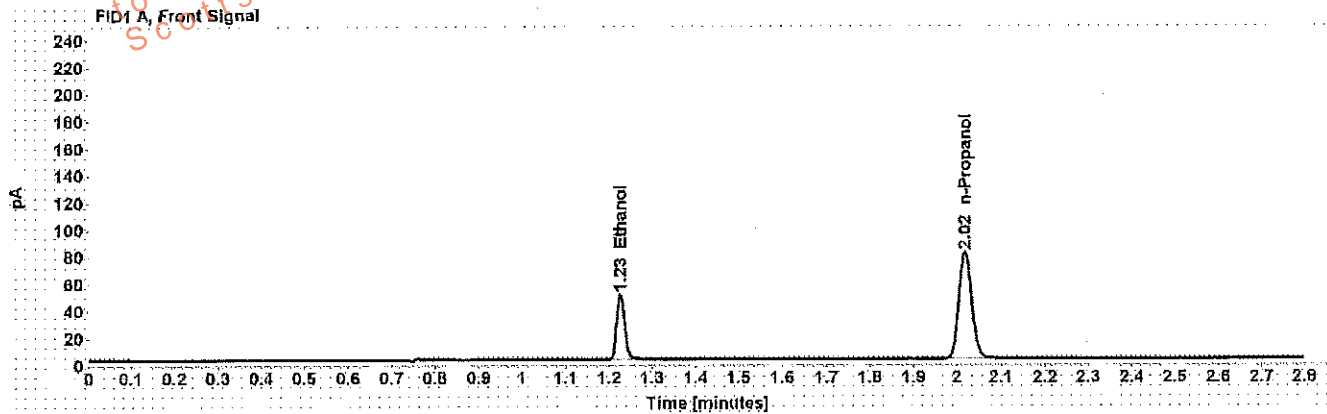


Table 1: FID 1 A (column DB-ALC1)

Compound	Time (min)	Peak Area
Ethanol	1.227	63.254
n-Propanol	2.018	163.130

Table 2: FID 2 B (column DB-ALC2)

Compound	Time (min)	Peak Area
Ethanol	1.334	63.533
n-Propanol	2.356	156.917

Scottsdale Police Department Crime Lab Volatiles Analysis

WA

Sample: 0.200 Cerilliant FN07201502	Item number:
Injection date: 7/27/2017 1:26:39 PM	Vial: 3
Method: ethanol quant.M	Sequence: 27Jul17
Instrument: US14173023-CN14160045	Analyst: Adrian
Data file: C:\Chem3211\Data\27Jul17\3.D	

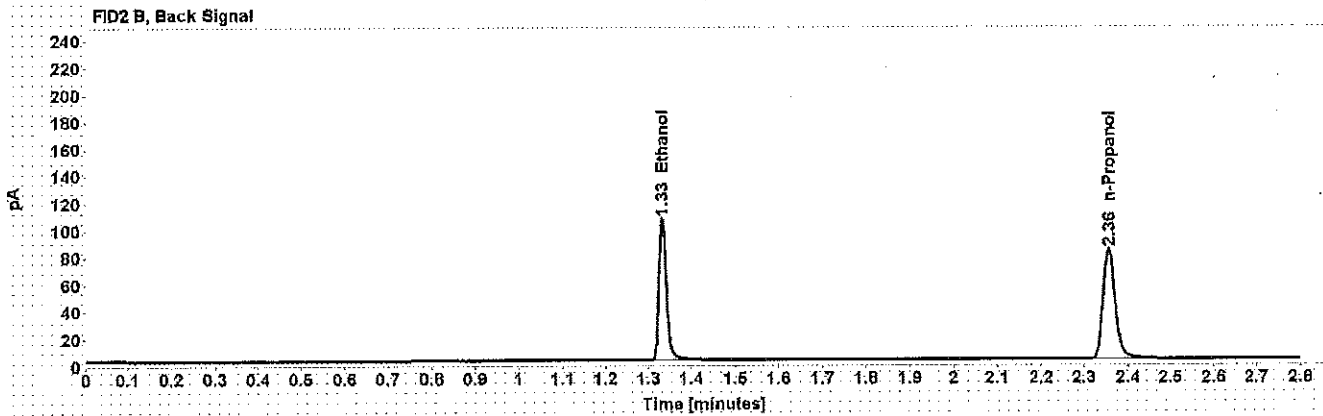
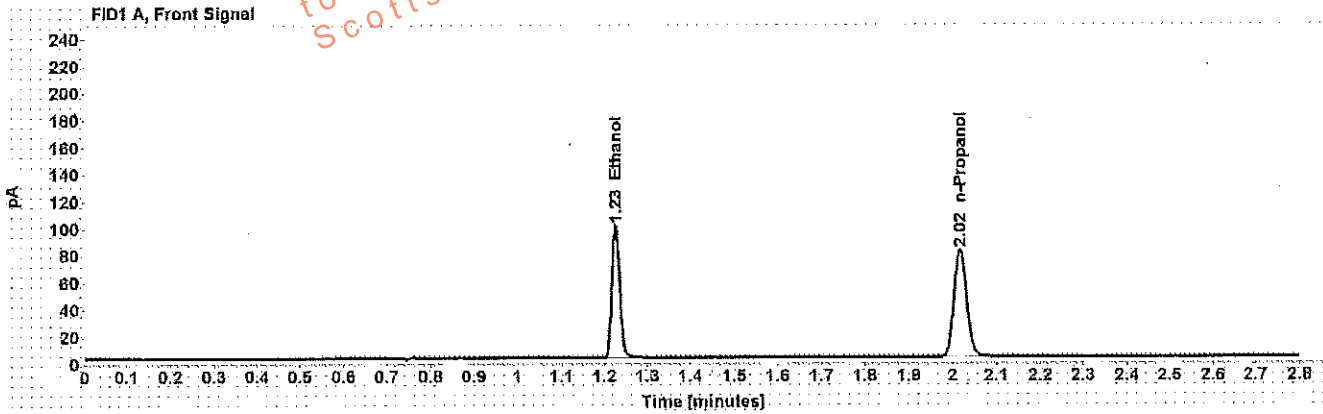


Table 1: FID 1 A (column DB-ALC1)

Compound	Time (min)	Peak Area
Ethanol	1.226	127.726
n-Propanol	2.016	164.015

Table 2: FID 2 B (column DB-ALC2)

Compound	Time (min)	Peak Area
Ethanol	1.332	129.503
n-Propanol	2.356	159.141

Scottsdale Police Department Crime Lab Volatiles Analysis

Sample: 0.400 Cerilliant FN11191402	Item number: 4
Injection date: 7/27/2017 1:30:40 PM	Vial: 4
Method: ethanol quant.M	Sequence: 27Jul17
Instrument: US14173023 CN14160045	Analyst: Adrian
Data file: C:\Chem32\1\Data\27Jul17\4.D	

Dissemination is restricted to Criminal Justice Agencies and authorized personnel only. Secondary dissemination to unauthorized agencies is PROHIBITED. Scottsdale City Prosecutor

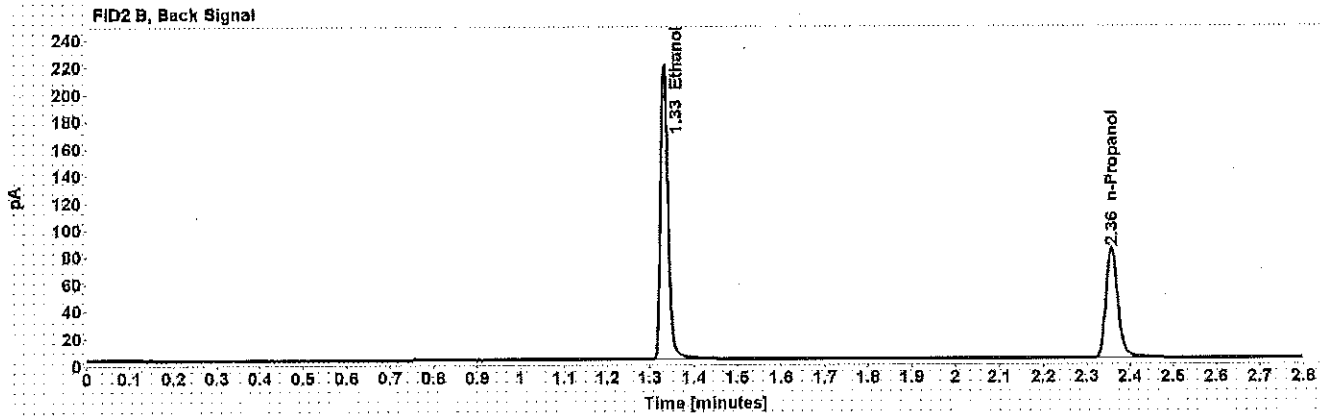
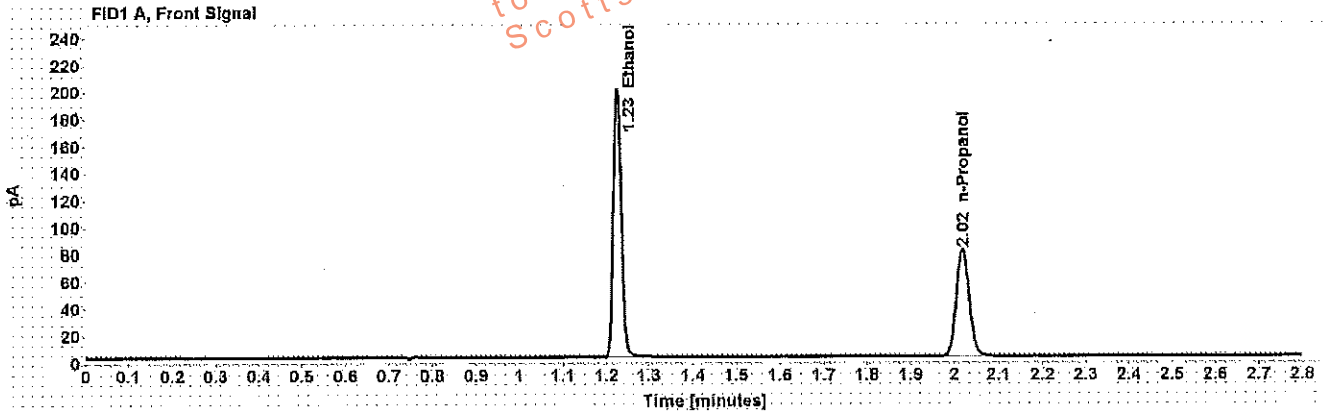


Table 1: FID 1 A (column DB-ALC1)

Compound	Time (min)	Peak Area
Ethanol	1.226	257.474
n-Propanol	2.019	163.267

Table 2: FID 2 B (column DB-ALC2)

Compound	Time (min)	Peak Area
Ethanol	1.333	263.294
n-Propanol	2.357	159.170

Scottsdale Police Department Crime Lab Volatiles Analysis

WA

Sample:	blank 062217	Item number:	
Injection date:	7/27/2017 1:34:39 PM	Vial:	5
Method:	ethanol quant.M	Sequence:	27Jul17
Instrument:	US14173023 CN14160045	Analyst:	Adrian
Data file:	C:\Chem321\1\Data\27Jul17\5.D		

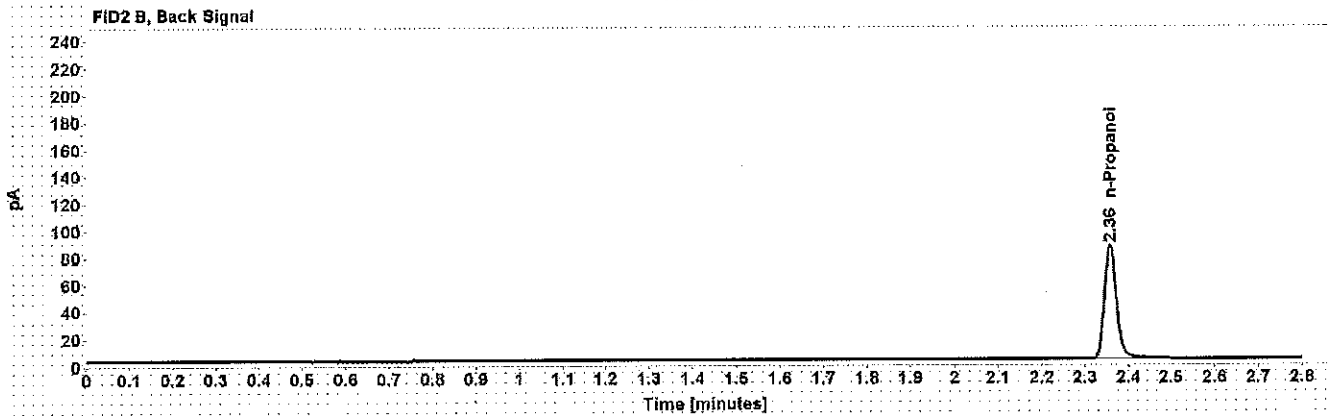
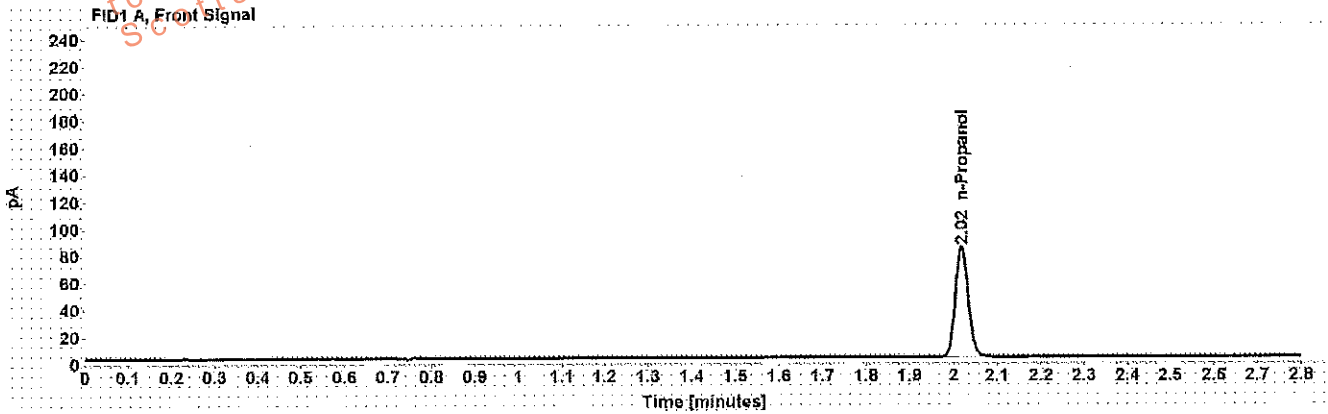


Table 1: FID 1 A (column DB-ALC1)

Compound	Amount (g/100mL)	Time (min)	Peak Area
n-Propanol	-----	2.019	168.207

Table 2: FID 2 B (column DB-ALC2)

Compound	Time (min)	Peak Area
n-Propanol	2.357	163.912

Scottsdale Police Department Crime Lab Volatiles Analysis

WA

Sample: volatiles mix 020917 WLA	Item number:
Injection date: 7/27/2017 1:38:40 PM	Vial: 6
Method: ethanol quant.M	Sequence: 27Jul17
Instrument: US14173023-CN14160045	Analyst: Adrian
Data file: C:\Chem32\11\Data\27Jul17\6.D	

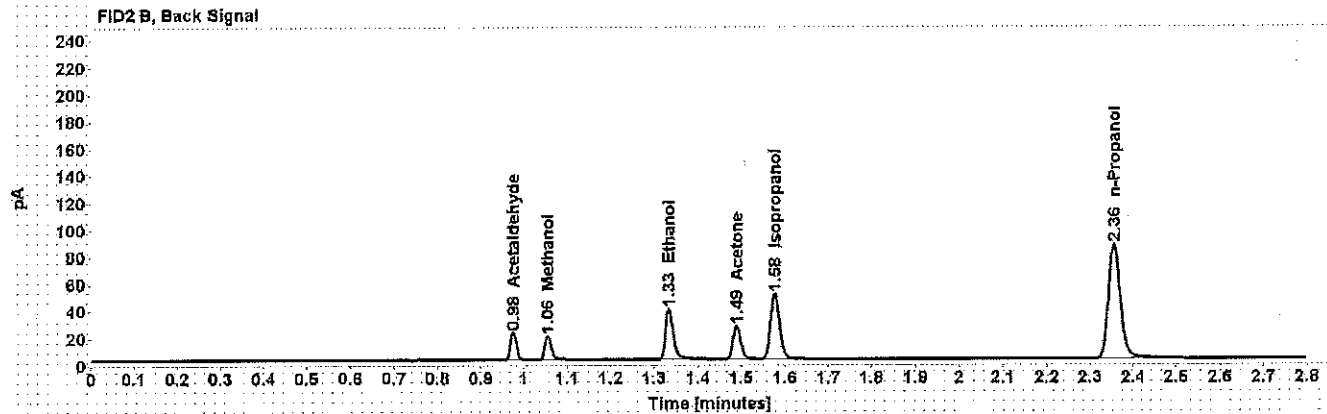
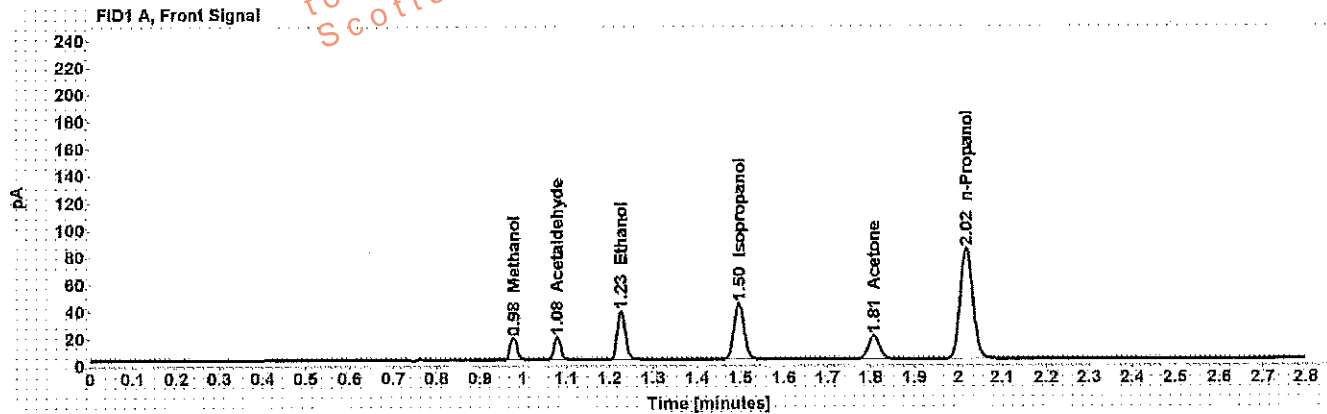


Table 1: FID 1 A (column DB-ALC1)

Compound	Amount (g/100mL)	Time (min)	Peak Area
Methanol	-----	0.978	18.559
Acetaldehyde	-----	1.079	18.595
>Ethanol	0.0720	1.226	46.878
Isopropanol	-----	1.496	68.704
Acetone	-----	1.807	31.261
n-Propanol	-----	2.018	168.786

Table 2: FID 2 B (column DB-ALC2)

Compound	Time (min)	Peak Area
Acetaldehyde	0.975	19.830
Methanol	1.055	18.931
Ethanol	1.334	46.828
Acetone	1.489	30.696
Isopropanol	1.577	70.577
n-Propanol	2.358	164.582

Scottsdale Police Department Crime Lab Volatiles Analysis

Sample: 0.400 Lipomed 08012015-C	Item number: WA
Injection date: 7/27/2017 1:42:54 PM	Vial: 7
Method: ethanol quant.M	Sequence: 27Jul17
Instrument: US14173023 CN14160045	Analyst: Adrian
Data file: C:\Chem321\Data\27Jul17\7.D	

Dissemination is restricted to Criminal Justice Agencies and authorized personnel only. Secondary dissemination to unauthorized agencies is PROHIBITED.
 Scottsdale City Prosecutor

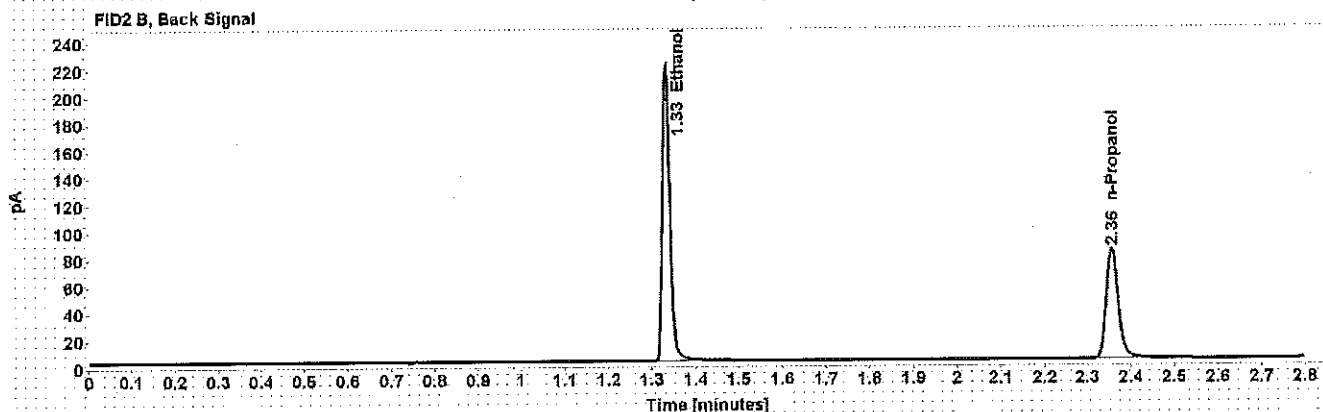
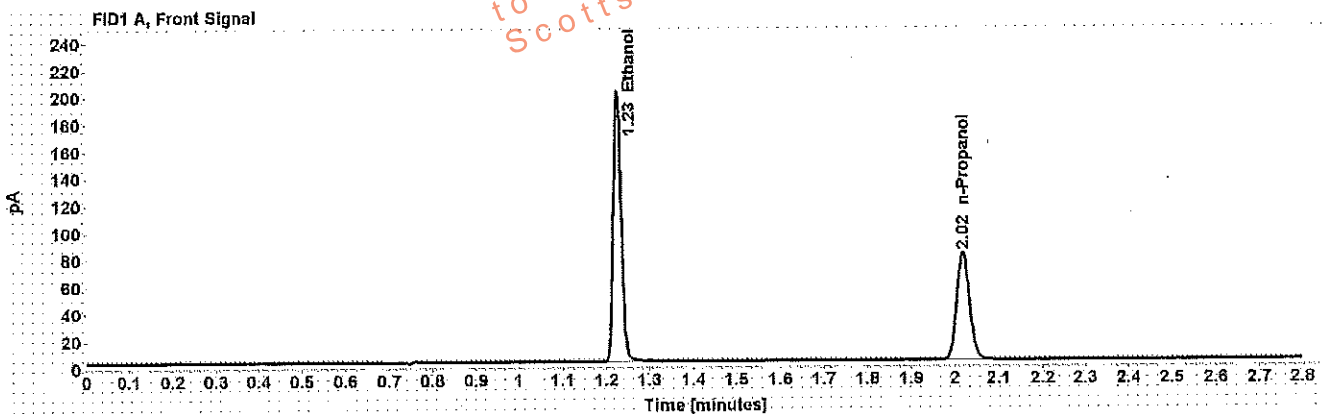


Table 1: FID 1 A (column DB-ALC1)

Compound	Amount (g/100mL)	Time (min)	Peak Area
>Ethanol	0.4020	1.226	259.306
n-Propanol	-----	2.018	163.885

Table 2: FID 2 B (column DB-ALC2)

Compound	Time (min)	Peak Area
Ethanol	1.333	265.521
n-Propanol	2.356	159.322

Scottsdale Police Department Crime Lab Volatiles Analysis

WA

Sample: 0.040 Lipomed 09022015-A	Item number:
Injection date: 7/27/2017 1:46:54 PM	Vial: 8
Method: ethanol quant.M	Sequence: 27Jul17
Instrument: US14173023 CN14160045	Analyst: Adrian
Data file: C:\Chem32\1\Data\27Jul17\8.D	

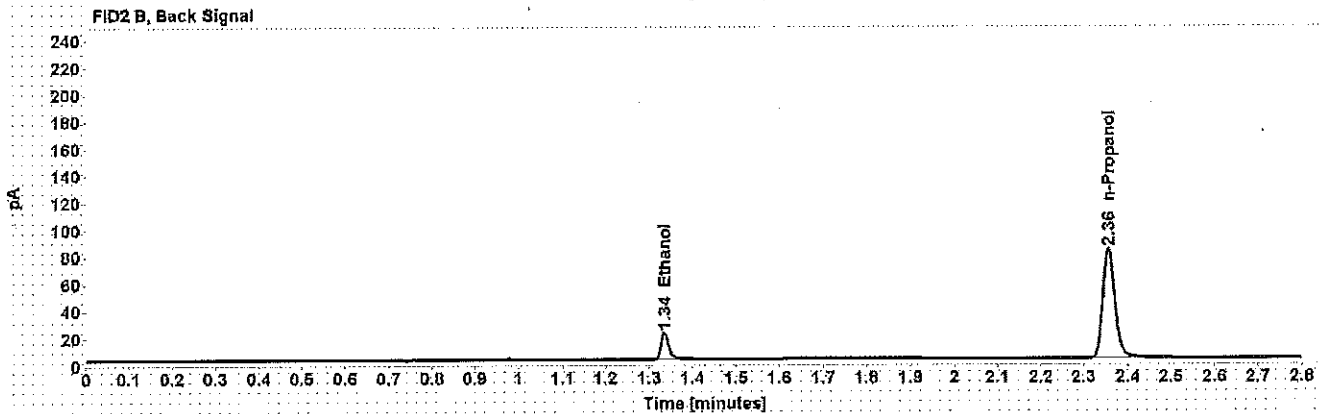
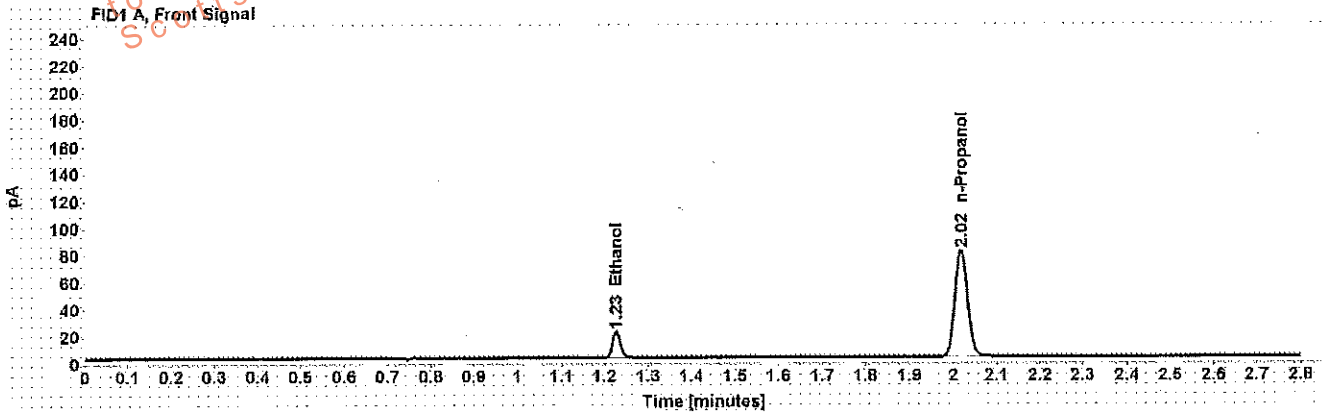


Table 1: FID 1 A (column DB-ALC1)

Compound	Amount (g/100mL)	Time (min)	Peak Area
>Ethanol	0.0407	1.227	25.106
n-Propanol	-----	2.018	162.649

Table 2: FID 2 B (column DB-ALC2)

Compound	Time (min)	Peak Area
Ethanol	1.335	24.801
n-Propanol	2.356	158.179

Scottsdale Police Department Crime Lab Volatiles Analysis

WA

Sample: 0.20 ACQ 407041529/3	Item number:
Injection date: 7/27/2017 1:50:54 PM	Vial: 9
Method: ethanol quant.M	Sequence: 27Jul17
Instrument: US14173023.CN14160045	Analyst: Adrian
Data file: C:\Chem32\11\Data\27Jul17\9.D	

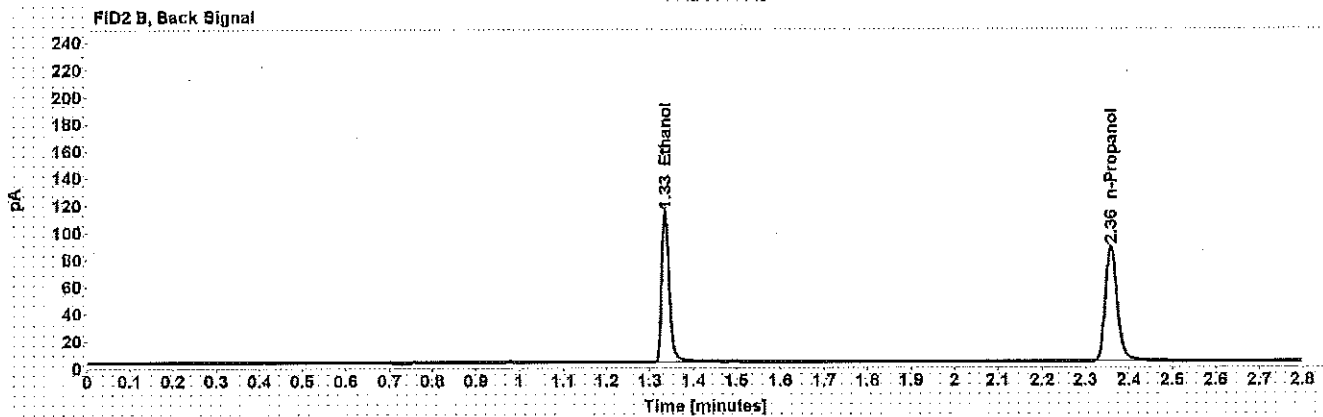
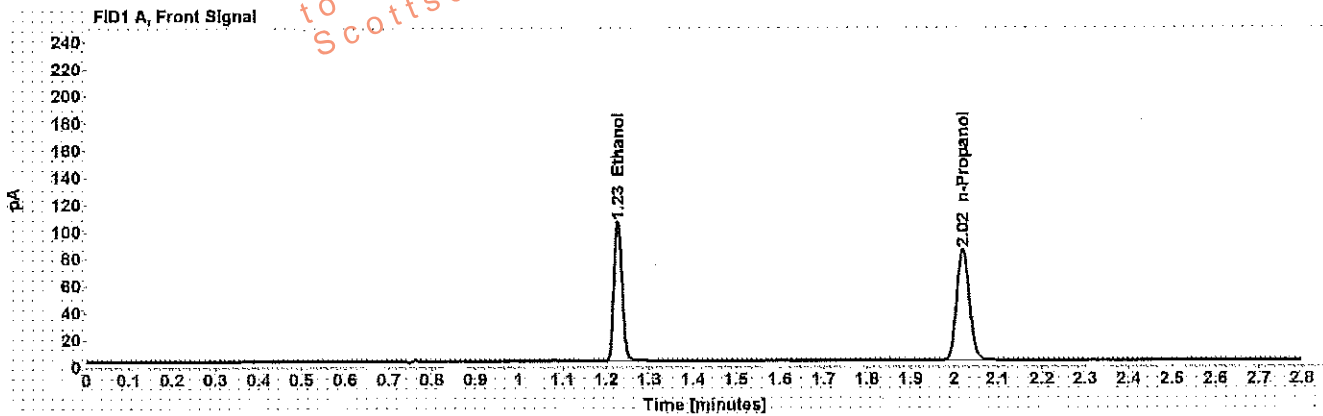


Table 1: FID 1 A (column DB-ALC1)

Compound	Amount (g/100mL)	Time (min)	Peak Area
>Ethanol	0.2014	1.227	133.722
n-Propanol	-----	2.020	169.394

Table 2: FID 2 B (column DB-ALC2)

Compound	Time (min)	Peak Area
Ethanol	1.335	136.287
n-Propanol	2.358	165.172

Scottsdale Police Department Crime Lab Volatiles Analysis

Sample: 0.080 Lipomed 28082014-B	Item number: 67A
Injection date: 7/27/2017 2:35:25 PM	Vial: 20
Method: ethanol quant.M	Sequence: 27Jul17
Instrument: US14173023 CN14160045	Analyst: Adrian
Data file: C:\Chem32\1\Data\27Jul17\20.D	

Dissemination is restricted to Criminal Justice Agencies and authorized personnel only. Secondary dissemination to unauthorized agencies is PROHIBITED.
 Scottsdale City Prosecutor

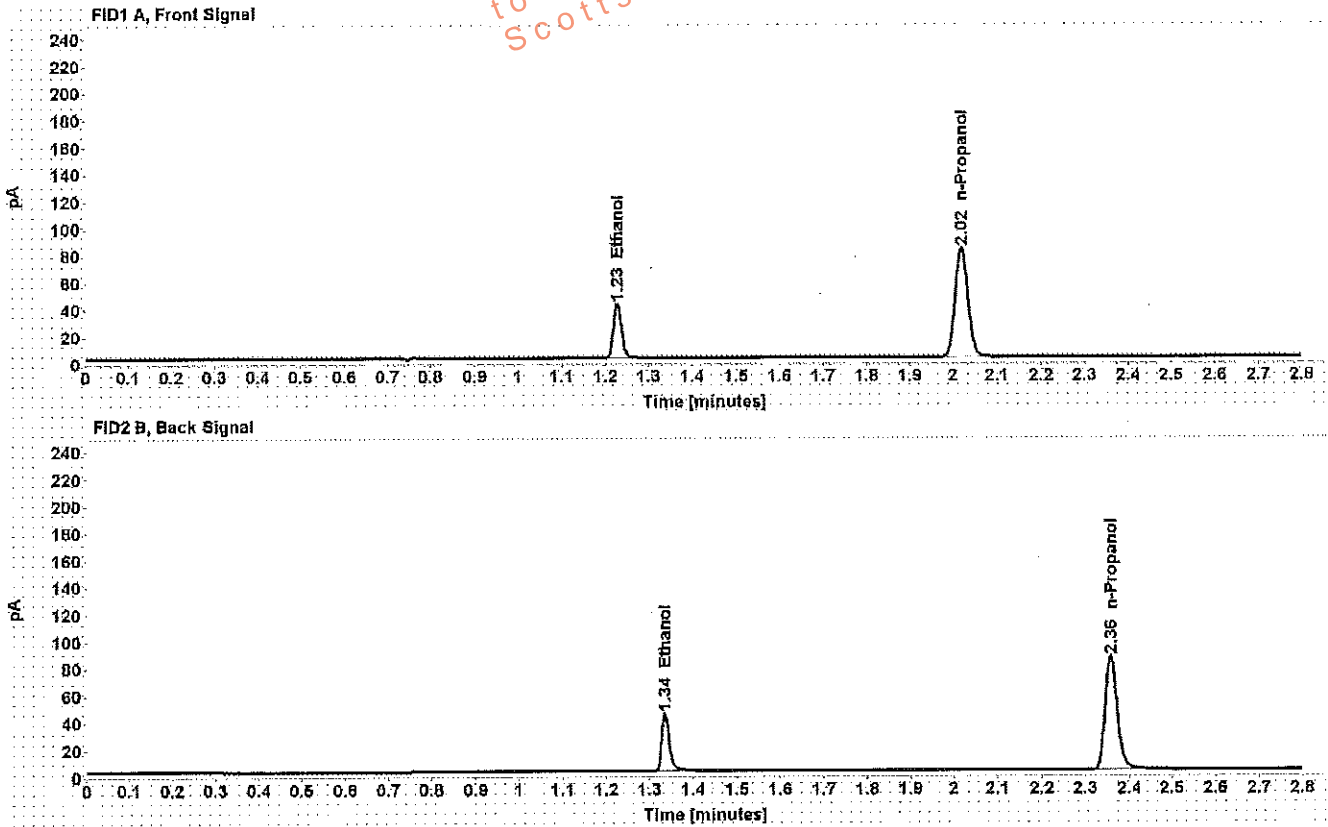


Table 1: FID 1 A (column DB-ALC1)

Compound	Amount (g/100mL)	Time (min)	Peak Area
>Ethanol	0.0813	1.228	52.350
n-Propanol	-----	2.019	166.380

Table 2: FID 2 B (column DB-ALC2)

Compound	Time (min)	Peak Area
Ethanol	1.335	52.876
n-Propanol	2.358	162.981

Scottsdale Police Department Crime Lab Volatiles Analysis

WA

Sample:	0.150 Lipomed 09022015-C	Item number:	
Injection date:	7/27/2017 3:19:55 PM	Vial:	31
Method:	ethanol quant.M	Sequence:	27Jul17
Instrument:	US14173023 CN14160045	Analyst:	Adrian
Data file:	C:\Chem32\1\Data\27Jul17\31.D		

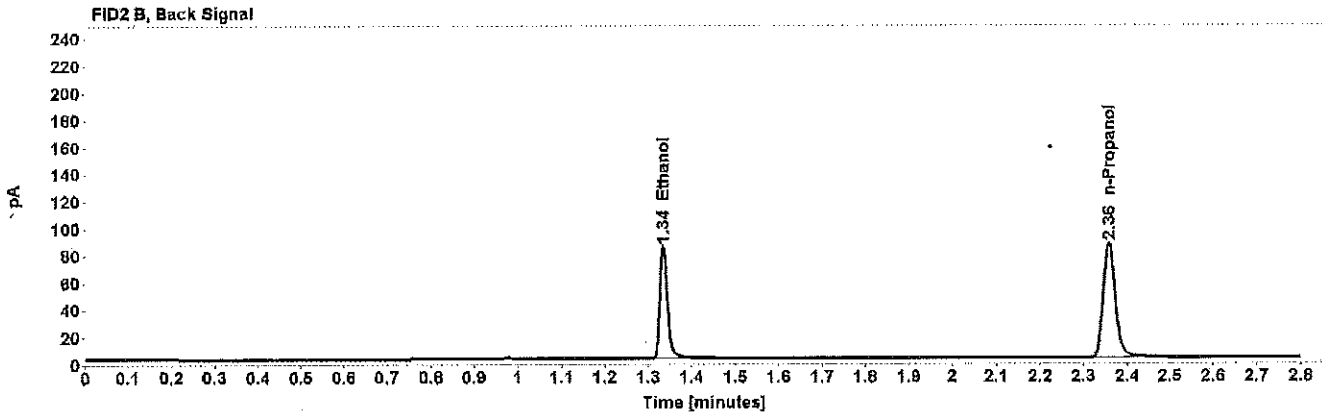
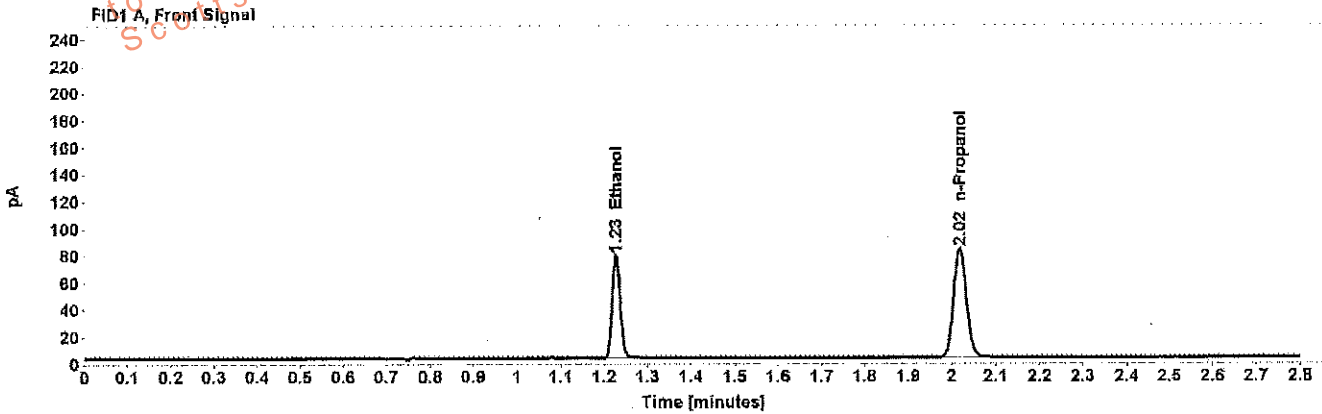


Table 1: FID 1 A (column DB-ALC1)

Compound	Amount (g/100mL)	Time (min)	Peak Area
>Ethanol	0.1530	1.227	99.469
n-Propanol	-----	2.020	166.327

Table 2: FID 2 B (column DB-ALC2)

Compound	Time (min)	Peak Area
Ethanol	1.335	101.951
n-Propanol	2.358	165.158

Scottsdale Police Department Crime Lab Volatiles Analysis

WB

Sample: 0.20 ACQ 407041529/3	Item number:
Injection date: 7/27/2017 4:04:10 PM	Vial: 42
Method: ethanol quant.M	Sequence: 27Jul17
Instrument: US14173023-CN14160045	Analyst: Adrian
Data file: C:\Chem3211\Data\27Jul17\42.D	

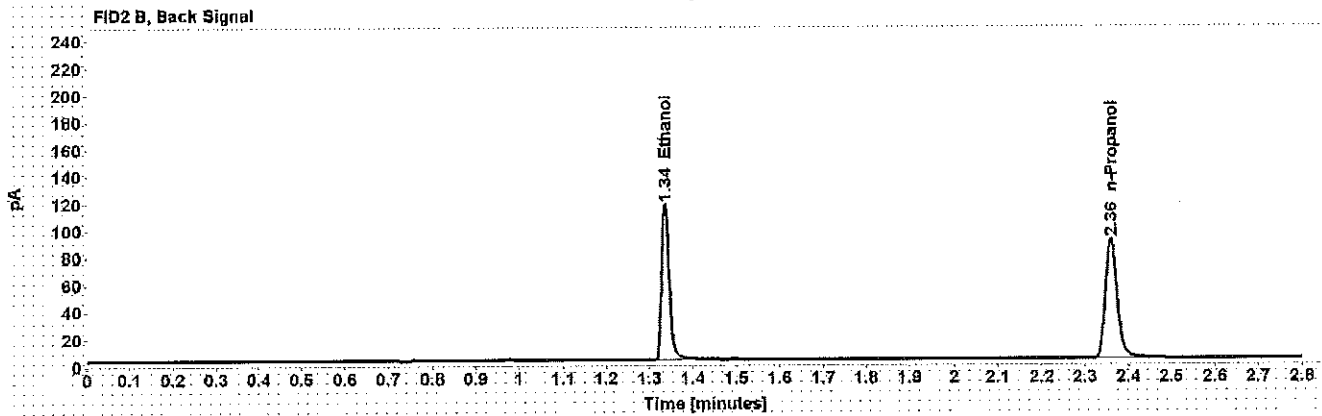
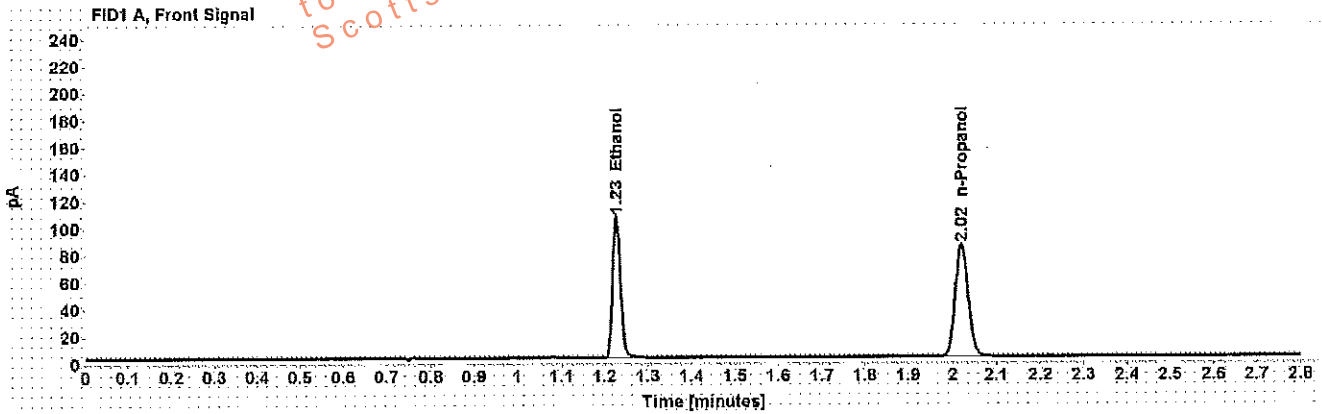


Table 1: FID 1 A (column DB-ALC1)

Compound	Amount (g/100mL)	Time (min)	Peak Area
>Ethanol	0.2029	1.228	135.832
n-Propanol	-----	2.021	170.761

Table 2: FID 2 B (column DB-ALC2)

Compound	Time (min)	Peak Area
Ethanol	1.336	140.827
n-Propanol	2.359	170.922

Scottsdale Police Department Crime Lab Volatiles Analysis

Sample: 0.080 Lipomed 28082014-B	Item number: MA
Injection date: 7/27/2017 4:48:39 PM	Vial: 53
Method: ethanol quant.M	Sequence: 27Jul17
Instrument: US14173023 CN14160045	Analyst: Adrian
Data file: C:\Chem32\1\Data\27Jul17\53.D	

Dissemination is restricted to Criminal Justice Agencies and authorized personnel only. Secondary dissemination to unauthorized agencies is PROHIBITED. Scottsdale City Prosecutor's Office

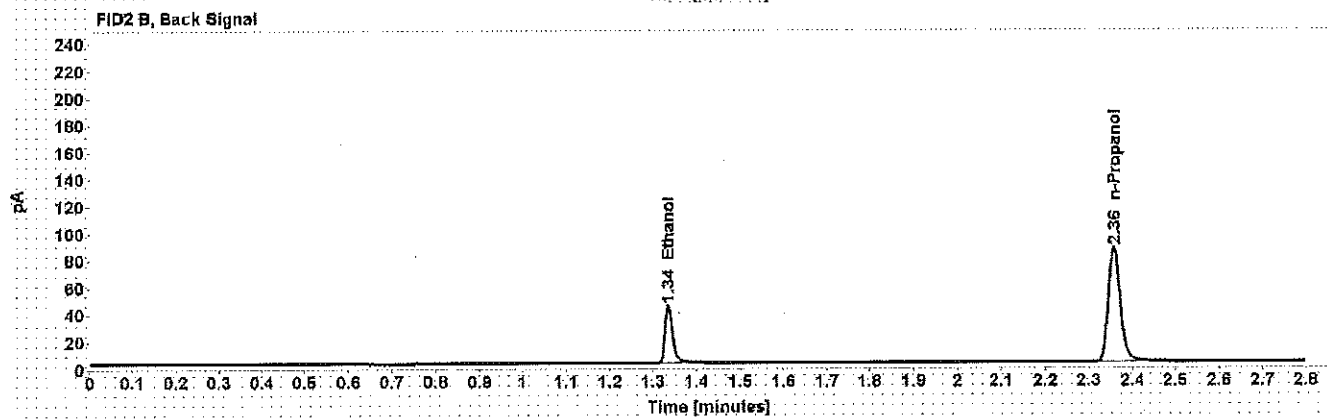
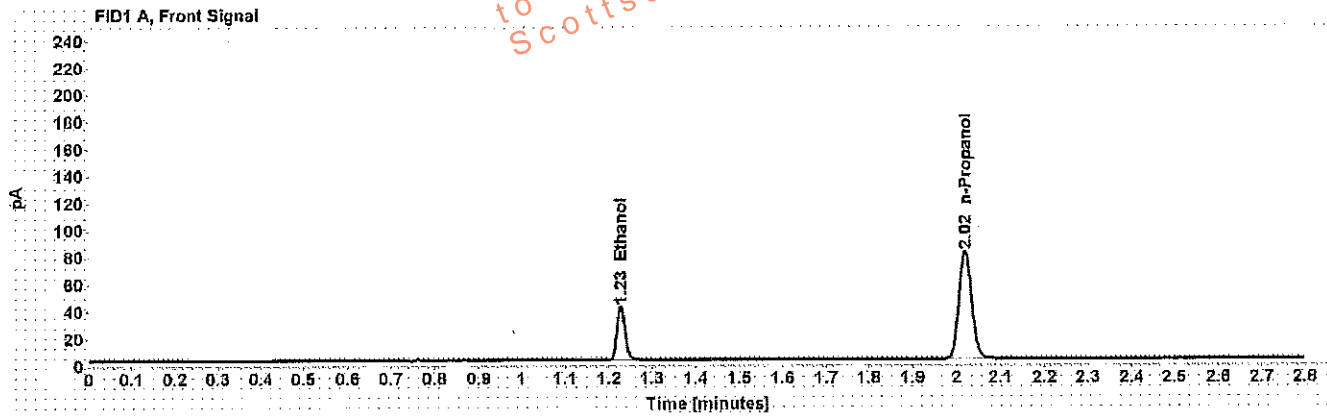


Table 1: FID 1 A (column DB-ALC1)

Compound	Amount (g/100mL)	Time (min)	Peak Area
>Ethanol	0.0808	1.228	51.305
n-Propanol	-----	2.019	164.083

Table 2: FID 2 B (column DB-ALC2)

Compound	Time (min)	Peak Area
Ethanol	1.335	52.546
n-Propanol	2.357	163.874

Scottsdale Police Department Crime Lab Volatiles Analysis

WMA

Sample:	0.40 Lipomed 08012015-C	Item number:	
Injection date:	7/27/2017 5:08:54 PM	Vial:	58
Method:	ethanol quant.M	Sequence:	27Jul17
Instrument:	US14173023 CN14160045	Analyst:	Adrian
Data file:	C:\Chem321\1\Data\27Jul17\58.D		

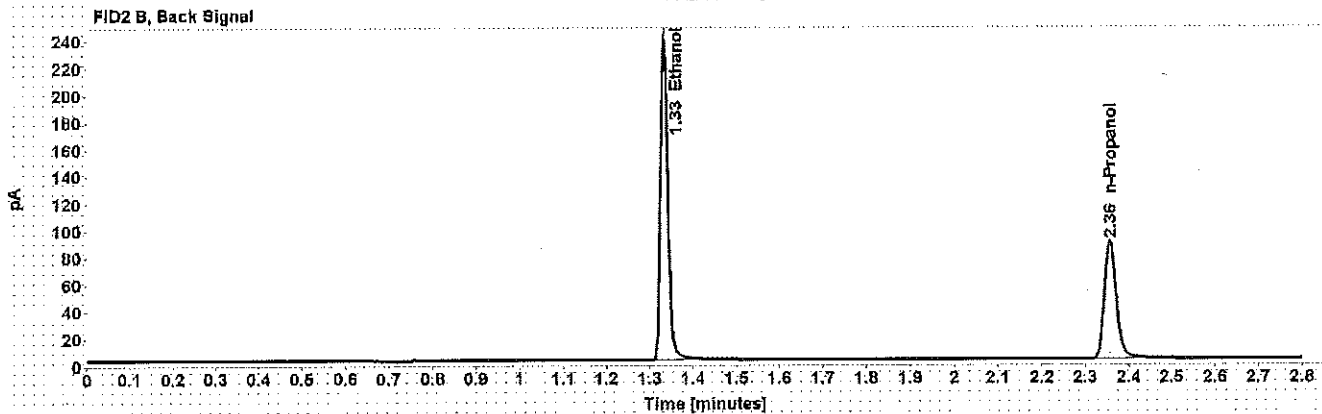
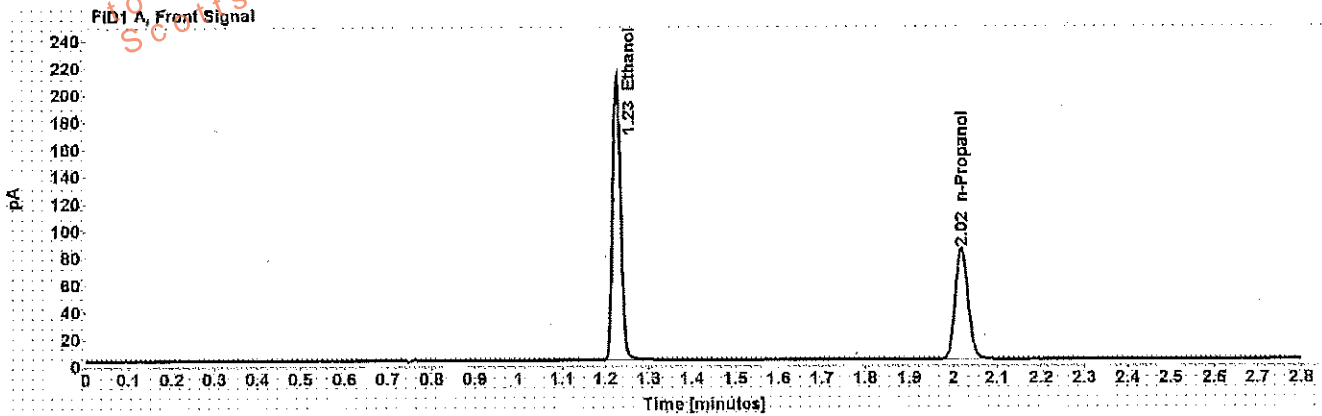


Table 1: FID 1 A (column DB-ALC1)

Compound	Amount (g/100mL)	Time (min)	Peak Area
>Ethanol	0.4088	1.226	270.734
n-Propanol	-----	2.019	168.246

Table 2: FID 2 B (column DB-ALC2)

Compound	Time (min)	Peak Area
Ethanol	1.333	282.667
n-Propanol	2.357	169.123

Scottsdale Police Department Crime Lab Volatiles Analysis

WA

Sample: 0.04 Lipomed 09022015-A	Item number:
Injection date: 7/27/2017 5:12:54 PM	Vial: 59
Method: ethanol quant.M	Sequence: 27Jul17
Instrument: US14173023-CN14160045	Analyst: Adrian
Data file: C:\Chem3211\Data\27Jul17\59.D	

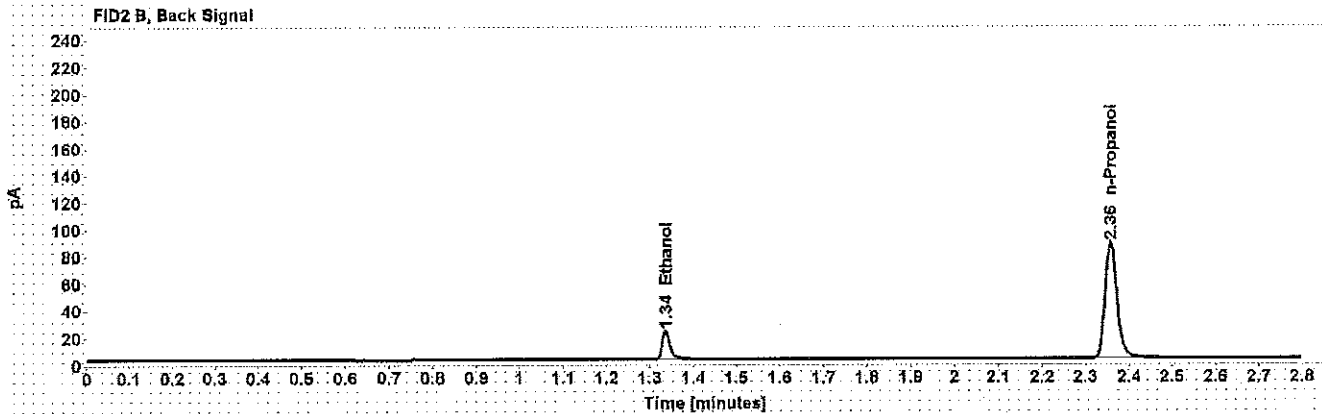
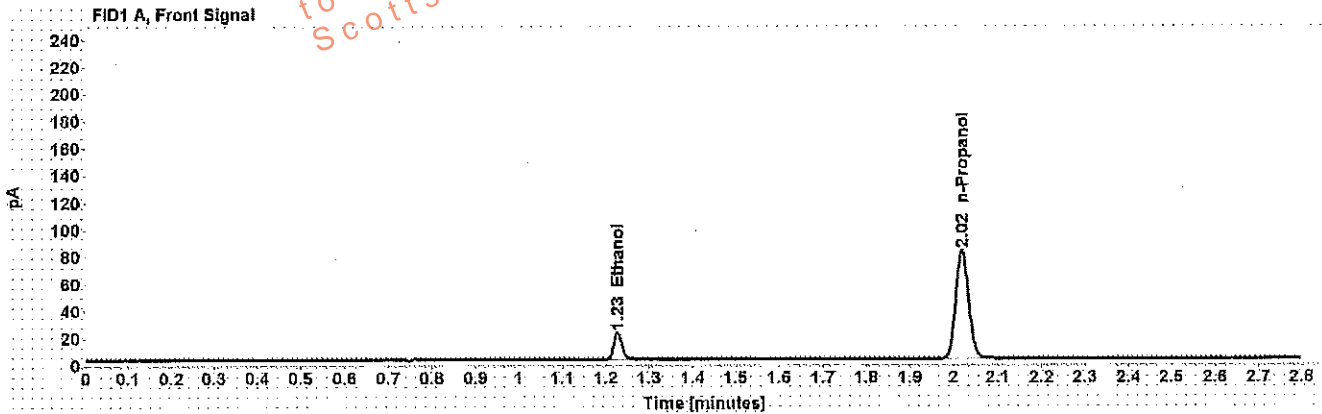


Table 1: FID 1 A (column DB-ALC1)

Compound	Amount (g/100mL)	Time (min)	Peak Area
>Ethanol	0.0411	1.228	25.827
n-Propanol	-----	2.019	165.767

Table 2: FID 2 B (column DB-ALC2)

Compound	Time (min)	Peak Area
Ethanol	1.336	26.251
n-Propanol	2.357	166.337

Scottsdale Police Department Crime Lab Volatiles Analysis

Sample: 0.20 ACQ 407041529/3	Item number:
Injection date: 7/27/2017 5:16:54 PM	Vial: 60
Method: ethanol quant.M	Sequence: 27Jul17
Instrument: US14173023 CN14160045	Analyst: Adrian
Data file: C:\Chem321\1\Data\27Jul17\60.D	

Dissemination is restricted to Criminal Justice Agencies and authorized personnel only. Secondary dissemination to unauthorized agencies is PROHIBITED. WPA

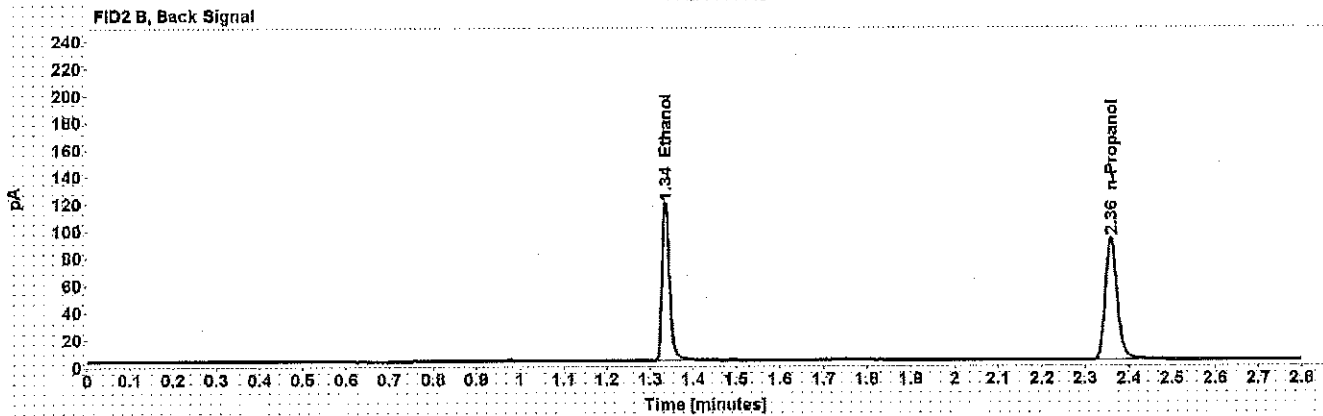
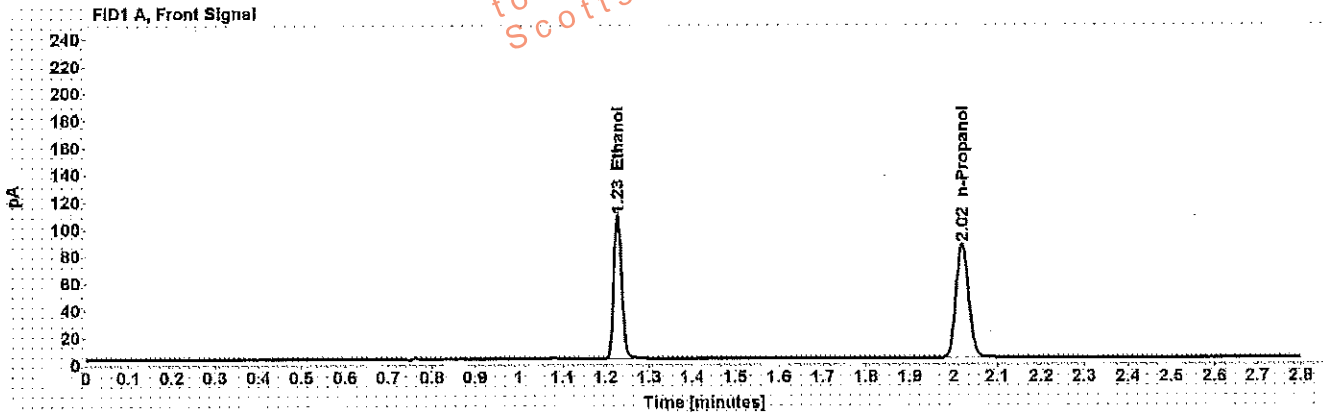


Table 1: FID 1 A (column DB-ALC1)

Compound	Amount (g/100mL)	Time (min)	Peak Area
>Ethanol	0.2022	1.228	137.158
n-Propanol	-----	2.020	173.018

Table 2: FID 2 B (column DB-ALC2)

Compound	Time (min)	Peak Area
Ethanol	1.336	142.166
n-Propanol	2.359	174.171

Scottsdale Police Department Crime Lab Volatiles Analysis

w/a

Sample:	blank 062217	Item number:	
Injection date:	7/27/2017 5:21:10 PM	Vial:	61
Method:	ethanol quant.M	Sequence:	27Jul17
Instrument:	US14173023 CN14160045	Analyst:	Adrian
Data file:	C:\Chem3211\Data\27Jul17\61.D		

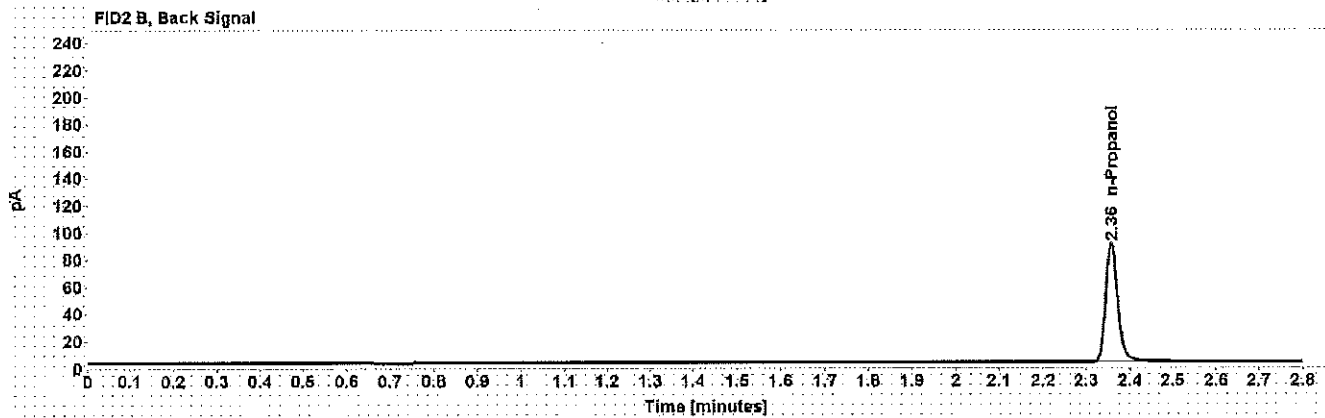
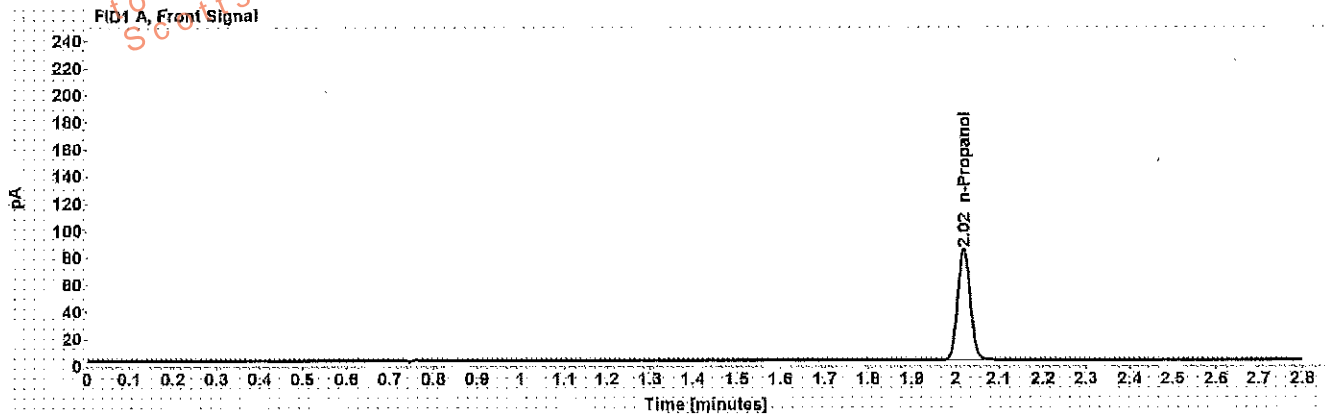


Table 1: FID 1 A (column DB-ALC1)

Compound	Amount (g/100mL)	Time (min)	Peak Area
n-Propanol	-----	2.019	168.501

Table 2: FID 2 B (column DB-ALC2)

Compound	Time (min)	Peak Area
n-Propanol	2.357	170.035

Sequence Summary

WA

Sequence name: 27Jul17 Instrument: US14173023 CN14160045 Analyst: Adrian

Vial	Sample	Type	Item Number	Method
1	0.020 Cerilliant FN03241604	Calibration		ethanol quant.M
2	0.100 Cerilliant FN06181501	Calibration		ethanol quant.M
3	0.200 Cerilliant FN07201502	Calibration		ethanol quant.M
4	0.400 Cerilliant FN11191402	Calibration		ethanol quant.M
5	blank 062217	Control		ethanol quant.M
6	volatiles mix 020917 WLA	Control		ethanol quant.M
7	0.400 Lipomed 08012015-C	Control		ethanol quant.M
8	0.040 Lipomed 09022015-A	Control		ethanol quant.M
9	0.20 ACQ 407041529/3	Control		ethanol quant.M
10		Sample	135-01A	ethanol quant.M
11		Sample	135-01A	ethanol quant.M
12		Sample	338-01A	ethanol quant.M
13		Sample	338-01A	ethanol quant.M
14		Sample	317-01A	ethanol quant.M
15		Sample	317-01A	ethanol quant.M
16		Sample	1163971	ethanol quant.M
17		Sample	1163971	ethanol quant.M
18		Sample	1159854	ethanol quant.M
19		Sample	1159854	ethanol quant.M
20	0.080 Lipomed 28082014-B	Control		ethanol quant.M
21		Sample	1160281	ethanol quant.M
22		Sample	1160281	ethanol quant.M
23		Sample	1159410	ethanol quant.M
24		Sample	1159410	ethanol quant.M
25		Sample	1159835	ethanol quant.M
26		Sample	1159835	ethanol quant.M
27		Sample	1157761	ethanol quant.M
28		Sample	1157761	ethanol quant.M
29		Sample	1135705	ethanol quant.M
30		Sample	1135705	ethanol quant.M
31	0.150 Lipomed 09022015-C	Control		ethanol quant.M
32		Sample	1164245	ethanol quant.M
33		Sample	1164245	ethanol quant.M
34		Sample	1164140	ethanol quant.M
35		Sample	1164140	ethanol quant.M
36		Sample	1164441	ethanol quant.M
37		Sample	1164441	ethanol quant.M
38		Sample	1164184	ethanol quant.M
39		Sample	1164184	ethanol quant.M
40		Sample	1144910	ethanol quant.M
41		Sample	1144910	ethanol quant.M
42	0.20 ACQ 407041529/3	Control		ethanol quant.M
43		Sample	1161330	ethanol quant.M
44		Sample	1161330	ethanol quant.M
45		Sample	1161571	ethanol quant.M
46		Sample	1161571	ethanol quant.M
47		Sample	1164383	ethanol quant.M

Sequence Summary

48		Sample	1164383	ethanol quant.M
49		Sample	1160614	ethanol quant.M
50		Sample	1160614	ethanol quant.M
51		Sample	1164700	ethanol quant.M
52		Sample	1164700	ethanol quant.M
53	0.080 Lipomed 28082014-B	Control		ethanol quant.M
54		Sample	1165906	ethanol quant.M
55		Sample	1165906	ethanol quant.M
56		Sample	1131327	ethanol quant.M
57		Sample	1131327	ethanol quant.M
58	0.40 Lipomed 08012015-C	Control		ethanol quant.M
59	0.04 Lipomed 09022015-A	Control		ethanol quant.M
60	0.20 ACQ 407041529/3	Control		ethanol quant.M
61	blank 062217	Control		ethanol quant.M

Dissemination is restricted to Criminal Justice Agencies Only. Secondary dissemination to unauthorized agencies is PROHIBITED.

Scottsdale Police Department Crime Laboratory

Summary of Cases

W/A

SEQUENCE NAME: 27Jul17

ANALYST: Adrian

Vials	Test 1 (g/dL)	Test 2 (g/dL)	Mean (g/dL)	Percent Difference*	Absolute Difference (g/dL)*
10 11	0.3687	0.3709	0.36980	0.30	0.00110
12 13	0.2409	0.2415	0.24120	0.12	0.00030
14 15	0.1625	0.1635	0.16300	0.31	0.00050
16 17	0.2632	0.2645	0.26385	0.25	0.00065
18 19	0.2355	0.2370	0.23625	0.32	0.00075
21 22	0.1254	0.1248	0.12510	0.24	0.00030
23 24	0.1782	0.1783	0.17825	0.03	0.00005
25 26	0.1825	0.1831	0.18280	0.16	0.00030
27 28	0.1688	0.1690	0.16890	0.06	0.00010
29 30	0.3378	0.3367	0.33725	0.16	0.00055
32 33	0.1020	0.1036	0.10280	0.78	0.00080
34 35	0.0753	0.0750	0.07515	0.20	0.00015
36 37	0.2507	0.2488	0.24975	0.38	0.00095
38 39	0.3094	0.3068	0.30810	0.42	0.00130
40 41	0.1332	0.1322	0.13270	0.38	0.00050
43 44	0.1715	0.1745	0.17300	0.87	0.00150
45 46	0.2003	0.1984	0.19935	0.48	0.00095
47 48	0.1736	0.1753	0.17445	0.49	0.00085
49 50	0.2708	0.2726	0.27170	0.33	0.00090
51 52	0.0840	0.0842	0.08410	0.12	0.00010
54 55	0.2636	0.2660	0.26480	0.45	0.00120
56 57	0.1603	0.1616	0.16095	0.40	0.00065

*Calculated differences are differences from the mean of the two results.

Scottsdale Police Department Crime Lab Volatiles Analysis

Sample:	[REDACTED]	Item number:	135-01A
Injection date:	7/27/2017 1:54:54 PM	Vial:	10
Method:	ethanol quant.M	Sequence:	27Jul17
Instrument:	US14173023 CN14160045	Analyst:	Adrian
Data file:	C:\Chem3211\Data\27Jul17\10.D		

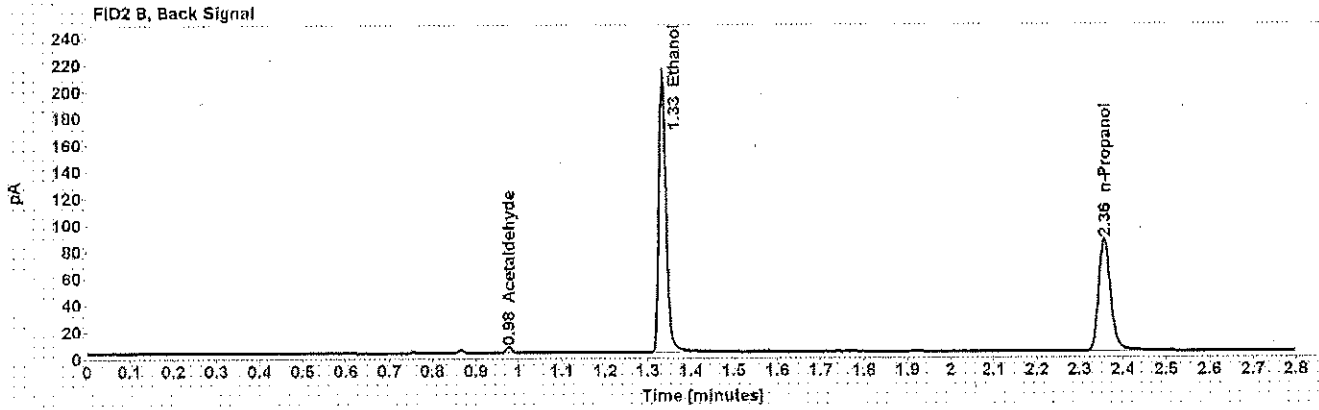
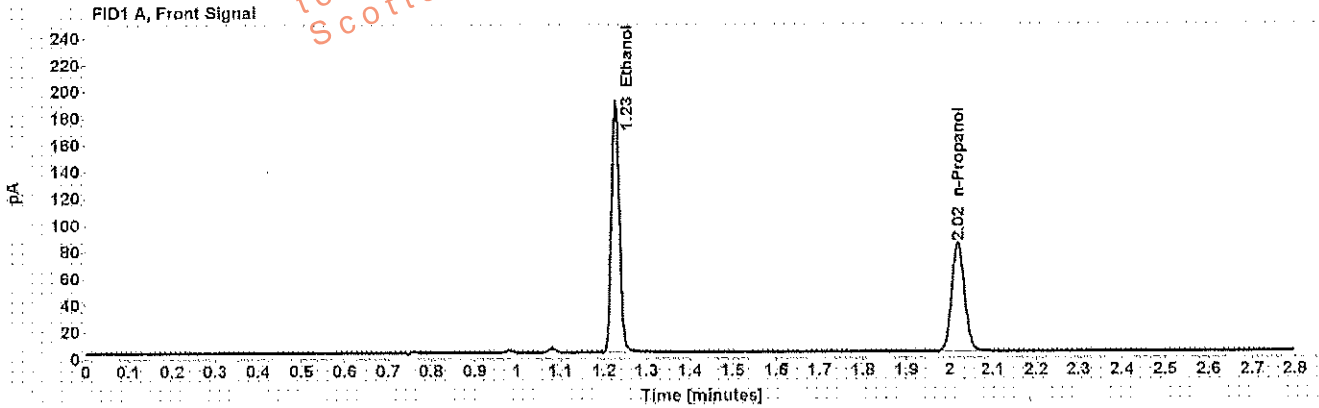


Table 1: FID 1 A (column DB-ALC1)

Compound	Amount (g/100mL)	Time (min)	Peak Area
>Ethanol	0.3687	1.226	242.252
n-Propanol	-----	2.019	167.011

Table 2: FID 2 B (column DB-ALC2)

Compound	Time (min)	Peak Area
Acetaldehyde	0.977	3.815
Ethanol	1.334	247.483
n-Propanol	2.357	163.785

Scottsdale Police Department Crime Lab Volatiles Analysis

Sample: [REDACTED] Item number: 135-01A
 Injection date: 7/27/2017 1:58:54 PM Vial: 11
 Method: ethanol quant.M Sequence: 27Jul17
 Instrument: US14173023 CN14160045 Analyst: Adrian
 Data file: C:\Chem32\1\Data\27Jul17\11.D

Dissemination is restricted to Criminal Justice Agencies and authorized agencies. Dissemination to unauthorized agencies is PROHIBITED. Scottsdale City Prosecutor

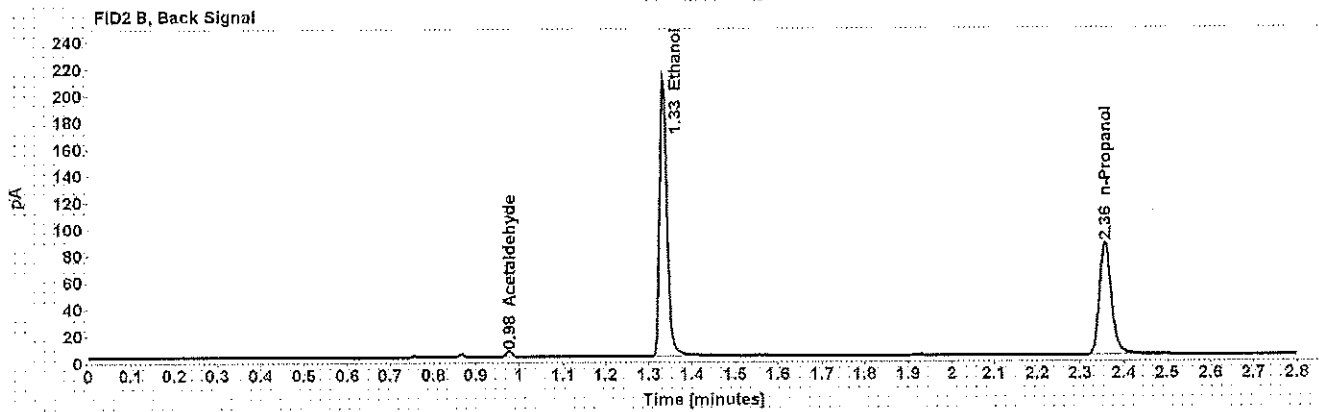
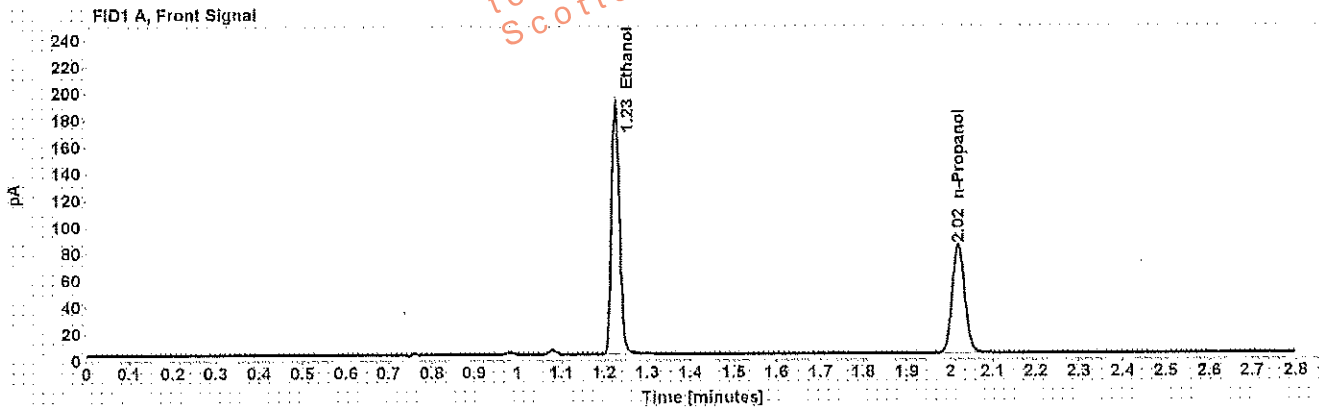


Table 1: FID 1 A (column DB-ALC1)

Compound	Amount (g/100mL)	Time (min)	Peak Area
>Ethanol	0.3709	1.227	243.578
n-Propanol	-----	2.019	166.894

Table 2: FID 2 B (column DB-ALC2)

Compound	Time (min)	Peak Area
Acetaldehyde	0.977	3.903
Ethanol	1.334	249.116
n-Propanol	2.358	162.666

Scottsdale Police Department Crime Lab Volatiles Analysis

Sample:	[REDACTED]	Item number:	338-01A
Injection date:	7/27/2017 2:02:54 PM	Vial:	12
Method:	ethanol quant.M	Sequence:	27Jul17
Instrument:	US14173023 CN14160045	Analyst:	Adrian
Data file:	C:\Chem321\Data\27Jul17\12.D		

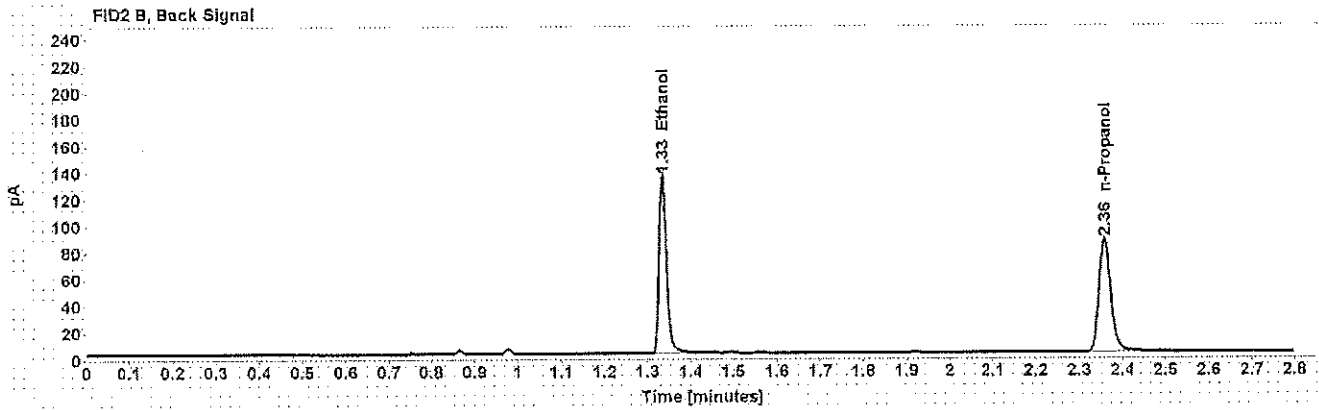
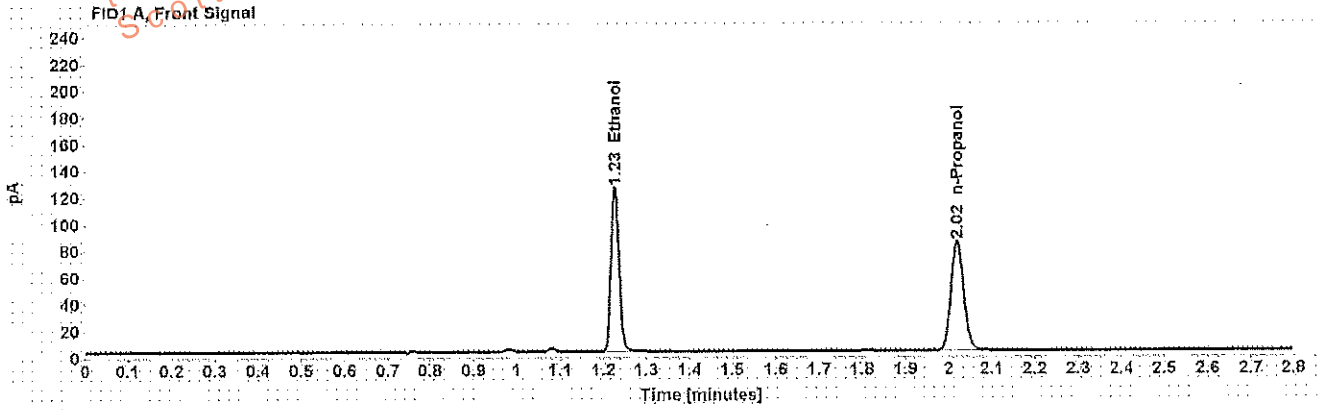


Table 1: FID 1 A (column DB-ALC1)

Compound	Amount (g/100mL)	Time (min)	Peak Area
>Ethanol	0.2409	1.227	159.709
n-Propanol	-----	2.020	168.877

Table 2: FID 2 B (column DB-ALC2)

Compound	Time (min)	Peak Area
Ethanol	1.335	162.862
n-Propanol	2.358	164.133

Scottsdale Police Department Crime Lab Volatiles Analysis

Sample:	[REDACTED]	Item number:	338-01A
Injection date:	7/27/2017 2:07:10 PM	Vial:	13
Method:	ethanol quant.M	Sequence:	27Jul17
Instrument:	US14173023 CN14160045	Analyst:	Adrian
Data file:	C:\Chem3211\Data\27Jul17\13.D		

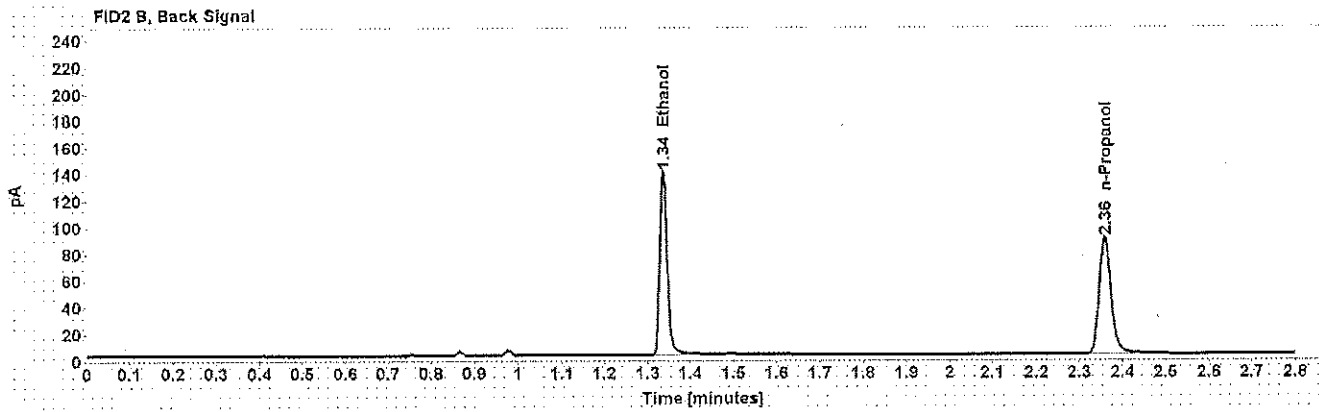
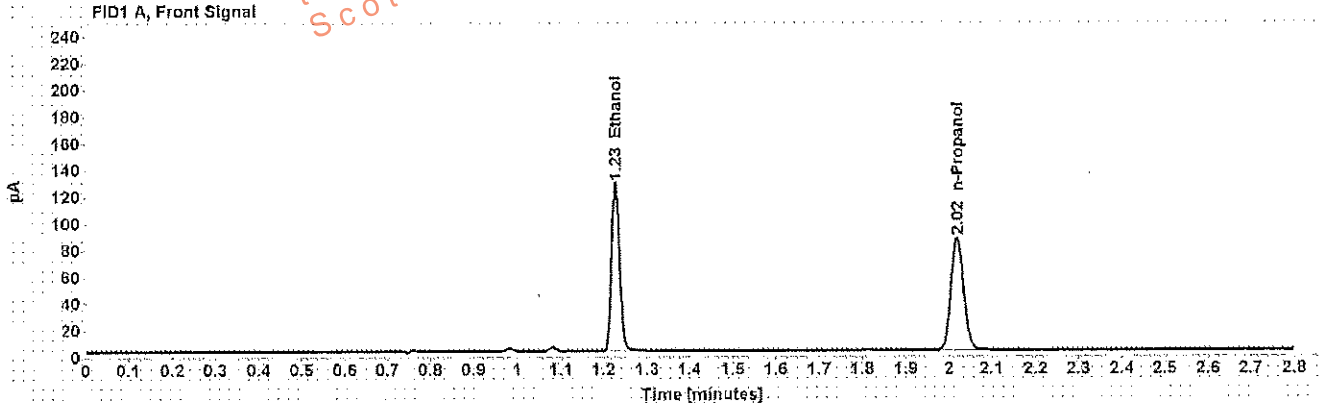


Table 1: FID 1 A (column DB-ALC1)

Compound	Amount (g/100mL)	Time (min)	Peak Area
>Ethanol	0.2415	1.228	163.933
n-Propanol	-----	2.020	172.944

Table 2: FID 2 B (column DB-ALC2)

Compound	Time (min)	Peak Area
Ethanol	1.335	167.042
n-Propanol	2.359	170.579

Scottsdale Police Department Crime Lab Volatiles Analysis

Sample:	[REDACTED]	Item number:	317-01A
Injection date:	7/27/2017 2:11:09 PM	Vial:	14
Method:	ethanol quant.M	Sequence:	27Jul17
Instrument:	US14173023 CN14160045	Analyst:	Adrian
Data file:	C:\Chem32\1\Data\27Jul17\14.D		

Dissemination is restricted to Criminal Justice Agencies and authorized agencies. Non-C.J. Agencies ONLY. Scottsdale Police Department. Scottsdale City Prosecutor's Office. Dissemination to unauthorized agencies is PROHIBITED.

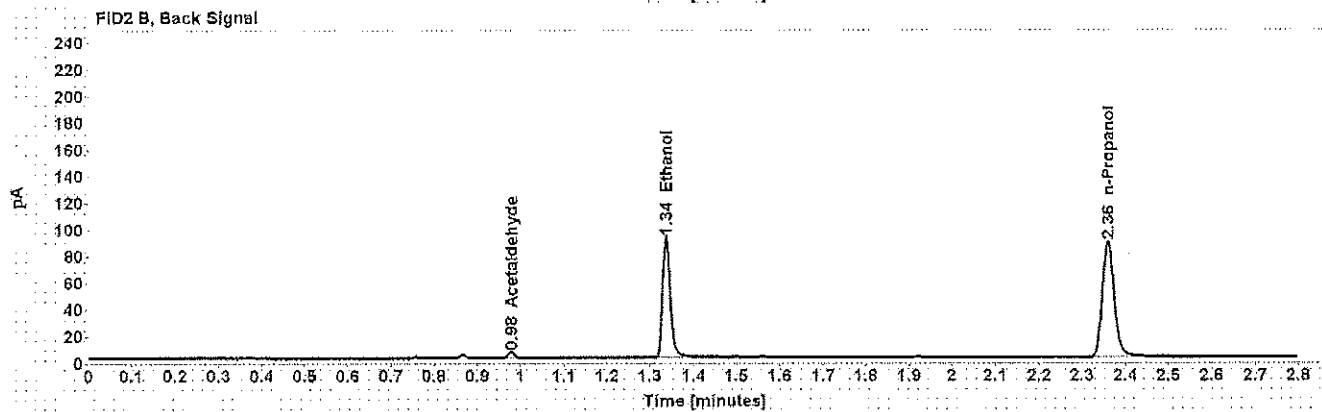
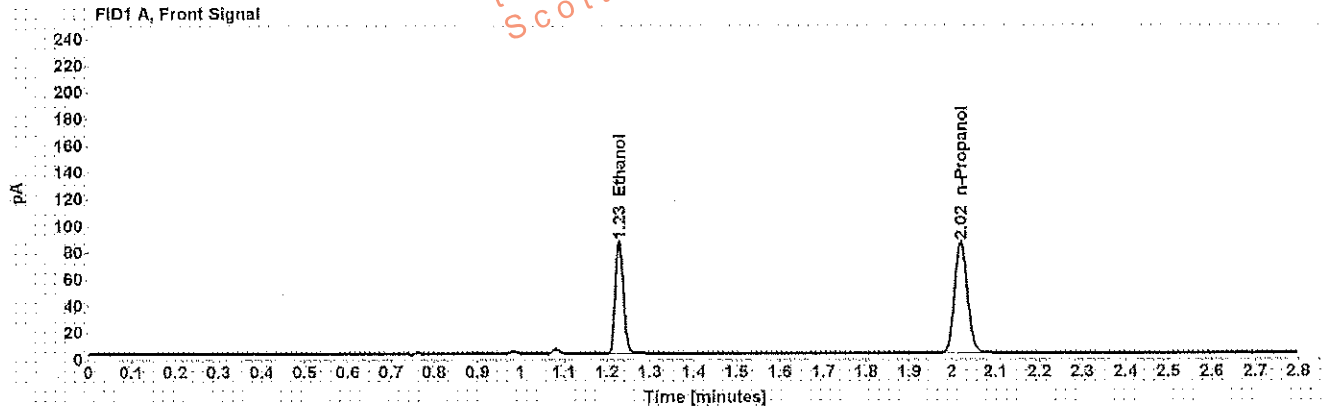


Table 1: FID 1 A (column DB-ALC1)

Compound	Amount (g/100mL)	Time (min)	Peak Area
>Ethanol	0.1625	1.228	109.196
n-Propanol	-----	2.021	171.824

Table 2: FID 2 B (column DB-ALC2)

Compound	Time (min)	Peak Area
Acetaldehyde	0.978	3.884
Ethanol	1.337	111.042
n-Propanol	2.359	169.323

Scottsdale Police Department Crime Lab Volatiles Analysis

Sample: XXXXXXXXXX Injection date: 7/27/2017 2:15:09 PM Method: ethanol quant M Instrument: US14173023 CN14160045 Data file: C:\Chem321\Data\27Jul17\15.D	Item number: 317-01A Vial: 15 Sequence: 27Jul17 Analyst: Adrian
---	--

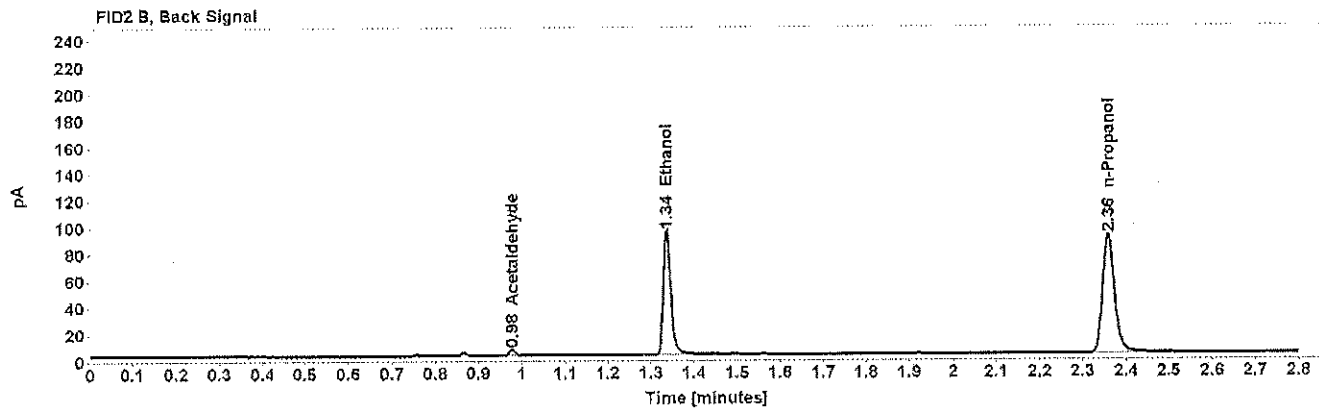
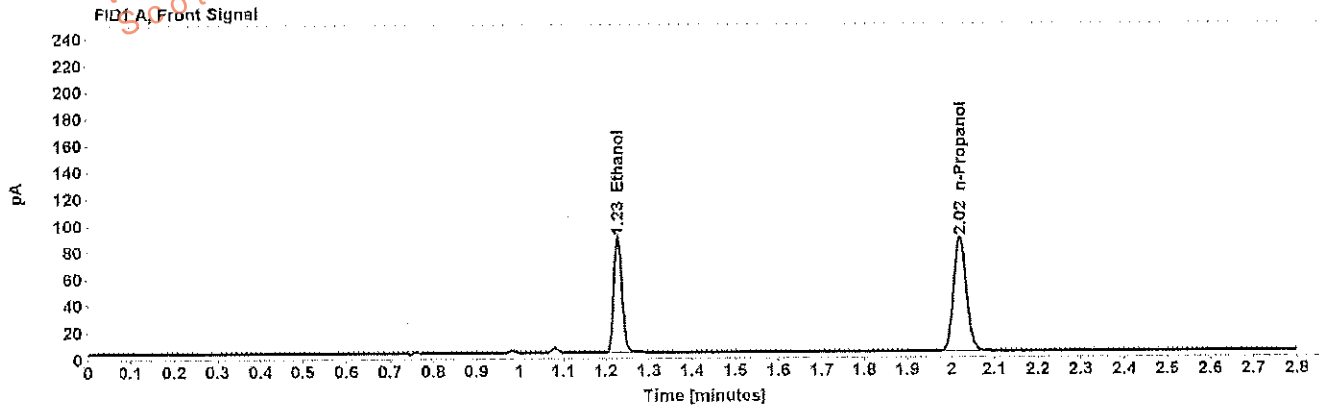


Table 1: FID 1 A (column DB-ALC1)

Compound	Amount (g/100mL)	Time (min)	Peak Area
>Ethanol	0.1635	1.228	112.294
n-Propanol	-----	2.020	175.541

Table 2: FID 2 B (column DB-ALC2)

Compound	Time (min)	Peak Area
Acetaldehyde	0.978	3.901
Ethanol	1.336	114.193
n-Propanol	2.359	173.580

Scottsdale Police Department Crime Lab Volatiles Analysis

Sample:	[REDACTED]	Item number:	1163971
Injection date:	7/27/2017 2:19:09 PM	Vial:	16
Method:	ethanol quant.M	Sequence:	27Jul17
Instrument:	US14173023 CN14160045	Analyst:	Adrian
Data file:	C:\Chem32\1\Data\27Jul17\16.D		

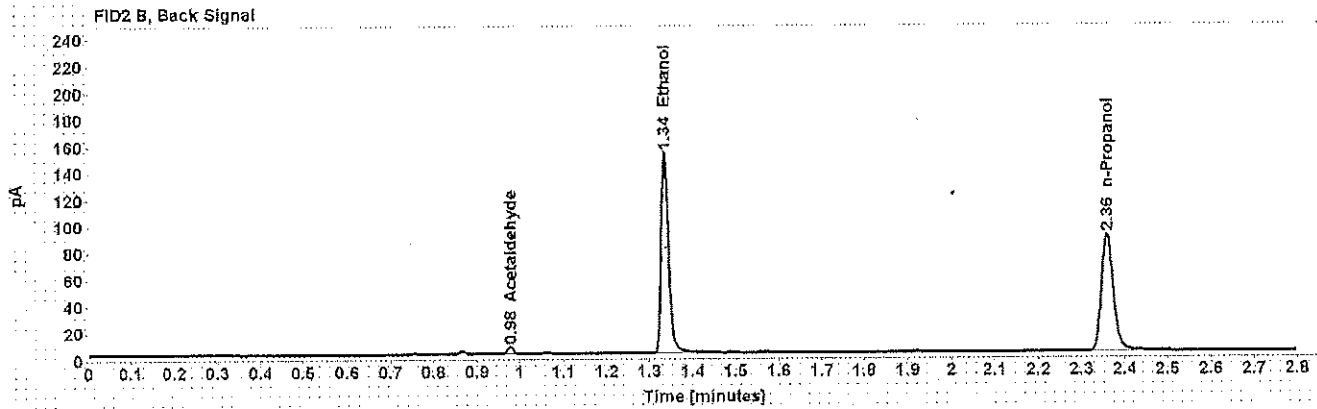
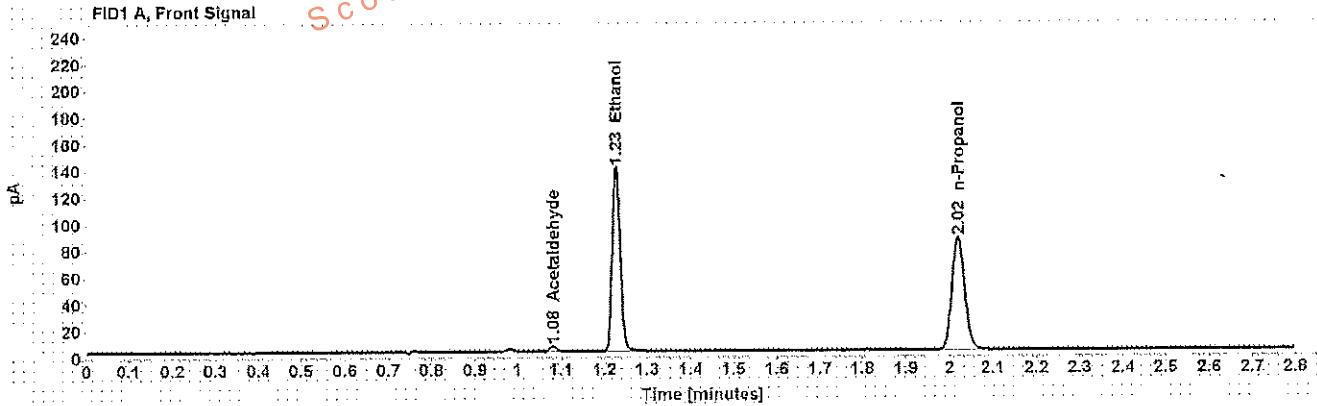


Table 1: FID 1 A (column DB-ALC1)

Compound	Amount (g/100mL)	Time (min)	Peak Area
Acetaldehyde	-----	1.081	4.497
>Ethanol	0.2632	1.228	179.127
n-Propanol	-----	2.020	173.292

Table 2: FID 2 B (column DB-ALC2)

Compound	Time (min)	Peak Area
Acetaldehyde	0.978	4.887
Ethanol	1.336	183.182
n-Propanol	2.359	170.864

Scottsdale Police Department Crime Lab Volatiles Analysis

Sample: XXXXXXXXXX	Item number: 1163971
Injection date: 7/27/2017 2:23:09 PM	Vial: 17
Method: ethanol quant.M	Sequence: 27Jul17
Instrument: US14173023 CN14160045	Analyst: Adrian
Data file: C:\Chem32\1\Data\27Jul17\17.D	

Dissemination is restricted to Criminal Justice Agencies and authorized Non-C.J. Agencies ONLY. Secondary dissemination to unauthorized agencies is PROHIBITED.
Scottsdale City Prosecutor

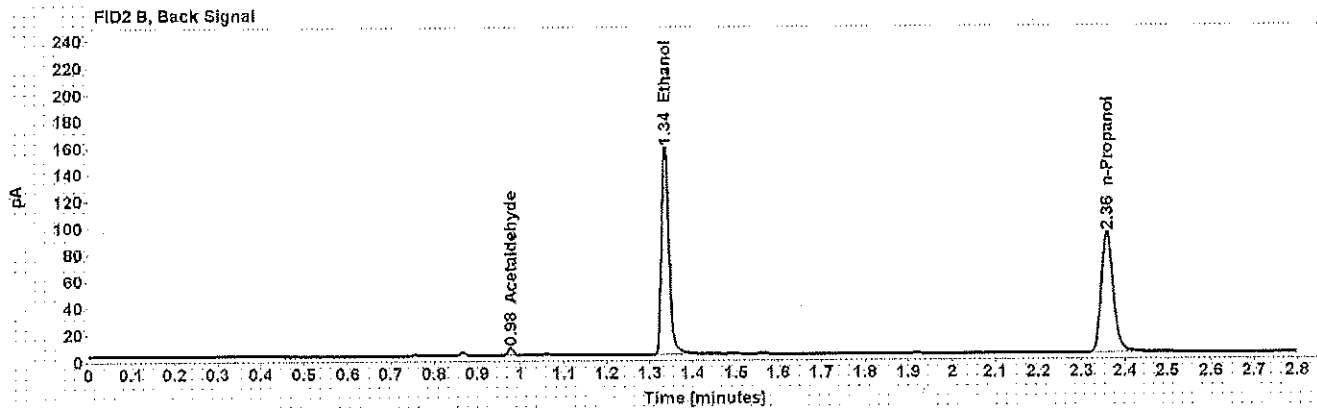
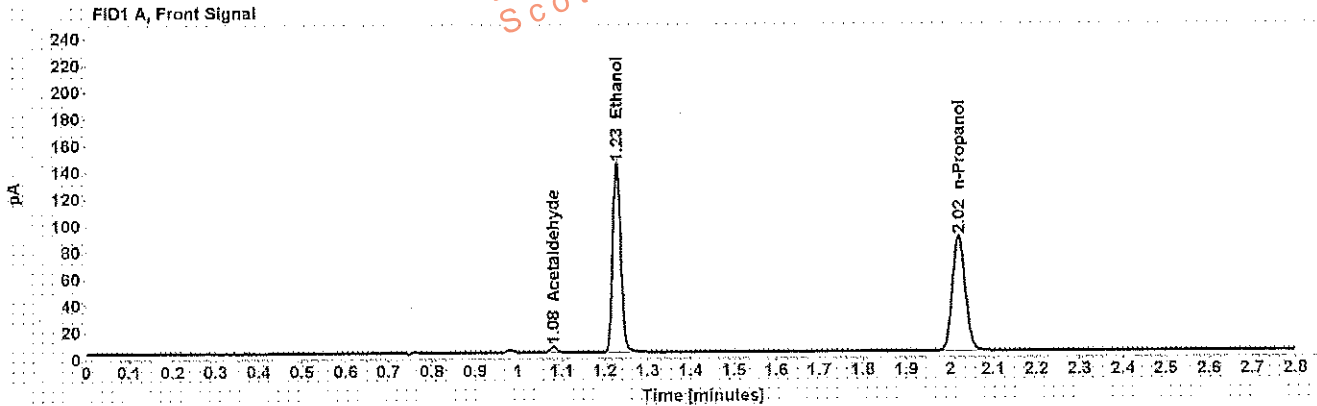


Table 1: FID 1 A (column DB-ALC1)

Compound	Amount (g/100mL)	Time (min)	Peak Area
Acetaldehyde	-----	1.081	4.544
>Ethanol	0.2645	1.228	184.130
n-Propanol	-----	2.020	177.225

Table 2: FID 2 B (column DB-ALC2)

Compound	Time (min)	Peak Area
Acetaldehyde	0.978	4.950
Ethanol	1.336	188.740
n-Propanol	2.359	173.499

Scottsdale Police Department Crime Lab Volatiles Analysis

Sample: XXXXXXXXXX	Item number: 1159854
Injection date: 7/27/2017 2:27:09 PM	Vial: 18
Method: ethanol quant M	Sequence: 27Jul17
Instrument: US14173023 CN14160045	Analyst: Adrian
Data file: C:\Chem321\Data\27Jul17\18.D	

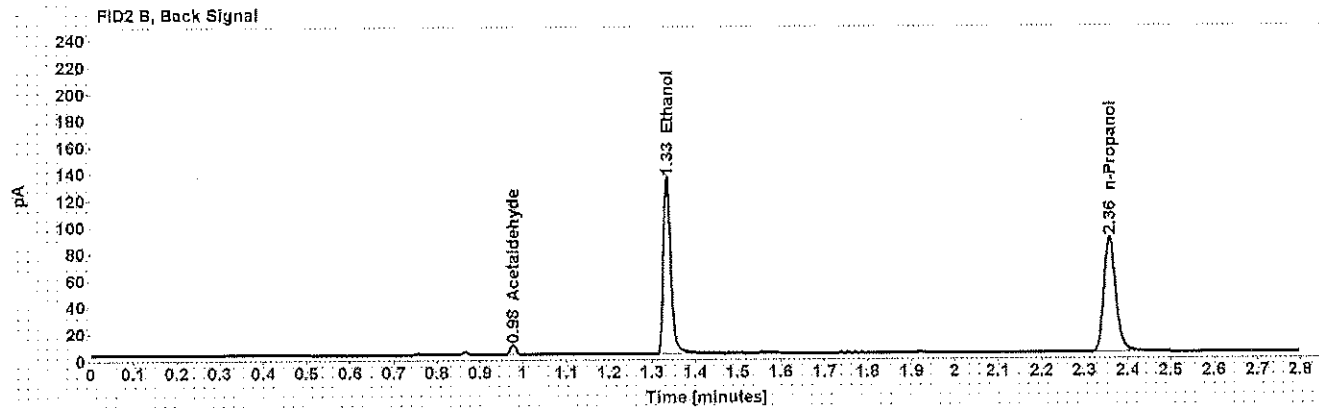
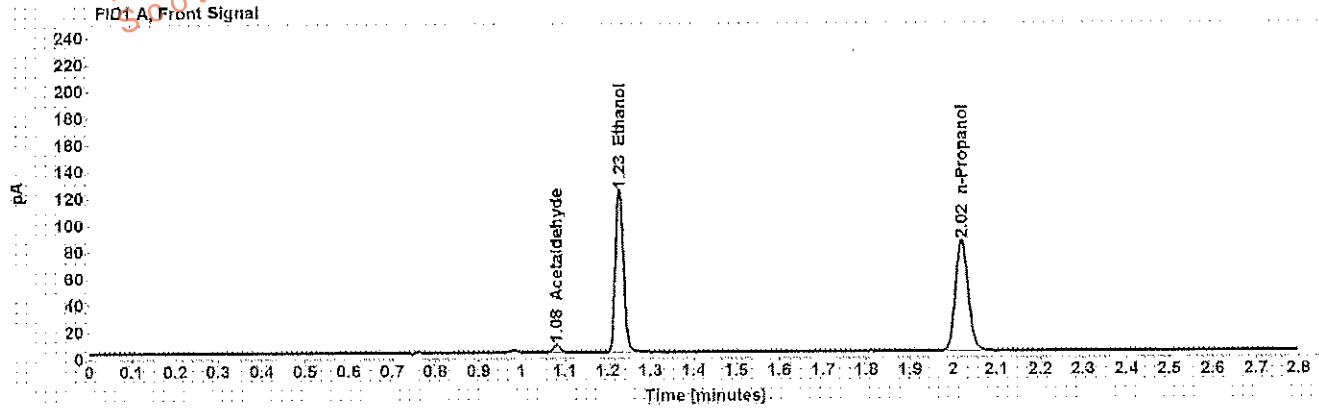


Table 1: FID 1 A (column DB-ALC1)

Compound	Amount (g/100mL)	Time (min)	Peak Area
Acetaldehyde	-----	1.081	5.951
>Ethanol	0.2355	1.227	157.504
n-Propanol	-----	2.020	170.459

Table 2: FID 2 B (column DB-ALC2)

Compound	Time (min)	Peak Area
Acetaldehyde	0.977	6.455
Ethanol	1.335	161.186
n-Propanol	2.358	167.029

Scottsdale Police Department Crime Lab Volatiles Analysis

Sample:	[REDACTED]	Item number:	1159854
Injection date:	7/27/2017 2:31:24 PM	Vial:	19
Method:	ethanol quant.M	Sequence:	27Jul17
Instrument:	US14173023 CN14160045	Analyst:	Adrian
Data file:	C:\Chem32\1>Data\27Jul17\19.D		

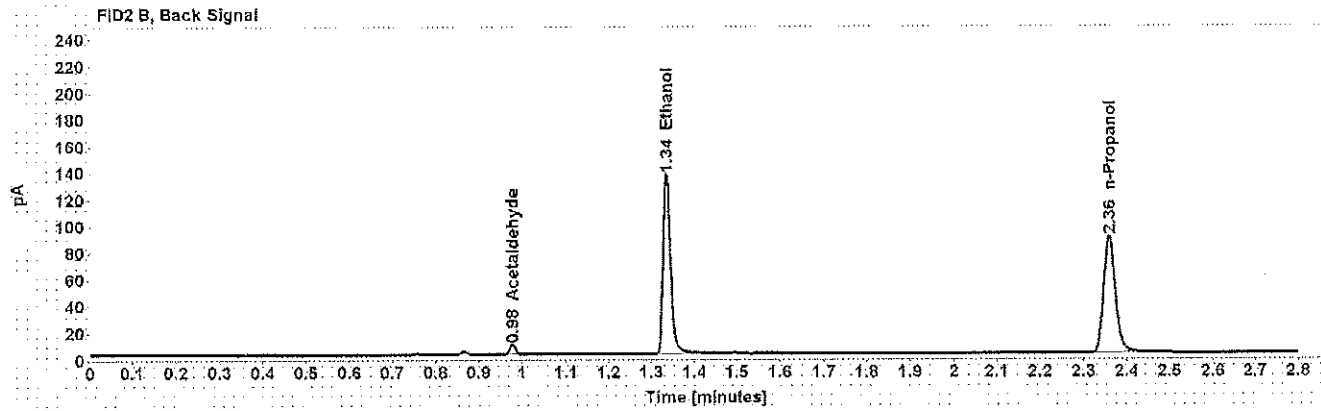
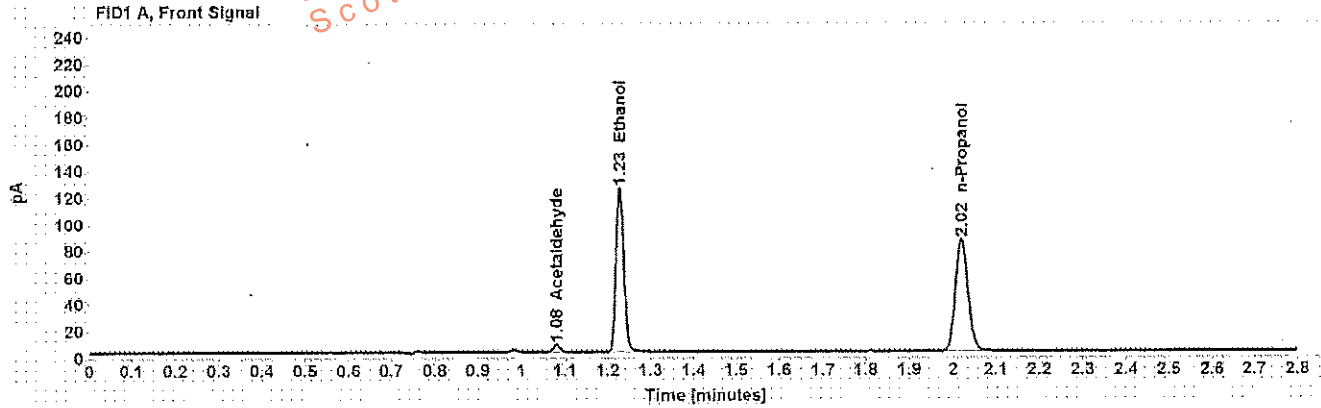


Table 1: FID 1 A (column DB-ALC1)

Compound	Amount (g/100mL)	Time (min)	Peak Area
Acetaldehyde	-----	1.081	5.923
>Ethanol	0.2370	1.228	160.339
n-Propanol	-----	2.020	172.391

Table 2: FID 2 B (column DB-ALC2)

Compound	Time (min)	Peak Area
Acetaldehyde	0.978	6.477
Ethanol	1.338	163.965
n-Propanol	2.359	168.147

Scottsdale Police Department Crime Lab Volatiles Analysis

Sample: [REDACTED]	Item number: 1160281
Injection date: 7/27/2017 2:39:24 PM	Vial: 21
Method: ethanol quant.M	Sequence: 27Jul17
Instrument: US14173023 CN14160045	Analyst: Adrian
Data file: C:\Chem32\1\Data\27Jul17\21.D	

Dissemination is restricted to Criminal Justice Agencies and authorized agencies only. Dissemination to unauthorized agencies is PROHIBITED.
Scottsdale City Prosecutor

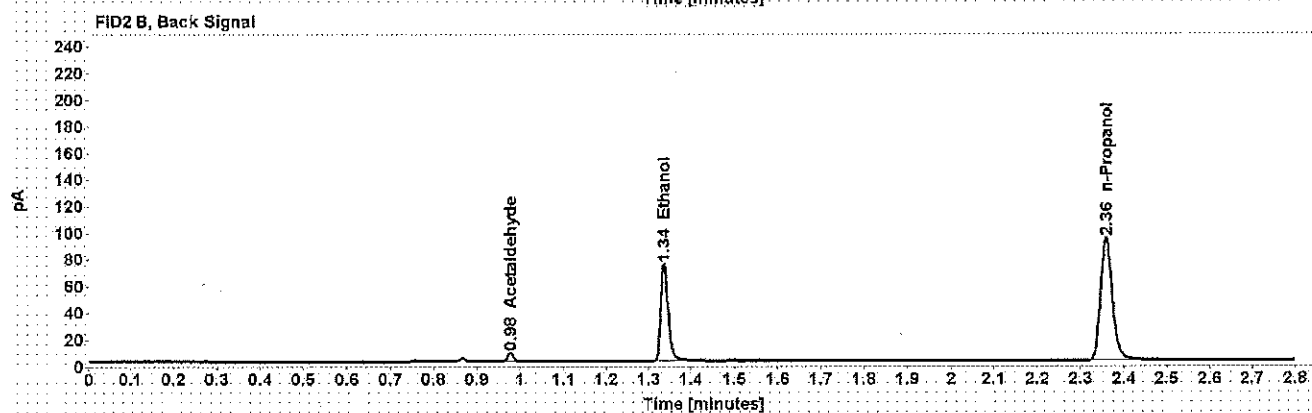
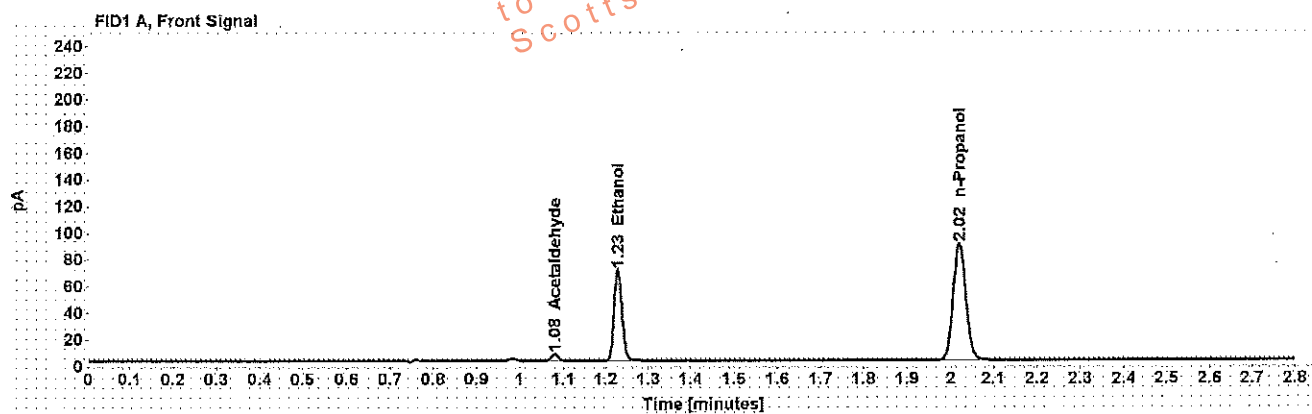


Table 1: FID 1 A (column DB-ALC1)

Compound	Amount (g/100mL)	Time (min)	Peak Area
Acetaldehyde	-----	1.081	5.442
>Ethanol	0.1254	1.228	88.365
n-Propanol	-----	2.020	180.656

Table 2: FID 2 B (column DB-ALC2)

Compound	Time (min)	Peak Area
Acetaldehyde	0.978	5.901
Ethanol	1.336	89.582
n-Propanol	2.359	178.664

Scottsdale Police Department Crime Lab Volatiles Analysis

Sample: XXXXXXXXXX	Item number: 1160281
Injection date: 7/27/2017 2:43:24 PM	Vial: 22
Method: ethanol quant.M	Sequence: 27Jul17
Instrument: US14173023 CN14160045	Analyst: Adrian
Data file: C:\Chem3211\Data\27Jul17\22.D	

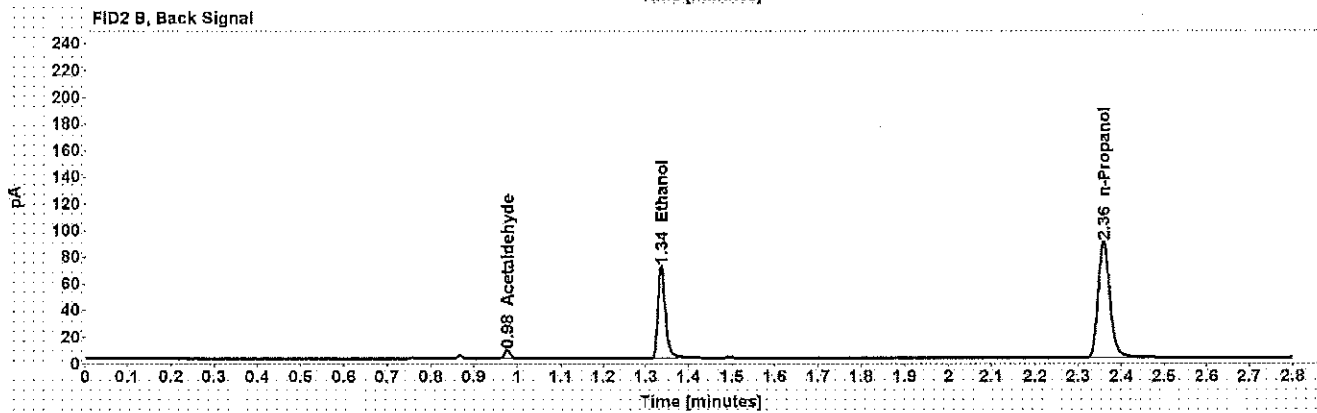
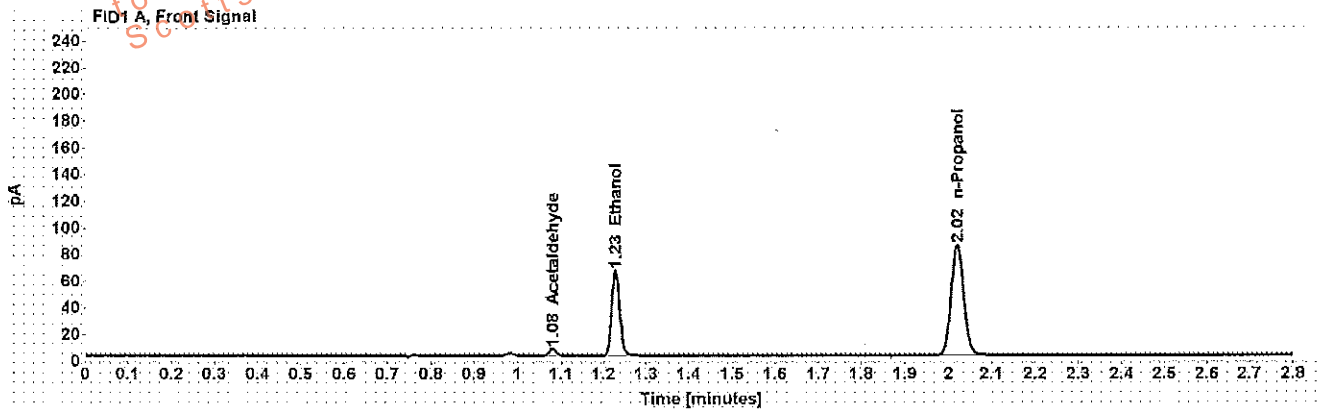


Table 1: FID 1 A (column DB-ALC1)

Compound	Amount (g/100mL)	Time (min)	Peak Area
Acetaldehyde	-----	1.081	5.314
>Ethanol	0.1248	1.228	83.310
n-Propanol	-----	2.020	171.203

Table 2: FID 2 B (column DB-ALC2)

Compound	Time (min)	Peak Area
Acetaldehyde	0.978	5.763
Ethanol	1.337	84.566
n-Propanol	2.359	168.988

Scottsdale Police Department Crime Lab Volatiles Analysis

Sample: XXXXXXXXXX	Item number: 1159410
Injection date: 7/27/2017 2:47:24 PM	Vial: 23
Method: ethanol quant.M	Sequence: 27Jul17
Instrument: US14173023 CN14160045	Analyst: Adrian
Data file: C:\Chem3211\Data\27Jul17\23.D	

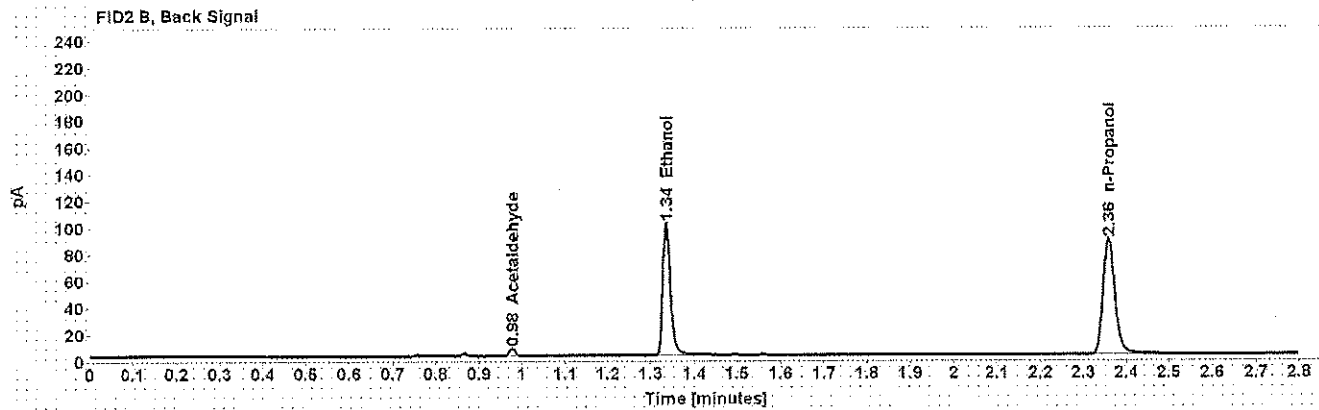
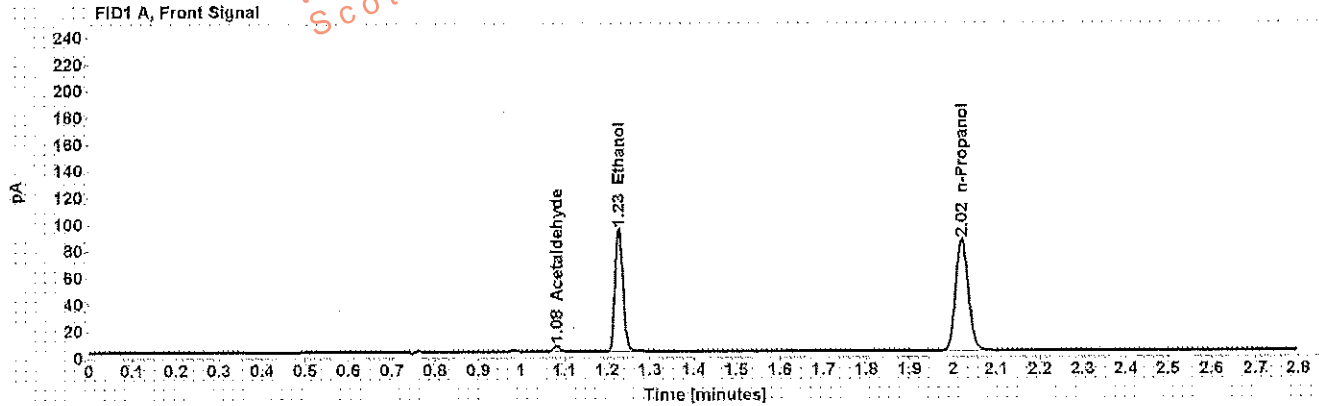


Table 1: FID 1 A (column DB-ALC1)

Compound	Amount (g/100mL)	Time (min)	Peak Area
Acetaldehyde	-----	1.081	4.644
>Ethanol	0.1782	1.228	119.451
n-Propanol	-----	2.020	171.218

Table 2: FID 2 B (column DB-ALC2)

Compound	Time (min)	Peak Area
Acetaldehyde	0.978	5.036
Ethanol	1.336	122.142
n-Propanol	2.359	169.515

Scottsdale Police Department Crime Lab Volatiles Analysis

Sample:	[REDACTED]	Item number:	1159410
Injection date:	7/27/2017 2:51:25 PM	Vial:	24
Method:	ethanol quant.M	Sequence:	27Jul17
Instrument:	US14173023 CN14160045	Analyst:	Adrian
Data file:	C:\Chem32\1\Data\27Jul17\24.D		

Dissemination is restricted to Criminal Justice Agencies and authorized Non-C.J. Agencies ONLY. Secondary dissemination to unauthorized agencies is PROHIBITED.
Scottsdale City Prosecutor

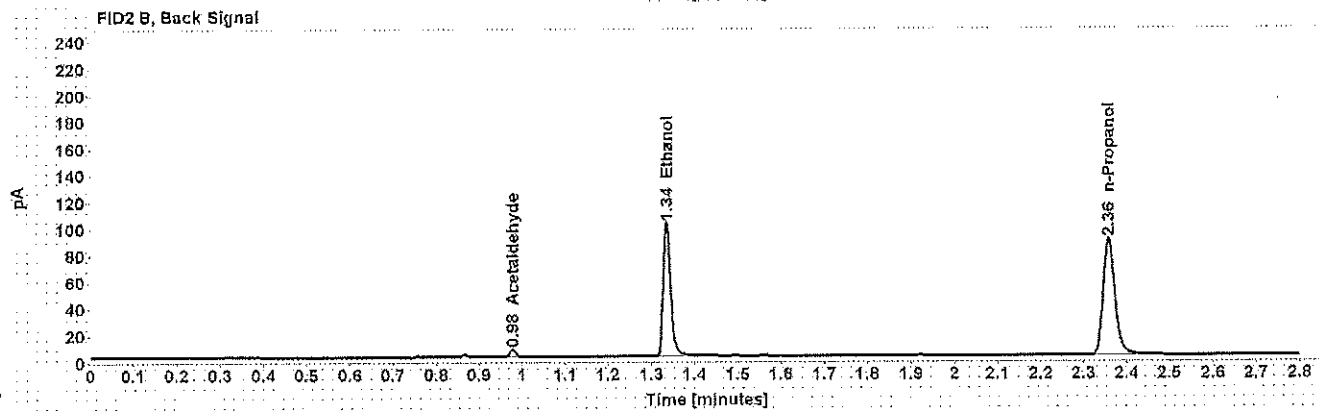
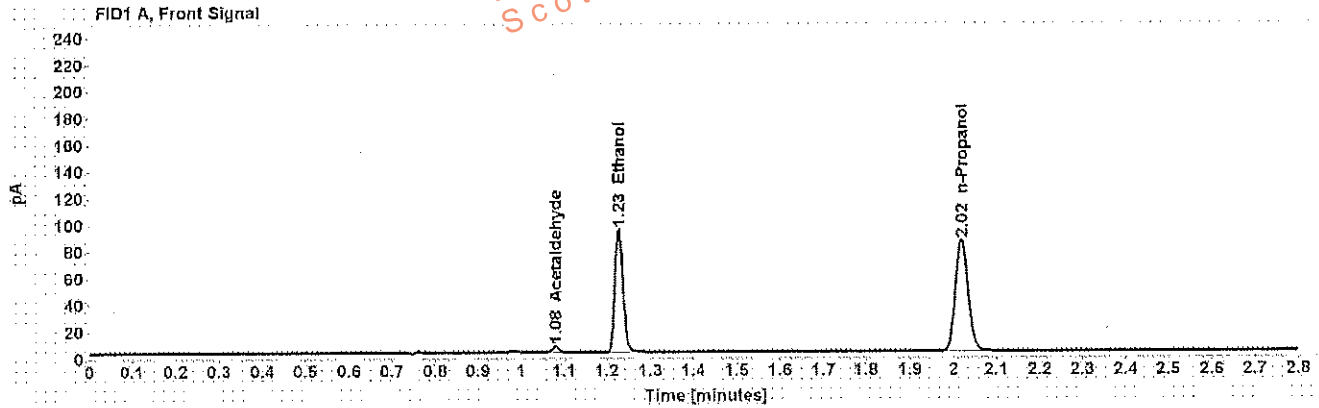


Table 1: FID 1 A (column DB-ALC1)

Compound	Amount (g/100mL)	Time (min)	Peak Area
Acetaldehyde	-----	1.081	4.590
>Ethanol	0.1783	1.228	120.170
n-Propanol	-----	2.020	172.115

Table 2: FID 2 B (column DB-ALC2)

Compound	Time (min)	Peak Area
Acetaldehyde	0.977	4.978
Ethanol	1.335	122.530
n-Propanol	2.358	170.199

Scottsdale Police Department Crime Lab Volatiles Analysis

Sample: XXXXXXXXXX	Item number: 1159835
Injection date: 7/27/2017 2:55:40 PM	Vial: 25
Method: ethanol quant.M	Sequence: 27Jul17
Instrument: GS14173023 CN14160045	Analyst: Adrian
Data file: C:\Chem3211\Data\27Jul17\25.D	

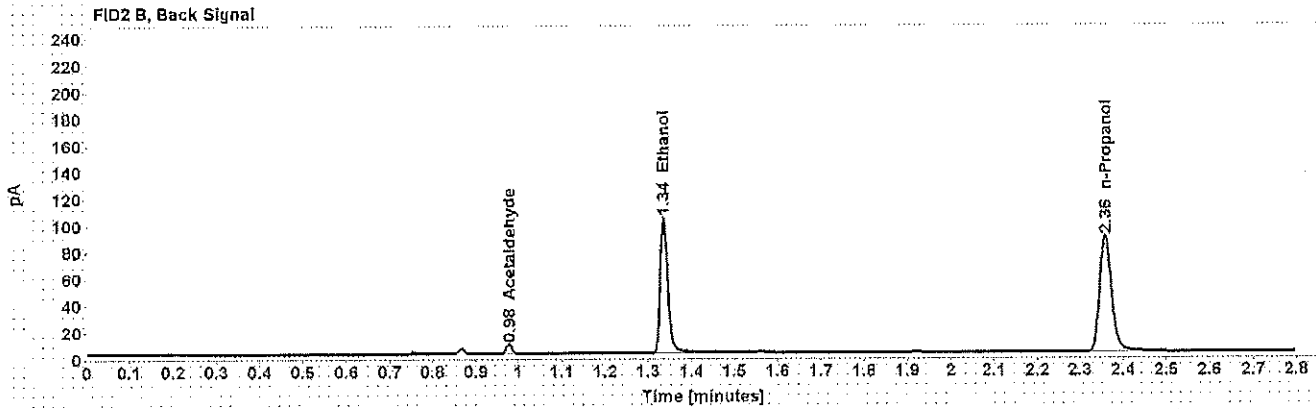
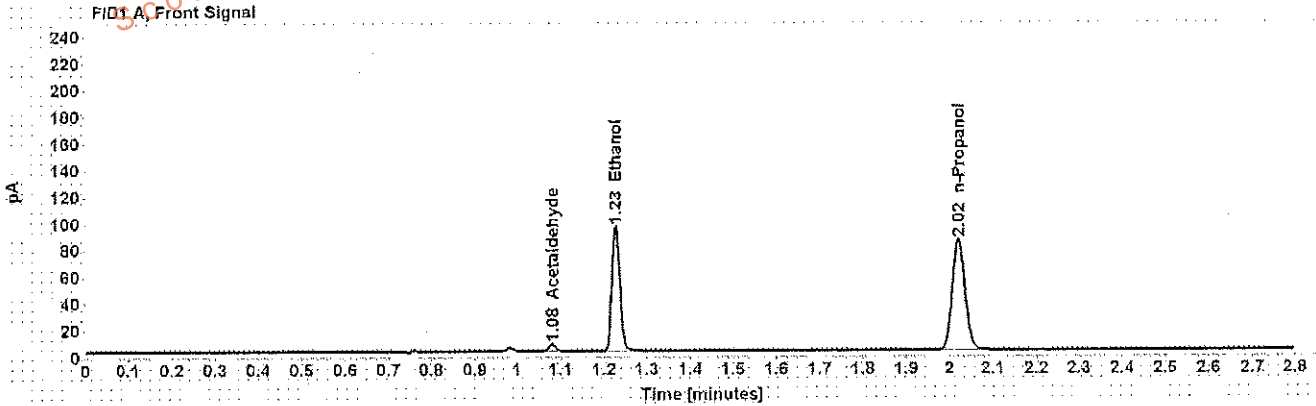


Table 1: FID 1 A (column DB-ALC1)

Compound	Amount (g/100mL)	Time (min)	Peak Area
Acetaldehyde	-----	1.081	5.640
>Ethanol	0.1825	1.228	121.855
n-Propanol	-----	2.020	170.502

Table 2: FID 2 B (column DB-ALC2)

Compound	Time (min)	Peak Area
Acetaldehyde	0.978	6.169
Ethanol	1.336	126.149
n-Propanol	2.359	169.837

Scottsdale Police Department Crime Lab Volatiles Analysis

Sample:	[REDACTED]	Item number:	1159835
Injection date:	7/27/2017 2:59:39 PM	Vial:	26
Method:	ethanol quant.M	Sequence:	27Jul17
Instrument:	US14173023 CN14160045	Analyst:	Adrian
Data file:	C:\Chem3211\Data\27Jul17\26.D		

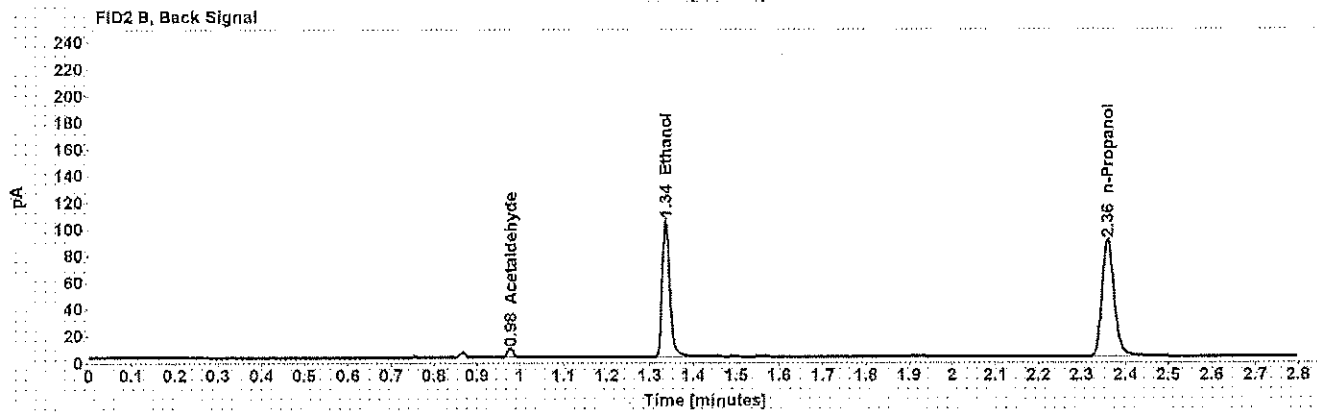
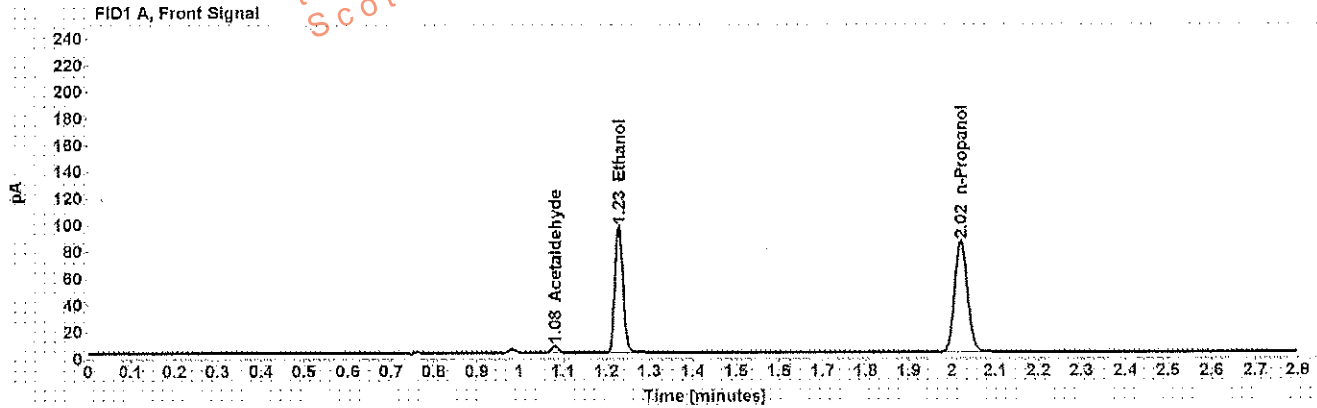


Table 1: FID 1 A (column DB-ALC1)

Compound	Amount (g/100mL)	Time (min)	Peak Area
Acetaldehyde	-----	1.081	5.570
>Ethanol	0.1831	1.228	122.813
n-Propanol	-----	2.021	171.241

Table 2: FID 2 B (column DB-ALC2)

Compound	Time (min)	Peak Area
Acetaldehyde	0.978	6.041
Ethanol	1.336	126.850
n-Propanol	2.359	170.098

Scottsdale Police Department Crime Lab Volatiles Analysis

Sample: [REDACTED] Item number: 1157761
 Injection date: 7/27/2017 3:03:40 PM Vial: 27
 Method: ethanol quant.M Sequence: 27Jul17
 Instrument: US14173023 CN14160045 Analyst: Adrian
 Data file: C:\Chem32\1\Data\27Jul17\27.D

Dissemination is restricted to Criminal Justice Agencies and authorized Non-C.J. Agencies ONLY. Secondary dissemination to unauthorized agencies is PROHIBITED.
 Scottsdale City Prosecutor

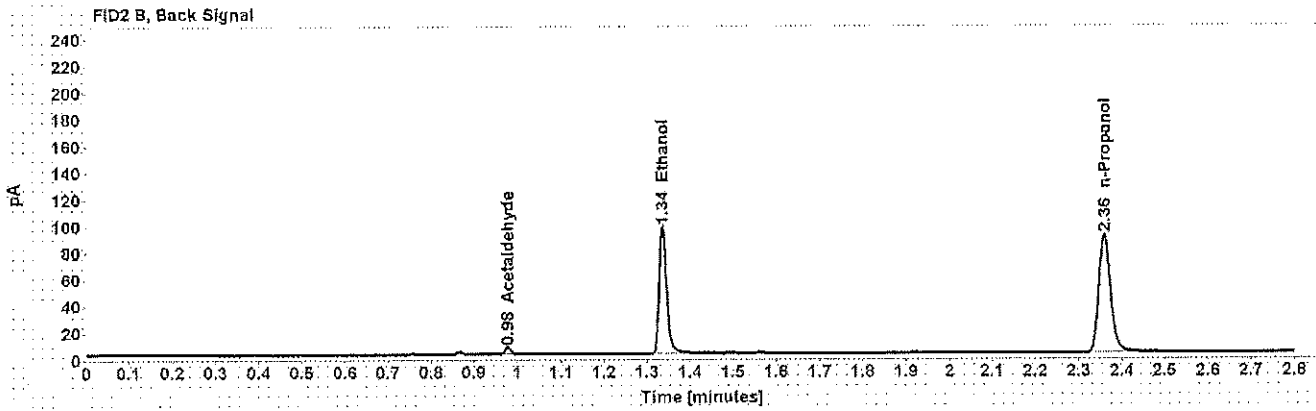
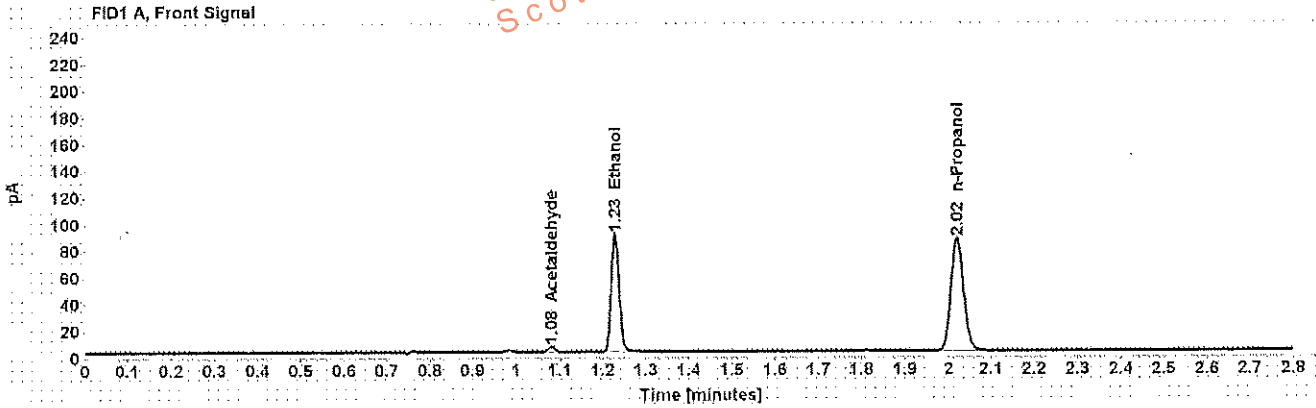


Table 1: FID 1 A (column DB-ALC1)

Compound	Amount (g/100mL)	Time (min)	Peak Area
Acetaldehyde	-----	1.081	4.437
>Ethanol	0.1688	1.226	114.628
n-Propanol	-----	2.021	173.576

Table 2: FID 2 B (column DB-ALC2)

Compound	Time (min)	Peak Area
Acetaldehyde	0.978	4.821
Ethanol	1.336	117.312
n-Propanol	2.359	172.364

Scottsdale Police Department Crime Lab Volatiles Analysis

Sample: XXXXXXXXXX	Item number: 1157761
Injection date: 7/27/2017 3:07:39 PM	Vial: 28
Method: ethanol quant M	Sequence: 27Jul17
Instrument: US14173023 CN14160045	Analyst: Adrian
Data file: C:\Chem32\1\Data\27Jul17\28.D	

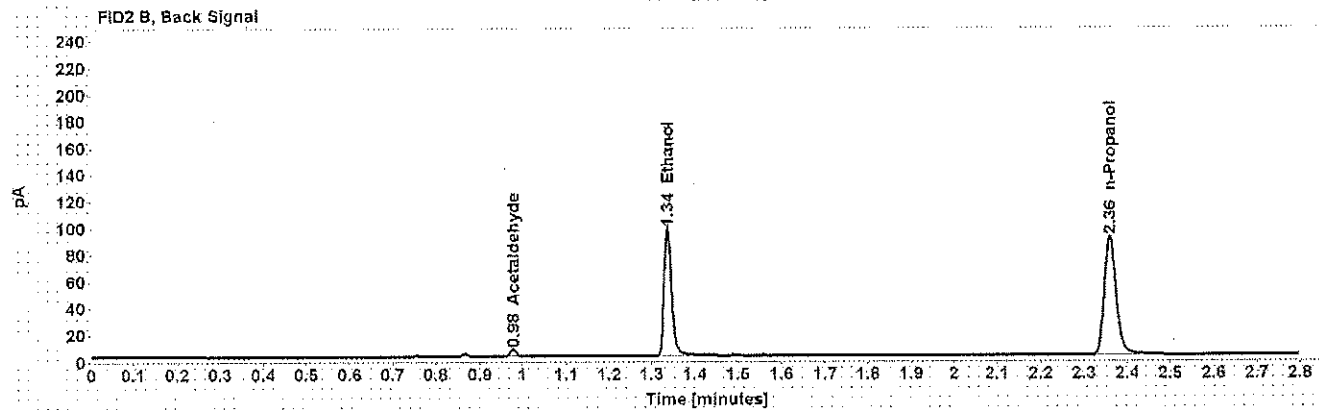
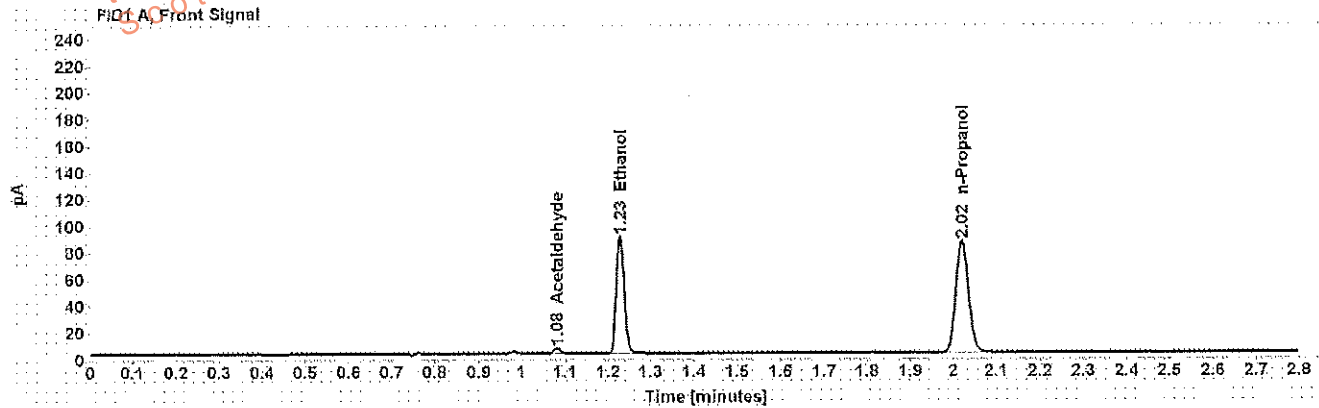


Table 1: FID 1 A (column DB-ALC1)

Compound	Amount (g/100mL)	Time (min)	Peak Area
Acetaldehyde	-----	1.081	4.430
>Ethanol	0.1690	1.228	114.292
n-Propanol	-----	2.020	172.797

Table 2: FID 2 B (column DB-ALC2)

Compound	Time (min)	Peak Area
Acetaldehyde	0.978	4.819
Ethanol	1.336	117.205
n-Propanol	2.359	171.886

Scottsdale Police Department Crime Lab Volatiles Analysis

Sample:	[REDACTED]	Item number:	1135705
Injection date:	7/27/2017 3:11:39 PM	Vial:	29
Method:	ethanol quant.M	Sequence:	27Jul17
Instrument:	US14173023 CN14160045	Analyst:	Adrian
Data file:	C:\Chem3211\Data\27Jul17\29.D		

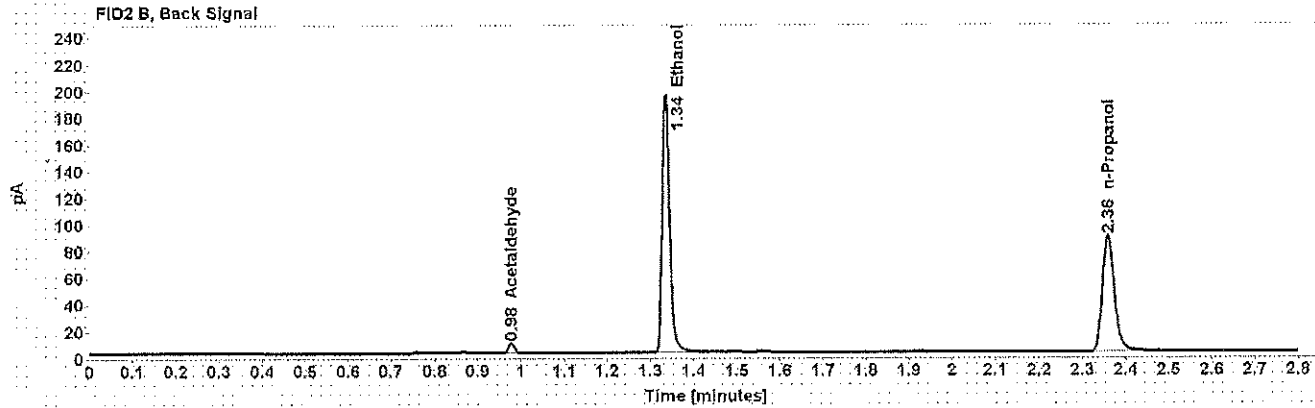
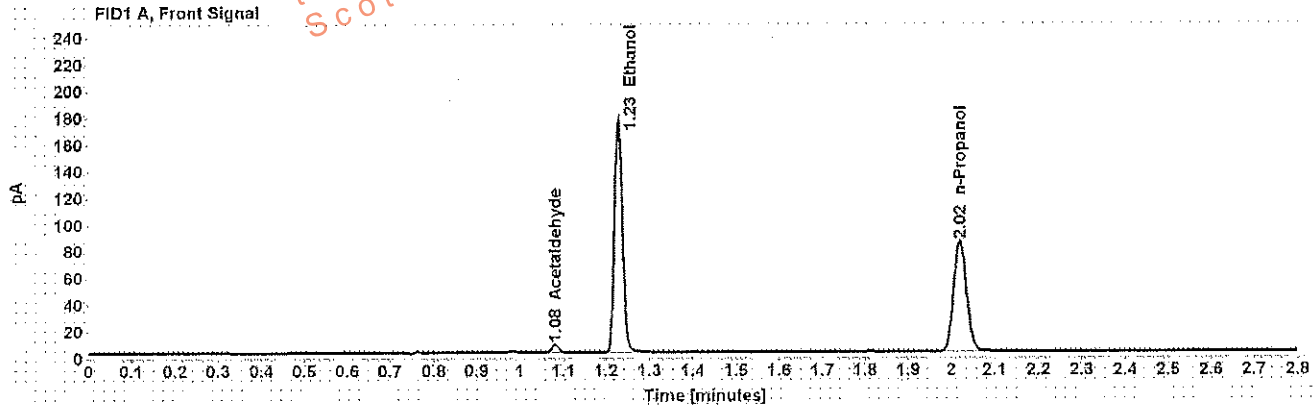


Table 1: FID 1 A (column DB-ALC1)

Compound	Amount (g/100mL)	Time (min)	Peak Area
Acetaldehyde	-----	1.081	6.241
>Ethanol	0.3378	1.228	225.981
n-Propanol	-----	2.021	170.107

Table 2: FID 2 B (column DB-ALC2)

Compound	Time (min)	Peak Area
Acetaldehyde	0.978	6.750
Ethanol	1.336	234.419
n-Propanol	2.359	169.503

Scottsdale Police Department Crime Lab Volatiles Analysis

Sample:	[REDACTED]	Item number:	1135705
Injection date:	7/27/2017 3:15:39 PM	Vial:	30
Method:	ethanol quant.M	Sequence:	27Jul17
Instrument:	US14173023 CN14160045	Analyst:	Adrian
Data file:	C:\Chem32\1\Data\27Jul17\30.D		

Dissemination is restricted to Criminal Justice Agencies and authorized agencies. Dissemination to unauthorized agencies is PROHIBITED.
Scottsdale City Prosecutor

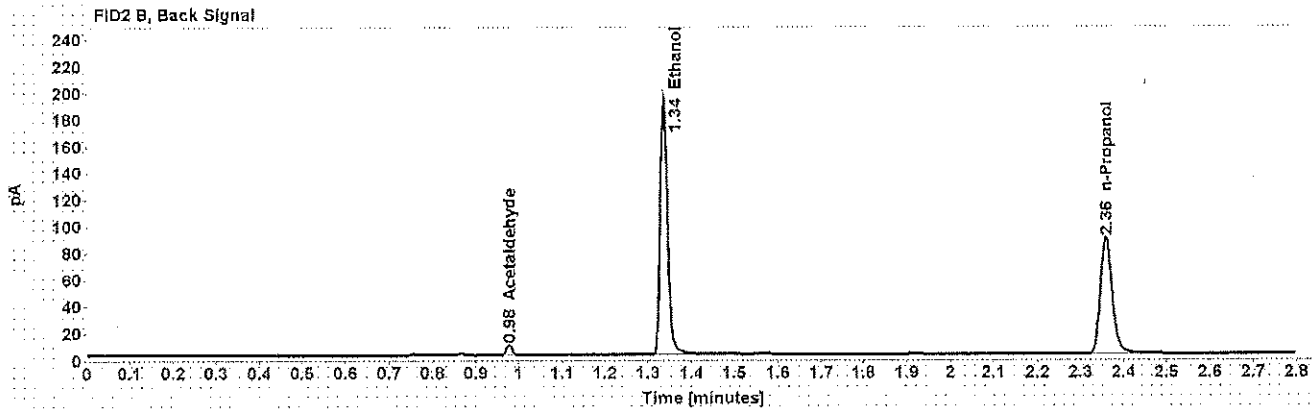
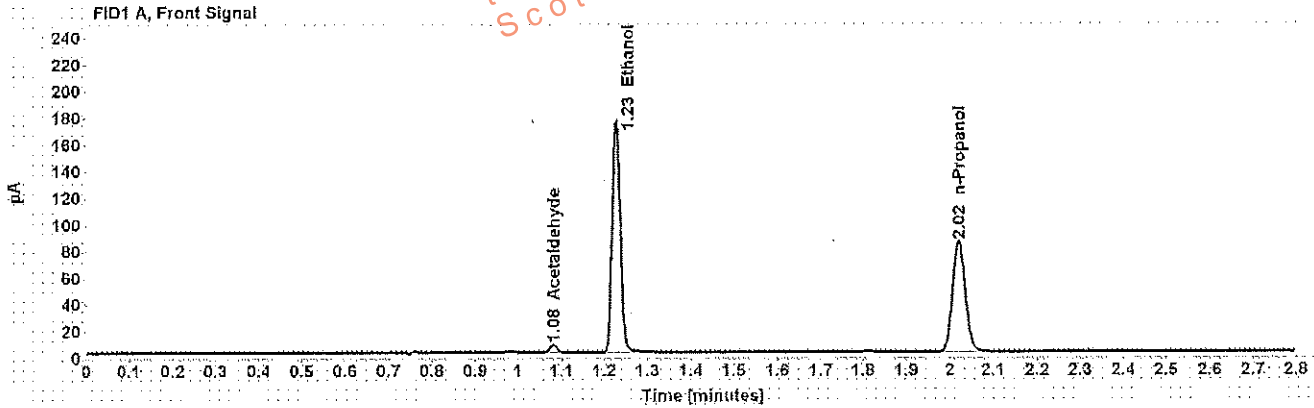


Table 1: FID 1 A (column DB-ALC1)

Compound	Amount (g/100mL)	Time (min)	Peak Area
Acetaldehyde	-----	1.081	6.177
>Ethanol	0.3367	1.228	224.788
n-Propanol	-----	2.020	169.755

Table 2: FID 2 B (column DB-ALC2)

Compound	Time (min)	Peak Area
Acetaldehyde	0.978	6.731
Ethanol	1.338	233.153
n-Propanol	2.359	168.193

Scottsdale Police Department Crime Lab Volatiles Analysis

Sample: XXXXXXXXXX	Item number: 1164245
Injection date: 7/27/2017 3:23:54 PM	Vial: 32
Method: ethanol quant.M	Sequence: 27Jul17
Instrument: OS14173023 CN14160045	Analyst: Adrian
Data file: C:\Chem32\11\Data\27Jul17\32.D	

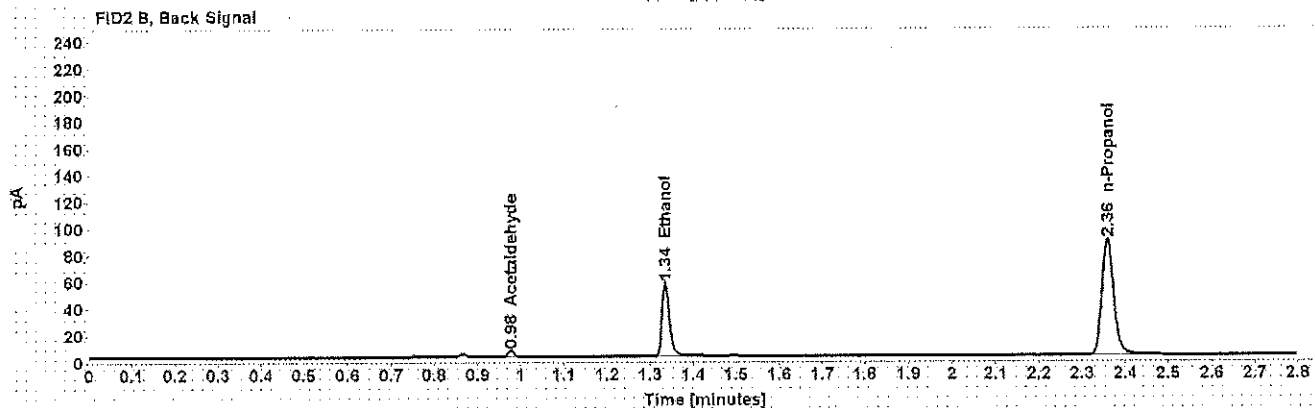
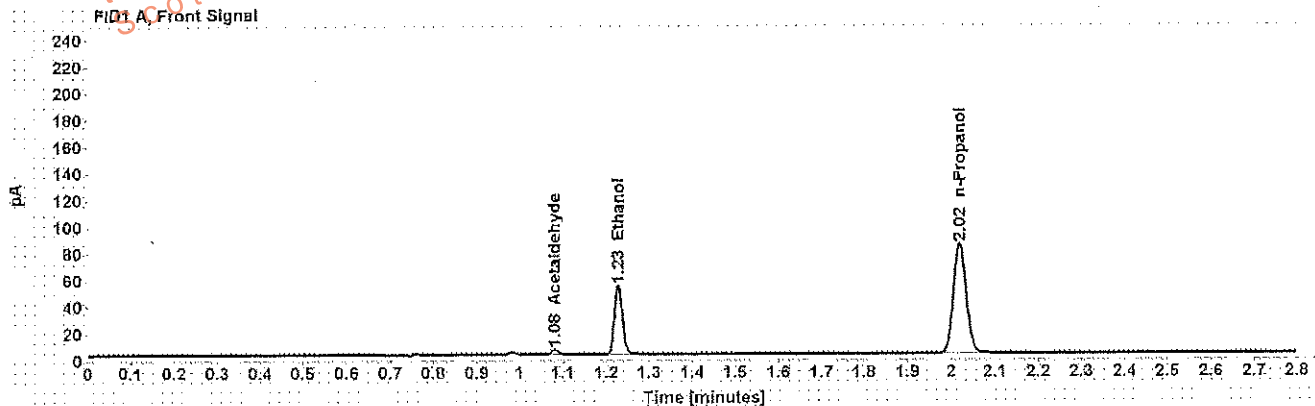


Table 1: FID 1 A (column DB-ALC1)

Compound	Amount (g/100mL)	Time (min)	Peak Area
Acetaldehyde	-----	1.081	3.823
>Ethanol	0.1020	1.228	67.217
n-Propanol	-----	2.019	169.499

Table 2: FID 2 B (column DB-ALC2)

Compound	Time (min)	Peak Area
Acetaldehyde	0.977	4.166
Ethanol	1.335	68.067
n-Propanol	2.358	168.627

Scottsdale Police Department Crime Lab Volatiles Analysis

Sample:	[REDACTED]	Item number:	1164245
Injection date:	7/27/2017 3:27:54 PM	Vial:	33
Method:	ethanol quant.M	Sequence:	27Jul17
Instrument:	US14173023 CN14160045	Analyst:	Adrian
Data file:	C:\Chem3211\Data\27Jul17\33.D		

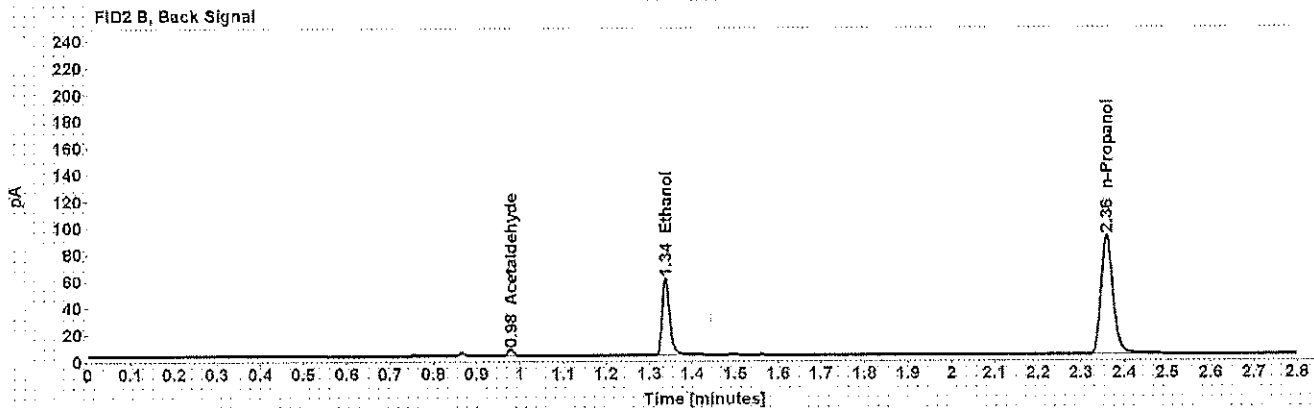
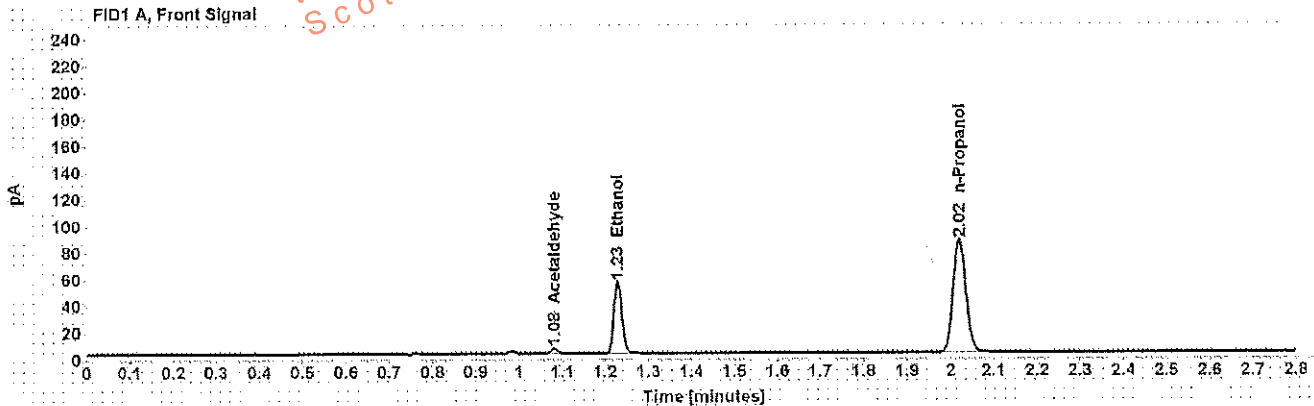


Table 1: FID 1 A (column DB-ALC1)

Compound	Amount (g/100mL)	Time (min)	Peak Area
Acetaldehyde	-----	1.081	4.030
>Ethanol	0.1036	1.229	69.985
n-Propanol	-----	2.021	173.723

Table 2: FID 2 B (column DB-ALC2)

Compound	Time (min)	Peak Area
Acetaldehyde	0.978	4.387
Ethanol	1.337	70.990
n-Propanol	2.360	172.976

Scottsdale Police Department Crime Lab Volatiles Analysis

Sample:	[REDACTED]	Item number:	1164140
Injection date:	7/27/2017 3:31:54 PM	Vial:	34
Method:	ethanol quant.M	Sequence:	27Jul17
Instrument:	US14173023 CN14160045	Analyst:	Adrian
Data file:	C:\Chem32\1\Data\27Jul17\34.D		

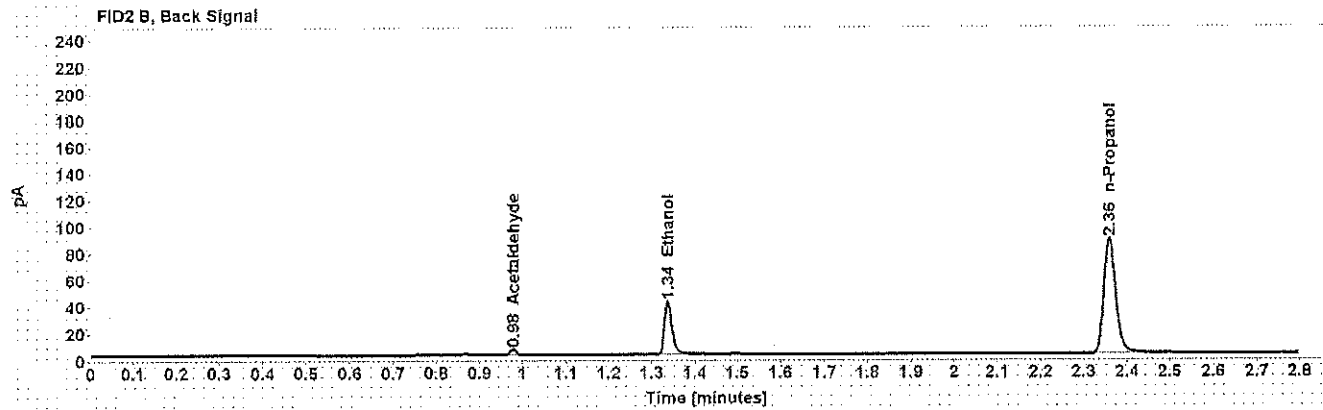
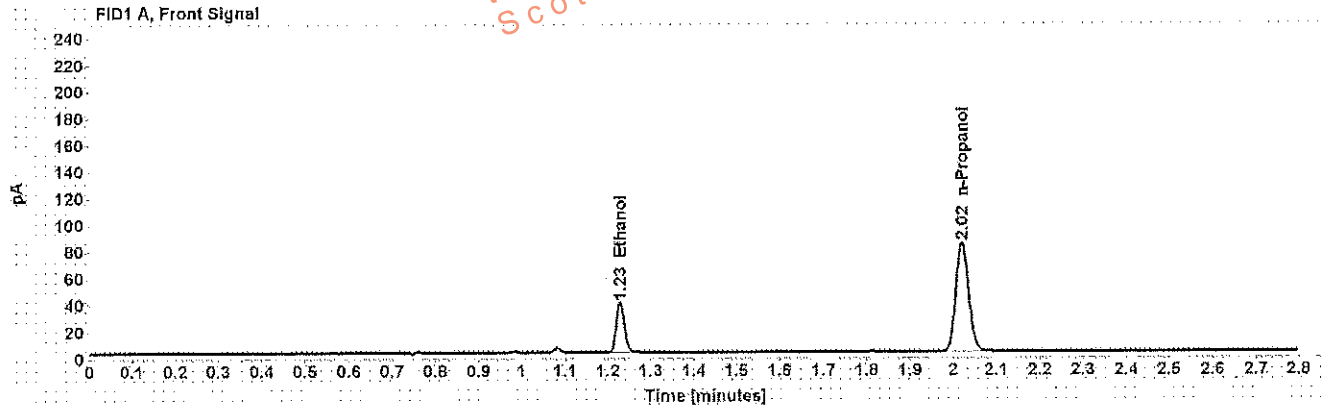


Table 1: FID 1 A (column DB-ALC1)

Compound	Amount (g/100mL)	Time (min)	Peak Area
>Ethanol	0.0753	1.229	48.901
n-Propanol	-----	2.021	168.143

Table 2: FID 2 B (column DB-ALC2)

Compound	Time (min)	Peak Area
Acetaldehyde	0.978	3.953
Ethanol	1.337	49.451
n-Propanol	2.359	166.612

Scottsdale Police Department Crime Lab Volatiles Analysis

Sample: XXXXXXXXXX	Item number: 1164140
Injection date: 7/27/2017 3:35:54 PM	Vial: 35
Method: ethanol quant.M	Sequence: 27Jul17
Instrument: US14173023 CN14160045	Analyst: Adrian
Data file: C:\Chem32\11Data\27Jul17\135.D	

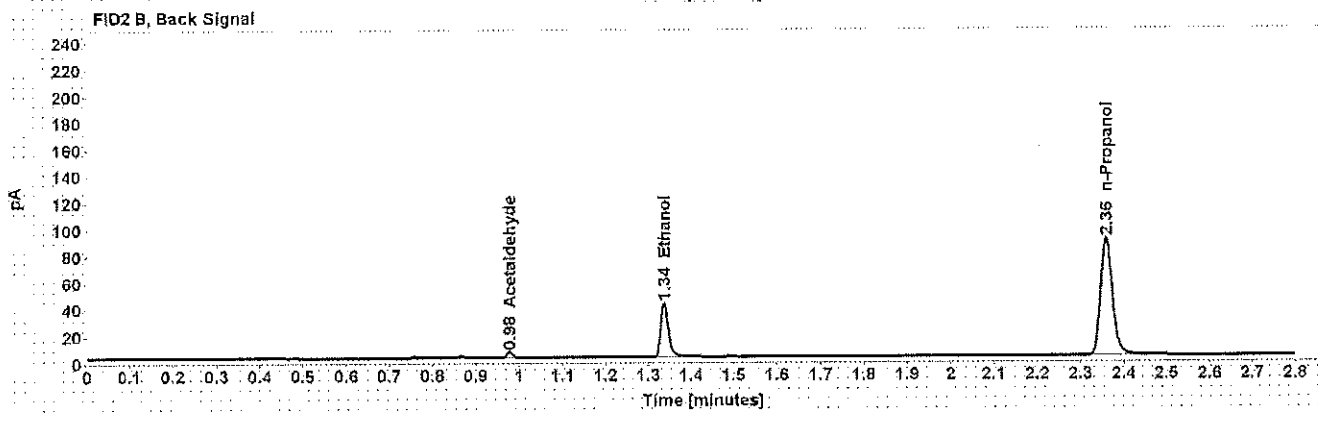
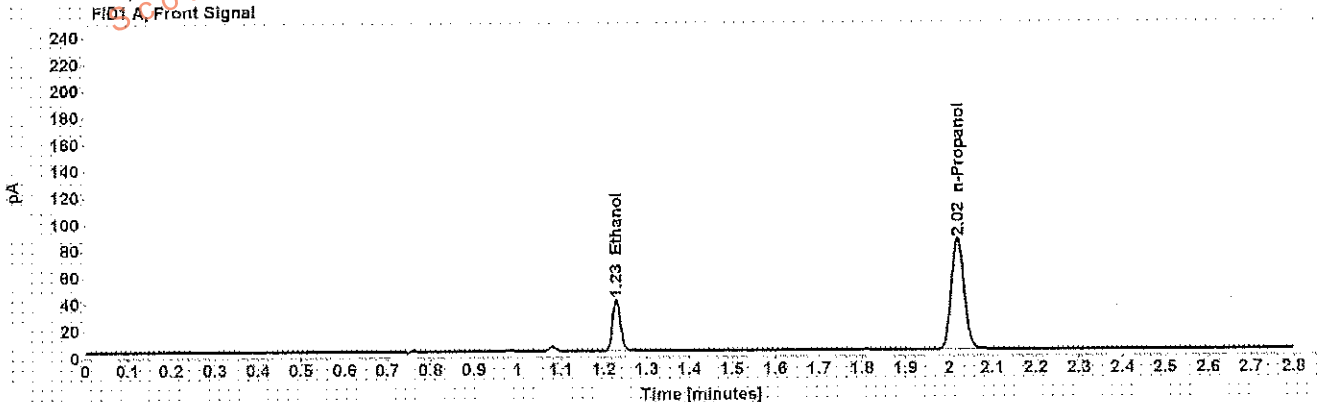


Table 1: FID 1 A (column DB-ALC1)

Compound	Amount (g/100mL)	Time (min)	Peak Area
>Ethanol	0.0750	1.229	49.603
n-Propanol	-----	2.020	171.236

Table 2: FID 2 B (column DB-ALC2)

Compound	Time (min)	Peak Area
Acetaldehyde	0.978	3.912
Ethanol	1.337	50.101
n-Propanol	2.359	169.435

Scottsdale Police Department Crime Lab Volatiles Analysis

Sample:	[REDACTED]	Item number:	1164441
Injection date:	7/27/2017 3:39:54 PM	Vial:	36
Method:	ethanol quant.M	Sequence:	27Jul17
Instrument:	US14173023 CN14160045	Analyst:	Adrian
Data file:	C:\Chem3211\Data\27Jul17\36.D		

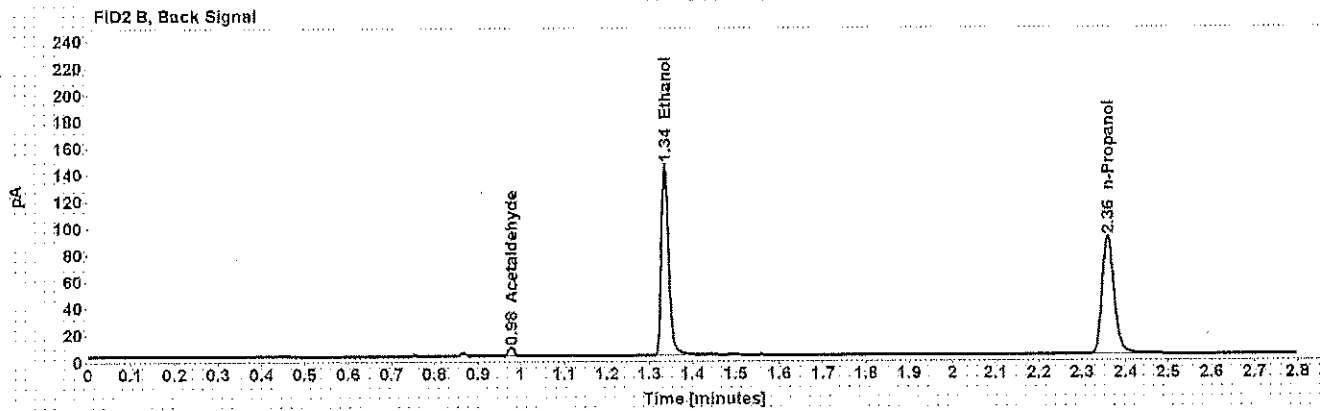
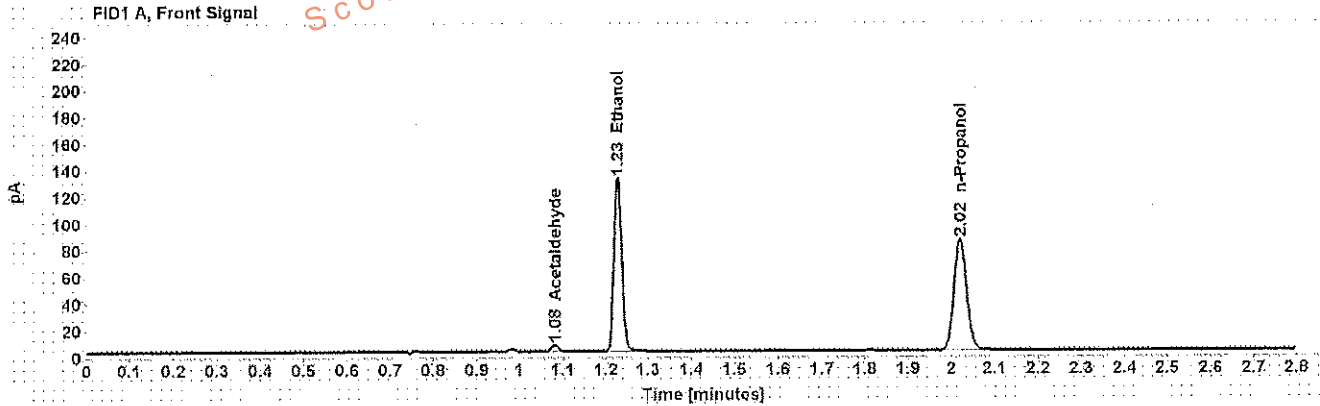


Table 1: FID 1 A (column DB-ALC1)

Compound	Amount (g/100mL)	Time (min)	Peak Area
Acetaldehyde	-----	1.081	5.516
>Ethanol	0.2507	1.228	169.230
n-Propanol	-----	2.020	171.923

Table 2: FID 2 B (column DB-ALC2)

Compound	Time (min)	Peak Area
Acetaldehyde	0.978	6.005
Ethanol	1.338	174.615
n-Propanol	2.359	172.143

Scottsdale Police Department Crime Lab Volatiles Analysis

Sample:	[REDACTED]	Item number:	1164441
Injection date:	7/27/2017 3:44:10 PM	Vial:	37
Method:	ethanol quant.M	Sequence:	27Jul17
Instrument:	US14173023 CN14160045	Analyst:	Adrian
Data file:	C:\Chem32\1\Data\27Jul17\37.D		

Dissemination is restricted to Criminal Justice Agencies and authorized Non-C.J. Agencies ONLY. Secondary dissemination to unauthorized agencies is PROHIBITED.
Scottsdale City Prosecutor

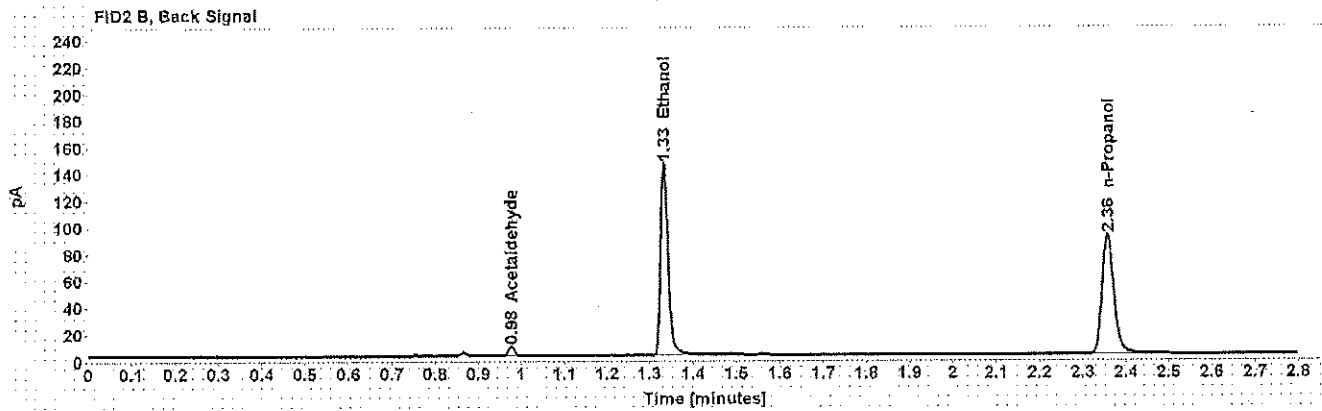
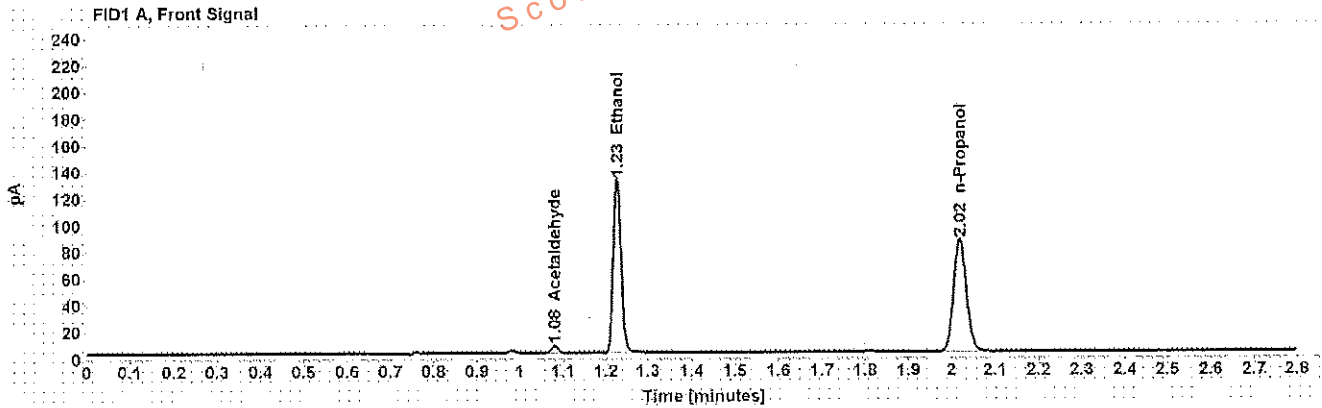


Table 1: FID 1 A (column DB-ALC1)

Compound	Amount (g/100mL)	Time (min)	Peak Area
Acetaldehyde	-----	1.080	5.688
>Ethanol	0.2488	1.227	168.939
n-Propanol	-----	2.019	172.947

Table 2: FID 2 B (column DB-ALC2)

Compound	Time (min)	Peak Area
Acetaldehyde	0.977	6.199
Ethanol	1.334	174.176
n-Propanol	2.357	173.840

Scottsdale Police Department Crime Lab Volatiles Analysis

Sample: XXXXXXXXXX	Item number: 1164184
Injection date: 7/27/2017 3:48:09 PM	Vial: 38
Method: ethanol quant.M	Sequence: 27Jul17
Instrument: US14173023 CN14160045	Analyst: Adrian
Data file: C:\Chem3211\Data\27Jul17\138.D	

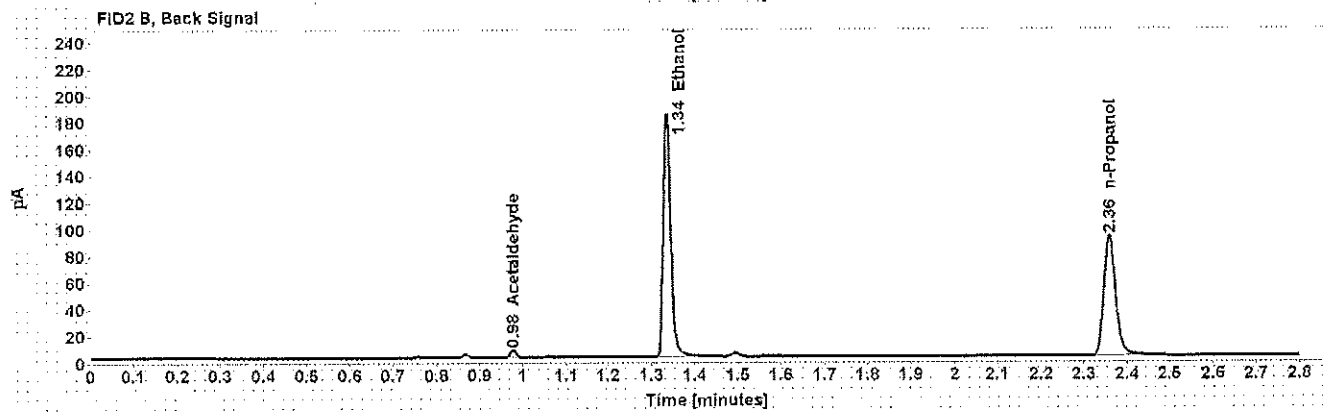
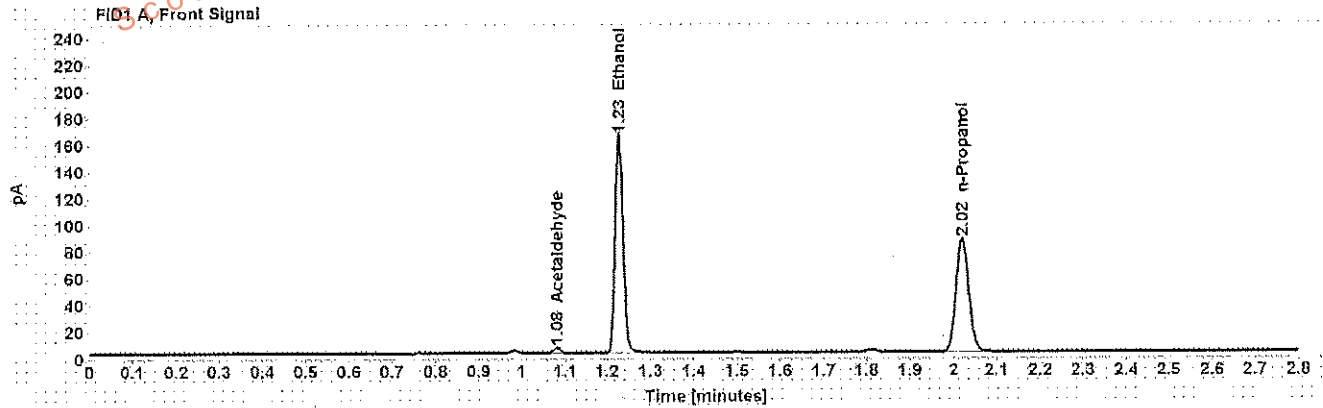


Table 1: FID 1 A (column DB-ALC1)

Compound	Amount (g/100mL)	Time (min)	Peak Area
Acetaldehyde	-----	1.081	4.543
>Ethanol	0.3094	1.228	212.430
n-Propanol	-----	2.020	174.656

Table 2: FID 2 B (column DB-ALC2)

Compound	Time (min)	Peak Area
Acetaldehyde	0.978	4.950
Ethanol	1.336	219.682
n-Propanol	2.359	172.798

Scottsdale Police Department Crime Lab Volatiles Analysis

Sample:	[REDACTED]	Item number:	1164184
Injection date:	7/27/2017 3:52:09 PM	Vial:	39
Method:	ethanol quant M	Sequence:	27Jul17
Instrument:	US14173023 CN14160045	Analyst:	Adrian
Data file:	C:\Chem3211\Data\27Jul17\39.D		

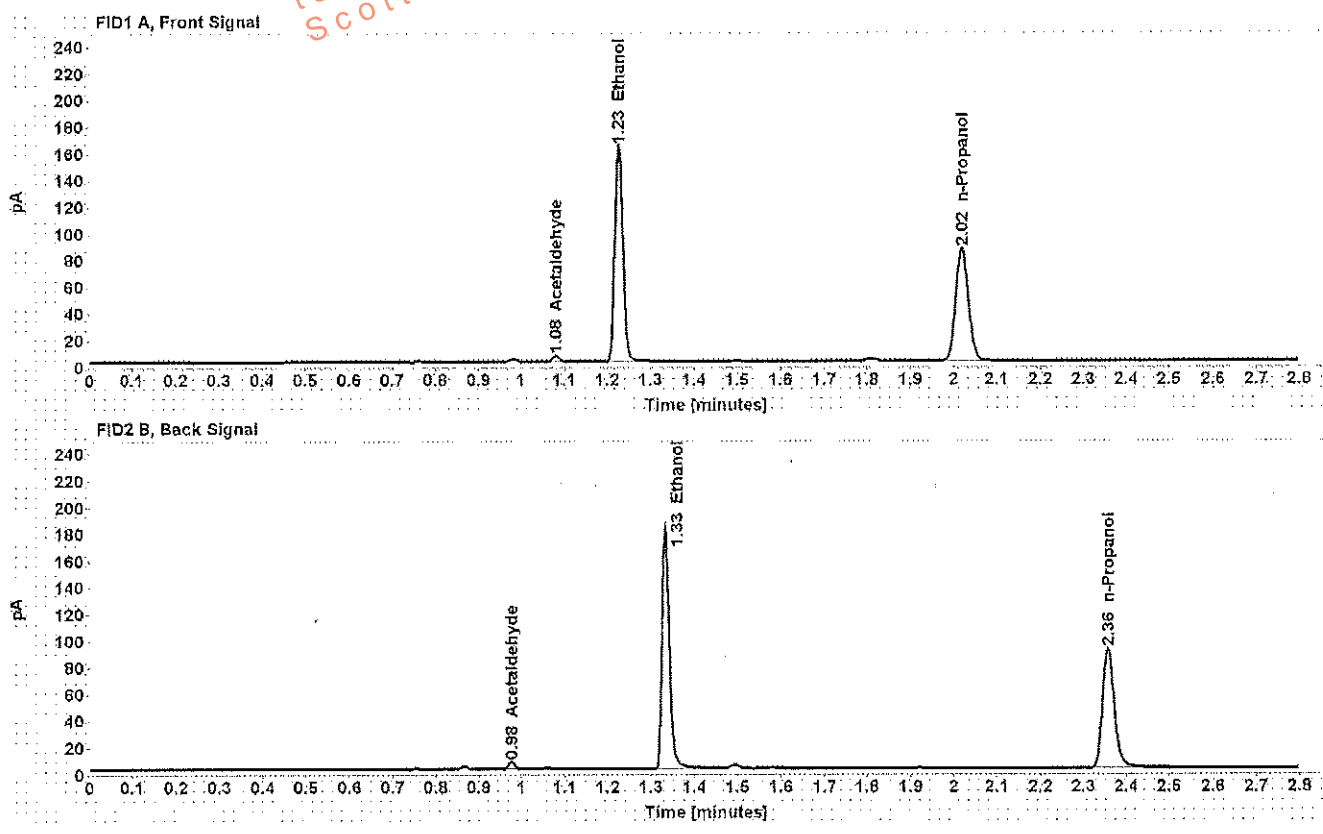


Table 1: FID 1 A (column DB-ALC1)

Compound	Amount (g/100mL)	Time (min)	Peak Area
Acetaldehyde	-----	1.080	4.637
>Ethanol	0.3068	1.227	209.594
n-Propanol	-----	2.019	173.811

Table 2: FID 2 B (column DB-ALC2)

Compound	Time (min)	Peak Area
Acetaldehyde	0.977	5.080
Ethanol	1.334	217.271
n-Propanol	2.357	174.563

Scottsdale Police Department Crime Lab Volatiles Analysis

Sample:	[REDACTED]	Item number:	1144910
Injection date:	7/27/2017 3:56:10 PM	Vial:	40
Method:	ethanol quant.M	Sequence:	27Jul17
Instrument:	US14173023 CN14160045	Analyst:	Adrian
Data file:	C:\Chem32\11\Data\27Jul17\40.D		

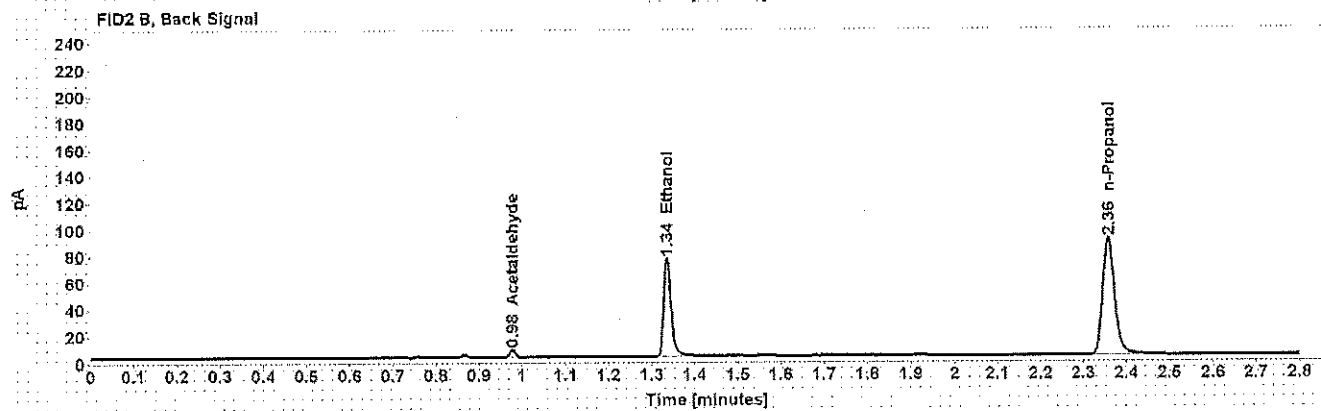
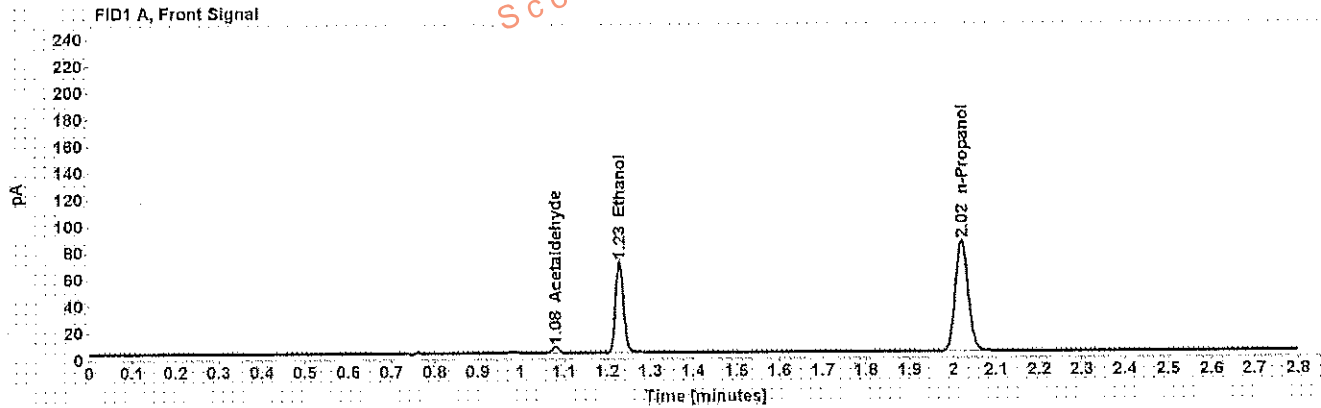


Table 1: FID 1 A (column DB-ALC1)

Compound	Amount (g/100mL)	Time (min)	Peak Area
Acetaldehyde	-----	1.081	4.713
>Ethanol	0.1332	1.228	88.520
n-Propanol	-----	2.020	170.266

Table 2: FID 2 B (column DB-ALC2)

Compound	Time (min)	Peak Area
Acetaldehyde	0.978	5.162
Ethanol	1.336	90.823
n-Propanol	2.359	170.896

Scottsdale Police Department Crime Lab Volatiles Analysis

Sample: [REDACTED]	Item number: 1144910
Injection date: 7/27/2017 4:00:10 PM	Vial: 41
Method: ethanol quant.M	Sequence: 27Jul17
Instrument: US14173023 CN14160045	Analyst: Adrian
Data file: C:\Chem3211\Data\27Jul17\41.D	

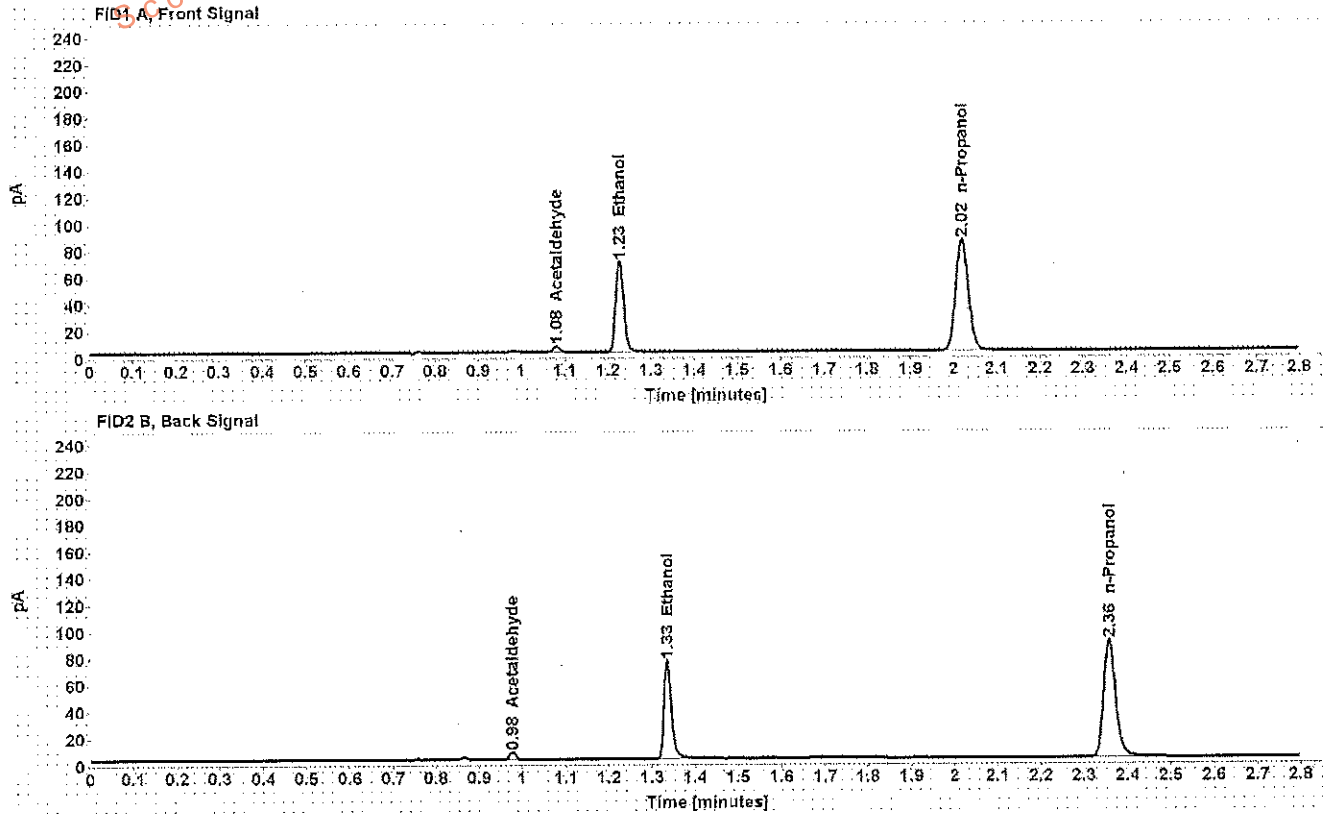


Table 1: FID 1 A (column DB-ALC1)

Compound	Amount (g/100mL)	Time (min)	Peak Area
Acetaldehyde	-----	1.081	4.695
>Ethanol	0.1322	1.227	88.059
n-Propanol	-----	2.020	170.651

Table 2: FID 2 B (column DB-ALC2)

Compound	Time (min)	Peak Area
Acetaldehyde	0.977	5.131
Ethanol	1.335	90.120
n-Propanol	2.358	171.206

Scottsdale Police Department Crime Lab Volatiles Analysis

Sample:	[REDACTED]	Item number:	1161330
Injection date:	7/27/2017 4:08:24 PM	Vial:	43
Method:	ethanol quant.M	Sequence:	27Jul17
Instrument:	US14173023 CN14160045	Analyst:	Adrian
Data file:	C:\Chem32\1>Data\27Jul17\43.D		

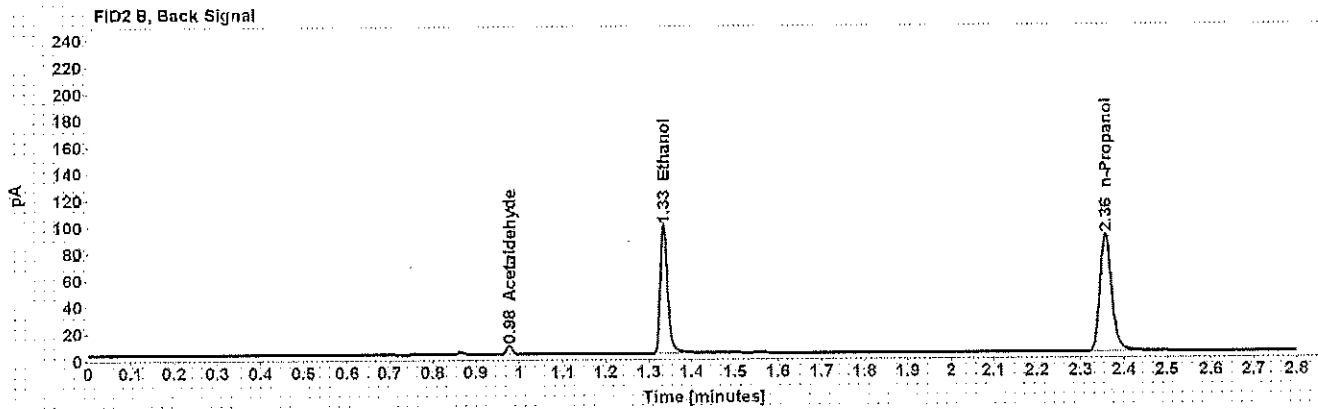
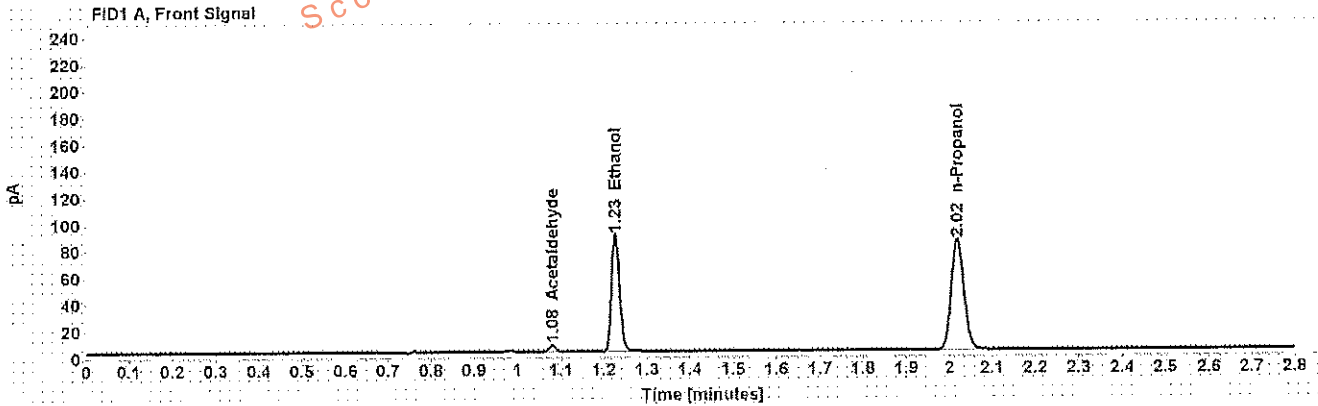


Table 1: FID 1 A (column DB-ALC1)

Compound	Amount (g/100mL)	Time (min)	Peak Area
Acetaldehyde	-----	1.080	5.331
>Ethanol	0.1715	1.227	114.017
n-Propanol	-----	2.019	169.856

Table 2: FID 2 B (column DB-ALC2)

Compound	Time (min)	Peak Area
Acetaldehyde	0.977	5.809
Ethanol	1.334	117.468
n-Propanol	2.358	170.774

Scottsdale Police Department Crime Lab Volatiles Analysis

Sample:	[REDACTED]	Item number:	1161330
Injection date:	7/27/2017 4:12:24 PM	Vial:	44
Method:	ethanol quant.M	Sequence:	27Jul17
Instrument:	US14173023 CN14160045	Analyst:	Adrian
Data file:	C:\Chem3211\Data\27Jul17\144.D		

Dissemination is restricted to Criminal Justice Agencies and authorized Non-C.J. Agencies ONLY. Secondary dissemination to unauthorized agencies is PROHIBITED.
Scottsdale City Prosecutor's Office

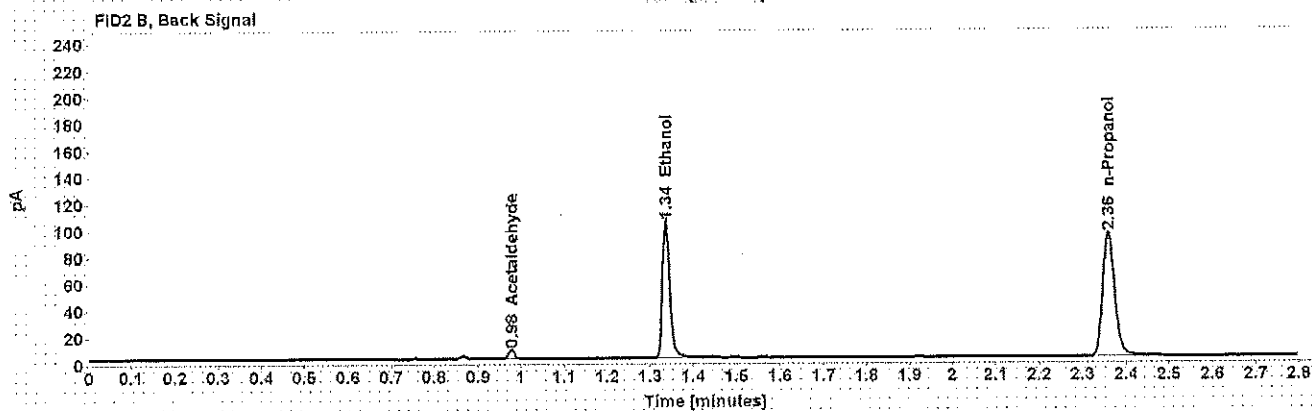
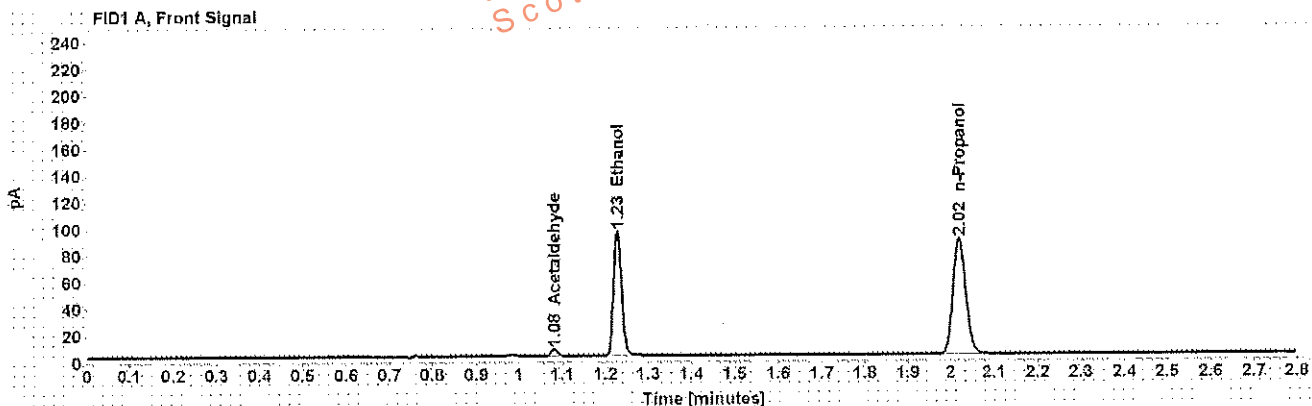


Table 1: FID 1 A (column DB-ALC1)

Compound	Amount (g/100mL)	Time (min)	Peak Area
Acetaldehyde	-----	1.081	5.479
>Ethanol	0.1745	1.228	121.527
n-Propanol	-----	2.020	177.956

Table 2: FID 2 B (column DB-ALC2)

Compound	Time (min)	Peak Area
Acetaldehyde	0.978	5.965
Ethanol	1.336	125.238
n-Propanol	2.359	178.934

Scottsdale Police Department Crime Lab Volatiles Analysis

Sample:	[REDACTED]	Item number:	1161571
Injection date:	7/27/2017 4:16:24 PM	Vial:	45
Method:	ethanol quant.M	Sequence:	27Jul17
Instrument:	US14173023 CN14160045	Analyst:	Adrian
Data file:	C:\Chem32\11\Data\27Jul17\45.D		

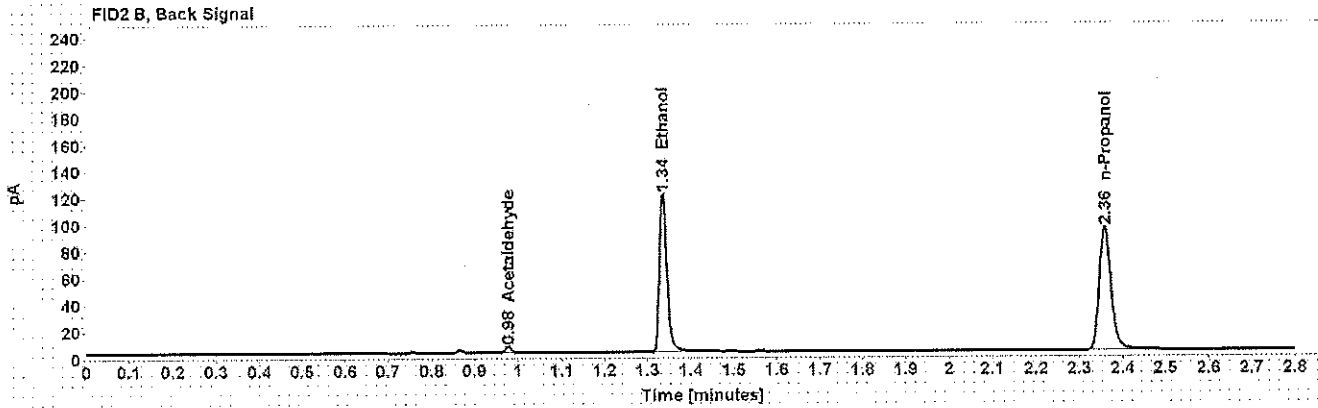
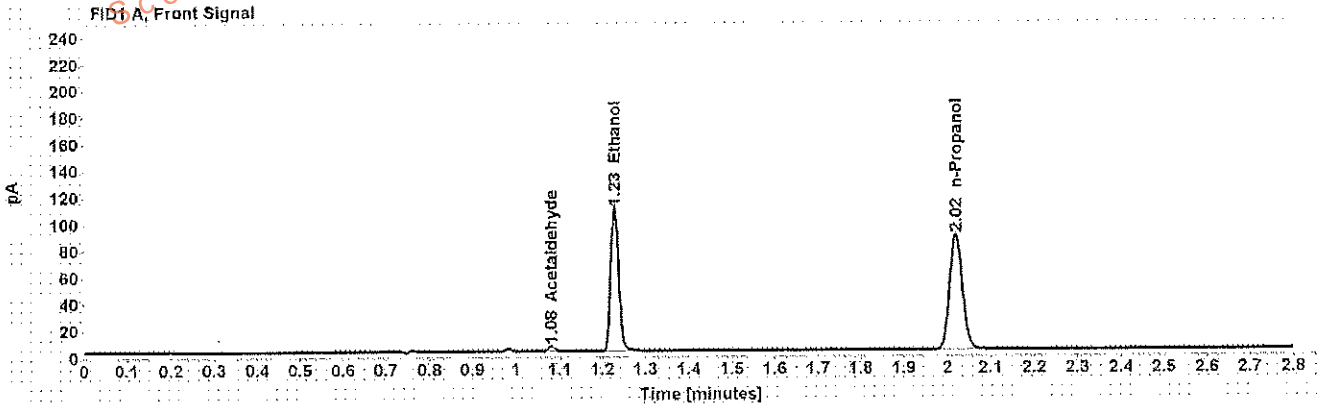


Table 1: FID 1 A (column DB-ALC1)

Compound	Amount (g/100mL)	Time (min)	Peak Area
Acetaldehyde	-----	1.081	3.781
>Ethanol	0.2003	1.228	139.557
n-Propanol	-----	2.020	177.768

Table 2: FID 2 B (column DB-ALC2)

Compound	Time (min)	Peak Area
Acetaldehyde	0.978	4.135
Ethanol	1.336	144.194
n-Propanol	2.359	179.065

Scottsdale Police Department Crime Lab Volatiles Analysis

Sample:	[REDACTED]	Item number:	1161571
Injection date:	7/27/2017 4:20:24 PM	Vial:	46
Method:	ethanol quant.M	Sequence:	27Jul17
Instrument:	US14173023 CN14160045	Analyst:	Adrian
Data file:	C:\Chem32\11\Data\27Jul17\146.D		

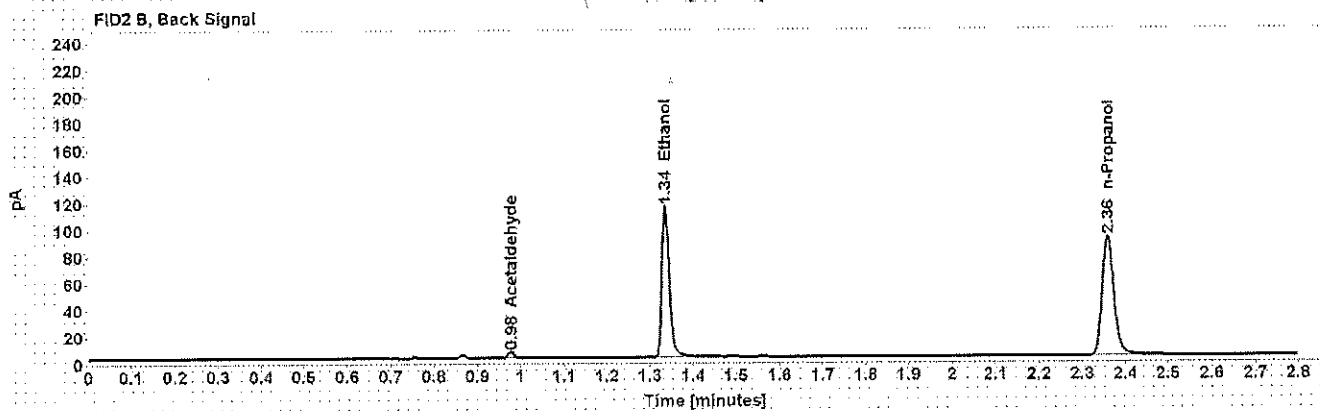
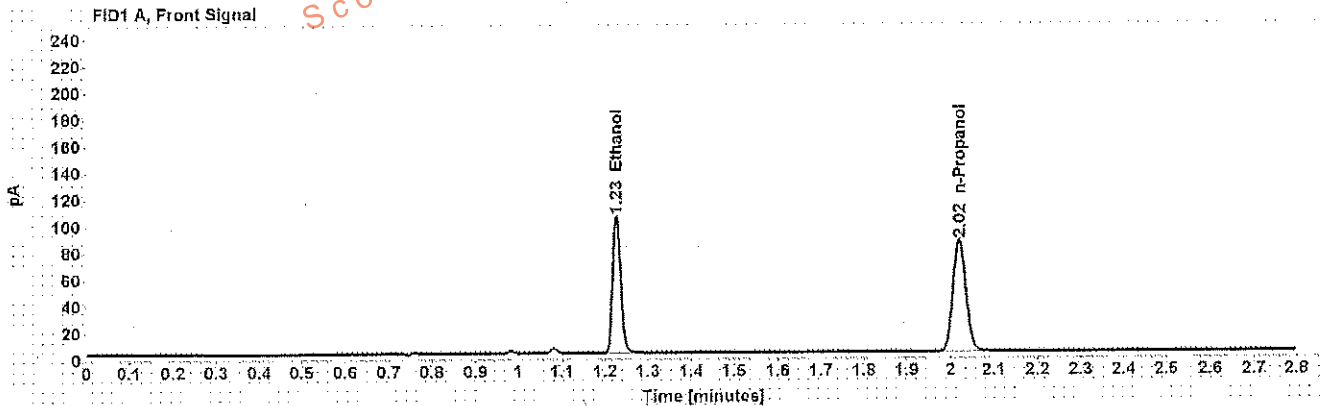


Table 1: FID 1 A (column DB-ALC1)

Compound	Amount (g/100mL)	Time (min)	Peak Area
>Ethanol	0.1984	1.228	133.862
n-Propanol	-----	2.020	172.164

Table 2: FID 2 B (column DB-ALC2)

Compound	Time (min)	Peak Area
Acetaldehyde	0.978	4.044
Ethanol	1.336	138.118
n-Propanol	2.359	173.078

Scottsdale Police Department Crime Lab Volatiles Analysis

Sample: [REDACTED]	Item number: 1164383
Injection date: 7/27/2017 4:24:24 PM	Vial: 47
Method: ethanol quant.M	Sequence: 27Jul17
Instrument: US14173023 CN14160045	Analyst: Adrian
Data file: C:\Chem32\1\Data\27Jul17\17-D	

Dissemination is restricted to Criminal Justice Agencies and authorized Non-C.J. Agencies ONLY. Secondary dissemination to unauthorized agencies is PROHIBITED.
Scottsdale City Prosecutor's Office

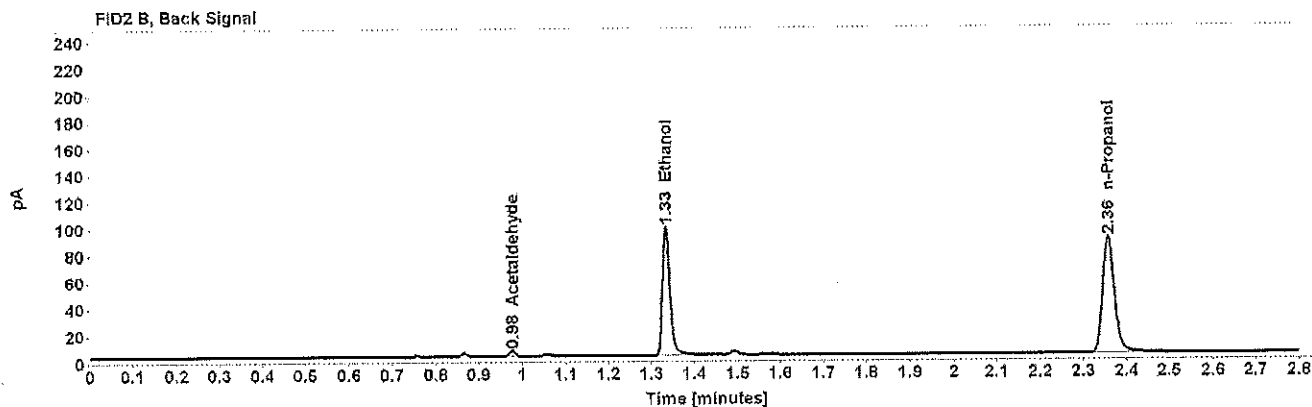
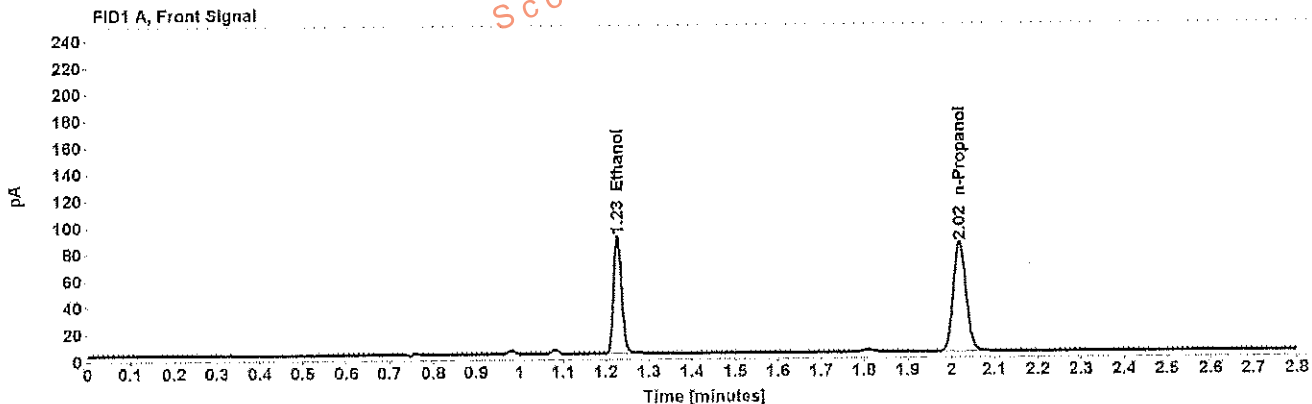


Table 1: FID 1 A (column DB-ALC1)

Compound	Amount (g/100mL)	Time (min)	Peak Area
>Ethanol	0.1736	1.227	114.368
n-Propanol	-----	2.019	168.290

Table 2: FID 2 B (column DB-ALC2)

Compound	Time (min)	Peak Area
Acetaldehyde	0.977	3.806
Ethanol	1.334	118.022
n-Propanol	2.358	169.106

Scottsdale Police Department Crime Lab Volatiles Analysis

Sample: [REDACTED]	Item number: 1164383
Injection date: 7/27/2017 4:26:24 PM	Vial: 48
Method: ethanol quant.M	Sequence: 27Jul17
Instrument: US14173023 CN14160045	Analyst: Adrian
Data file: C:\Chem3211\Data\27Jul17\48.D	

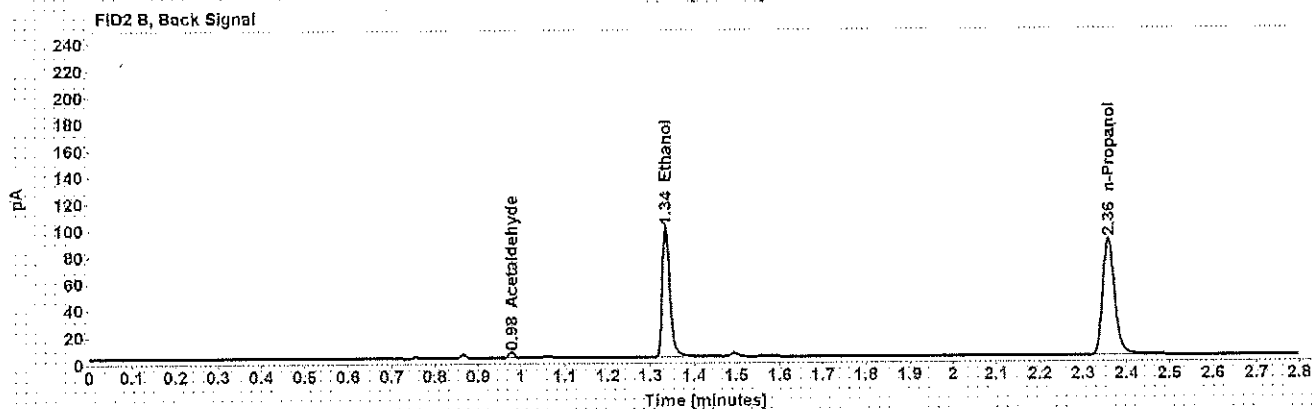
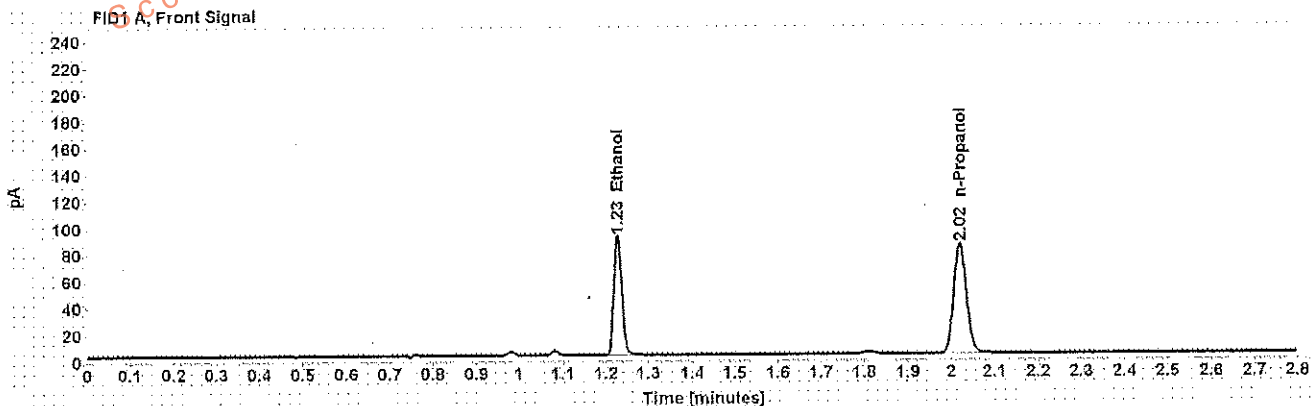


Table 1: FID 1 A (column DB-ALC1)

Compound	Amount (g/100mL)	Time (min)	Peak Area
>Ethanol	0.1753	1.228	115.810
n-Propanol	-----	2.020	168.781

Table 2: FID 2 B (column DB-ALC2)

Compound	Time (min)	Peak Area
Acetaldehyde	0.977	3.915
Ethanol	1.335	119.246
n-Propanol	2.359	169.742

Scottsdale Police Department Crime Lab Volatiles Analysis

Sample:	[REDACTED]	Item number:	1160614
Injection date:	7/27/2017 4:32:39 PM	Vial:	49
Method:	ethanol quant.M	Sequence:	27Jul17
Instrument:	US14173023 CN14160045	Analyst:	Adrian
Data file:	C:\Chem32\11\Data\27Jul17\49.D		

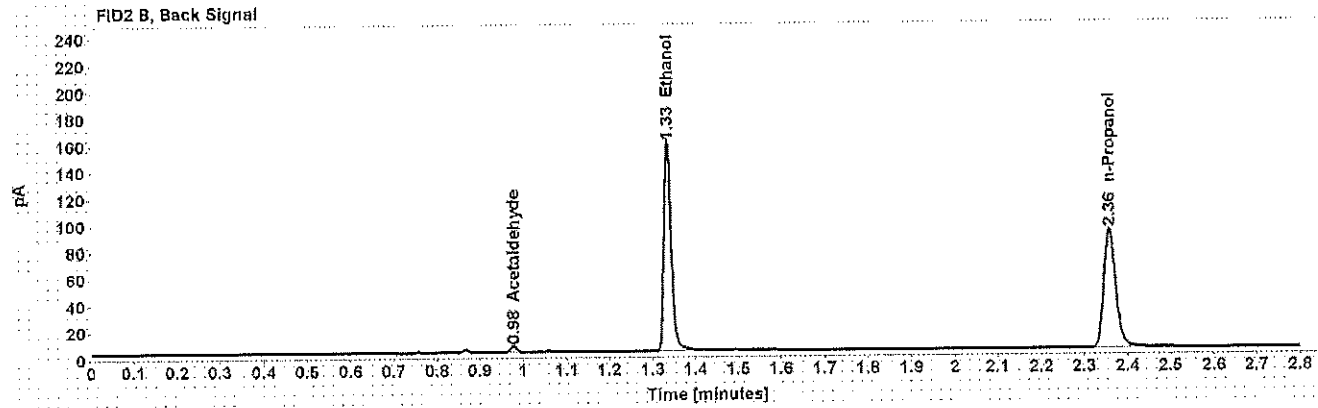
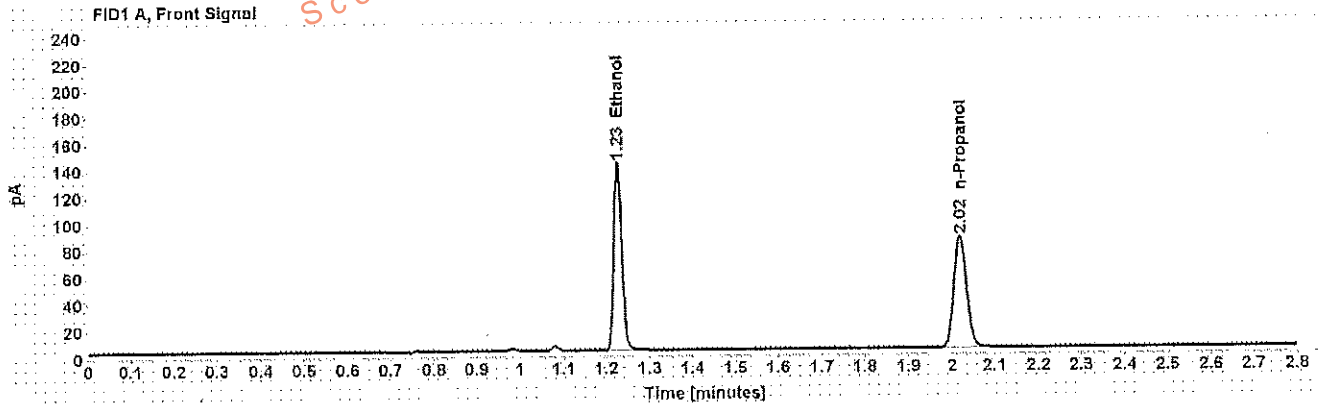


Table 1: FID 1 A (column DB-ALC1)

Compound	Amount (g/100mL)	Time (min)	Peak Area
>Ethanol	0.2708	1.227	182.717
n-Propanol	-----	2.020	171.766

Table 2: FID 2 B (column DB-ALC2)

Compound	Time (min)	Peak Area
Acetaldehyde	0.977	3.944
Ethanol	1.335	189.447
n-Propanol	2.358	173.415

Scottsdale Police Department Crime Lab Volatiles Analysis

Sample:	[REDACTED]	Item number:	1160614
Injection date:	7/27/2017 4:36:40 PM	Vial:	50
Method:	ethanol quant.M	Sequence:	27Jul17
Instrument:	US14173023 CN14160046	Analyst:	Adrian
Data file:	C:\Chem32\11\Data\27Jul17\50.D		

Dissemination is restricted to Criminal Justice Agencies and authorized Non-C.J. Agencies ONLY. Secondary dissemination to unauthorized agencies is PROHIBITED. Scottsdale City Prosecutor

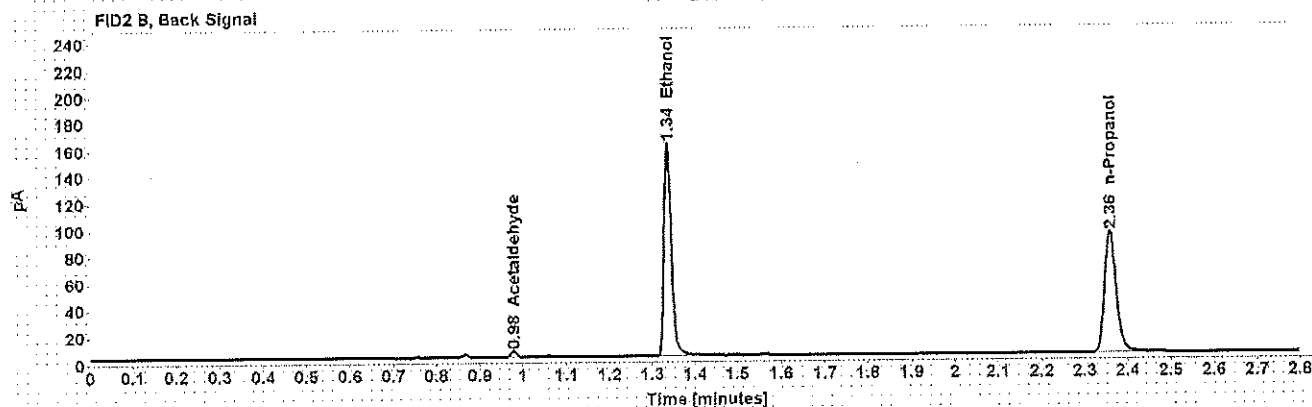
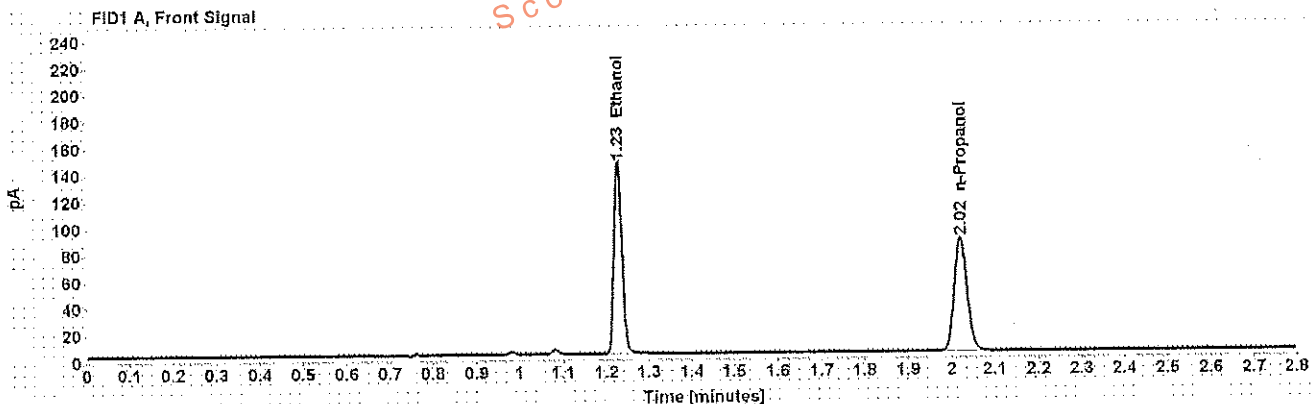


Table 1: FID 1 A (column DB-ALC1)

Compound	Amount (g/100mL)	Time (min)	Peak Area
>Ethanol	0.2726	1.228	186.512
n-Propanol	-----	2.020	174.179

Table 2: FID 2 B (column DB-ALC2)

Compound	Time (min)	Peak Area
Acetaldehyde	0.978	3.989
Ethanol	1.336	193.210
n-Propanol	2.359	176.064

Scottsdale Police Department Crime Lab Volatiles Analysis

Sample: [REDACTED]	Item number: 1164700
Injection date: 7/27/2017 4:40:39 PM	Vial: 51
Method: ethanol quant.M	Sequence: 27Jul17
Instrument: US14173023 CN14160045	Analyst: Adrian
Data file: C:\Chem32\1\Data\27Jul17\51.D	

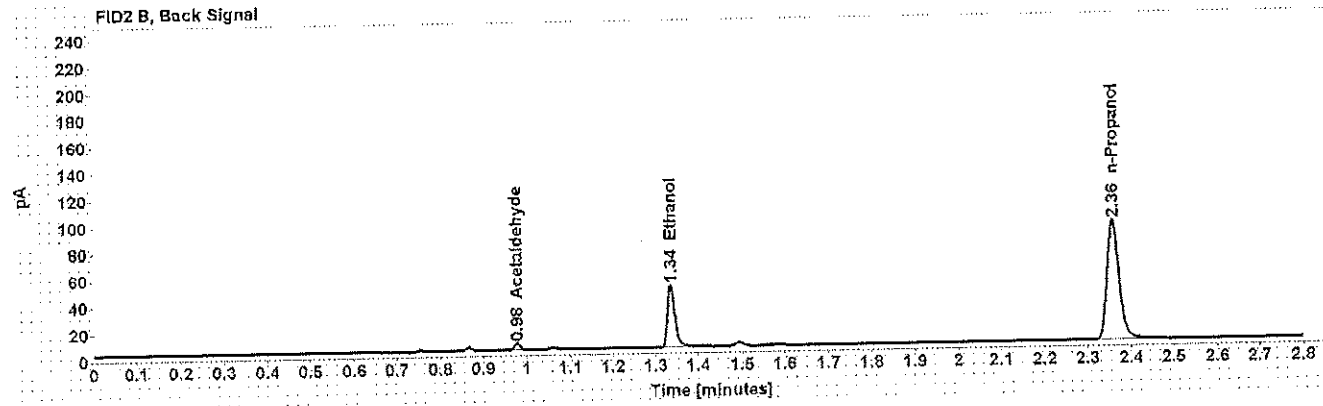
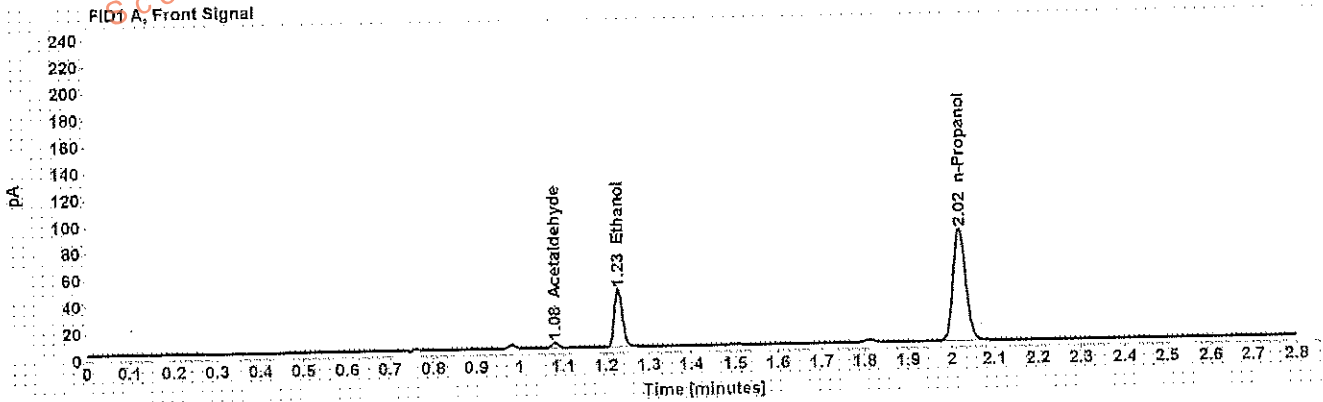


Table 1: FID 1 A (column DB-ALC1)

Compound	Amount (g/100mL)	Time (min)	Peak Area
Acetaldehyde	-----	1.081	4.118
>Ethanol	0.0840	1.228	56.137
n-Propanol	-----	2.020	172.590

Table 2: FID 2 B (column DB-ALC2)

Compound	Time (min)	Peak Area
Acetaldehyde	0.978	4.510
Ethanol	1.337	56.871
n-Propanol	2.359	173.632

Scottsdale Police Department Crime Lab Volatiles Analysis

Sample:	[REDACTED]	Item number:	1164700
Injection date:	7/27/2017 4:44:39 PM	Vial:	52
Method:	ethanol quant.M	Sequence:	27Jul17
Instrument:	US14173023 CN14160045	Analyst:	Adrian
Data file:	C:\Chem3211\Data\27Jul17\52.D		

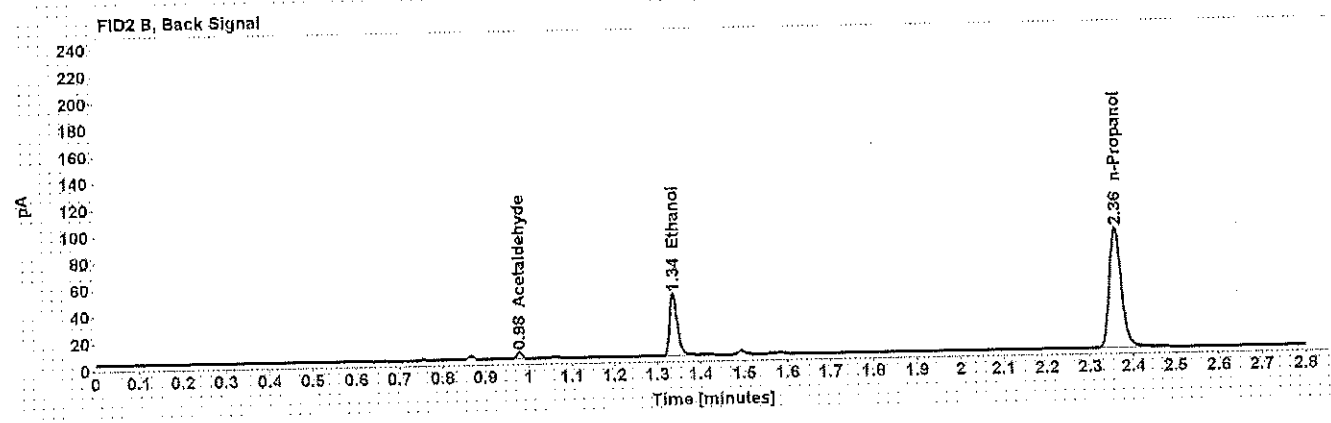
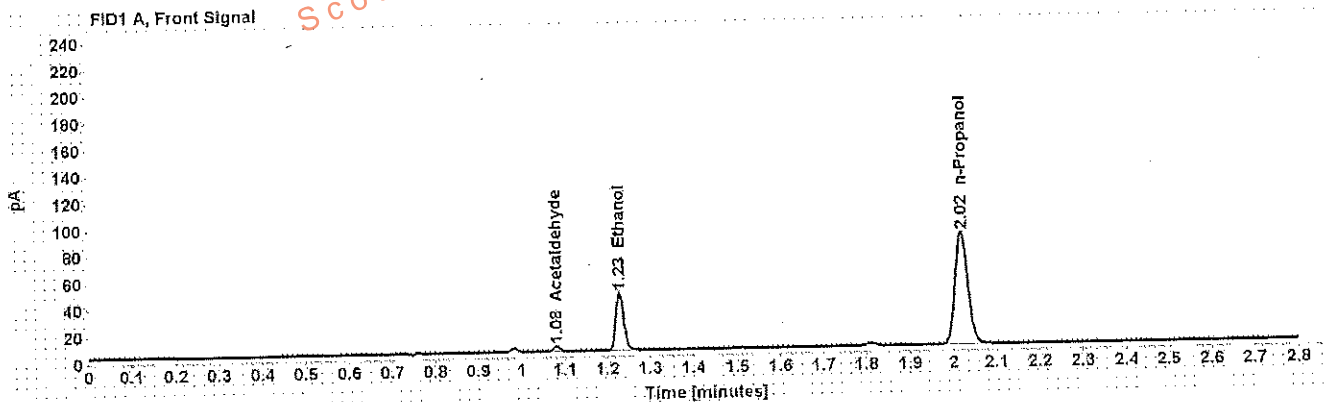


Table 1: FID 1 A (column DB-ALC1)

Compound	Amount (g/100mL)	Time (min)	Peak Area
Acetaldehyde	-----	1.081	4.180
>Ethanol	0.0842	1.229	56.501
n-Propanol	-----	2.020	173.302

Table 2: FID 2 B (column DB-ALC2)

Compound	Time (min)	Peak Area
Acetaldehyde	0.978	4.565
Ethanol	1.337	57.353
n-Propanol	2.359	174.313

Scottsdale Police Department Crime Lab Volatiles Analysis

Sample:	[REDACTED]	Item number:	1165906
Injection date:	7/27/2017 4:52:39 PM	Vial:	54
Method:	ethanol quant.M	Sequence:	27Jul17
Instrument:	US14173023 CN14160045	Analyst:	Adrian
Data file:	C:\Chem32\1\Data\27Jul17\154.D		

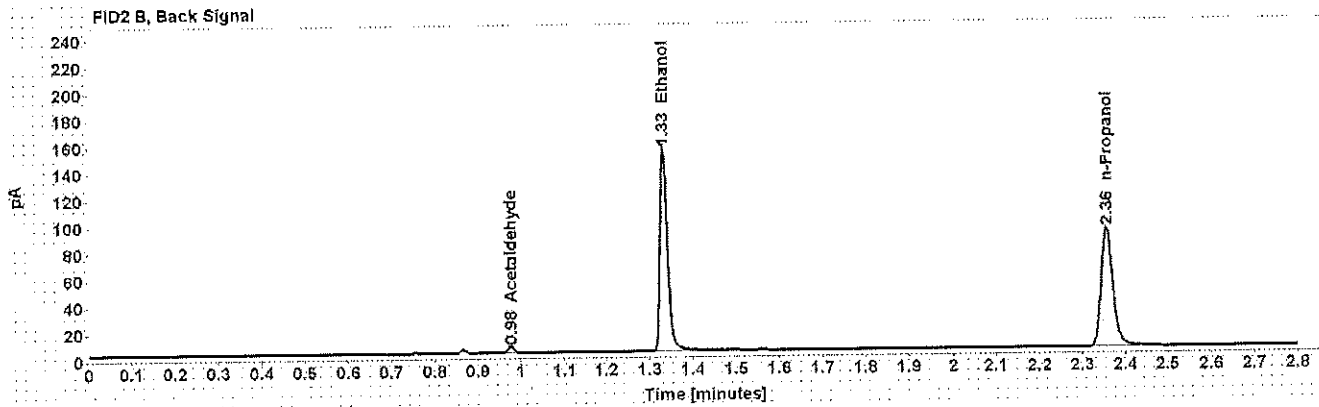
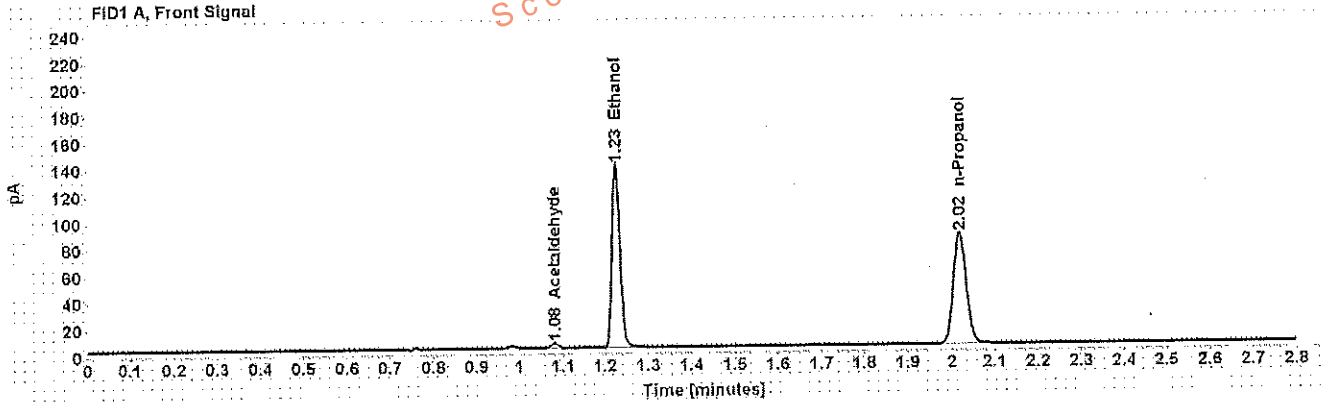


Table 1: FID 1 A (column DB-ALC1)

Compound	Amount (g/100mL)	Time (min)	Peak Area
Acetaldehyde	-----	1.080	3.999
>Ethanol	0.2636	1.227	177.486
n-Propanol	-----	2.019	171.418

Table 2: FID 2 B (column DB-ALC2)

Compound	Time (min)	Peak Area
Acetaldehyde	0.977	4.355
Ethanol	1.334	183.681
n-Propanol	2.357	172.852

Scottsdale Police Department Crime Lab Volatiles Analysis

Sample: XXXXXXXXXX Injection date: 7/27/2017 4:56:55 PM Method: ethanol quant.M Instrument: US14173023 CN14160045 Data file: C:\Chem32\1\Data\27Jul17\55.D	Item number: 1165906 Vial: 55 Sequence: 27Jul17 Analyst: Adrian
--	--

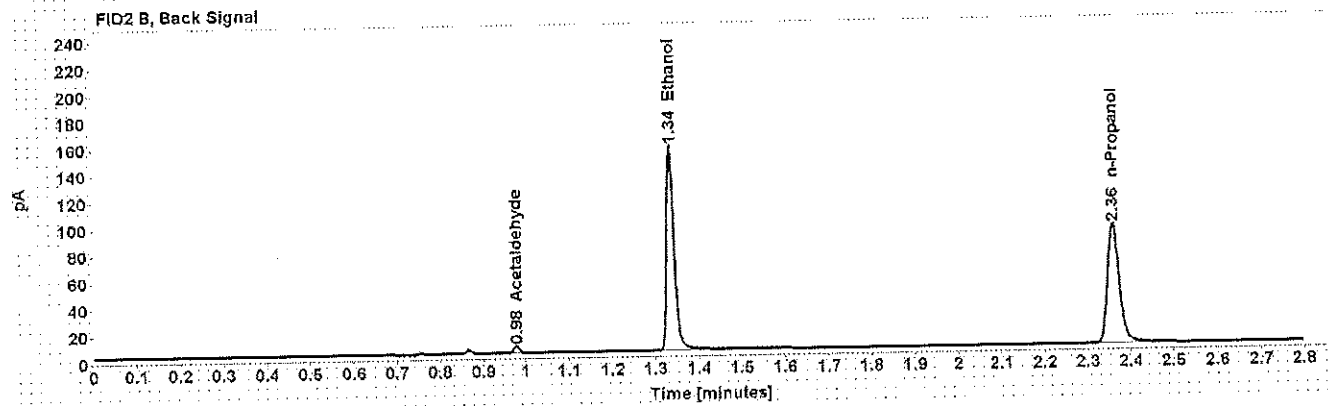
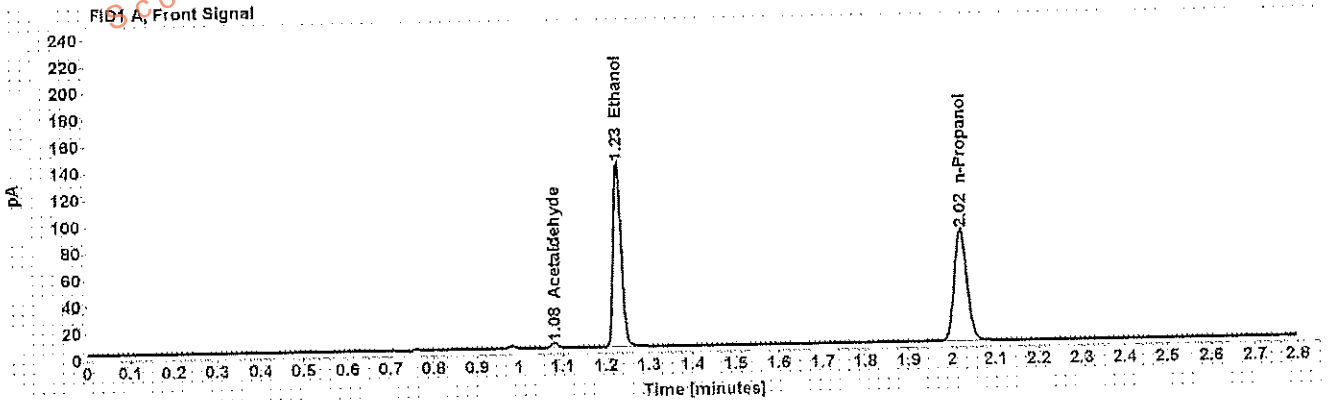


Table 1: FID 1 A (column DB-ALC1)

Compound	Amount (g/100mL)	Time (min)	Peak Area
Acetaldehyde	-----	1.081	3.930
>Ethanol	0.2660	1.228	179.122
n-Propanol	-----	2.021	171.463

Table 2: FID 2 B (column DB-ALC2)

Compound	Time (min)	Peak Area
Acetaldehyde	0.978	4.321
Ethanol	1.336	185.752
n-Propanol	2.360	173.635

Scottsdale Police Department Crime Lab Volatiles Analysis

Sample:	[REDACTED]	Item number:	1131327
Injection date:	7/27/2017 5:00:55 PM	Vial:	56
Method:	ethanol quant.M	Sequence:	27Jul17
Instrument:	US14173023 CN14160045	Analyst:	Adrian
Data file:	C:\Chem32\1\Data\27Jul17\56.D		

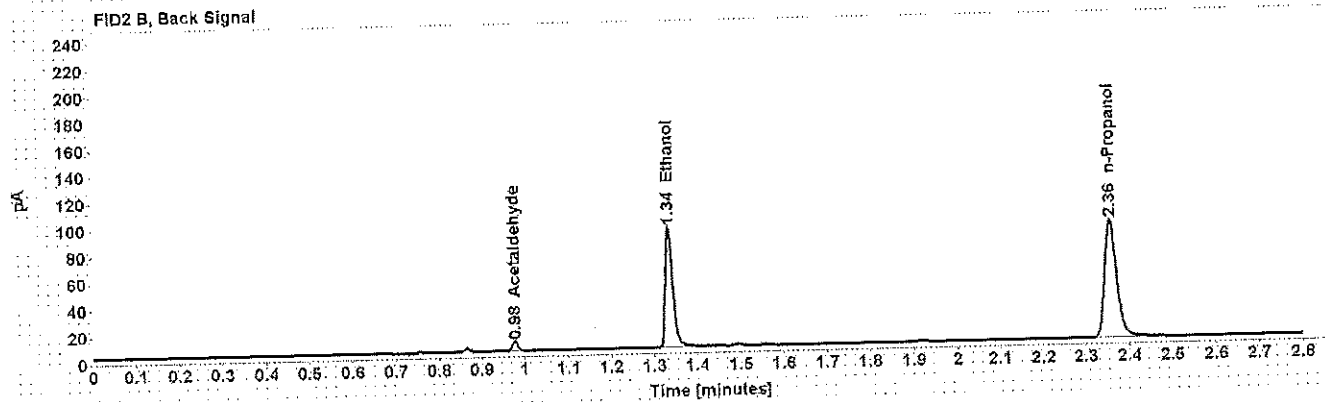
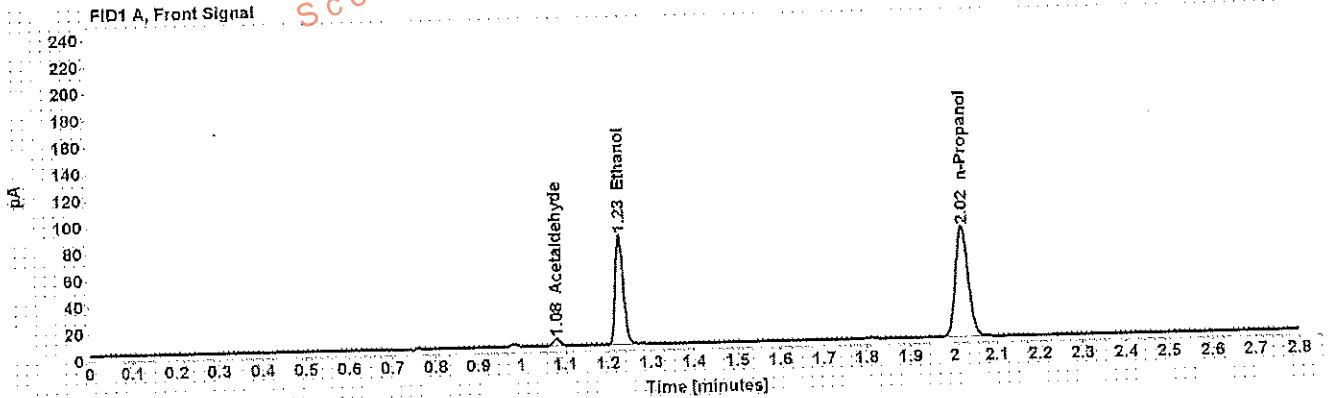


Table 1: FID 1 A (column DB-ALC1)

Compound	Amount (g/100mL)	Time (min)	Peak Area
Acetaldehyde	-----	1.081	5.664
>Ethanol	0.1603	1.228	106.559
n-Propanol	-----	2.020	169.960

Table 2: FID 2 B (column DB-ALC2)

Compound	Time (min)	Peak Area
Acetaldehyde	0.977	6.165
Ethanol	1.335	109.472
n-Propanol	2.358	171.089

Scottsdale Police Department Crime Lab Volatiles Analysis

Sample:	[REDACTED]	Item number:	1131327
Injection date:	7/27/2017 5:04:54 PM	Vial:	57
Method:	ethanol quant.M	Sequence:	27Jul17
Instrument:	US14173023 CN14160045	Analyst:	Adrian
Data file:	C:\Chem32\1\Data\27Jul17\57.D		

Dissemination is restricted to Criminal Justice Agencies and authorized personnel only. Dissemination to unauthorized agencies is PROHIBITED.
Scottsdale City Prosecutor

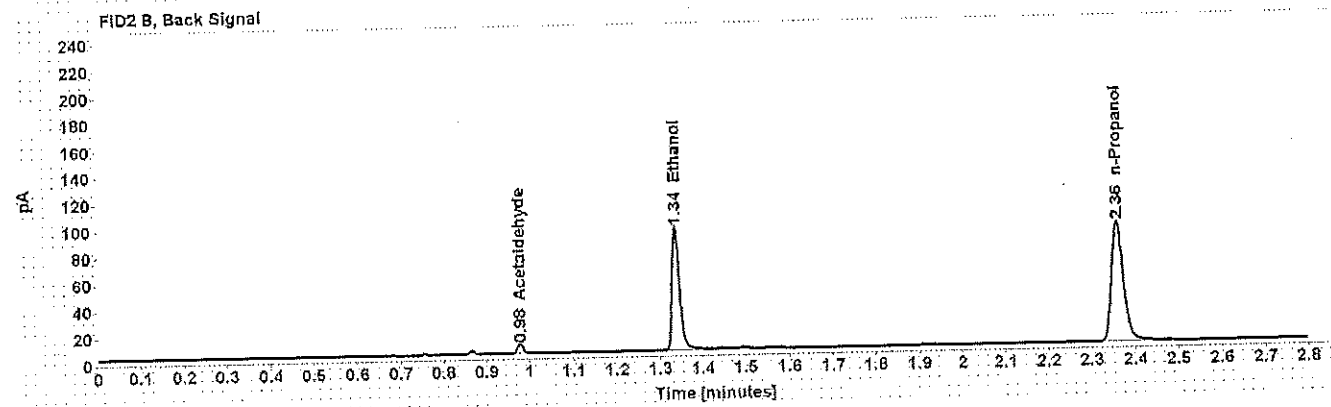
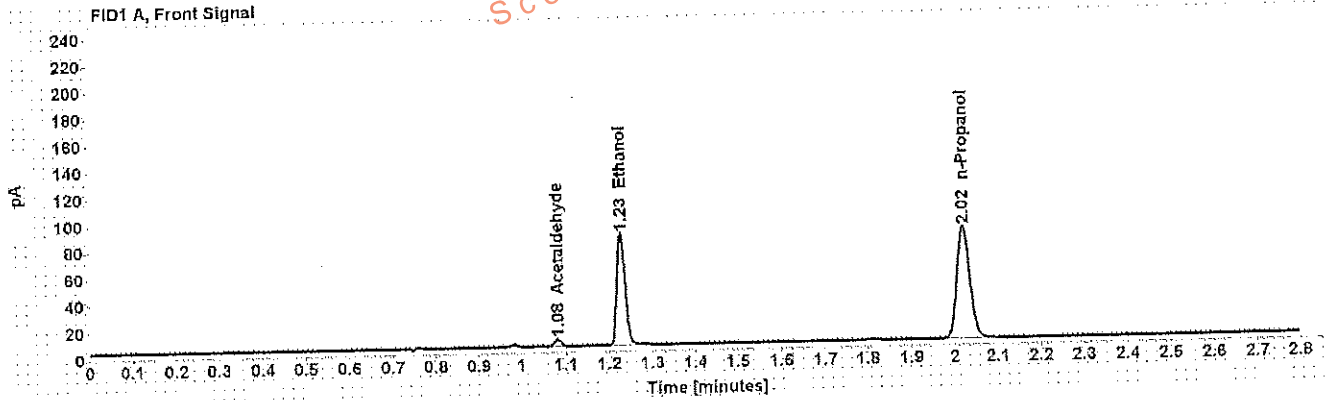


Table 1: FID 1 A (column DB-ALC1)

Compound	Amount (g/100mL)	Time (min)	Peak Area
Acetaldehyde	-----	1.081	5.641
>Ethanol	0.1616	1.228	109.003
n-Propanol	-----	2.021	172.491

Table 2: FID 2 B (column DB-ALC2)

Compound	Time (min)	Peak Area
Acetaldehyde	0.978	6.125
Ethanol	1.337	113.593
n-Propanol	2.360	173.744