

SCOTTSDALE POLICE DEPARTMENT CRIME LABORATORY BLOOD ALCOHOL FACE SHEET

ANALYSIS DATE 12/19/2016 SEQUENCE NAME 19Dec16

EQUIPMENT

Pipettor Hamilton ML600EH7497 Hamilton MD91JF5016
 Gas Chromatograph Agilent US14173023 Perkin Elmer 650N9042002

INSTRUMENT CALIBRATION

Vial 1 0.02 calibrator Lot FN08101401 Coefficient of determination (r^2)
 Vial 2 0.10 calibrator Lot FN06181501 0.99998
 Vial 3 0.20 calibrator Lot FN07201502
 Vial 4 0.40 calibrator Lot FN11191402

CALIBRATION VERIFICATION AND RESOLUTION TEST

Vial	Sample	Expected result	Measured result	Manufacturer/lot
5	blank	Not detected	Not detected	SPD lab 090816
6	volatiles mixture	6 Compounds	6 Compounds	SPD lab 030916ASL
7	aqueous control	0.400 g/dL	0.404g/dL	Lipomed 05012012-C
8	aqueous control	0.040 g/dL	0.040g/dL	Lipomed 09022015-A
9	blood control	0.200 g/dL	0.201g/dL	ACQ 402101060/6
20	aqueous control	0.080 g/dL	0.079g/dL	Lipomed 28082014-B
31	aqueous control	0.150 g/dL	0.150g/dL	Lipomed 11012012-C
42	blood control	0.200 g/dL	0.203g/dL	ACQ 402101060/6
53	aqueous control	0.080 g/dL	0.081g/dL	Lipomed 28082014-B
64	aqueous control	0.150 g/dL	0.150g/dL	Lipomed 11012012-C
71	aqueous control	0.400 g/dL	0.404g/dL	Lipomed 05012012-C
72	aqueous control	0.040 g/dL	0.039g/dL	Lipomed 09022015-A
73	blood control	0.200 g/dL	0.203g/dL	ACQ 402101060/6
74	blank	Not detected	Not detected	SPD lab 090816

SUBJECT SAMPLES

Subjects in the sequence 28 Subjects requiring reanalysis 0

ADDITIONAL NOTES: All testing proceeded as expected.

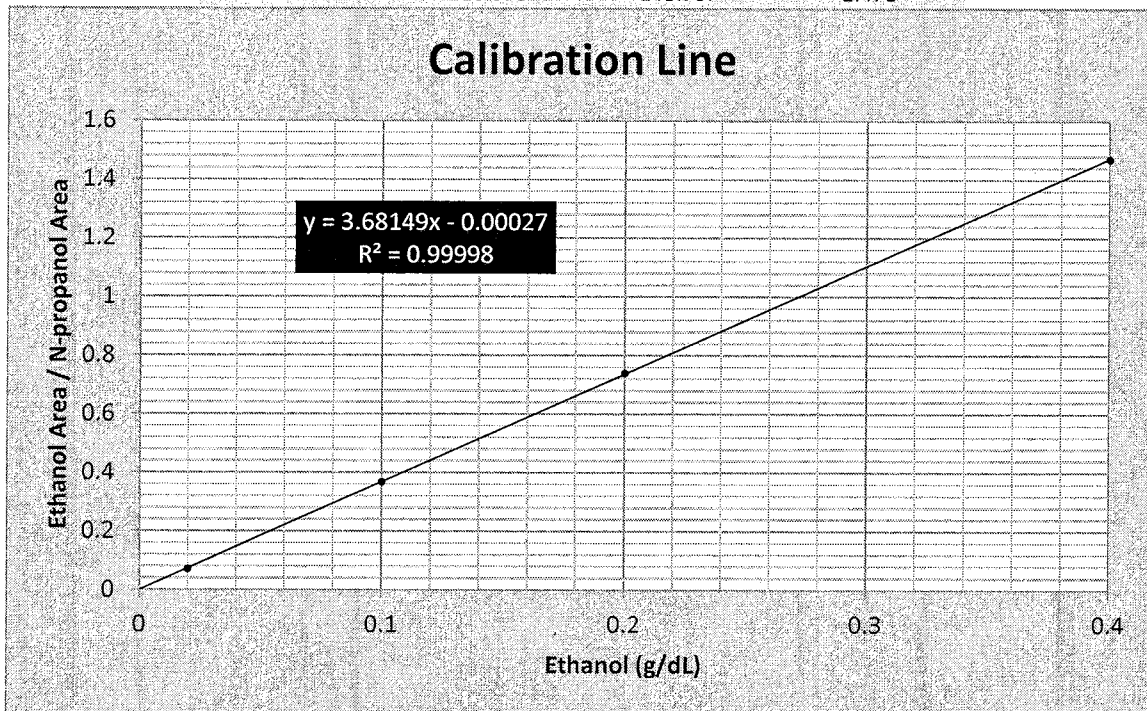
Run valid Run invalid Ann Langan Analyst
 Run valid Run invalid KOSECKI 12/27/16 Technical Reviewer

**SCOTTSDALE POLICE DEPARTMENT CRIME LABORATORY
SEQUENCE QUALITY ASSURANCE SUMMARY**

SEQUENCE NAME: 19Dec16 *M*

Control	Vial	Expected Value (g/dL)	Measured Value (g/dL)	Percent Difference	Absolute Difference (g/dl)
1	5	negative	negative	-	-
2	7	0.400	0.404	1.00	0.004
3	8	0.040	0.040	0.00	0.000
4	9	0.200	0.201	0.50	0.001
5	20	0.080	0.079	1.25	-0.001
6	31	0.150	0.150	0.00	0.000
7	42	0.200	0.203	1.50	0.003
8	53	0.080	0.081	1.25	0.001
9	64	0.150	0.150	0.00	0.000
10	71	0.400	0.404	1.00	0.004
11	72	0.040	0.039	2.50	-0.001
12	73	0.200	0.203	1.50	0.003
13	74	negative	negative	-	-

Calibrator	Ethanol Area	N-propanol Area	Ratio
0.020	10.684	150.029	0.071
0.100	54.284	147.451	0.368
0.200	107.660	145.545	0.740
0.400	218.678	148.707	1.471



Scottsdale Police Department Crime Lab Volatiles Analysis

Sample: 0.020 Cerilliant FN08101401	Item number:
Injection date: 12/19/2016 5:47:07 PM	Vial: 1
Method: ethanol quant.M	Sequence: 19Dec16
Instrument: US14173023 CN14160045	Analyst: Langan <i>AL</i>
Data file: C:\Chem32\1\Data\19Dec16\1.D	

Dissemination is restricted to Criminal Justice Agencies and authorized Non-C.J. Agencies ONLY. Secondary dissemination to unauthorized agencies is PROHIBITED.
Scottsdale City Prosecutor

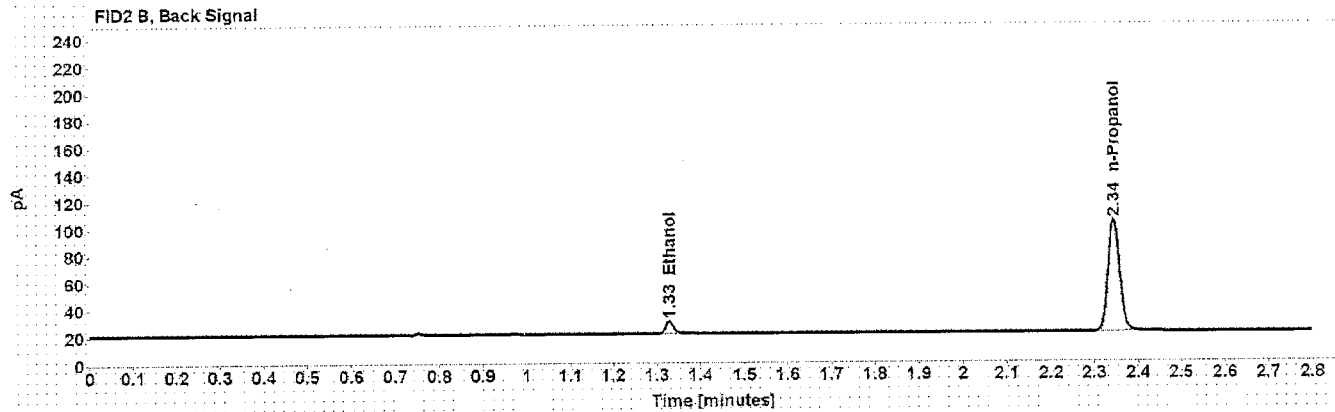
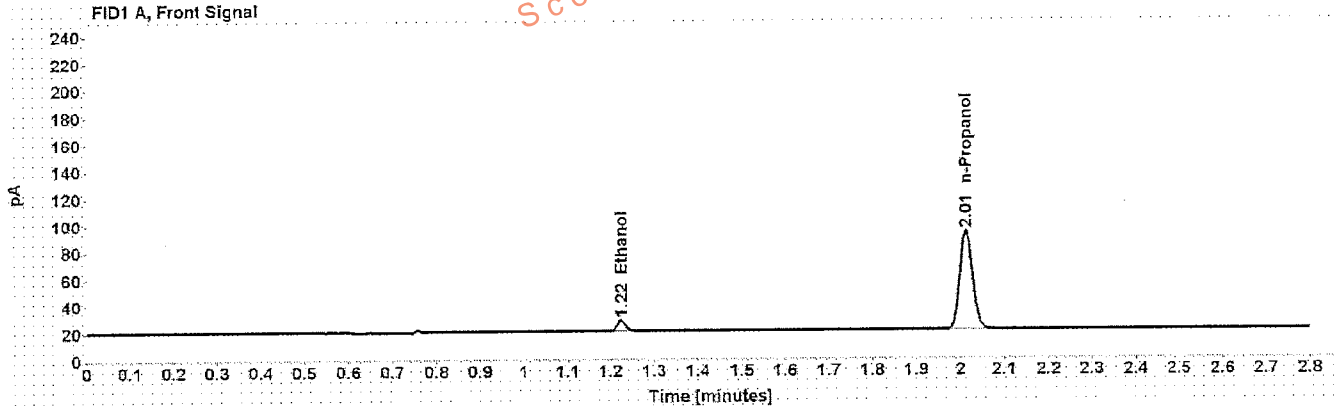


Table 1: FID 1 A (column DB-ALC1)

Compound	Time (min)	Peak Area
Ethanol	1.225	10.684
n-Propanol	2.014	150.029

Table 2: FID 2 B (column DB-ALC2)

Compound	Time (min)	Peak Area
Ethanol	1.328	10.734
n-Propanol	2.344	153.680

Scottsdale Police Department Crime Lab Volatiles Analysis

Sample: 0.100 Cerilliant FN06181501	Item number:
Injection date: 12/19/2016 5:51:08 PM	Vial: 2
Method: ethanol quant.M	Sequence: 19Dec16
Instrument: US14173023 CN14160045	Analyst: Langan <i>ML</i>
Data file: C:\Chem32\11Data\19Dec16\2.D	

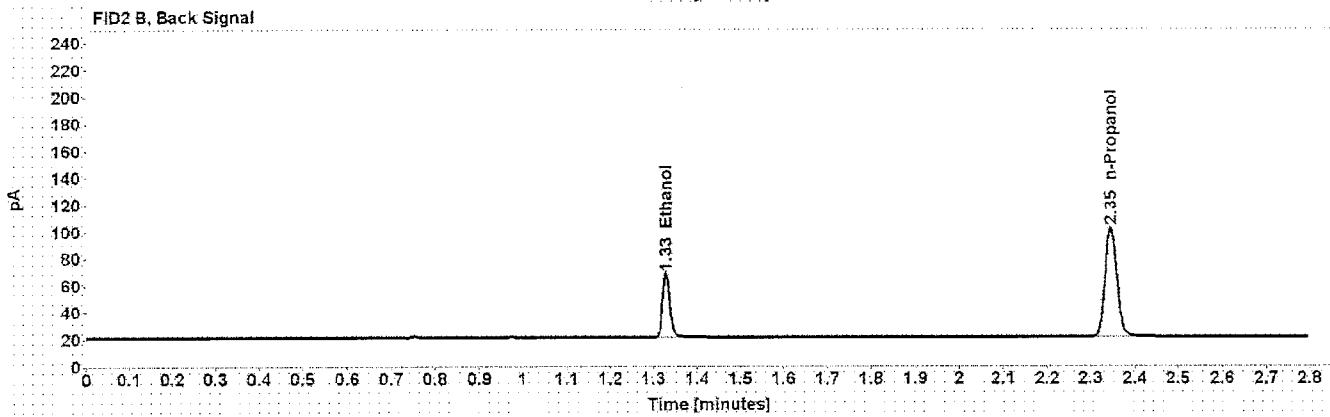
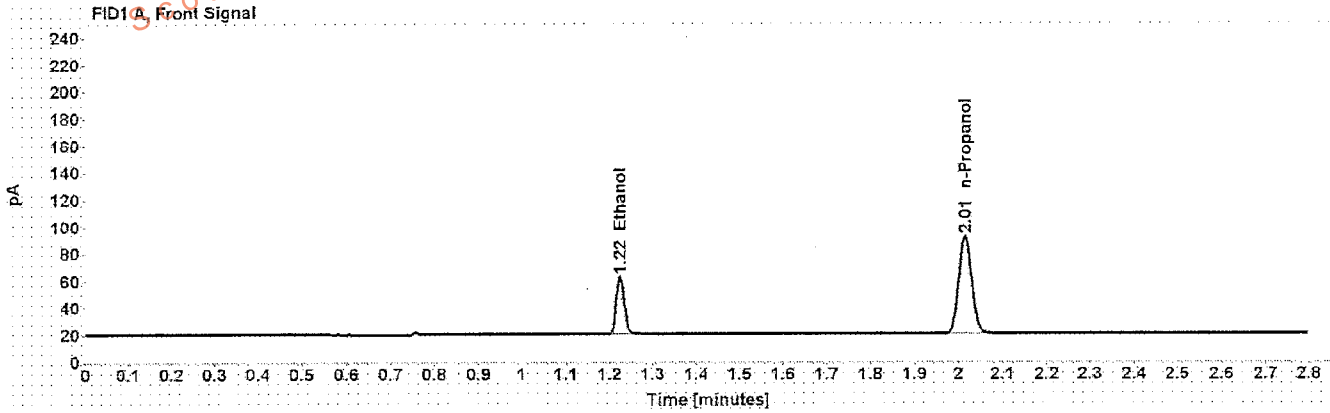


Table 1: FID 1 A (column DB-ALC1)

Compound	Time (min)	Peak Area
Ethanol	1.225	54.284
n-Propanol	2.015	147.451

Table 2: FID 2 B (column DB-ALC2)

Compound	Time (min)	Peak Area
Ethanol	1.328	55.393
n-Propanol	2.346	151.160

Scottsdale Police Department Crime Lab Volatiles Analysis

Sample: 0.200 Cerilliant FN07201502	Item number:
Injection date: 12/19/2016 5:55:08 PM	Vial: 3
Method: ethanol quant.M	Sequence: 19Dec16
Instrument: US14173023 CN14160045	Analyst: Langan <i>AL</i>
Data file: C:\Chem32\1\1Data\19Dec16\3.D	

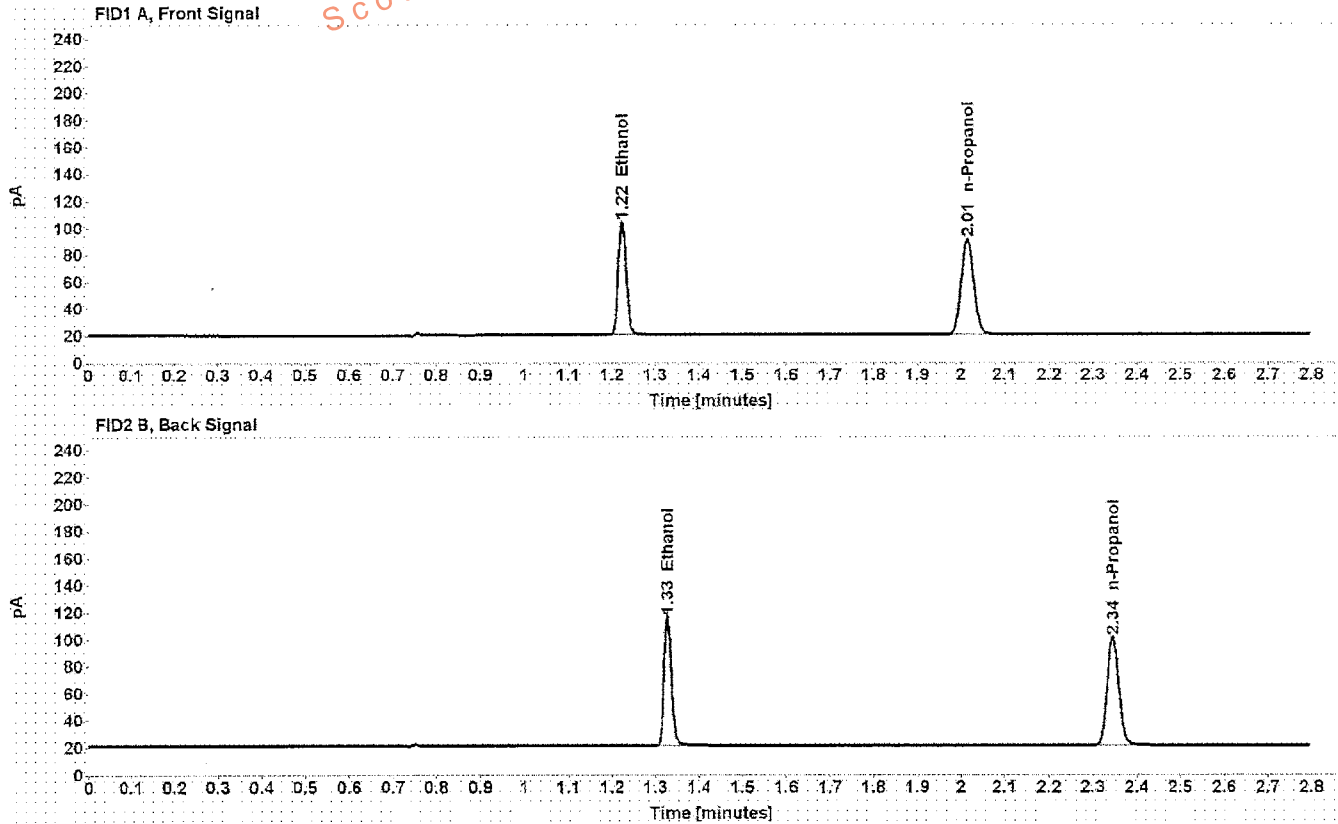


Table 1: FID 1 A (column DB-ALC1)

Compound	Time (min)	Peak Area
Ethanol	1.224	107.660
n-Propanol	2.014	145.545

Table 2: FID 2 B (column DB-ALC2)

Compound	Time (min)	Peak Area
Ethanol	1.327	110.384
n-Propanol	2.345	149.281

Scottsdale Police Department Crime Lab Volatiles Analysis

Sample: 0.400 Cerilliant FN11191402	Item number:
Injection date: 12/19/2016 5:59:10 PM	Vial: 4
Method: ethanol quant.M	Sequence: 19Dec16
Instrument: US14173023 CN14160045	Analyst: Langan <i>AL</i>
Data file: C:\Chem32\1\Data\19Dec16\4.D	

Dissemination is restricted to Criminal Justice Agencies and authorized Non-C.J. Agencies ONLY. Secondary dissemination to unauthorized agencies is PROHIBITED.
Scottsdale City Prosecutor

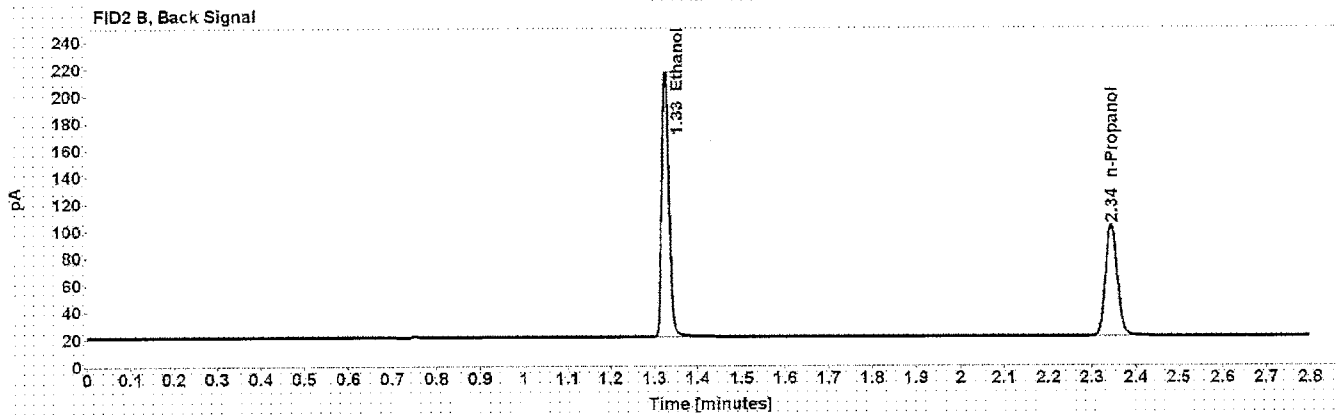
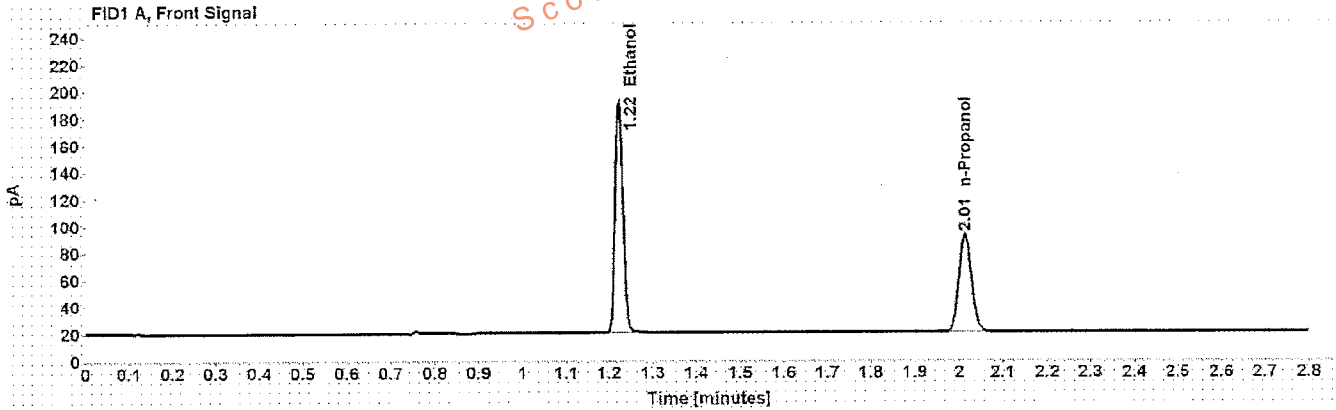


Table 1: FID 1 A (column DB-ALC1)

Compound	Time (min)	Peak Area
Ethanol	1.223	218.678
n-Propanol	2.014	148.707

Table 2: FID 2 B (column DB-ALC2)

Compound	Time (min)	Peak Area
Ethanol	1.326	225.761
n-Propanol	2.344	152.429

Scottsdale Police Department Crime Lab Volatiles Analysis

Sample: blank 090816	Item number:
Injection date: 12/19/2016 6:03:07 PM	Vial: 5
Method: ethanol quant.M	Sequence: 19Dec16
Instrument: US14173023 CN14160045	Analyst: Langan <i>ML</i>
Data file: C:\Chem32\1\Data\19Dec16\5.D	

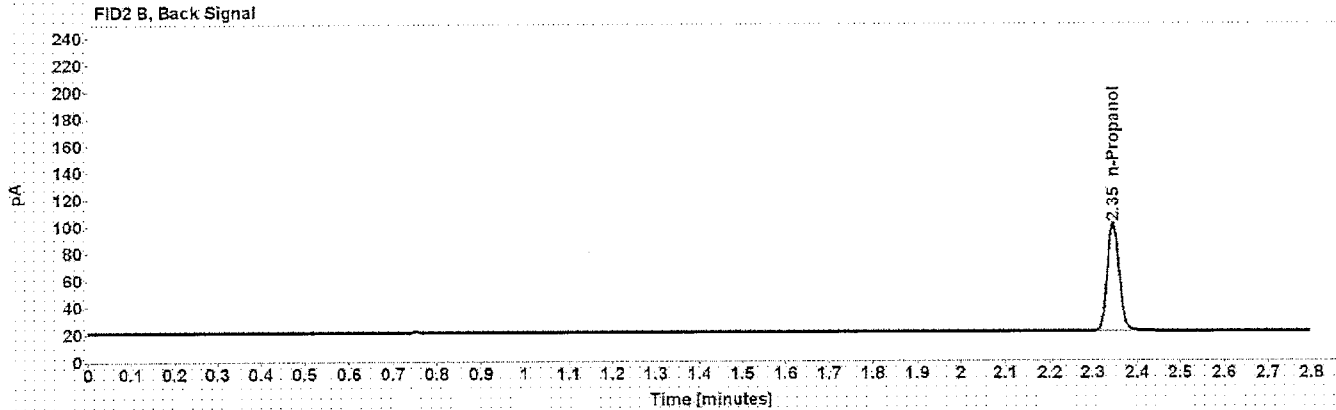
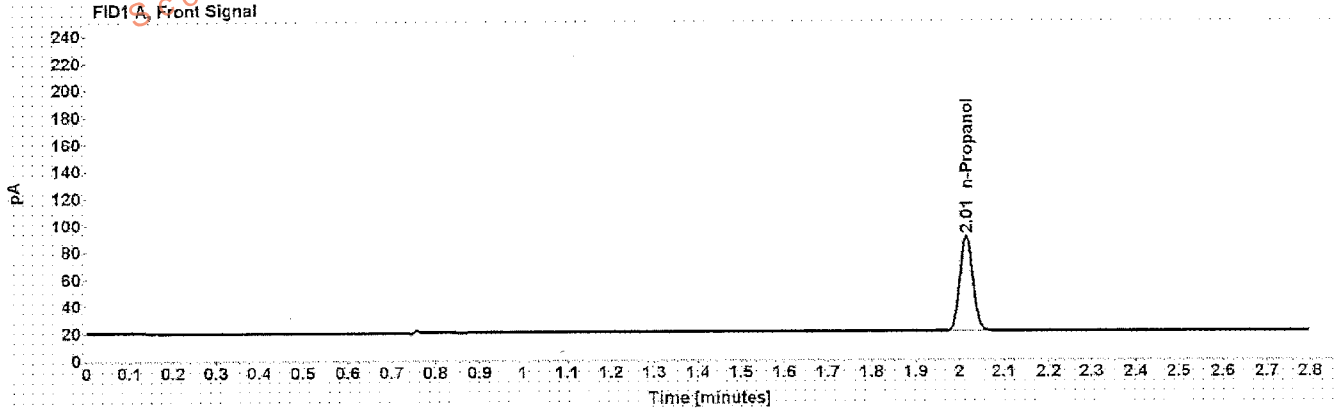


Table 1: FID 1 A (column DB-ALC1)

Compound	Amount (g/100mL)	Time (min)	Peak Area
n-Propanol	-----	2.015	144.303

Table 2: FID 2 B (column DB-ALC2)

Compound	Time (min)	Peak Area
n-Propanol	2.345	148.216

Scottsdale Police Department Crime Lab Volatiles Analysis

Sample: volatiles mix 030916 ASL	Item number:
Injection date: 12/19/2016 6:07:08 PM	Vial: 6
Method: ethanol quant.M	Sequence: 19Dec16
Instrument: US14173023 CN14160045	Analyst: Langan <i>ML</i>
Data file: C:\Chem3211\Data\19Dec16\6.D	

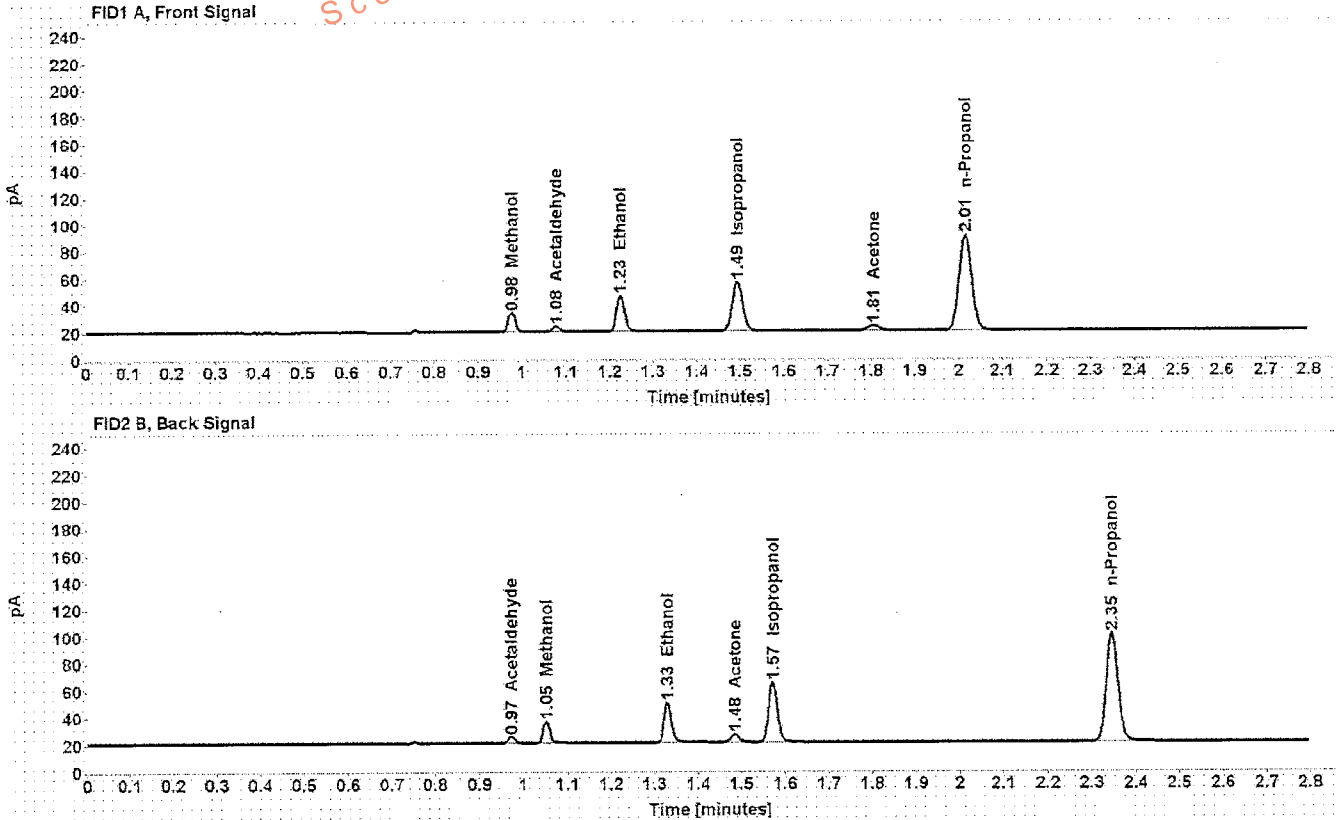


Table 1: FID 1 A (column DB-ALC1)

Compound	Amount (g/100mL)	Time (min)	Peak Area
Methanol	-----	0.977	16.075
Acetaldehyde	-----	1.078	4.263
>Ethanol	0.0631	1.225	33.586
Isopropanol	-----	1.494	60.347
Acetone	-----	1.805	7.112
n-Propanol	-----	2.015	144.702

Table 2: FID 2 B (column DB-ALC2)

Compound	Time (min)	Peak Area
Acetaldehyde	0.973	4.600
Methanol	1.052	16.320
Ethanol	1.329	34.342
Acetone	1.485	7.141
Isopropanol	1.571	62.146
n-Propanol	2.346	148.610

Scottsdale Police Department Crime Lab Volatiles Analysis

Dissemination is restricted to Criminal Justice Agencies and authorized Non-C.J. Agencies ONLY. Secondary dissemination to unauthorized agencies is PROHIBITED.
Scottsdale City Prosecutor

Sample:	0.400 Lipomed 05012012-C	Item number:	
Injection date:	12/19/2016 6:11:22 PM	Vial:	7
Method:	ethanol quant.M	Sequence:	19Dec16
Instrument:	US14173023 CN14160045	Analyst:	Langan <i>ML</i>
Data file:	C:\Chem32\1\Data\19Dec16\7.D		

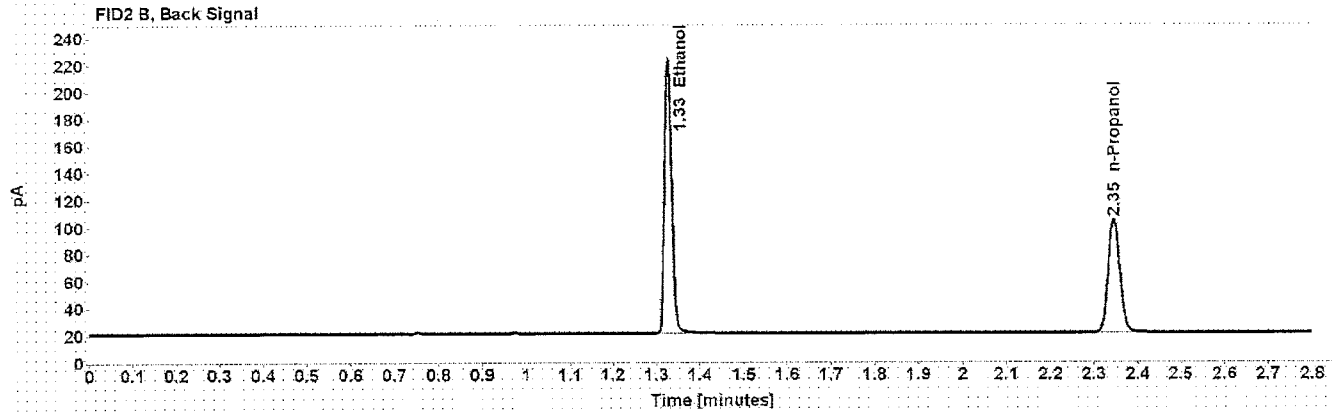
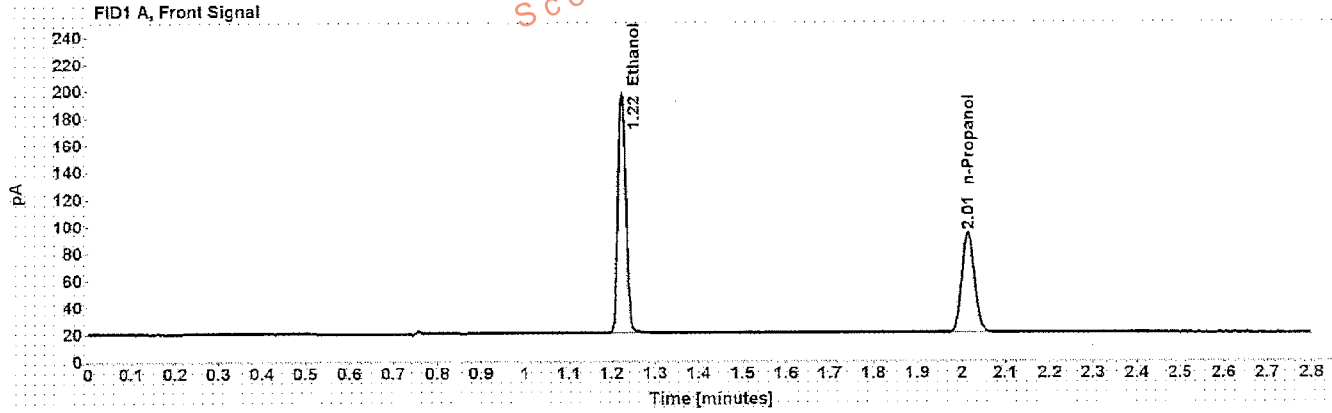


Table 1: FID 1 A (column DB-ALC1)

Compound	Amount (g/100mL)	Time (min)	Peak Area
>Ethanol	0.4048	1.224	225.992
n-Propanol	-----	2.015	151.674

Table 2: FID 2 B (column DB-ALC2)

Compound	Time (min)	Peak Area
Ethanol	1.327	233.337
n-Propanol	2.346	155.632

Scottsdale Police Department Crime Lab Volatiles Analysis

Sample: 0.040 Lipomed.09022015-A	Item number:
Injection date: 12/19/2016 6:15:24 PM	Vial: 8
Method: ethanol quant.M	Sequence: 19Dec16
Instrument: US14173023 CN14160045	Analyst: Langan <i>ML</i>
Data file: C:\Chem32\1\Data\19Dec16\8.D	

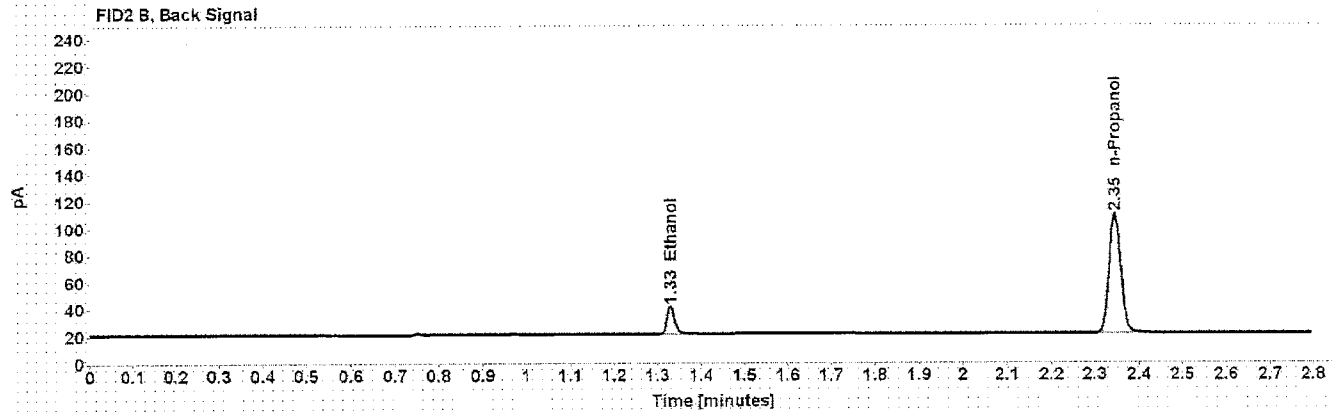
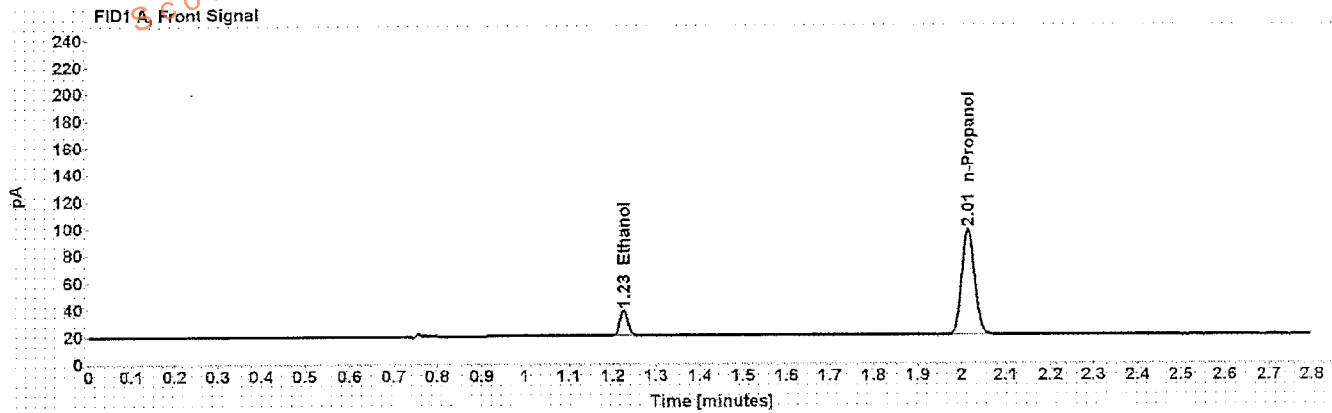


Table 1: FID 1 A (column DB-ALC1)

Compound	Amount (g/100mL)	Time (min)	Peak Area
>Ethanol	0.0404	1.225	23.686
n-Propanol	-----	2.015	159.701

Table 2: FID 2 B (column DB-ALC2)

Compound	Time (min)	Peak Area
Ethanol	1.329	24.083
n-Propanol	2.346	164.178

Scottsdale Police Department Crime Lab Volatiles Analysis

Sample: 0.20 ACQ 402101060/6	Item number:
Injection date: 12/19/2016 6:19:23 PM	Vial: 9
Method: ethanol quant.M	Sequence: 19Dec16
Instrument: US14173023 CN14160045	Analyst: Langan <i>AL</i>
Data file: C:\Chem3211\Data\19Dec16\9.D	

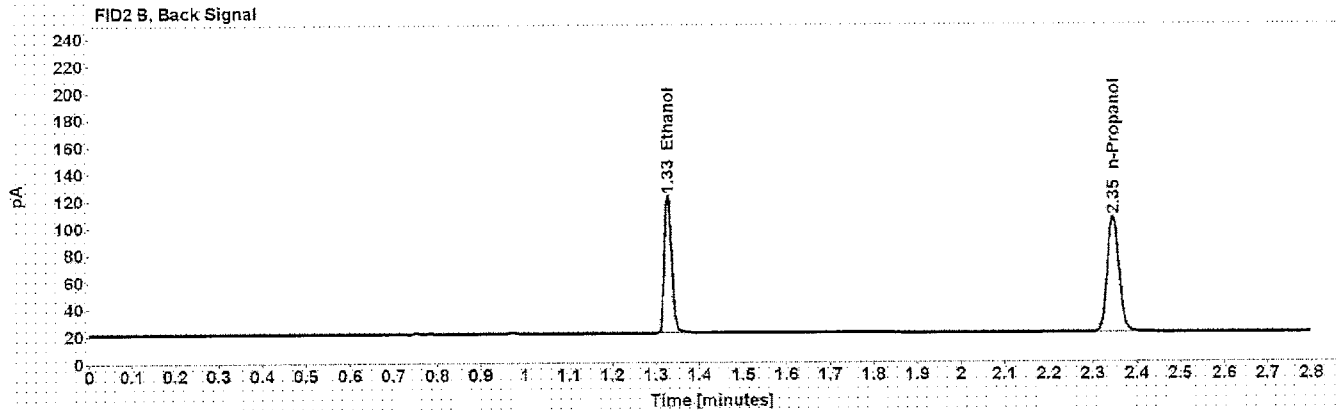
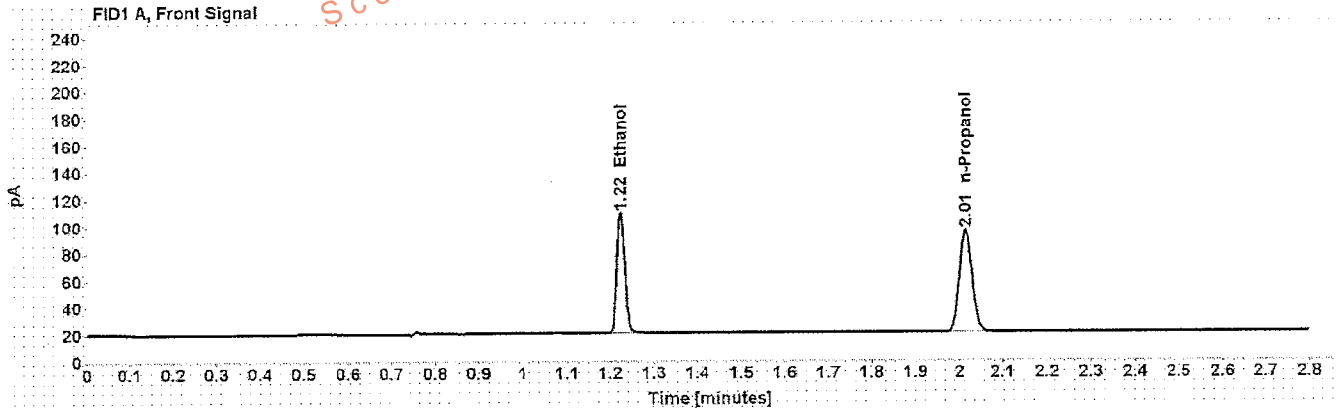


Table 1: FID 1 A (column DB-ALC1)

Compound	Amount (g/100mL)	Time (min)	Peak Area
>Ethanol	0.2018	1.224	114.391
n-Propanol	-----	2.015	154.057

Table 2: FID 2 B (column DB-ALC2)

Compound	Time (min)	Peak Area
Ethanol	1.328	117.511
n-Propanol	2.346	158.417

Scottsdale Police Department Crime Lab Volatiles Analysis

Sample: 0.080 Lipomed 28082014-B	Item number:
Injection date: 12/19/2016 7:03:53 PM	Vial: 20
Method: ethanol quant.M	Sequence: 19Dec16
Instrument: US14173023 CN14160045	Analyst: Langan <i>LL</i>
Data file: C:\Chem32\1\Data\19Dec16\20.D	

Dissemination is restricted to Criminal Justice Agencies and authorized Agencies ONLY. Secondary dissemination to unauthorized Agencies is PROHIBITED.

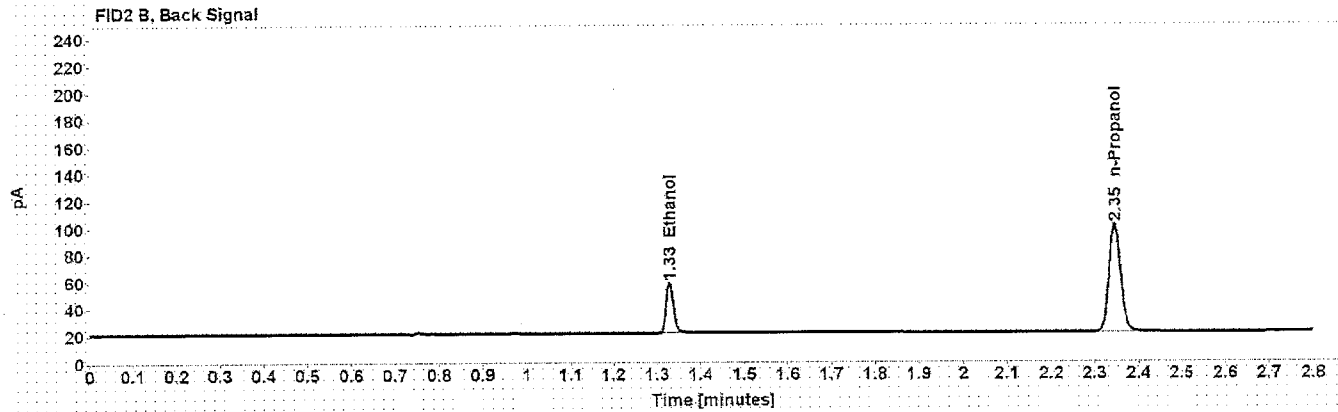
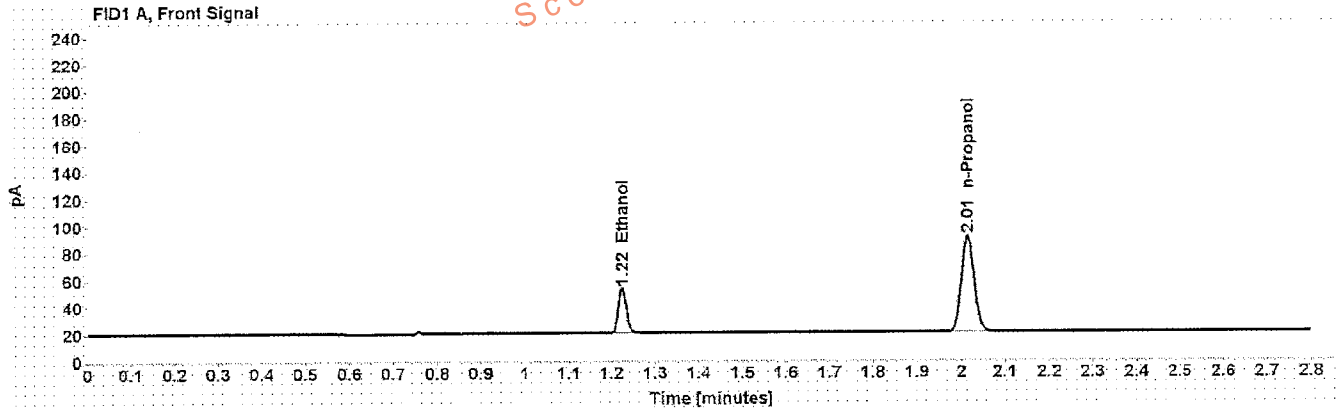


Table 1: FID 1 A (column DB-ALC1)

Compound	Amount (g/100mL)	Time (min)	Peak Area
>Ethanol	0.0796	1.225	42.314
n-Propanol	-----	2.015	144.515

Table 2: FID 2 B (column DB-ALC2)

Compound	Time (min)	Peak Area
Ethanol	1.329	43.314
n-Propanol	2.346	148.775

Scottsdale Police Department Crime Lab Volatiles Analysis

Sample: 0.150 Lipomed 11012012-C	Item number:
Injection date: 12/19/2016 7:48:23 PM	Vial: 31
Method: ethanol quant.M	Sequence: 19Dec16
Instrument: US14173023 CN14160045	Analyst: Langan <i>AL</i>
Data file: C:\Chem32\11\Data\19Dec16\31.D	

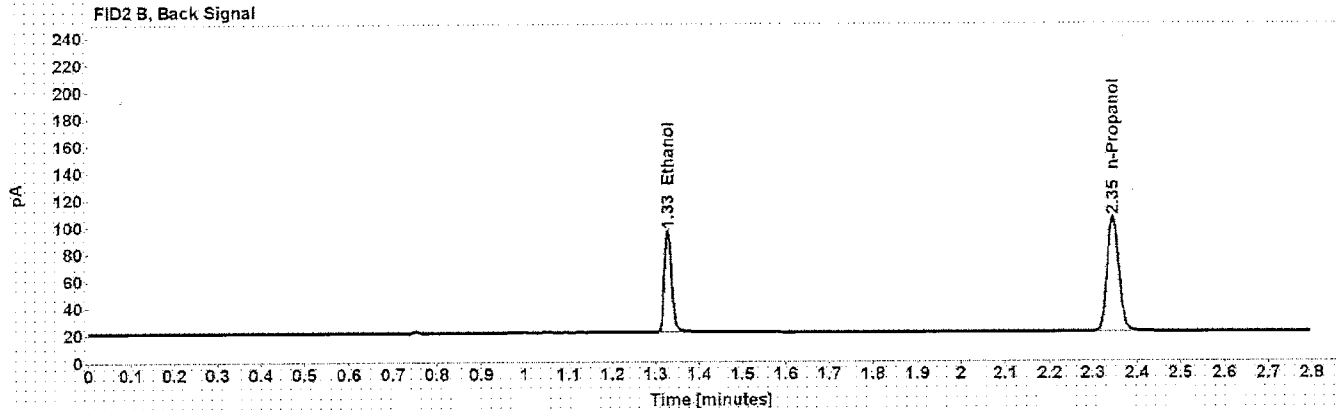
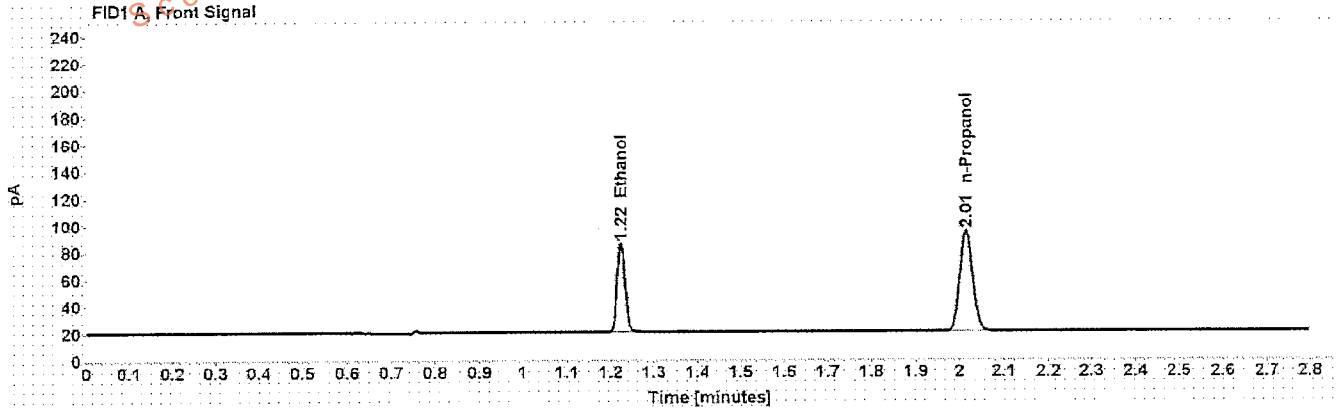


Table 1: FID 1 A (column DB-ALC1)

Compound	Amount (g/100mL)	Time (min)	Peak Area
>Ethanol	0.1501	1.225	84.451
n-Propanol	-----	2.015	152.936

Table 2: FID 2 B (column DB-ALC2)

Compound	Time (min)	Peak Area
Ethanol	1.328	87.017
n-Propanol	2.346	157.362

Scottsdale Police Department Crime Lab Volatiles Analysis

Sample: 0.20 ACQ 402101060/6	Item number:
Injection date: 12/19/2016 8:32:38 PM	Vial: 42
Method: ethanol quant.M	Sequence: 19Dec16
Instrument: US14173023 CN14160045	Analyst: Langan <i>ML</i>
Data file: C:\Chem3211\Data\19Dec16\42.D	

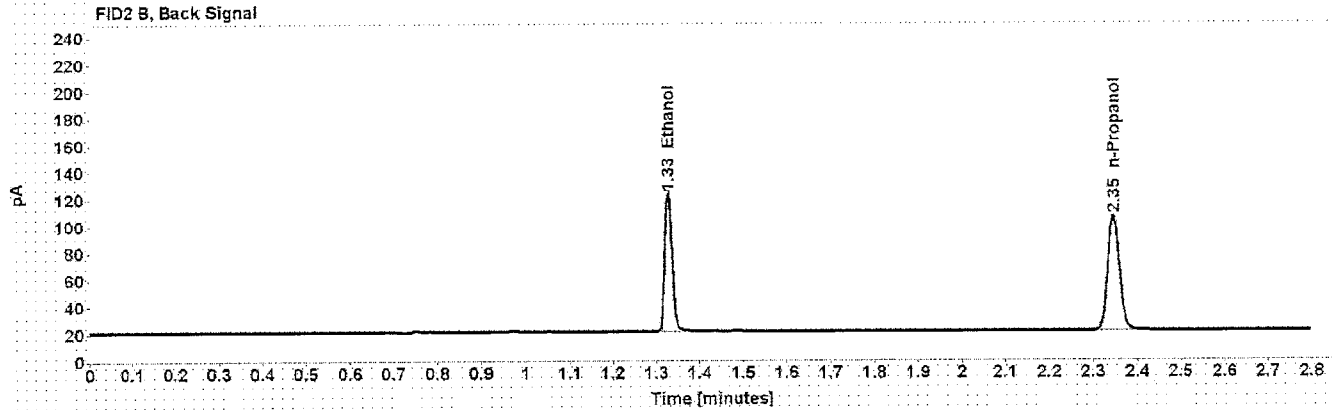
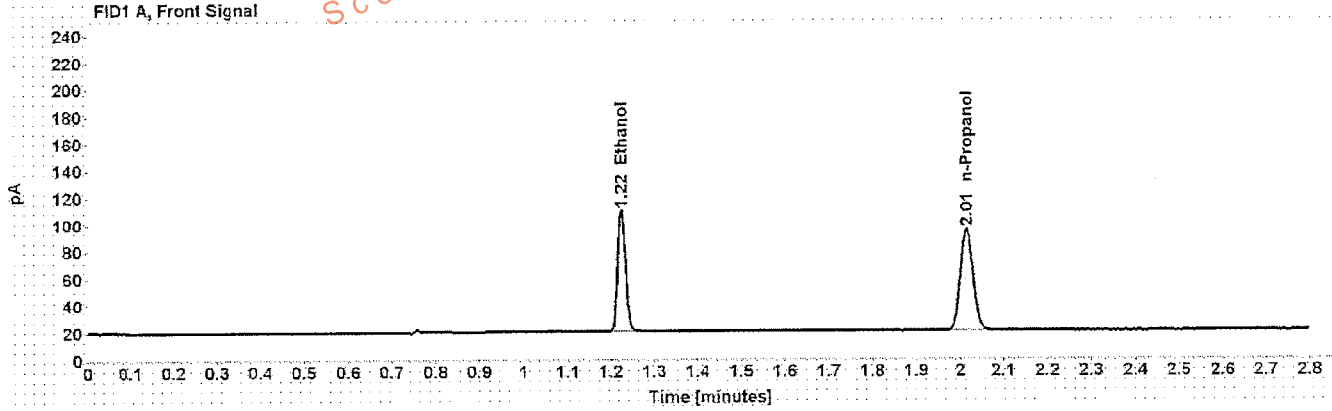


Table 1: FID 1 A (column DB-ALC1)

Compound	Amount (g/100mL)	Time (min)	Peak Area
>Ethanol	0.2036	1.224	115.004
n-Propanol	-----	2.015	153.482

Table 2: FID 2 B (column DB-ALC2)

Compound	Time (min)	Peak Area
Ethanol	1.328	118.399
n-Propanol	2.346	157.929

Scottsdale Police Department Crime Lab Volatiles Analysis

Sample: 0.080 Lipomed 28082014-B	Item number:
Injection date: 12/19/2016 9:17:07 PM	Vial: 53
Method: ethanol quant.M	Sequence: 19Dec16
Instrument: US14173023 CN14160045	Analyst: Langan <i>AL</i>
Data file: C:\Chem32\1\Data\19Dec16\53.D	

Dissemination is restricted to Criminal Justice Agencies and authorized Non-C.J. Agencies ONLY. Secondary dissemination to unauthorized agencies is PROHIBITED. Scottsdale City Prosecutor

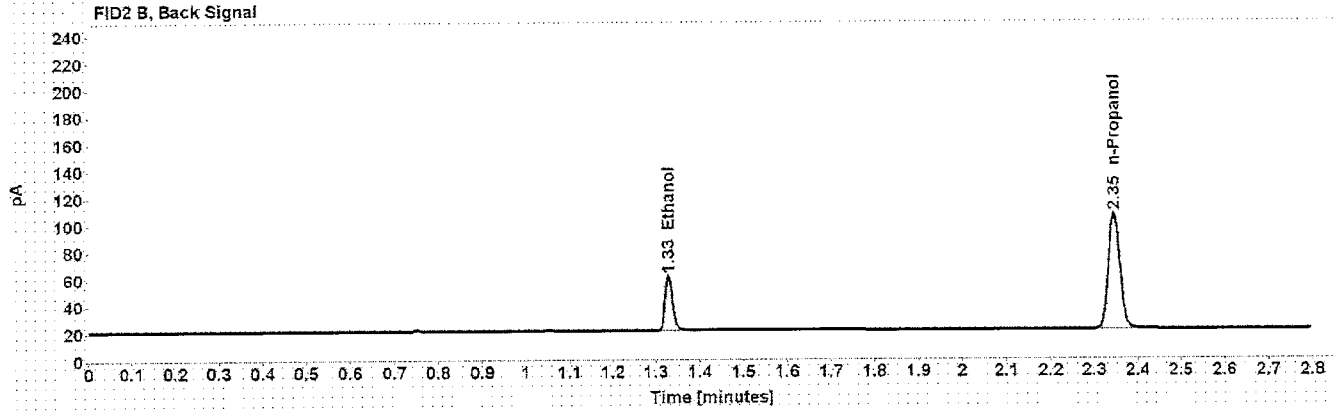
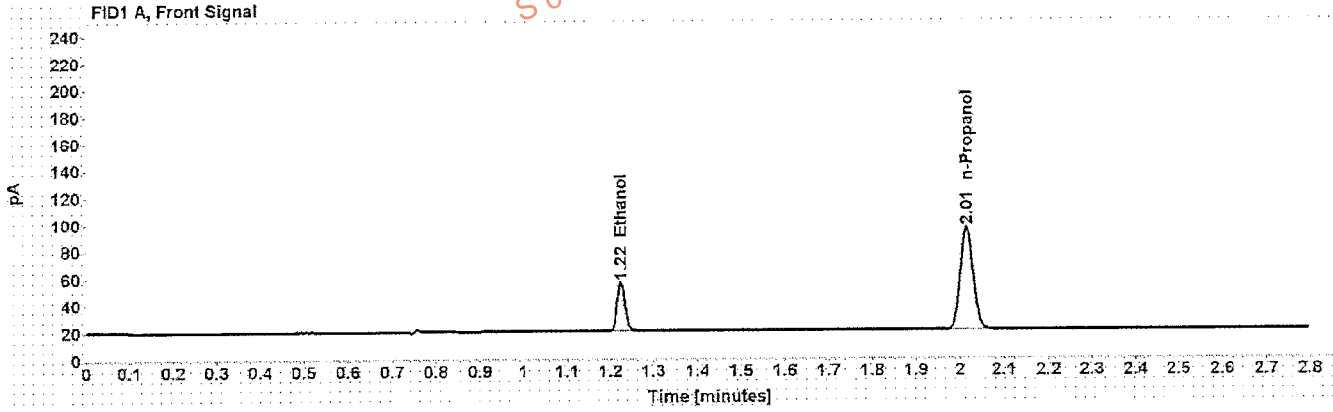


Table 1: FID 1 A (column DB-ALC1)

Compound	Amount (g/100mL)	Time (min)	Peak Area
>Ethanol	0.0810	1.225	46.166
n-Propanol	-----	2.015	154.910

Table 2: FID 2 B (column DB-ALC2)

Compound	Time (min)	Peak Area
Ethanol	1.328	47.216
n-Propanol	2.346	159.460

Scottsdale Police Department Crime Lab Volatiles Analysis

Sample: 0.150 Lipomed 11012012-C	Item number:
Injection date: 12/19/2016 10:01:37 PM	Vial: 64
Method: ethanol quant M	Sequence: 19Dec16
Instrument: US14173023 CN14160045	Analyst: Langan <i>AL</i>
Data file: C:\Chem3211\Data\19Dec16\64.D	

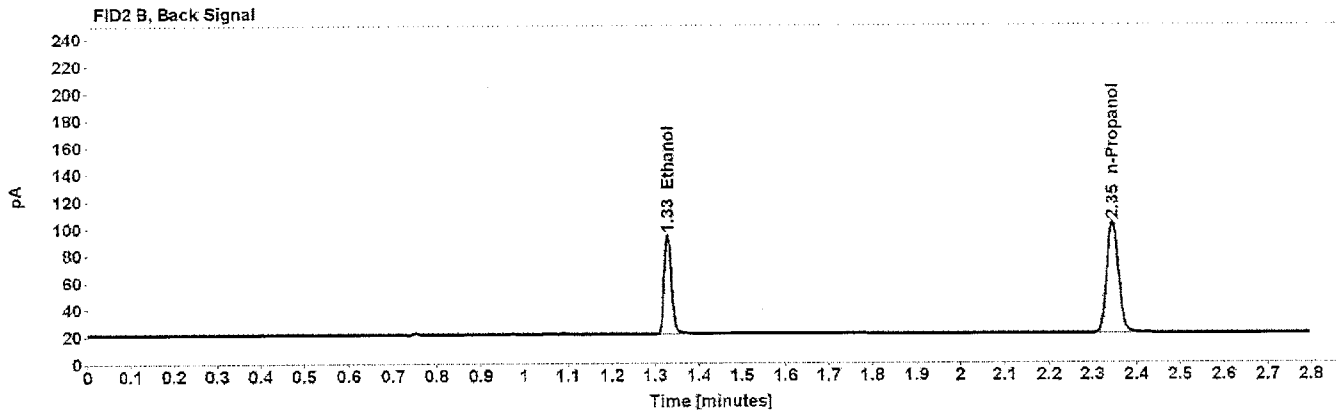
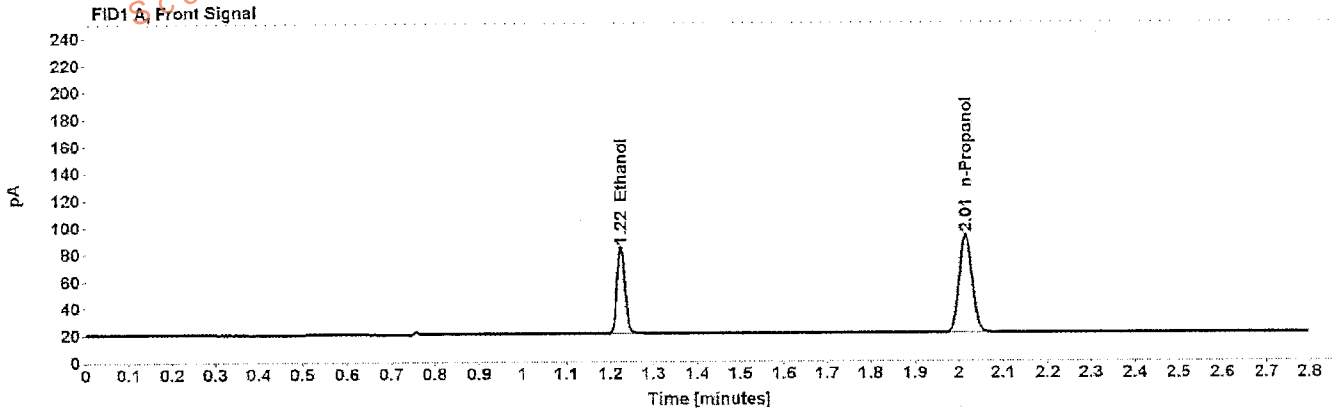


Table 1: FID 1 A (column DB-ALC1)

Compound	Amount (g/100mL)	Time (min)	Peak Area
>Ethanol	0.1504	1.224	82.452
n-Propanol	-----	2.015	149.002

Table 2: FID 2 B (column DB-ALC2)

Compound	Time (min)	Peak Area
Ethanol	1.328	84.919
n-Propanol	2.346	153.547

Scottsdale Police Department Crime Lab Volatiles Analysis

Sample: 0.40 Lipomed 05012012-C	Item number:
Injection date: 12/19/2016 10:29:52 PM	Vial: 71
Method: ethanol quant.M	Sequence: 19Dec16
Instrument: US14173023 CN14160045	Analyst: Langan AA
Data file: C:\Chem321\Dat\19Dec16\71.D	

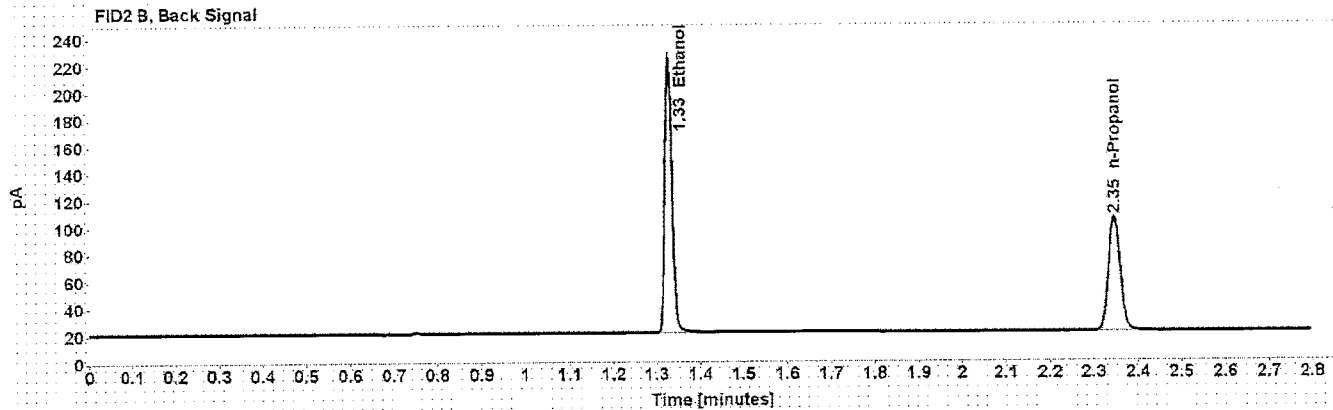
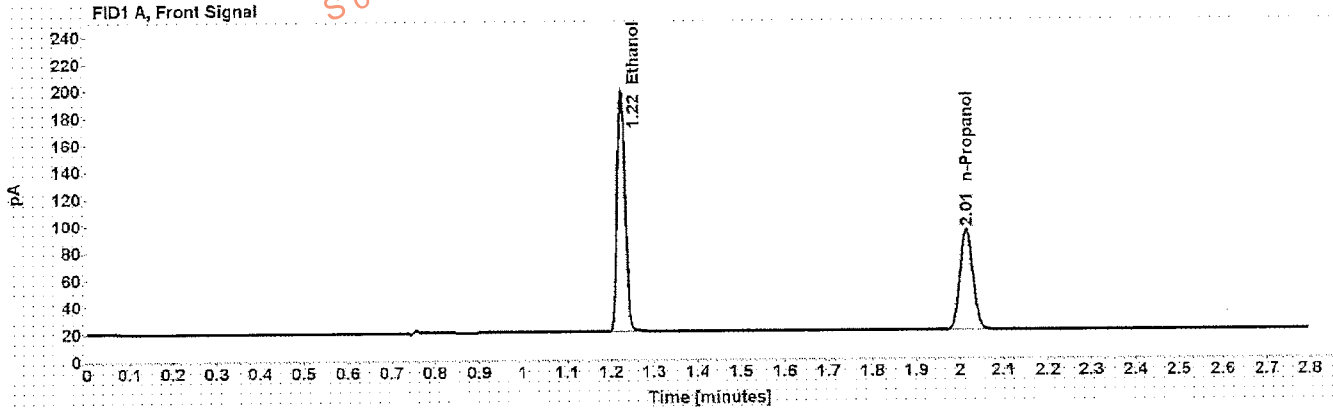


Table 1: FID 1 A (column DB-ALC1)

Compound	Amount (g/100mL)	Time (min)	Peak Area
>Ethanol	0.4041	1.224	227.315
n-Propanol	-----	2.015	152.836

Table 2: FID 2 B (column DB-ALC2)

Compound	Time (min)	Peak Area
Ethanol	1.327	235.145
n-Propanol	2.346	157.348

Scottsdale Police Department Crime Lab Volatiles Analysis

Sample: 0.04 Lipomed 09022015-A	Item number: 72
Injection date: 12/19/2016 10:33:54 PM	Vial: 72
Method: ethanol quant.M	Sequence: 19Dec16
Instrument: US14173023 CN14160045	Analyst: Langan <i>AL</i>
Data file: C:\Chem32\1\Data\19Dec16\72.D	

Dissemination is restricted to Criminal Justice Agencies and authorized Non-C.J. Agencies ONLY. Secondary dissemination to unauthorized agencies is PROHIBITED. Scottsdale City Prosecutor

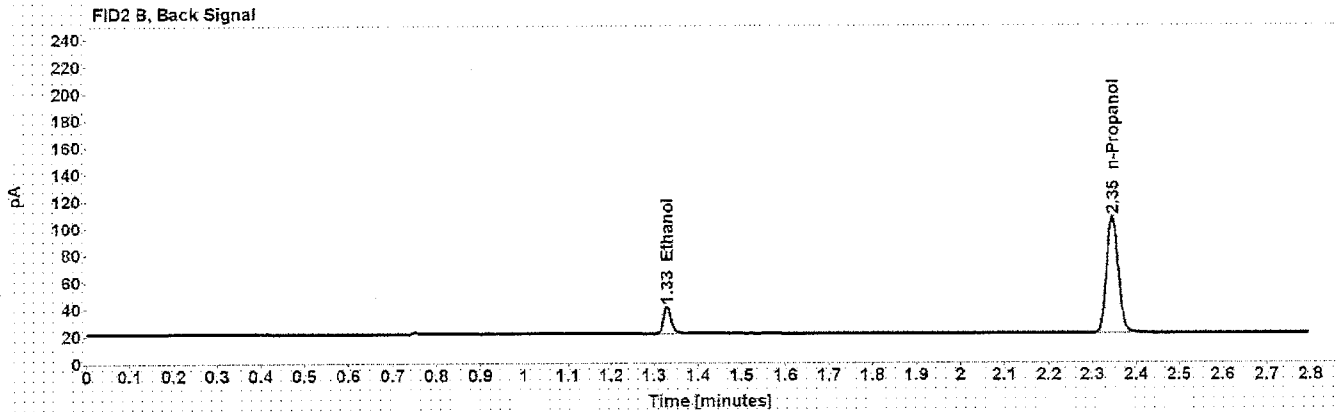
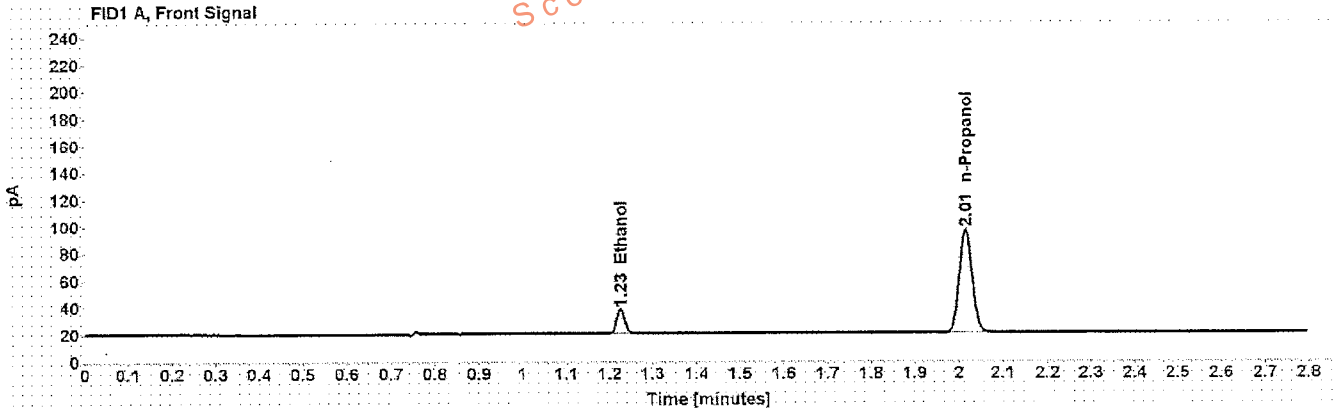


Table 1: FID 1 A (column DB-ALC1)

Compound	Amount (g/100mL)	Time (min)	Peak Area
>Ethanol	0.0399	1.225	22.892
n-Propanol	-----	2.015	156.036

Table 2: FID 2 B (column DB-ALC2)

Compound	Time (min)	Peak Area
Ethanol	1.329	23.434
n-Propanol	2.346	160.565

Scottsdale Police Department Crime Lab Volatiles Analysis

Sample: 0.20 ACQ 402101060/6	Item number:
Injection date: 12/19/2016 10:38:08 PM	Vial: 73
Method: ethanol quant.M	Sequence: 19Dec16
Instrument: US14173023 CN14160045	Analyst: Langan <i>ML</i>
Data file: C:\Chem32\11\Data\19Dec16\73.D	

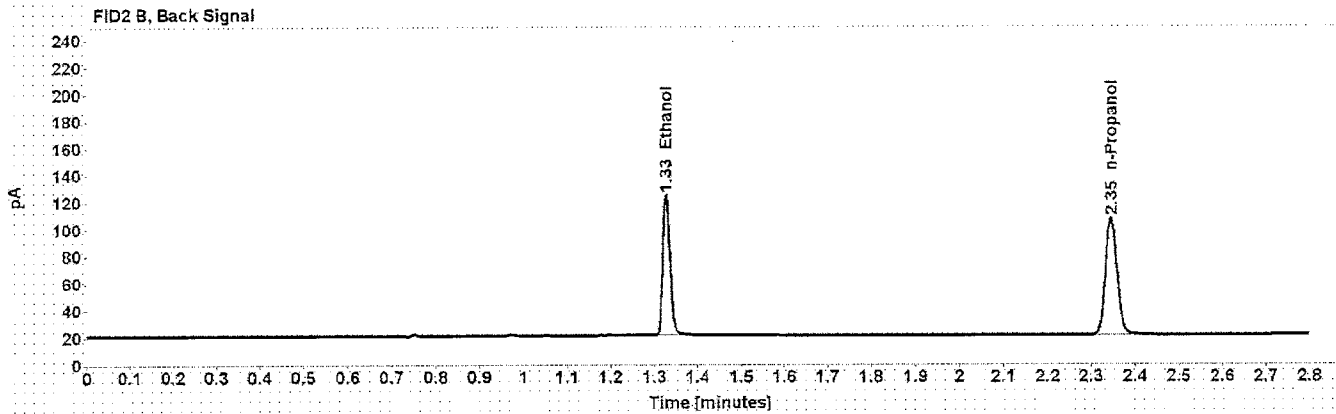
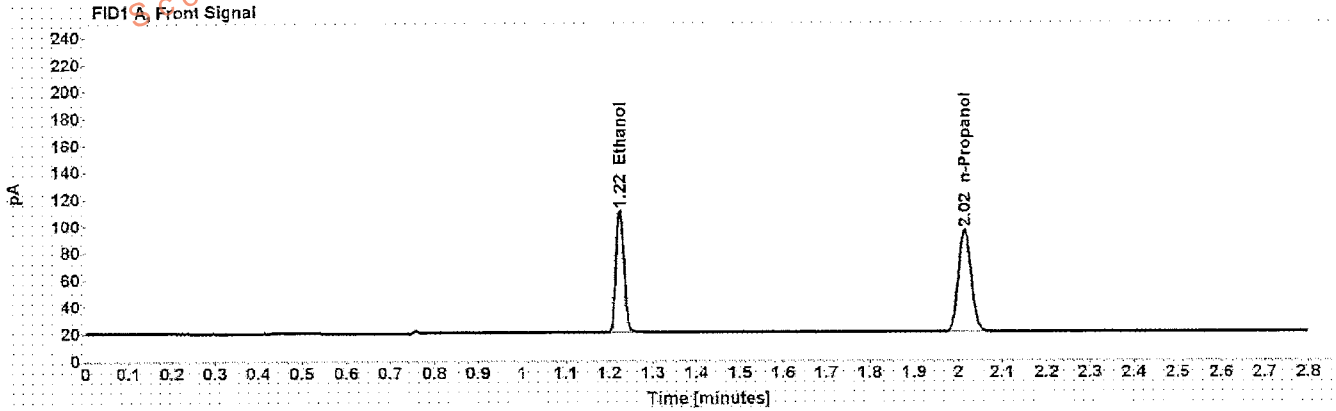


Table 1: FID 1 A (column DB-ALC1)

Compound	Amount (g/100mL)	Time (min)	Peak Area
>Ethanol	0.2033	1.224	116.378
n-Propanol	-----	2.015	155.533

Table 2: FID 2 B (column DB-ALC2)

Compound	Time (min)	Peak Area
Ethanol	1.328	120.131
n-Propanol	2.346	160.345

Scottsdale Police Department Crime Lab Volatiles Analysis

Sample: blank 090816	Item number:
Injection date: 12/19/2016 10:42:07 PM	Vial: 74
Method: ethanol quant.M	Sequence: 19Dec16
Instrument: US14173023 CN14160045	Analyst: Langan <i>AL</i>
Data file: C:\Chem3211\Data\19Dec16\74.D	

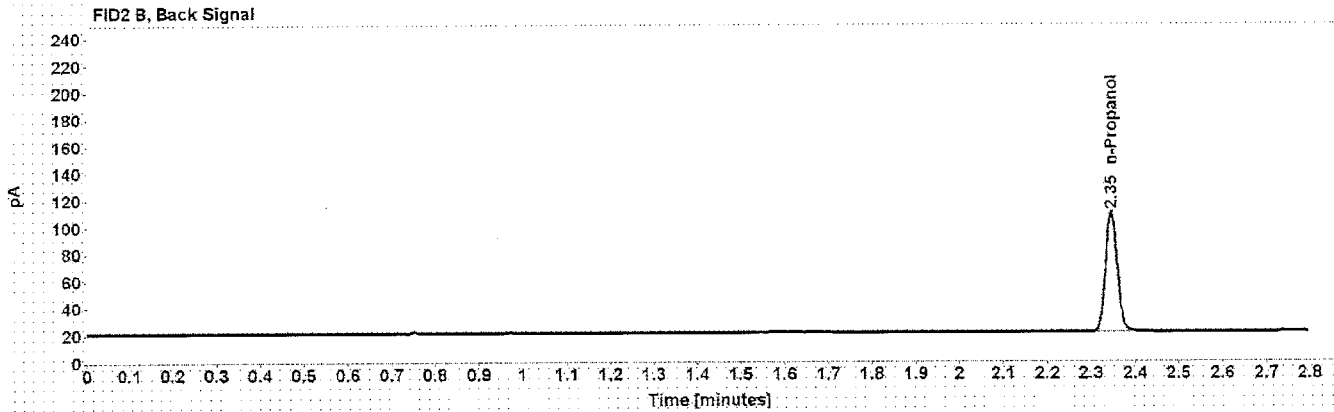
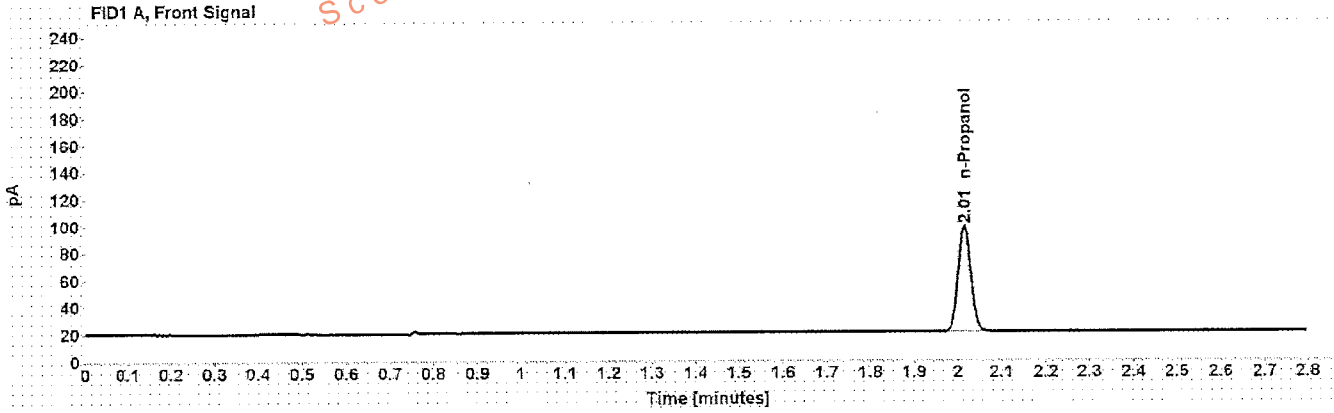


Table 1: FID 1 A (column DB-ALC1)

Compound	Amount (g/100mL)	Time (min)	Peak Area
n-Propanol	-----	2.015	160.208

Table 2: FID 2 B (column DB-ALC2)

Compound	Time (min)	Peak Area
n-Propanol	2.346	165.144

Sequence Summary

Sequence name: 19Dec16 Instrument: US14173023 CN14160045 Analyst: Langan *M*

Vial	Sample	Type	Item Number	Method
1	0.020 Cerilliant FN08101401	Calibration		ethanol quant.M
2	0.100 Cerilliant FN06181501	Calibration		ethanol quant.M
3	0.200 Cerilliant FN07201502	Calibration		ethanol quant.M
4	0.400 Cerilliant FN11191402	Calibration		ethanol quant.M
5	blank 090816	Control		ethanol quant.M
6	volatiles mix 030916 ASL	Control		ethanol quant.M
7	0.400 Lipomed 05012012-C	Control		ethanol quant.M
8	0.040 Lipomed 09022015-A	Control		ethanol quant.M
9	0.20 ACQ 402101060/6	Control		ethanol quant.M
10		Sample	1119653	ethanol quant.M
11		Sample	1119653	ethanol quant.M
12		Sample	1122413	ethanol quant.M
13		Sample	1122413	ethanol quant.M
14		Sample	1122364	ethanol quant.M
15		Sample	1122364	ethanol quant.M
16		Sample	1122131	ethanol quant.M
17		Sample	1122131	ethanol quant.M
18		Sample	1088247	ethanol quant.M
19		Sample	1088247	ethanol quant.M
20	0.080 Lipomed 28082014-B	Control		ethanol quant.M
21		Sample	1122599	ethanol quant.M
22		Sample	1122599	ethanol quant.M
23		Sample	1124244	ethanol quant.M
24		Sample	1124244	ethanol quant.M
25		Sample	1121900	ethanol quant.M
26		Sample	1121900	ethanol quant.M
27		Sample	1124623	ethanol quant.M
28		Sample	1124623	ethanol quant.M
29		Sample	1123255	ethanol quant.M
30		Sample	1123255	ethanol quant.M
31	0.150 Lipomed 11012012-C	Control		ethanol quant.M
32		Sample	1122015	ethanol quant.M
33		Sample	1122015	ethanol quant.M
34		Sample	1122095	ethanol quant.M
35		Sample	1122095	ethanol quant.M
36		Sample	000001A	ethanol quant.M
37		Sample	000001A	ethanol quant.M
38		Sample	285-01A	ethanol quant.M
39		Sample	285-01A	ethanol quant.M
40		Sample	176-01A	ethanol quant.M
41		Sample	176-01A	ethanol quant.M
42	0.20 ACQ 402101060/6	Control		ethanol quant.M
43		Sample	1124498	ethanol quant.M
44		Sample	1124498	ethanol quant.M
45		Sample	1123269	ethanol quant.M
46		Sample	1123269	ethanol quant.M
47		Sample	1122185	ethanol quant.M

Sequence Summary

48		Sample	1122185	ethanol quant.M
49		Sample	1124522	ethanol quant.M
50		Sample	1124522	ethanol quant.M
51		Sample	1124534	ethanol quant.M
52		Sample	1124534	ethanol quant.M
53	0.080 Lipomed 28082014-B	Control		ethanol quant.M
54		Sample	1124048	ethanol quant.M
55		Sample	1124048	ethanol quant.M
56		Sample	1124286	ethanol quant.M
57		Sample	1124286	ethanol quant.M
58		Sample	1123104	ethanol quant.M
59		Sample	1123104	ethanol quant.M
60		Sample	1124262	ethanol quant.M
61		Sample	1124262	ethanol quant.M
62		Sample	1125702	ethanol quant.M
63		Sample	1125702	ethanol quant.M
64	0.150 Lipomed 11012012-C	Control		ethanol quant.M
65		Sample	000001A	ethanol quant.M
66		Sample	000001A	ethanol quant.M
67		Sample	000001A	ethanol quant.M
68		Sample	000001A	ethanol quant.M
69		Sample	000001A	ethanol quant.M
70		Sample	000001A	ethanol quant.M
71	0.40 Lipomed 05012012-C	Control		ethanol quant.M
72	0.04 Lipomed 09022015-A	Control		ethanol quant.M
73	0.20 ACQ 402101060/6	Control		ethanol quant.M
74	blank 090816	Control		ethanol quant.M

Dissemination is restricted to Criminal Justice Agencies and authorized Non-C.J. Agencies ONLY. Secondary dissemination to unauthorized agencies is PROHIBITED.
 Scottsdale City Prosecutor

Scottsdale Police Department Crime Lab Volatiles Analysis

Sample: [REDACTED]	Item number: 1119653
Injection date: 12/19/2016 6:23:22 PM	Vial: 10
Method: ethanol quant.M	Sequence: 19Dec16
Instrument: US14173023 CN14160045	Analyst: Langan
Data file: C:\Chem32\1\Data\19Dec16\10.D	

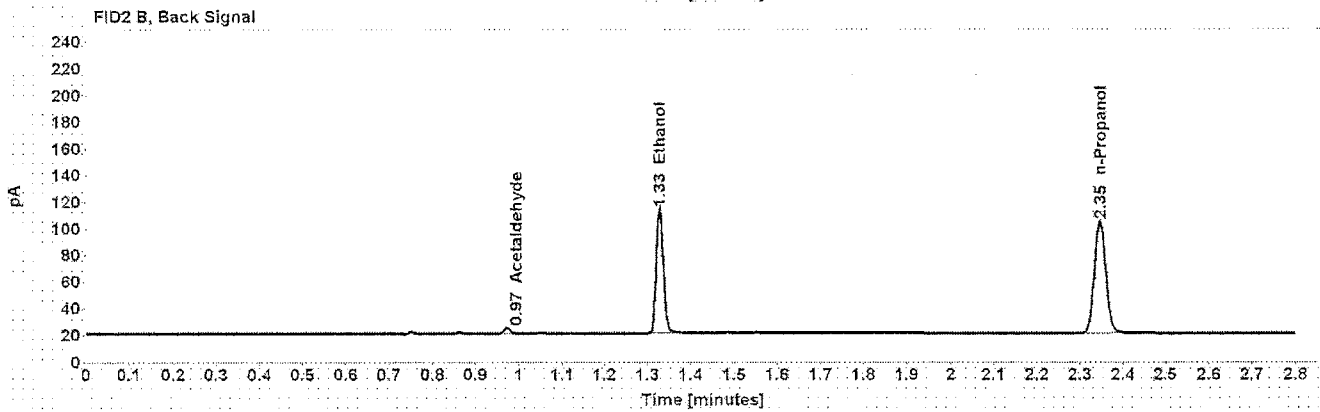
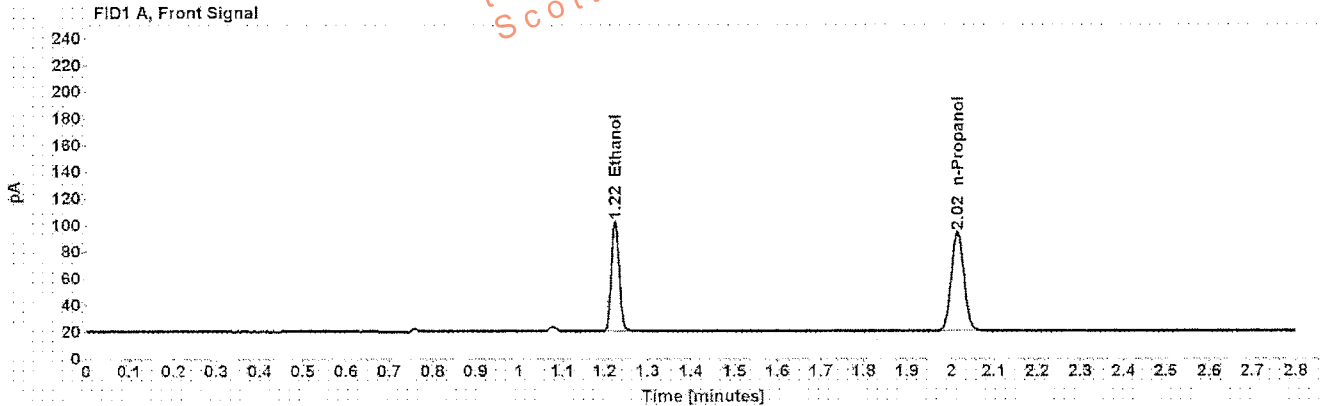


Table 1: FID 1 A (column DB-ALC1)

Compound	Amount (g/100mL)	Time (min)	Peak Area
>Ethanol	0.1884	1.225	104.971
n-Propanol	-----	2.015	151.432

Table 2: FID 2 B (column DB-ALC2)

Compound	Time (min)	Peak Area
Acetaldehyde	0.973	3.973
Ethanol	1.328	108.122
n-Propanol	2.346	155.878

Scottsdale Police Department Crime Lab Volatiles Analysis

Sample: [REDACTED]	Item number: 1119653
Injection date: 12/19/2016 6:27:23 PM	Vial: 11
Method: ethanol quant.M	Sequence: 19Dec16
Instrument: US14173023 CN14160045	Analyst: Langan
Data file: C:\Chem321\Data\19Dec16\11.D	

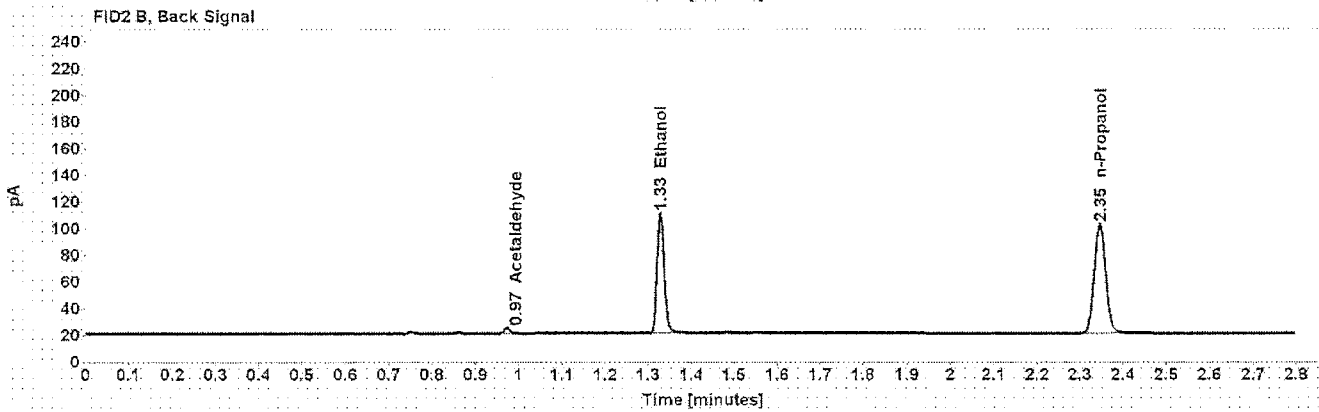
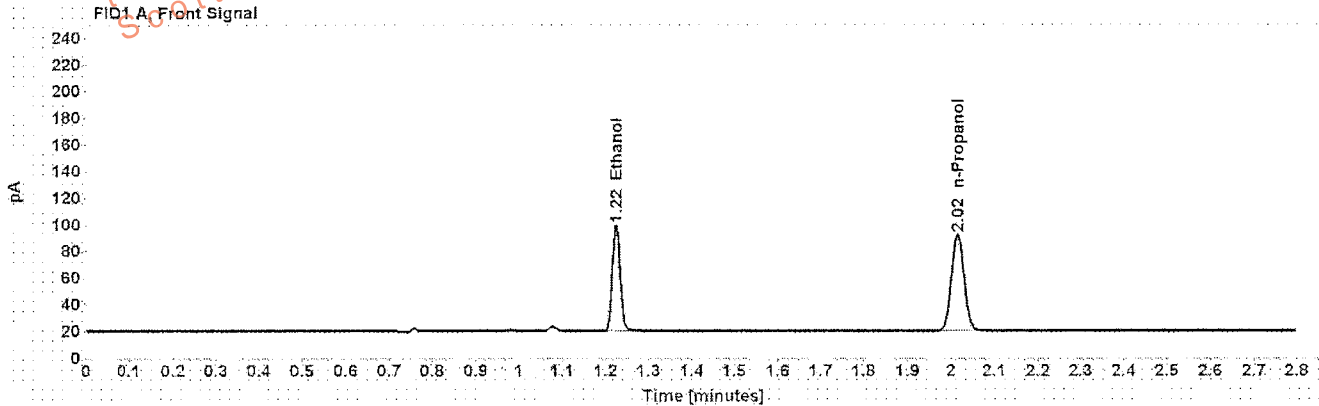


Table 1: FID 1 A (column DB-ALC1)

Compound	Amount (g/100mL)	Time (min)	Peak Area
>Ethanol	0.1871	1.224	101.563
n-Propanol	-----	2.015	147.512

Table 2: FID 2 B (column DB-ALC2)

Compound	Time (min)	Peak Area
Acetaldehyde	0.973	3.897
Ethanol	1.328	104.432
n-Propanol	2.346	151.916

Scottsdale Police Department Crime Lab Volatiles Analysis

Sample: [REDACTED]	Item number: 1122413
Injection date: 12/19/2016 6:31:21 PM	Vial: 12
Method: ethanol quant.M	Sequence: 19Dec16
Instrument: US14173023 CN14160045	Analyst: Langan
Data file: C:\Chem3211\Data\19Dec16\12.D	

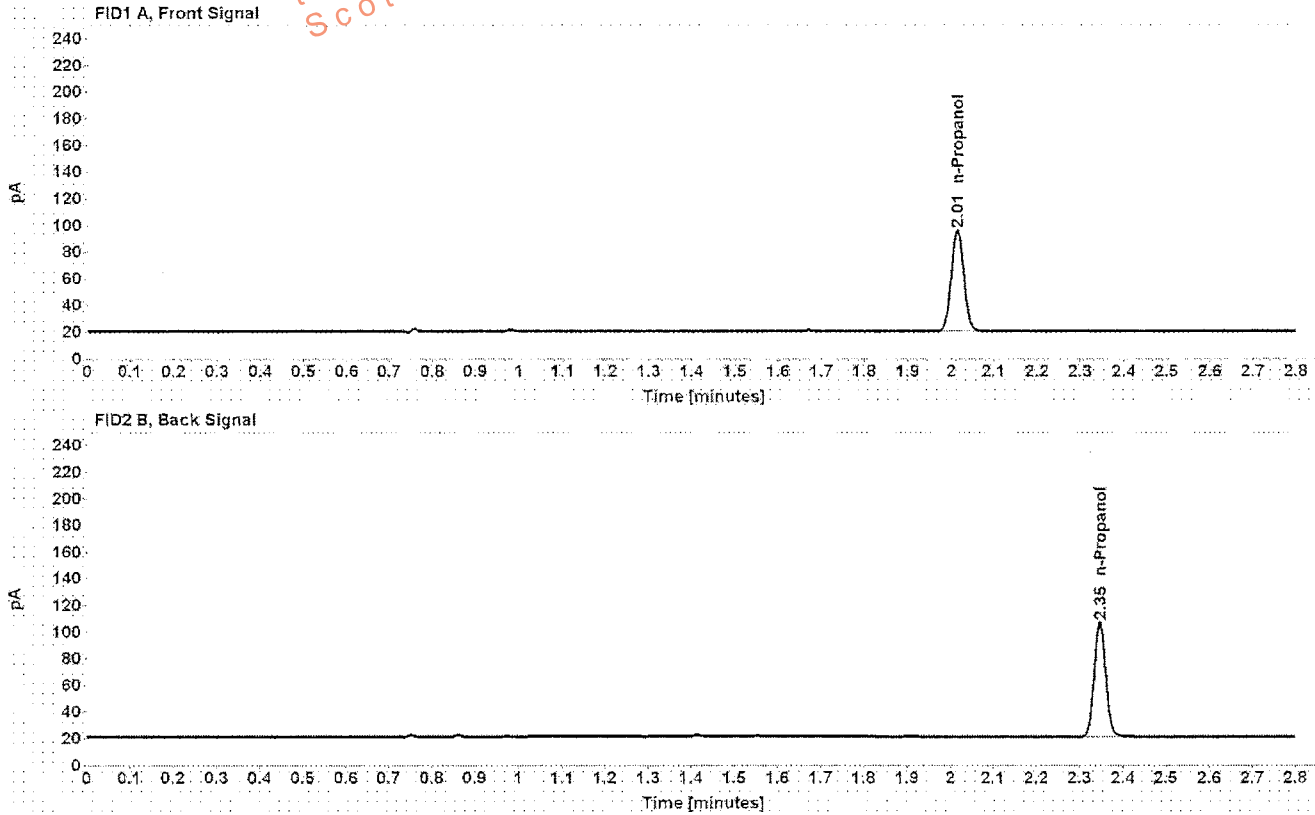


Table 1: FID 1 A (column DB-ALC1)

Compound	Amount (g/100mL)	Time (min)	Peak Area
n-Propanol	-----	2.015	155.427

Table 2: FID 2 B (column DB-ALC2)

Compound	Time (min)	Peak Area
n-Propanol	2.346	160.117

Scottsdale Police Department Crime Lab Volatiles Analysis

Sample:	[REDACTED]	Item number:	1122413
Injection date:	12/19/2016 6:35:37 PM	Vial:	13
Method:	ethanol quant.M	Sequence:	19Dec16
Instrument:	US14173023 CN14160045	Analyst:	Langan
Data file:	C:\Chem32\11\Data\19Dec16\13.D		

Dissemination is restricted to Criminal Justice Agencies ONLY. Secondary dissemination to unauthorized agencies is PROHIBITED.
Scottsdale City Prosecutor

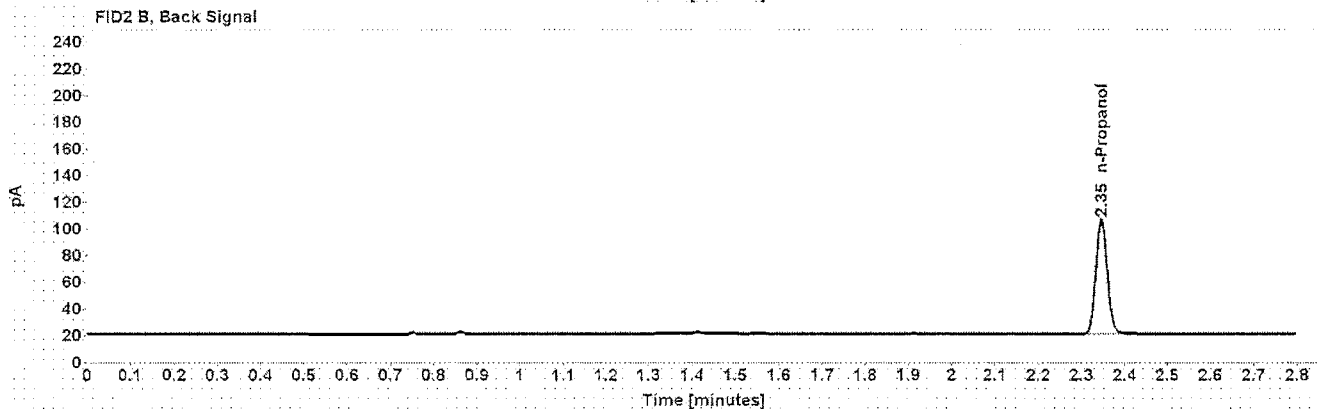
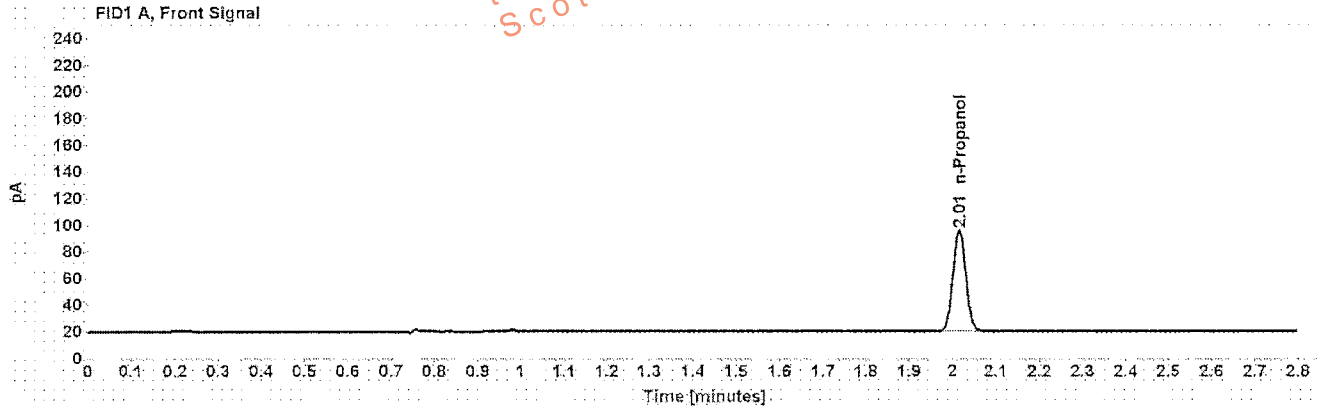


Table 1: FID 1 A (column DB-ALC1)

Compound	Amount (g/100mL)	Time (min)	Peak Area
n-Propanol	-----	2.015	154.900

Table 2: FID 2 B (column DB-ALC2)

Compound	Time (min)	Peak Area
n-Propanol	2.346	159.693

Scottsdale Police Department Crime Lab Volatiles Analysis

Sample: [REDACTED]	Item number: 1122364
Injection date: 12/19/2016 6:39:37 PM	Vial: 14
Method: ethanol quant.M	Sequence: 19Dec16
Instrument: US14173023 CN14160045	Analyst: Langan
Data file: C:\Chem3211\Data\19Dec16\14.D	

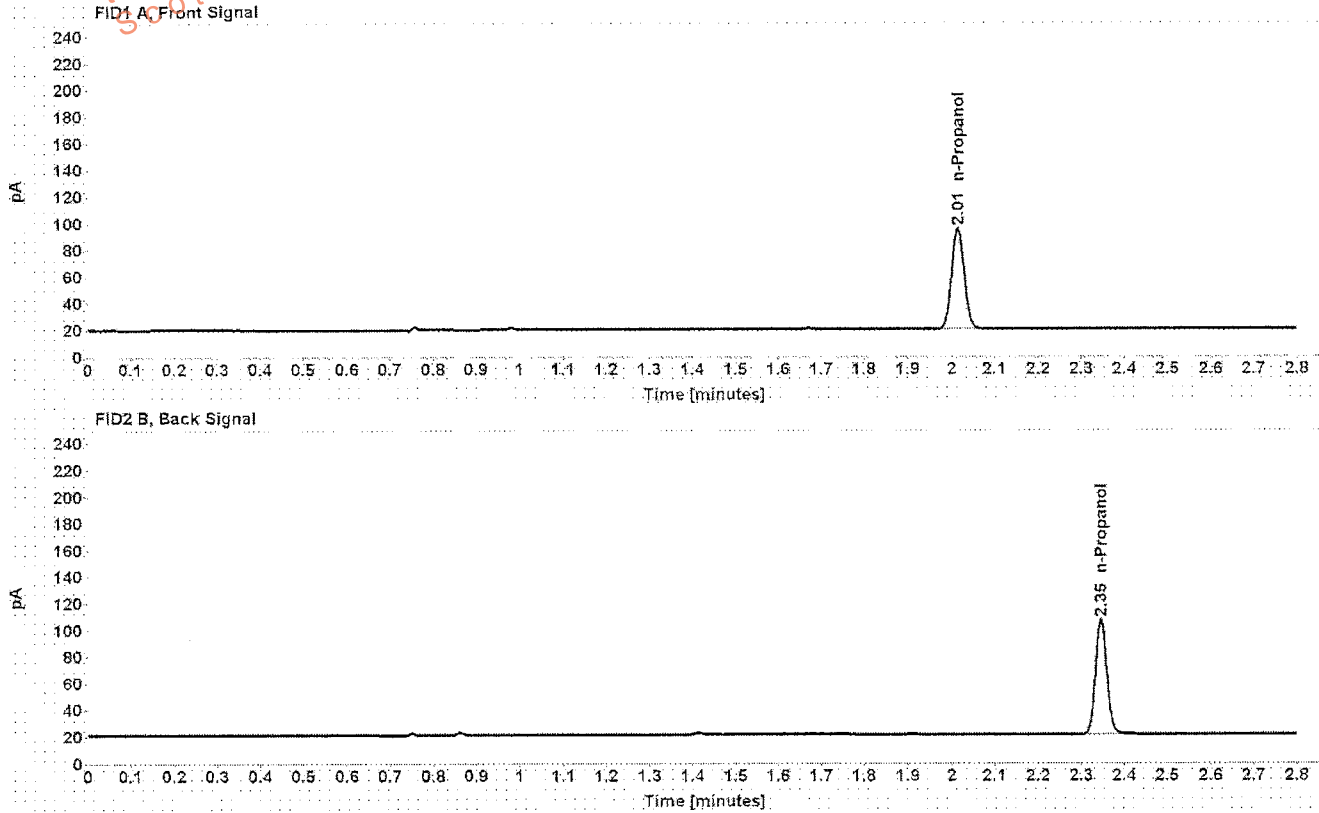


Table 1: FID 1 A (column DB-ALC1)

Compound	Amount (g/100mL)	Time (min)	Peak Area
n-Propanol	-----	2.015	154.655

Table 2: FID 2 B (column DB-ALC2)

Compound	Time (min)	Peak Area
n-Propanol	2.346	159.525

Scottsdale Police Department Crime Lab Volatiles Analysis

Sample:	[REDACTED]	Item number:	1122364
Injection date:	12/19/2016 6:43:37 PM	Vial:	15
Method:	ethanol quant.M	Sequence:	19Dec16
Instrument:	US14173023 CN14160045	Analyst:	Langan
Data file:	C:\Chem32\1\Data\19Dec16\15.D		

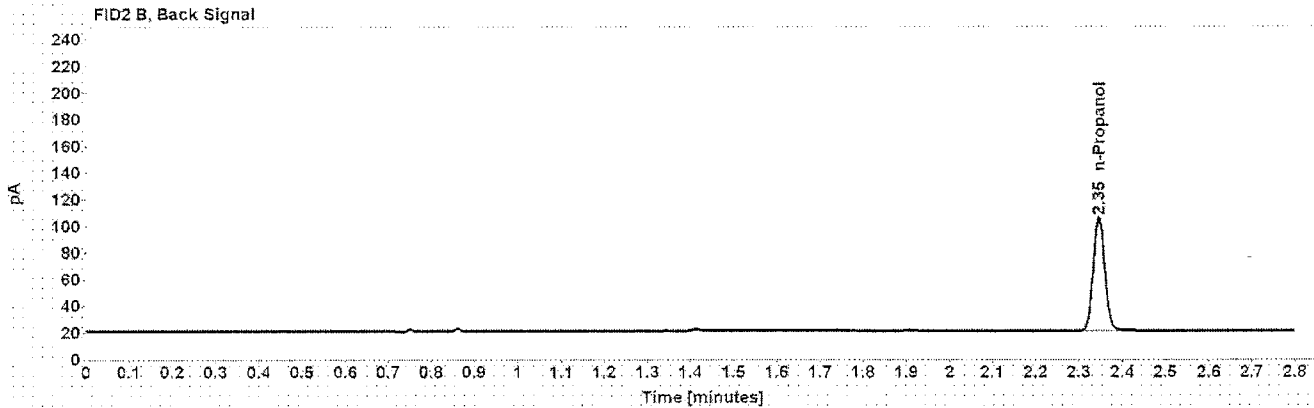
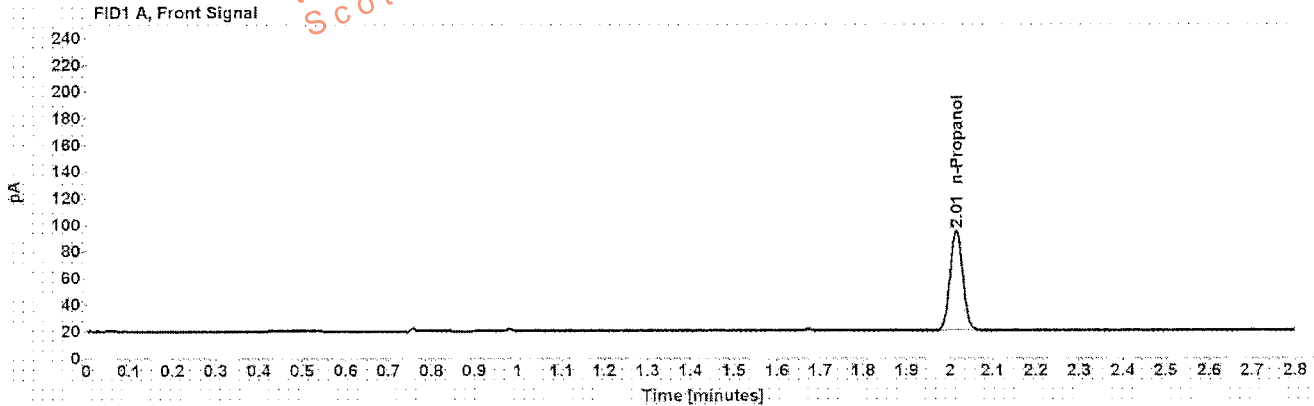


Table 1: FID 1 A (column DB-ALC1)

Compound	Amount (g/100mL)	Time (min)	Peak Area
n-Propanol	-----	2.015	153.069

Table 2: FID 2 B (column DB-ALC2)

Compound	Time (min)	Peak Area
n-Propanol	2.346	157.838

Scottsdale Police Department Crime Lab Volatiles Analysis

Dissemination is restricted to Criminal Justice Agencies and authorized Non-C.J. Agencies ONLY. Secondary dissemination to unauthorized agencies is PROHIBITED.
 Scottsdale City Prosecutor

Sample:	[REDACTED]	Item number:	1122131
Injection date:	12/19/2016 6:47:37 PM	Vial:	16
Method:	ethanol quant.M	Sequence:	19Dec16
Instrument:	US14173023 CN14160045	Analyst:	Langan
Data file:	C:\Chem32\11\Data\19Dec16\16.D		

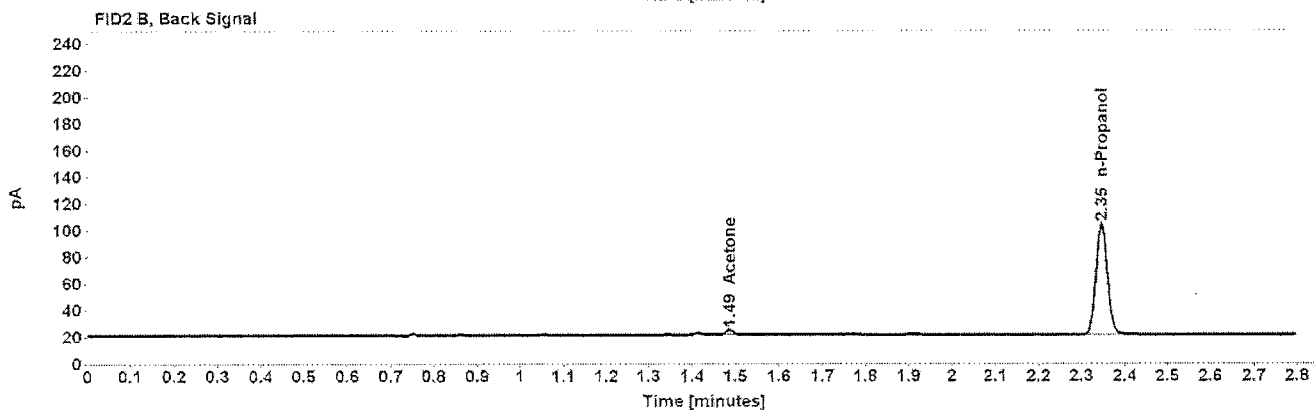
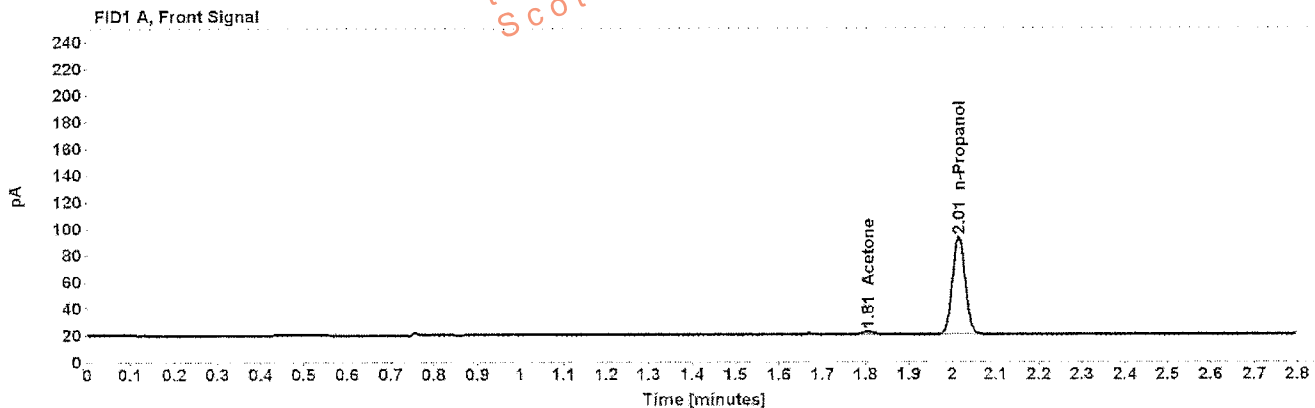


Table 1: FID 1 A (column DB-ALC1)

Compound	Amount (g/100mL)	Time (min)	Peak Area
Acetone	-----	1.806	4.507
n-Propanol	-----	2.015	149.765

Table 2: FID 2 B (column DB-ALC2)

Compound	Time (min)	Peak Area
Acetone	1.485	4.650
n-Propanol	2.346	154.396

Scottsdale Police Department Crime Lab Volatiles Analysis

Sample: [REDACTED]	Item number: 1122131
Injection date: 12/19/2016 6:51:37 PM	Vial: 17
Method: ethanol quant.M	Sequence: 19Dec16
Instrument: US14173023 CN14160045	Analyst: Langan
Data file: C:\Chem3211\Data\19Dec16\17.D	

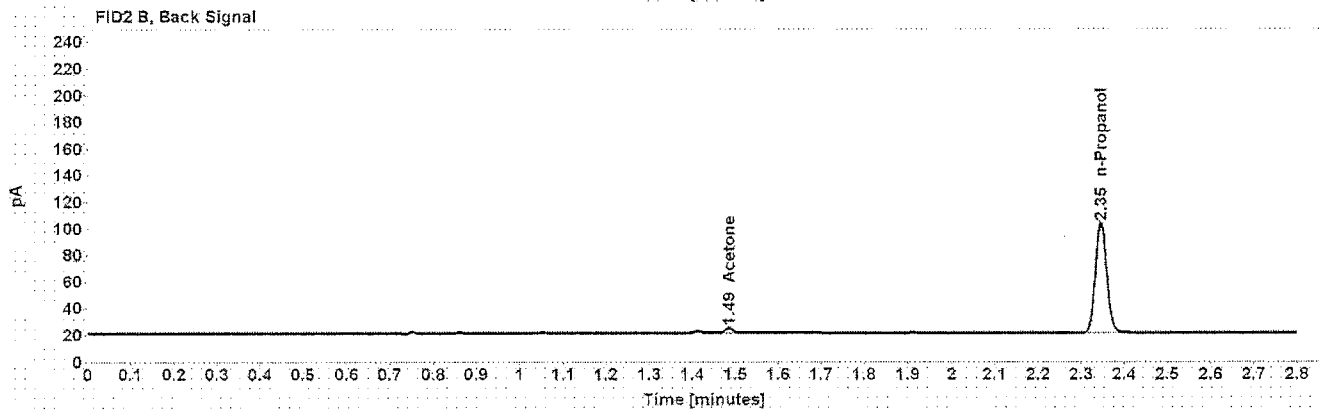
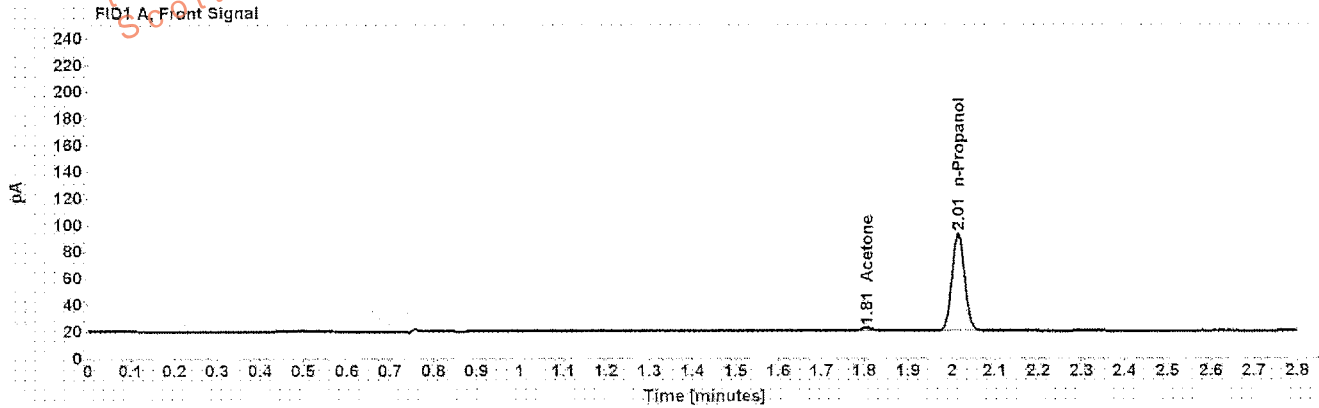


Table 1: FID 1 A (column DB-ALC1)

Compound	Amount (g/100mL)	Time (min)	Peak Area
Acetone	-----	1.806	4.471
n-Propanol	-----	2.015	149.388

Table 2: FID 2 B (column DB-ALC2)

Compound	Time (min)	Peak Area
Acetone	1.485	4.623
n-Propanol	2.346	153.831

Scottsdale Police Department Crime Lab Volatiles Analysis

Sample: [REDACTED]	Item number: 1088247
Injection date: 12/19/2016 6:55:37 PM	Vial: 18
Method: ethanol quant.M	Sequence: 19Dec16
Instrument: US14173023 CN14160045	Analyst: Langan
Data file: C:\Chem32\1\Data\19Dec16\18.D	

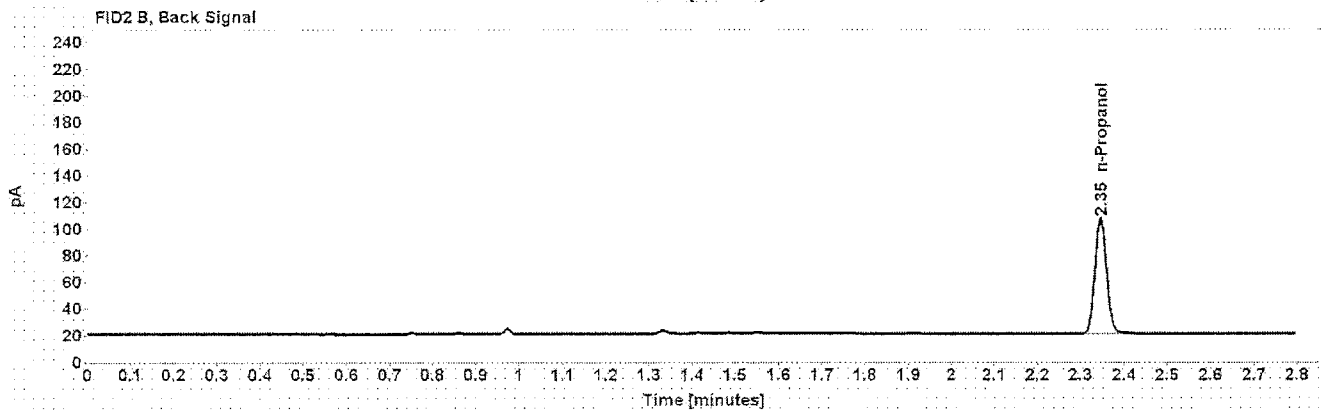
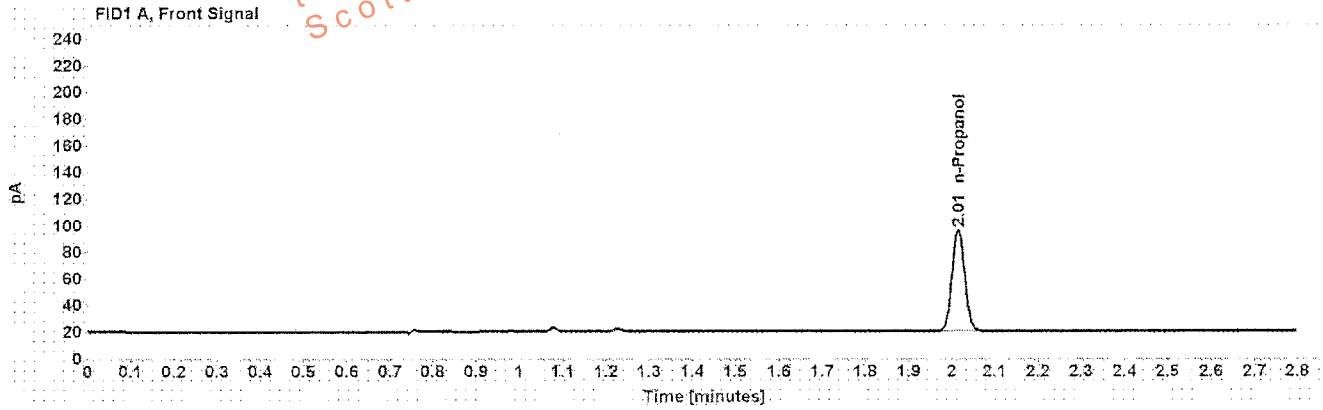


Table 1: FID 1 A (column DB-ALC1)

Compound	Amount (g/100mL)	Time (min)	Peak Area
n-Propanol	-----	2.015	156.114

Table 2: FID 2 B (column DB-ALC2)

Compound	Time (min)	Peak Area
n-Propanol	2.346	160.972

Scottsdale Police Department Crime Lab Volatiles Analysis

Sample: [REDACTED]	Item number: 1088247
Injection date: 12/19/2016 6:59:52 PM	Vial: 19
Method: ethanol quant.M	Sequence: 19Dec16
Instrument: US14173023 CN14160045	Analyst: Langan
Data file: C:\Chem32\1\Data\19Dec16\19.D	

Dissemination is restricted to Criminal Justice Agencies and authorized Non-C.J. Agencies ONLY. Secondary dissemination to unauthorized agencies is PROHIBITED.
Scottsdale City Prosecutor

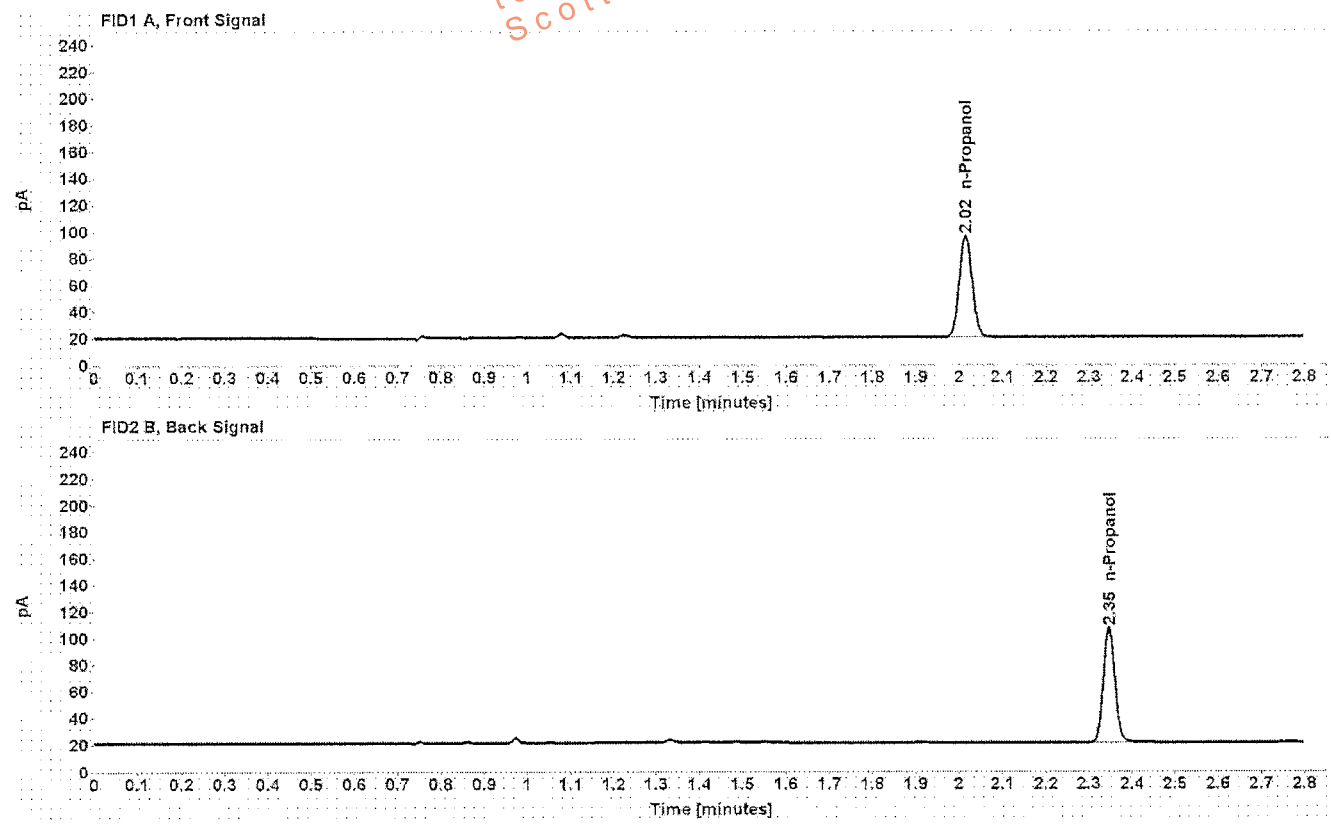


Table 1: FID 1 A (column DB-ALC1)

Compound	Amount (g/100mL)	Time (min)	Peak Area
n-Propanol	-----	2.015	155.141

Table 2: FID 2 B (column DB-ALC2)

Compound	Time (min)	Peak Area
n-Propanol	2.346	160.122

Scottsdale Police Department Crime Lab Volatiles Analysis

Sample: [REDACTED]	Item number: 1122599
Injection date: 12/19/2016 7:07:51 PM	Vial: 21
Method: ethanol quant M	Sequence: 19Dec16
Instrument: US14173023 CN14160049	Analyst: Langan
Data file: C:\Chem32\1\Data\19Dec16\21.D	

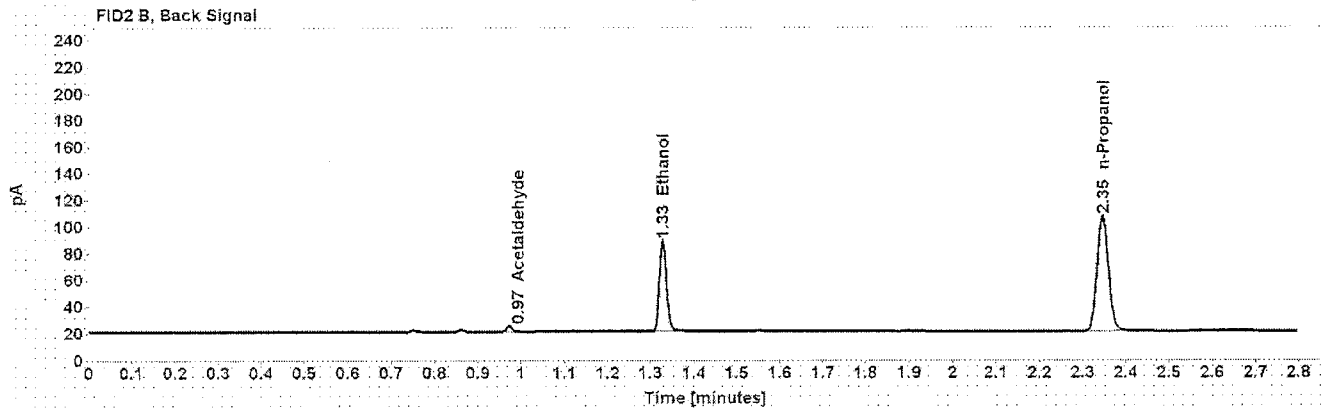
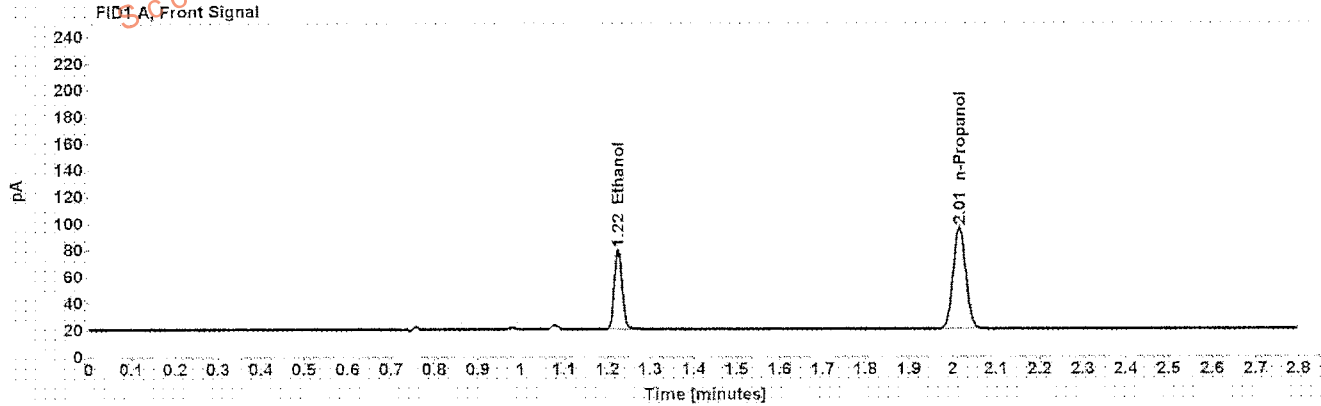


Table 1: FID 1 A (column DB-ALC1)

Compound	Amount (g/100mL)	Time (min)	Peak Area
>Ethanol	0.1340	1.225	76.545
n-Propanol	-----	2.015	155.276

Table 2: FID 2 B (column DB-ALC2)

Compound	Time (min)	Peak Area
Acetaldehyde	0.973	3.938
Ethanol	1.328	78.862
n-Propanol	2.346	160.076

Scottsdale Police Department Crime Lab Volatiles Analysis

Sample:	[REDACTED]	Item number:	1122599
Injection date:	12/19/2016 7:11:52 PM	Vial:	22
Method:	ethanol quant.M	Sequence:	19Dec16
Instrument:	US14173023 CN14160045	Analyst:	Langan
Data file:	C:\Chem32\1>Data\19Dec16\22.D		

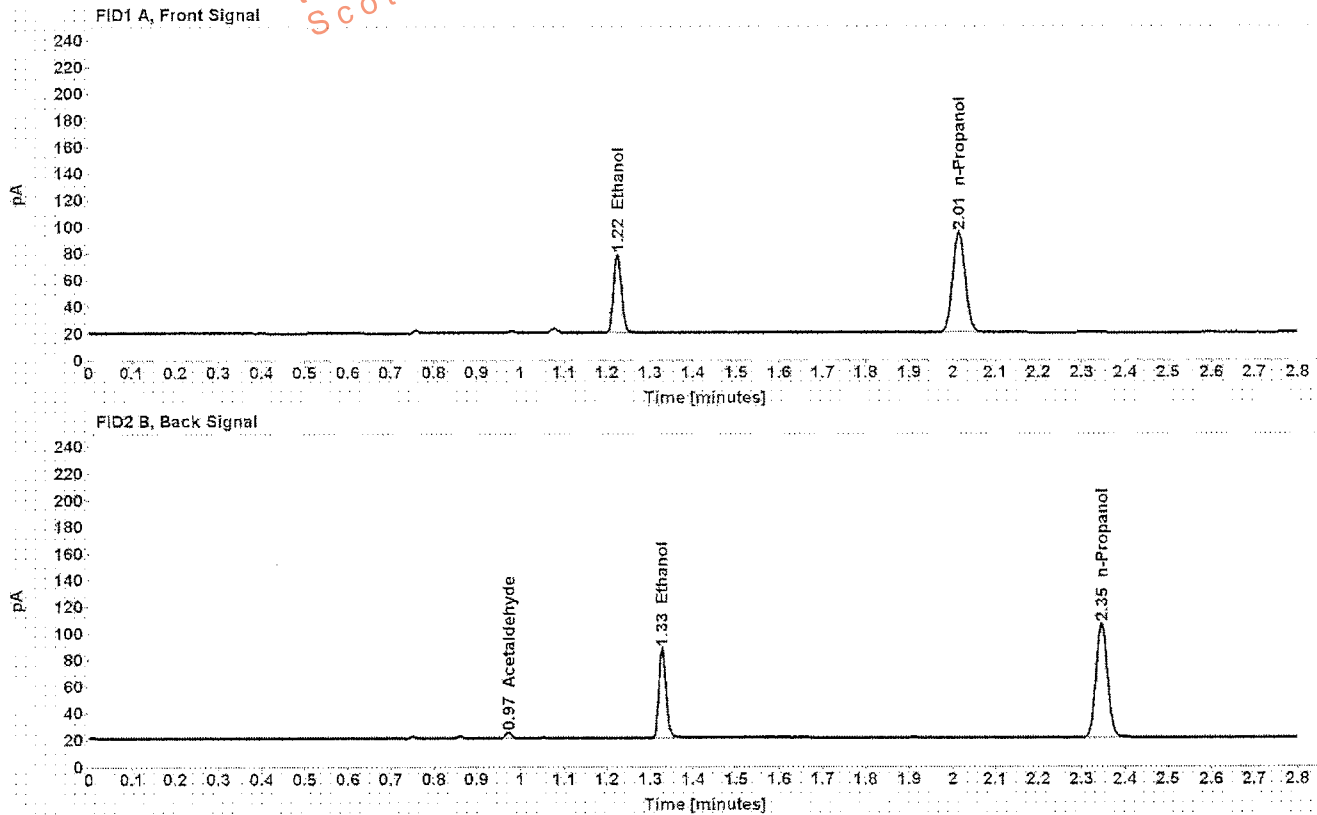


Table 1: FID 1 A (column DB-ALC1)

Compound	Amount (g/100mL)	Time (min)	Peak Area
>Ethanol	0.1333	1.225	75.232
n-Propanol	-----	2.015	153.437

Table 2: FID 2 B (column DB-ALC2)

Compound	Time (min)	Peak Area
Acetaldehyde	0.973	3.914
Ethanol	1.328	77.404
n-Propanol	2.346	158.258

Scottsdale Police Department Crime Lab Volatiles Analysis

Dissemination is restricted to Criminal Justice Agencies and authorized Non-C.J. Agencies ONLY. Secondary dissemination to unauthorized agencies is PROHIBITED.
Scottsdale City Prosecutor

Sample:	[REDACTED]	Item number:	1124244
Injection date:	12/19/2016 7:15:52 PM	Vial:	23
Method:	ethanol quant.M	Sequence:	19Dec16
Instrument:	US14173023 CN14160045	Analyst:	Langan
Data file:	C:\Chem32\1\Data\19Dec16\23.D		

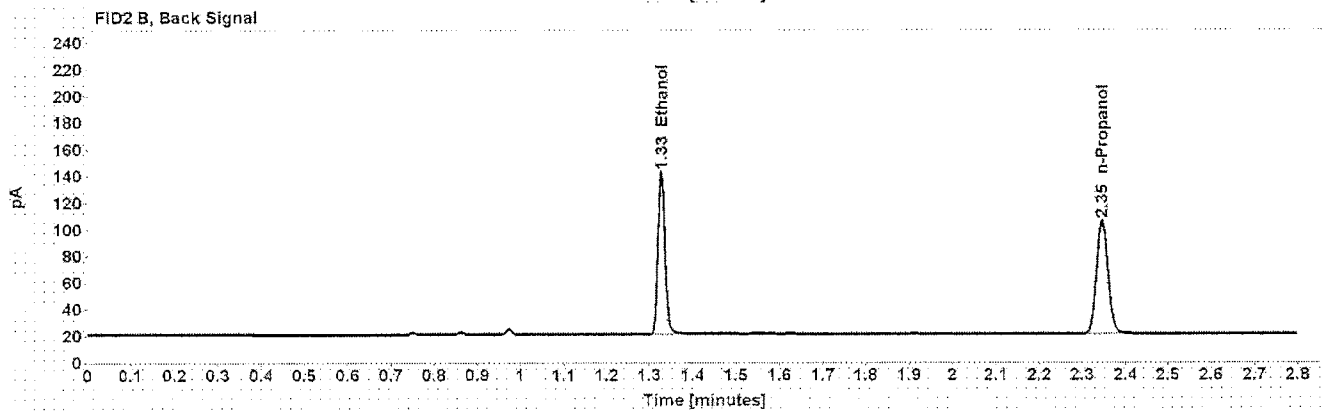
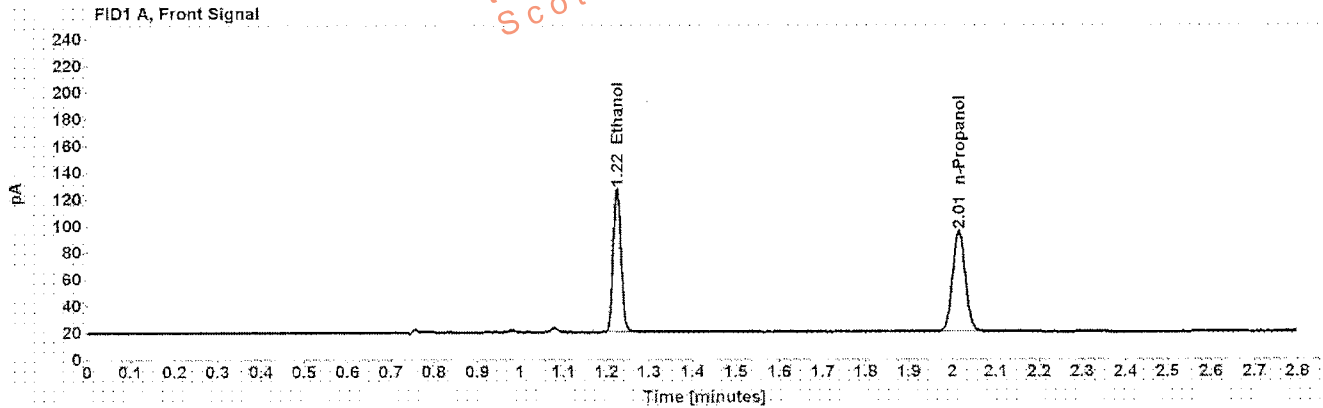


Table 1: FID 1 A (column DB-ALC1)

Compound	Amount (g/100mL)	Time (min)	Peak Area
>Ethanol	0.2418	1.224	136.849
n-Propanol	-----	2.015	153.805

Table 2: FID 2 B (column DB-ALC2)

Compound	Time (min)	Peak Area
Ethanol	1.328	141.156
n-Propanol	2.346	158.263

Case: [REDACTED] User: alangan 12/20/2016

Scottsdale Police Department Crime Lab Volatiles Analysis

Sample:	[REDACTED]	Item number:	1124244
Injection date:	12/19/2016 7:19:52 PM	Vial:	24
Method:	ethanol quant.M	Sequence:	19Dec16
Instrument:	US14173023 CN14160045	Analyst:	Langan
Data file:	C:\Chem3211\Data\19Dec16\24.D		

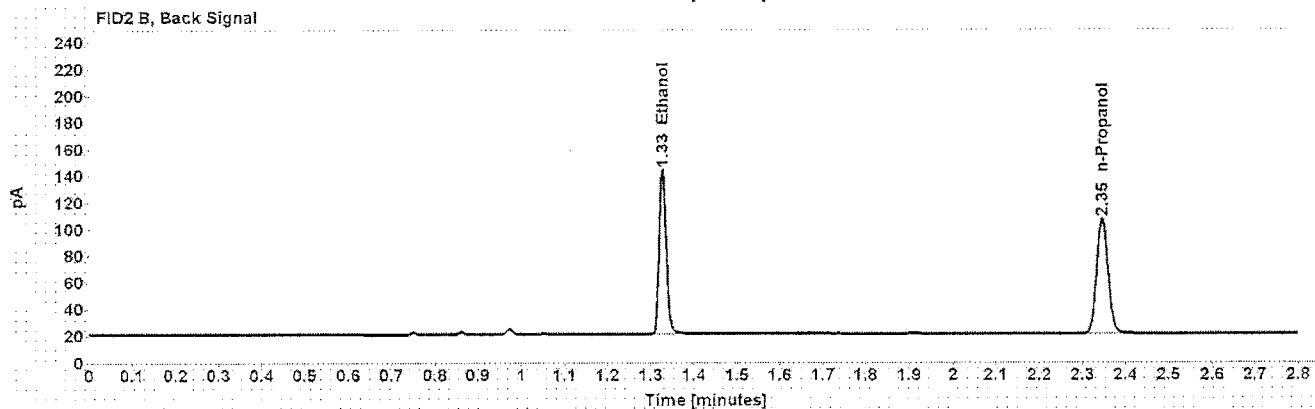
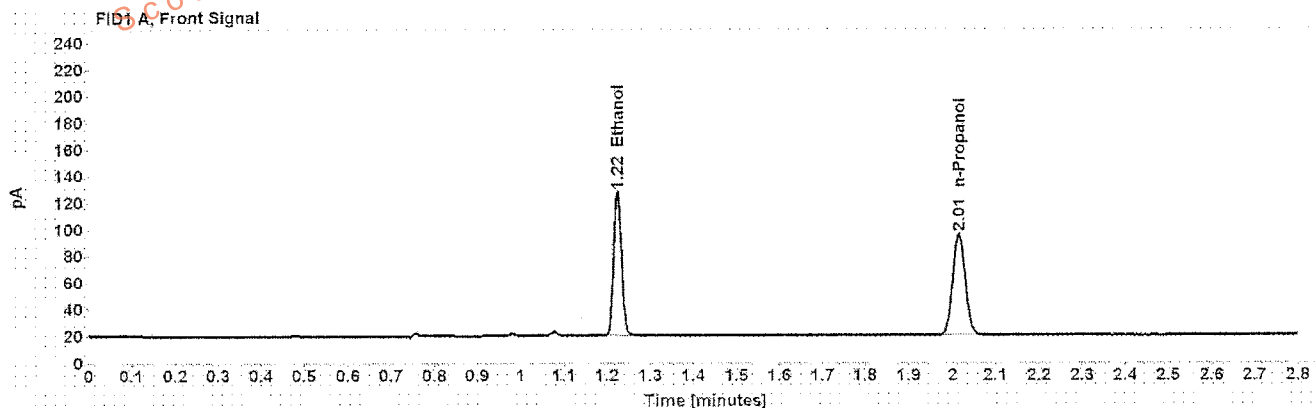


Table 1: FID 1 A (column DB-ALC1)

Compound	Amount (g/100mL)	Time (min)	Peak Area
>Ethanol	0.2428	1.224	138.206
n-Propanol	-----	2.015	154.677

Table 2: FID 2 B (column DB-ALC2)

Compound	Time (min)	Peak Area
Ethanol	1.328	142.544
n-Propanol	2.346	159.466

Scottsdale Police Department Crime Lab Volatiles Analysis

Sample:	[REDACTED]	Item number:	1121900
Injection date:	12/19/2016 7:24:07 PM	Vial:	25
Method:	ethanol quant.M	Sequence:	19Dec16
Instrument:	US14173623 CN14160045	Analyst:	Langan
Data file:	C:\Chem32\1\Data\19Dec16\25.D		

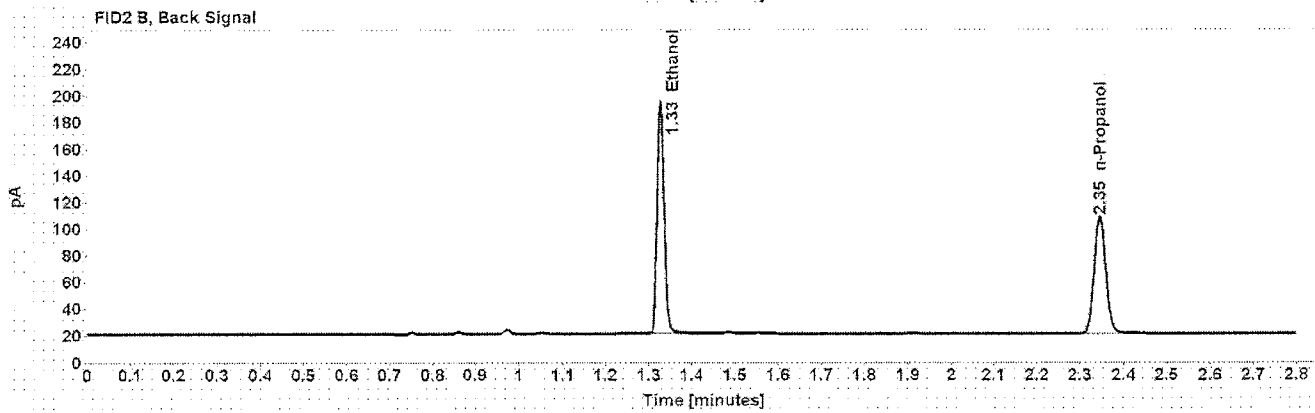
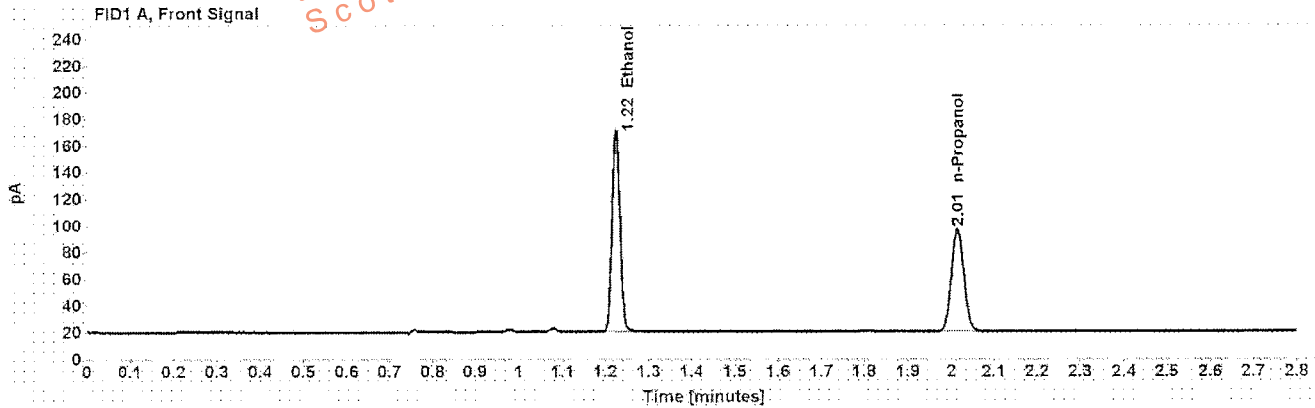


Table 1: FID 1 A (column DB-ALC1)

Compound	Amount (g/100mL)	Time (min)	Peak Area
>Ethanol	0.3328	1.224	193.379
n-Propanol	-----	2.015	157.874

Table 2: FID 2 B (column DB-ALC2)

Compound	Time (min)	Peak Area
Ethanol	1.327	201.187
n-Propanol	2.346	162.331

Scottsdale Police Department Crime Lab Volatiles Analysis

Sample:	[REDACTED]	Item number:	1121900
Injection date:	12/19/2016 7:28:07 PM	Vial:	26
Method:	ethanol quant.M	Sequence:	19Dec16
Instrument:	US14173023 CN14160045	Analyst:	Langan
Data file:	C:\Chem32\11\Data\19Dec16\26.D		

Dissemination is restricted to Criminal Justice Agencies and authorized Non-C.J. Agencies ONLY. Secondary dissemination to unauthorized agencies is PROHIBITED. Scottsdale City Prosecutor

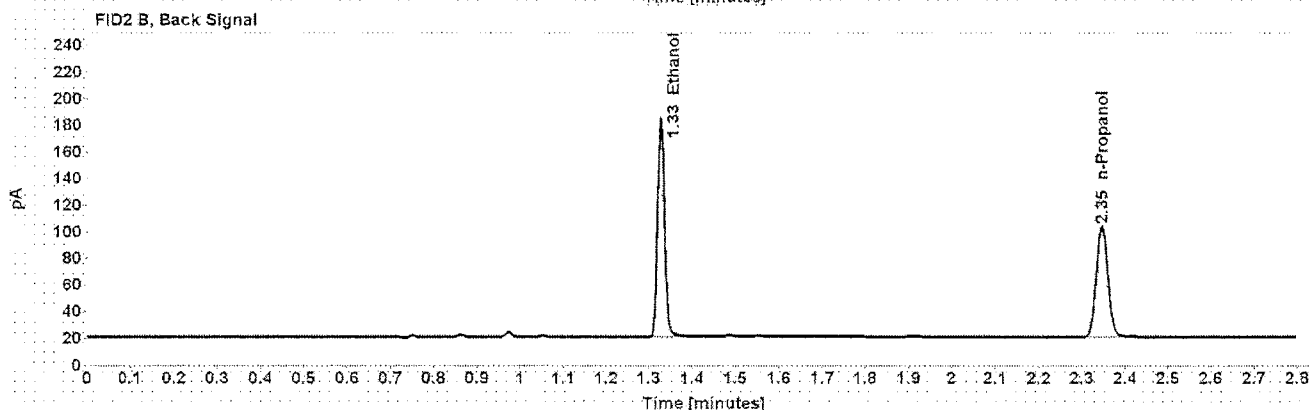
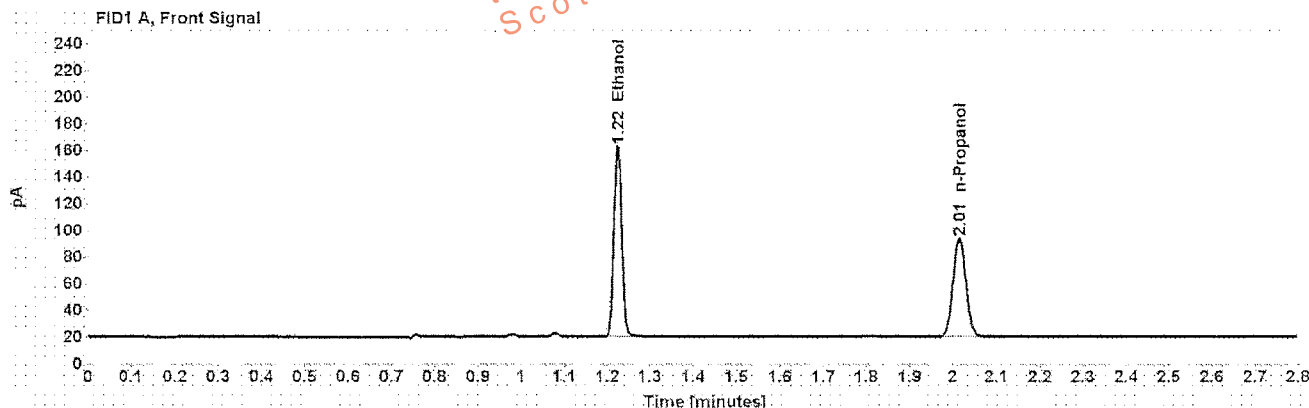


Table 1: FID 1 A (column DB-ALC1)

Compound	Amount (g/100mL)	Time (min)	Peak Area
>Ethanol	0.3310	1.224	182.945
n-Propanol	-----	2.015	150.184

Table 2: FID 2 B (column DB-ALC2)

Compound	Time (min)	Peak Area
Ethanol	1.327	189.041
n-Propanol	2.346	154.881

Case: [REDACTED] User: alangan 12/20/2016

Scottsdale Police Department Crime Lab Volatiles Analysis

Sample: [REDACTED] Item number: 1124623
Injection date: 12/19/2016 7:32:08 PM Vial: 27
Method: ethanol quant M Sequence: 19Dec16
Instrument: US14173023 CN14160045 Analyst: Langan
Data file: C:\Chem32\1\Data\19Dec16\27.D

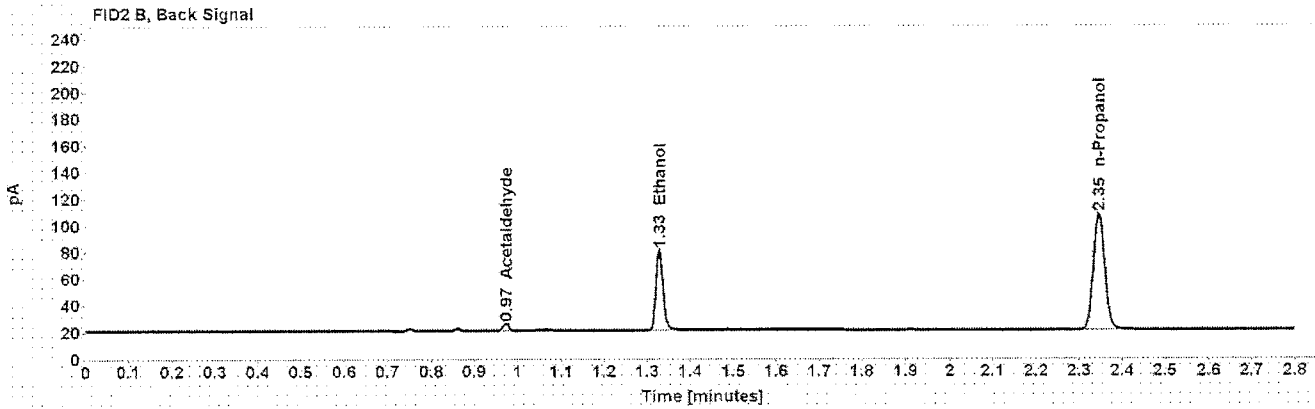
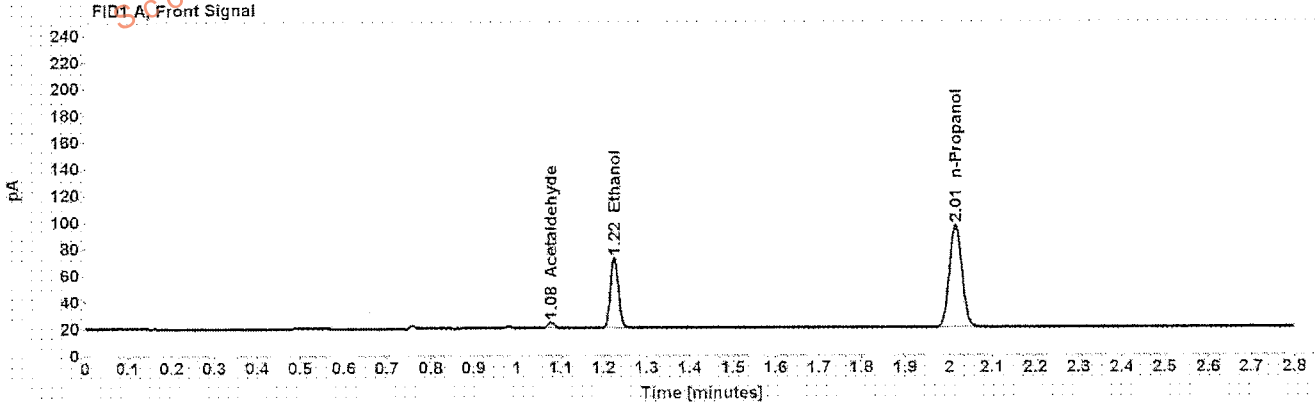


Table 1: FID 1 A (column DB-ALC1)

Compound	Amount (g/100mL)	Time (min)	Peak Area
Acetaldehyde	-----	1.078	4.590
>Ethanol	0.1171	1.225	67.562
n-Propanol	-----	2.015	156.783

Table 2: FID 2 B (column DB-ALC2)

Compound	Time (min)	Peak Area
Acetaldehyde	0.973	4.863
Ethanol	1.328	69.404
n-Propanol	2.346	161.391

Scottsdale Police Department Crime Lab Volatiles Analysis

Sample: [REDACTED]	Item number: 1124623
Injection date: 12/19/2016 7:36:08 PM	Vial: 28
Method: ethanol quant.M	Sequence: 19Dec16
Instrument: US14173023 CN14160045	Analyst: Langan
Data file: C:\Chem32\1>Data\19Dec16\28.D	

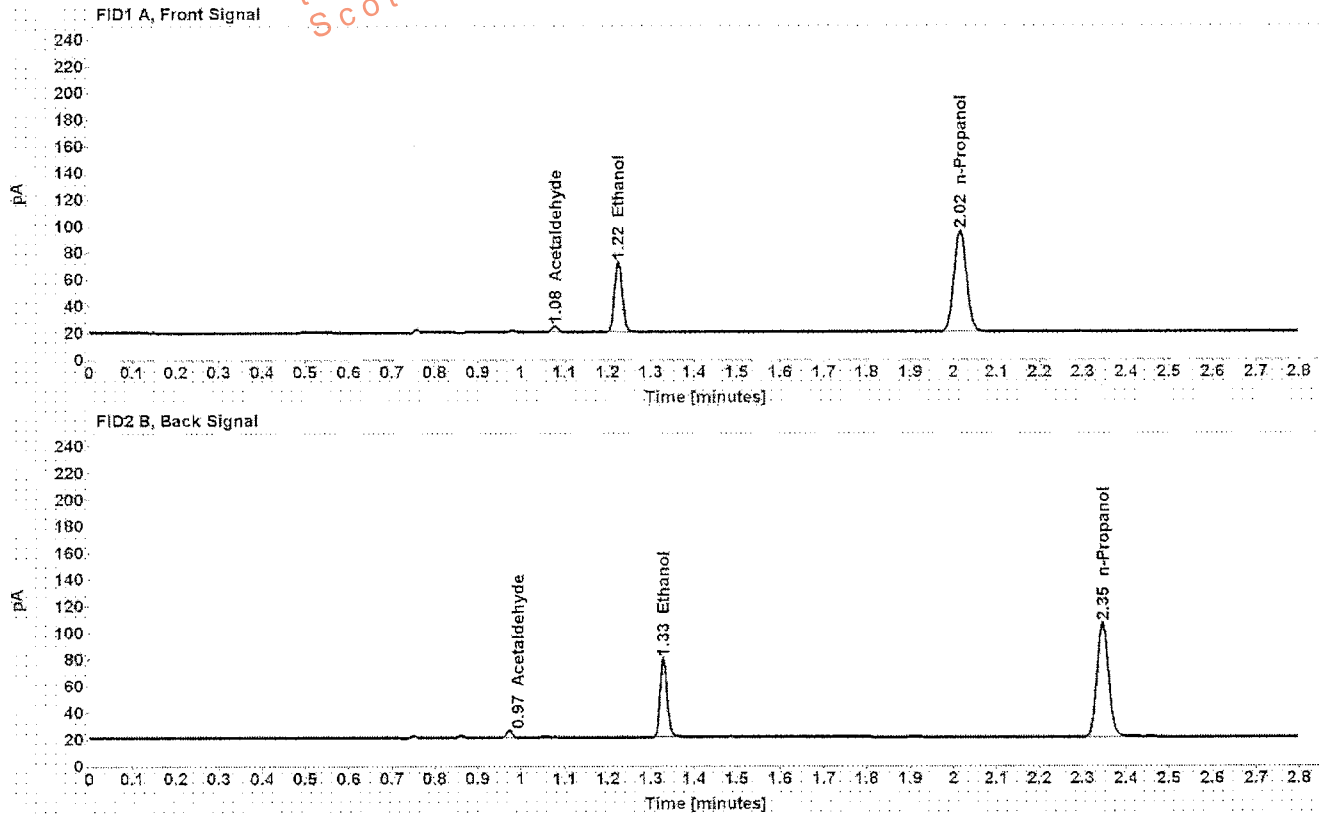


Table 1: FID 1 A (column DB-ALC1)

Compound	Amount (g/100mL)	Time (min)	Peak Area
Acetaldehyde	-----	1.078	4.642
>Ethanol	0.1175	1.225	66.730
n-Propanol	-----	2.015	154.330

Table 2: FID 2 B (column DB-ALC2)

Compound	Time (min)	Peak Area
Acetaldehyde	0.973	4.941
Ethanol	1.328	68.299
n-Propanol	2.346	158.873

Scottsdale Police Department Crime Lab Volatiles Analysis

Sample: [REDACTED]	Item number: 1123255
Injection date: 12/19/2016 7:40:09 PM	Vial: 29
Method: ethanol quant.M	Sequence: 19Dec16
Instrument: US14173023 CN14160045	Analyst: Langan
Data file: C:\Chem32\1\Data\19Dec16\29.D	

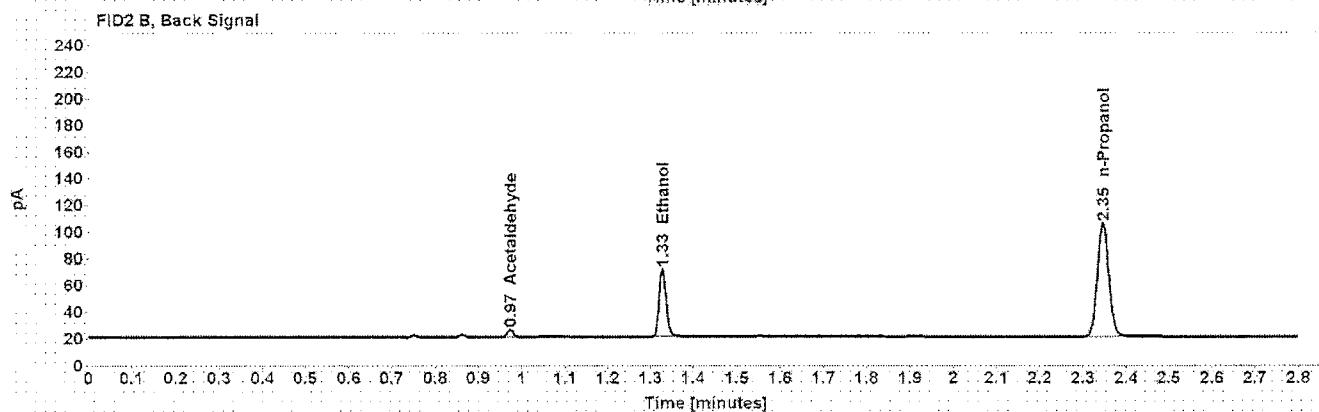
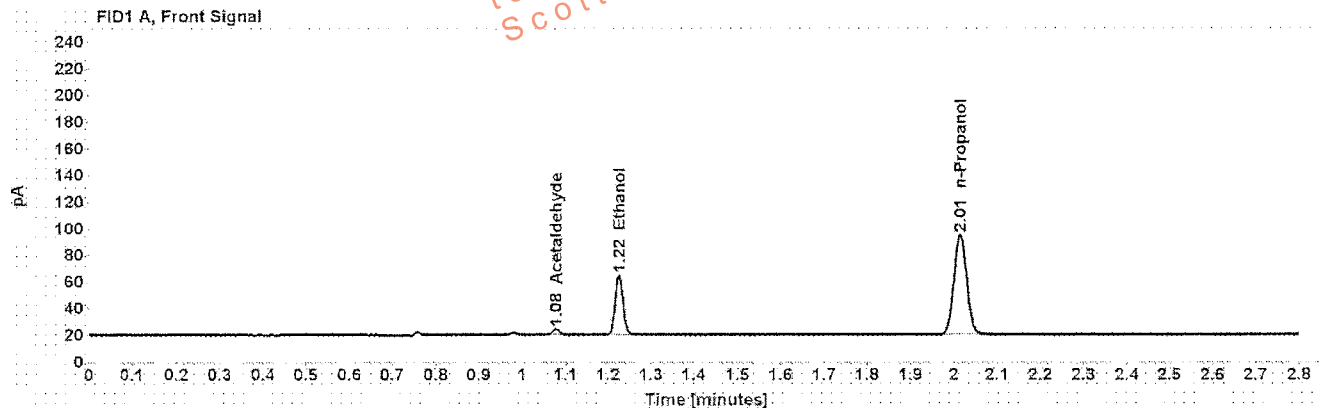


Table 1: FID 1 A (column DB-ALC1)

Compound	Amount (g/100mL)	Time (min)	Peak Area
Acetaldehyde	-----	1.078	4.825
>Ethanol	0.1019	1.225	57.473
n-Propanol	-----	2.015	153.350

Table 2: FID 2 B (column DB-ALC2)

Compound	Time (min)	Peak Area
Acetaldehyde	0.973	5.152
Ethanol	1.328	58.828
n-Propanol	2.346	157.867

Scottsdale Police Department Crime Lab Volatiles Analysis

Sample: [REDACTED]	Item number: 1123255
Injection date: 12/19/2016 7:44:07 PM	Vial: 30
Method: ethanol quant M	Sequence: 19Dec16
Instrument: US14173023 CN14160045	Analyst: Langan
Data file: C:\Chem321\Data\19Dec16\30.D	

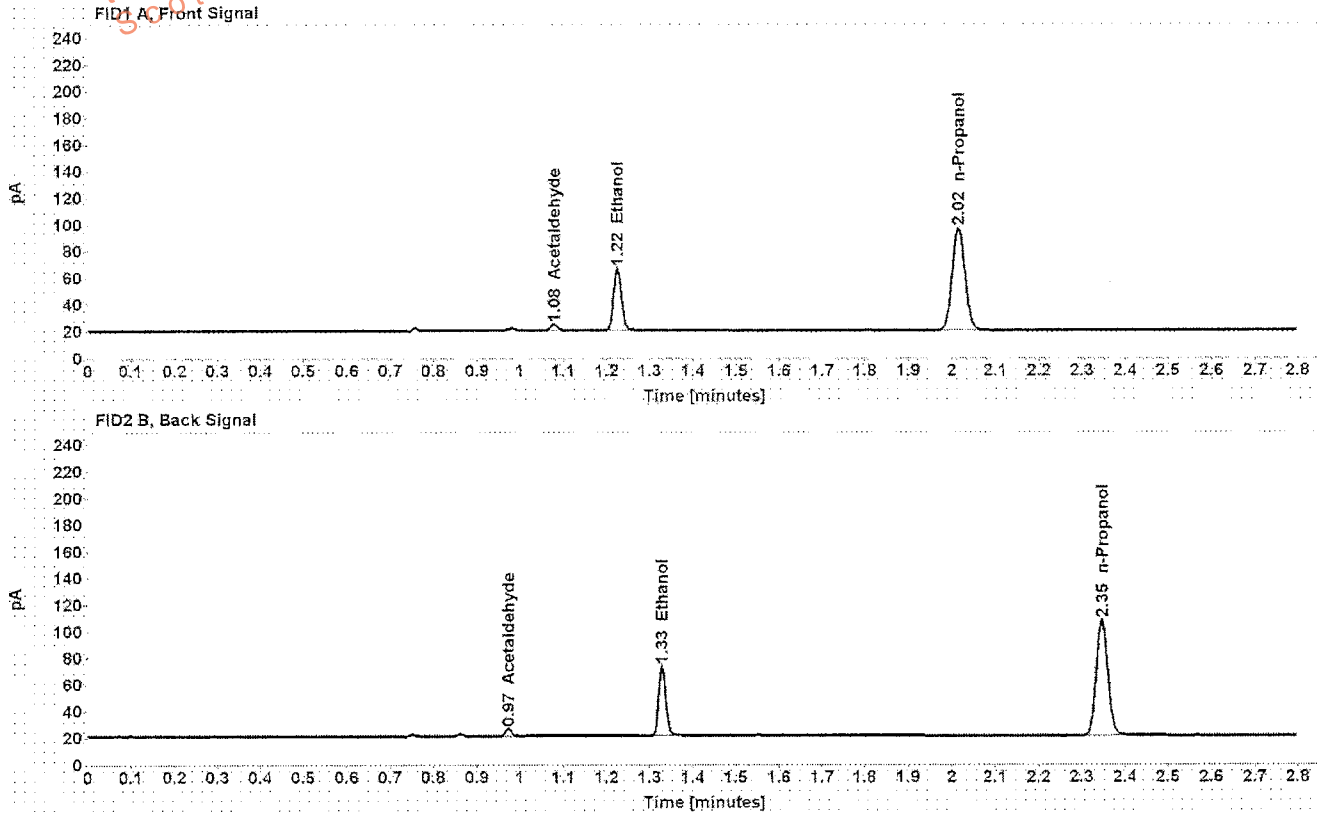


Table 1: FID 1 A (column DB-ALC1)

Compound	Amount (g/100mL)	Time (min)	Peak Area
Acetaldehyde	-----	1.078	4.963
>Ethanol	0.1025	1.225	59.166
n-Propanol	-----	2.015	156.847

Table 2: FID 2 B (column DB-ALC2)

Compound	Time (min)	Peak Area
Acetaldehyde	0.973	5.201
Ethanol	1.328	60.676
n-Propanol	2.346	161.393

Case: [REDACTED] User: alangan 12/20/2016

Scottsdale Police Department Crime Lab Volatiles Analysis

Sample: [REDACTED] Item number: 1122015
Injection date: 12/19/2016 7:52:22 PM Vial: 32
Method: ethanol quant.M Sequence: 19Dec16
Instrument: US14173023 CN14160045 Analyst: Langan
Data file: C:\Chem32\1>Data\19Dec16\32.D

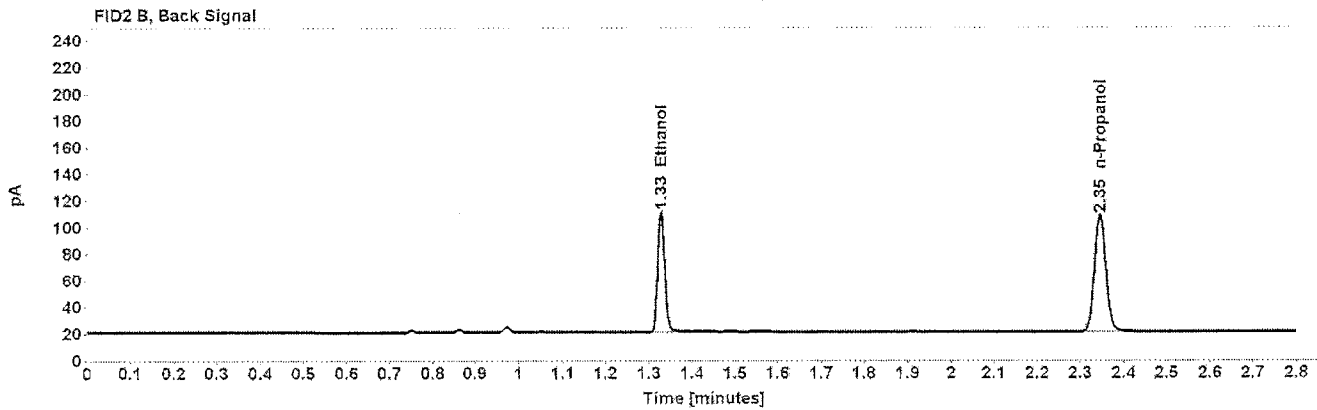
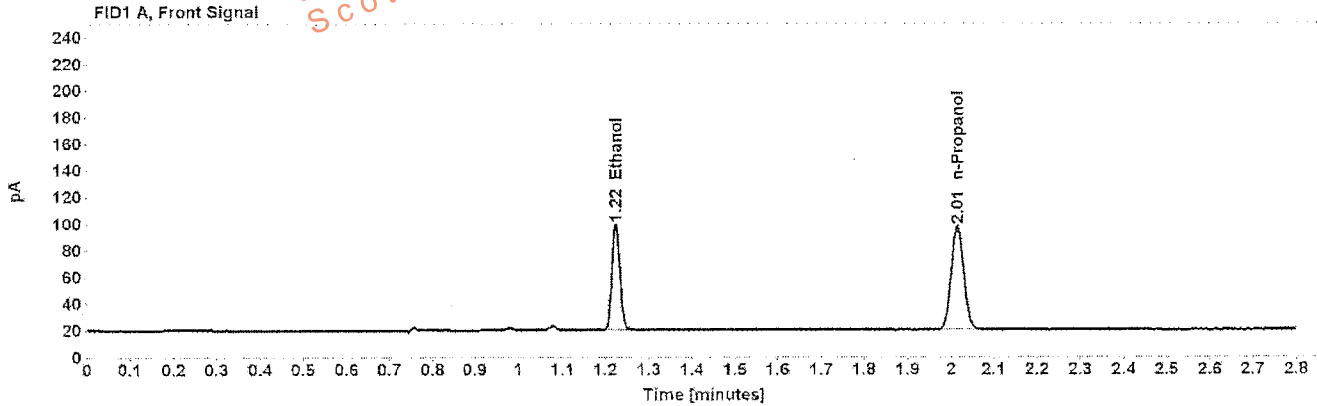


Table 1: FID 1 A (column DB-ALC1)

Compound	Amount (g/100mL)	Time (min)	Peak Area
>Ethanol	0.1749	1.224	101.456
n-Propanol	-----	2.015	157.668

Table 2: FID 2 B (column DB-ALC2)

Compound	Time (min)	Peak Area
Ethanol	1.328	104.539
n-Propanol	2.346	162.432

Scottsdale Police Department Crime Lab Volatiles Analysis

Sample:	[REDACTED]	Item number:	1122015
Injection date:	12/19/2016 7:56:22 PM	Vial:	33
Method:	ethanol quant.M	Sequence:	19Dec16
Instrument:	US14173023 CN14160045	Analyst:	Langan
Data file:	C:\Chem32\1\Data\19Dec16\33.D		

Dissemination is restricted to Criminal Justice Agencies ONLY. Secondary dissemination to unauthorized agencies is PROHIBITED.
Scottsdale City Prosecutor

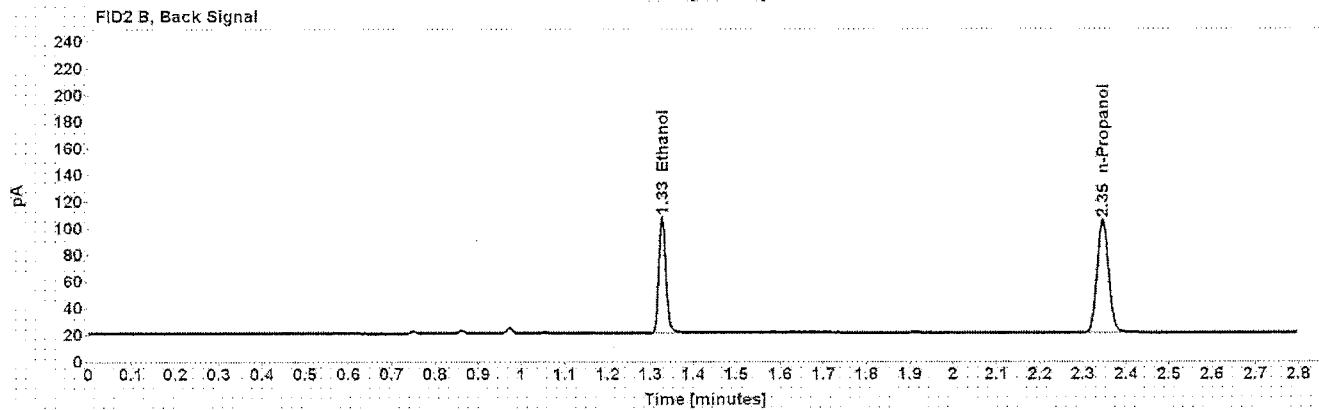
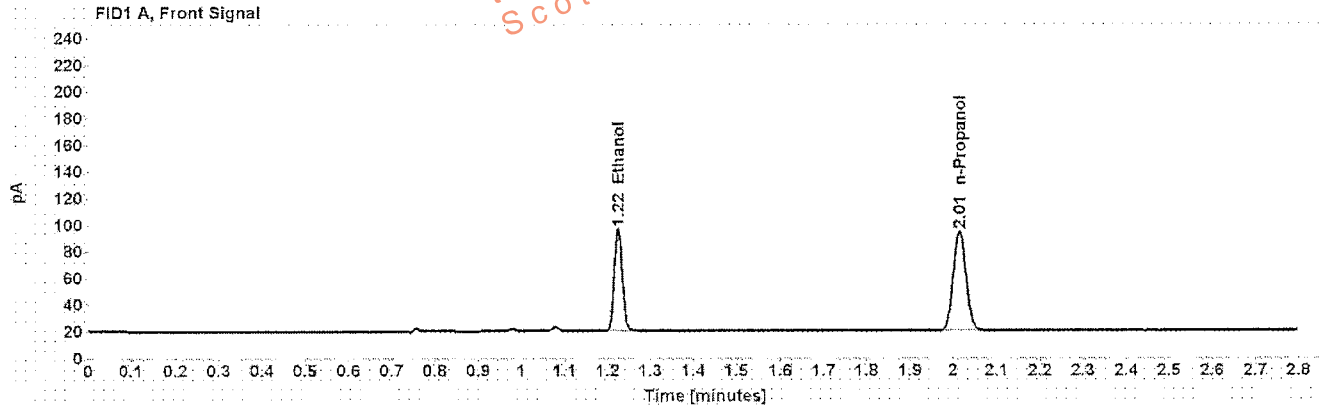


Table 1: FID 1 A (column DB-ALC1)

Compound	Amount (g/100mL)	Time (min)	Peak Area
>Ethanol	0.1748	1.224	98.096
n-Propanol	-----	2.015	152.539

Table 2: FID 2 B (column DB-ALC2)

Compound	Time (min)	Peak Area
Ethanol	1.328	100.970
n-Propanol	2.346	157.165

Scottsdale Police Department Crime Lab Volatiles Analysis

Sample: [REDACTED]	Item number: 1122095
Injection date: 12/19/2016 8:00:22 PM	Vial: 34
Method: ethanol quant.M	Sequence: 19Dec16
Instrument: US14173023 CN14160045	Analyst: Langan
Data file: C:\Chem321\Data\19Dec16\34.D	

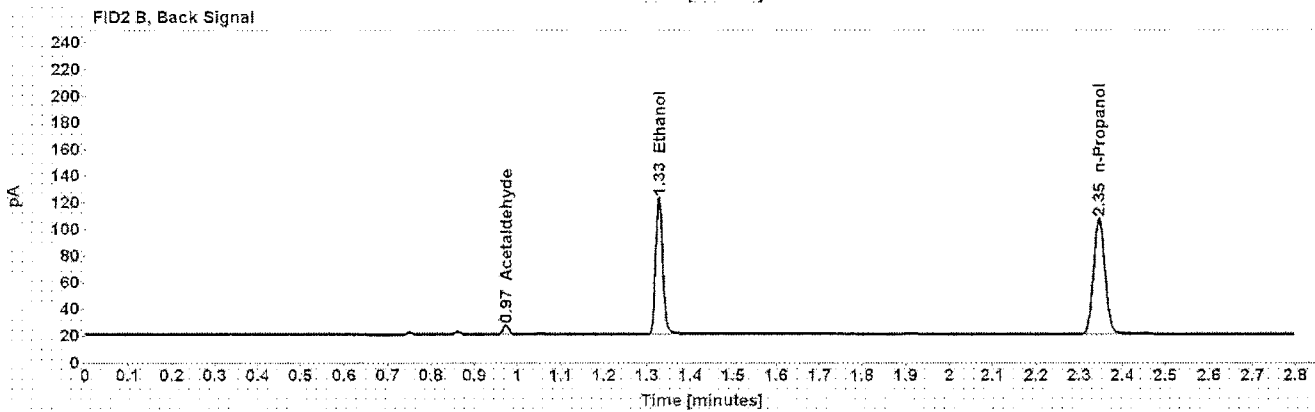
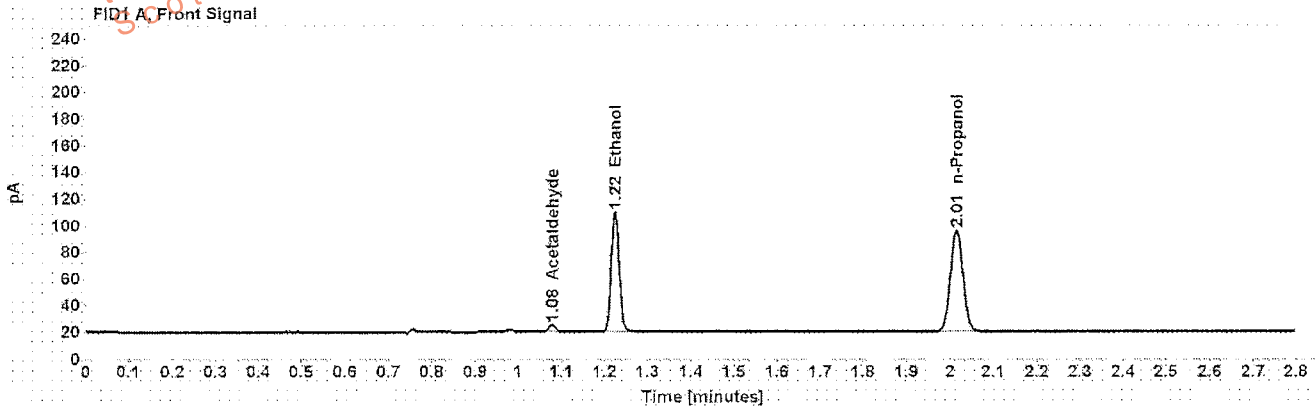


Table 1: FID 1 A (column DB-ALC1)

Compound	Amount (g/100mL)	Time (min)	Peak Area
Acetaldehyde	-----	1.078	5.937
>Ethanol	0.2010	1.224	115.145
n-Propanol	-----	2.015	155.676

Table 2: FID 2 B (column DB-ALC2)

Compound	Time (min)	Peak Area
Acetaldehyde	0.973	6.289
Ethanol	1.328	118.587
n-Propanol	2.346	160.435

Scottsdale Police Department Crime Lab Volatiles Analysis

Sample:	[REDACTED]	Item number:	1122095
Injection date:	12/19/2016 8:04:23 PM	Vial:	35
Method:	ethanol quant M	Sequence:	19Dec16
Instrument:	US14173023 CN14160045	Analyst:	Langan
Data file:	C:\Chem3211\Data\19Dec16\35.D		

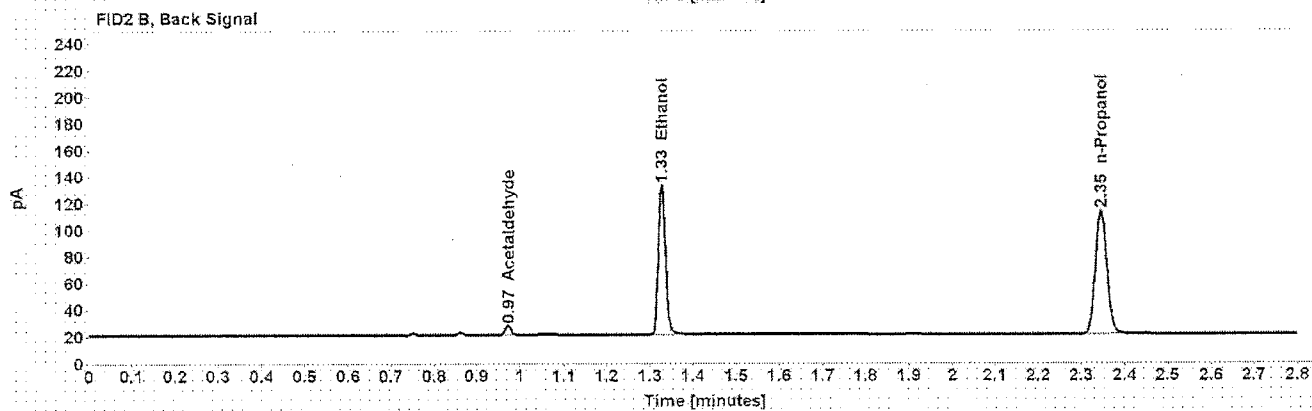
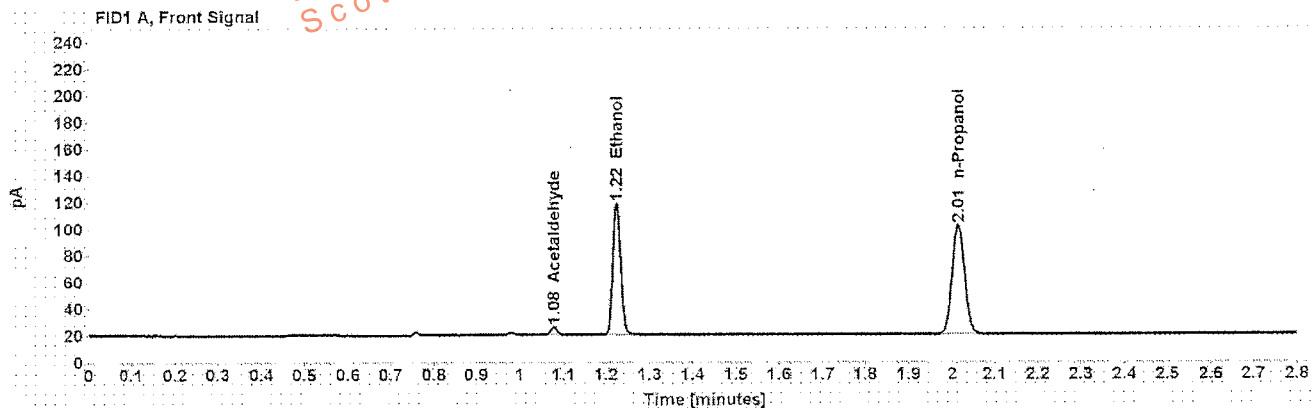


Table 1: FID 1 A (column DB-ALC1)

Compound	Amount (g/100mL)	Time (min)	Peak Area
Acetaldehyde	-----	1.078	6.161
>Ethanol	0.2057	1.224	126.557
n-Propanol	-----	2.015	167.193

Table 2: FID 2 B (column DB-ALC2)

Compound	Time (min)	Peak Area
Acetaldehyde	0.973	6.577
Ethanol	1.328	130.170
n-Propanol	2.346	172.459

Scottsdale Police Department Crime Lab Volatiles Analysis

Sample: [REDACTED]	Item number: 000001A
Injection date: 12/19/2016 8:08:22 PM	Vial: 36
Method: ethanol quant.M	Sequence: 19Dec16
Instrument: US14173023 CN14160045	Analyst: Langan
Data file: C:\Chem321\1\Data\19Dec16\36.D	

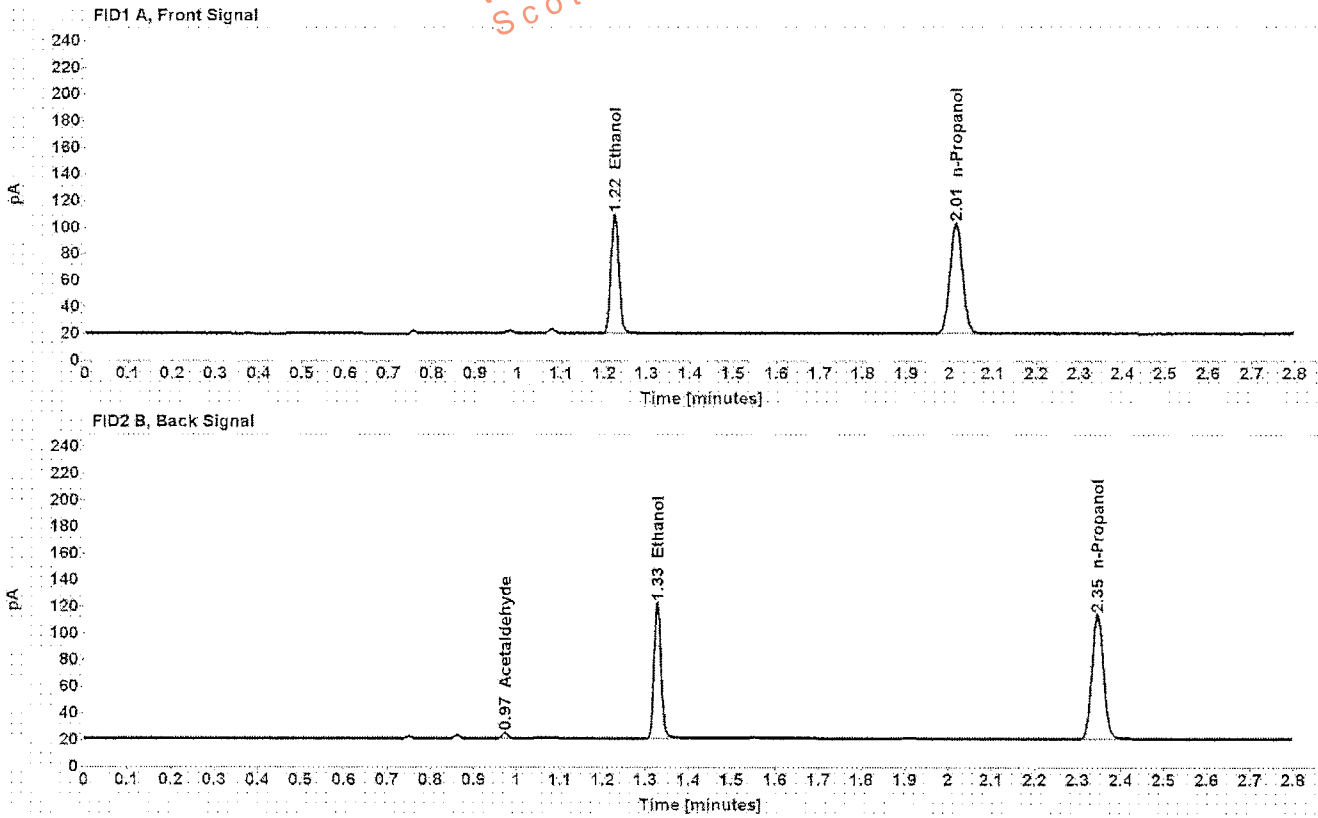


Table 1: FID 1 A (column DB-ALC1)

Compound	Amount (g/100mL)	Time (min)	Peak Area
>Ethanol	0.1848	1.224	114.572
n-Propanol	-----	2.015	168.511

Table 2: FID 2 B (column DB-ALC2)

Compound	Time (min)	Peak Area
Acetaldehyde	0.973	3.756
Ethanol	1.328	118.091
n-Propanol	2.346	173.812

Scottsdale Police Department Crime Lab Volatiles Analysis

Sample: [REDACTED]	Item number: 000001A
Injection date: 12/19/2016 8:12:37 PM	Vial: 37
Method: ethanol quant.M	Sequence: 19Dec16
Instrument: US14173023 CN14160045	Analyst: Langan
Data file: C:\Chem3211\Data\19Dec16\37.D	

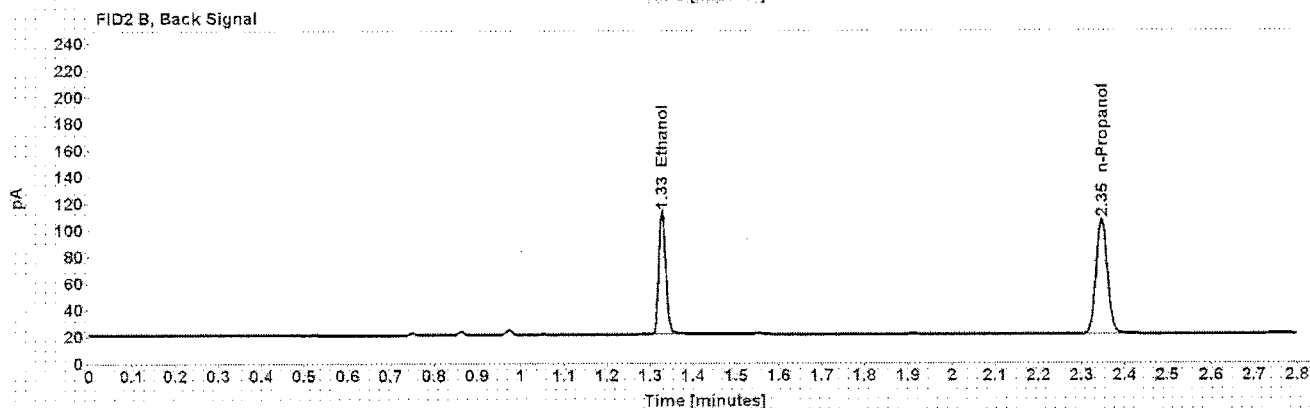
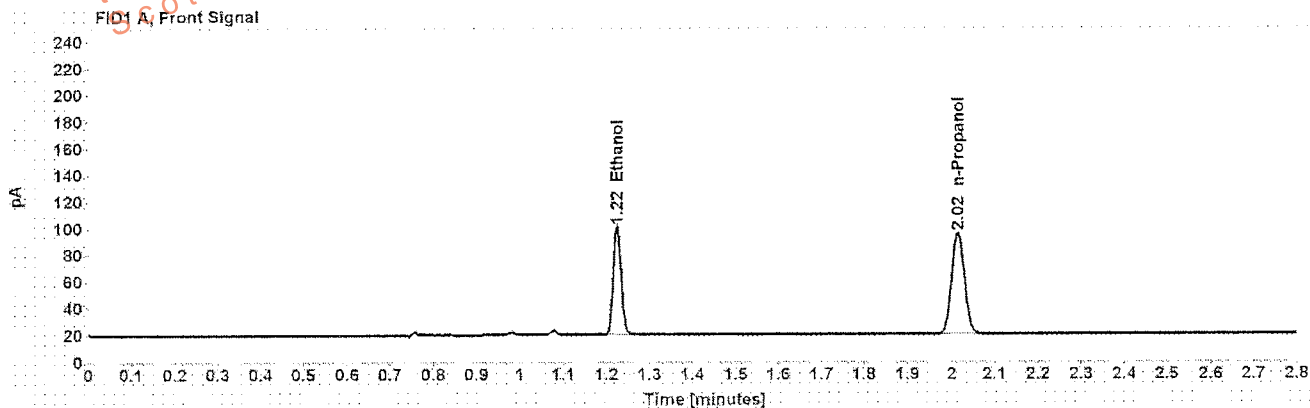


Table 1: FID 1 A (column DB-ALC1)

Compound	Amount (g/100mL)	Time (min)	Peak Area
>Ethanol	0.1818	1.225	103.662
n-Propanol	-----	2.015	154.973

Table 2: FID 2 B (column DB-ALC2)

Compound	Time (min)	Peak Area
Ethanol	1.328	106.854
n-Propanol	2.346	159.894

Scottsdale Police Department Crime Lab Volatiles Analysis

Sample: [REDACTED]	Item number: 285-01A
Injection date: 12/19/2016 8:16:39 PM	Vial: 38
Method: ethanol quant M	Sequence: 19Dec16
Instrument: US14173023 CN14160045	Analyst: Langan
Data file: C:\Chem3211\Data\19Dec16\38.D	

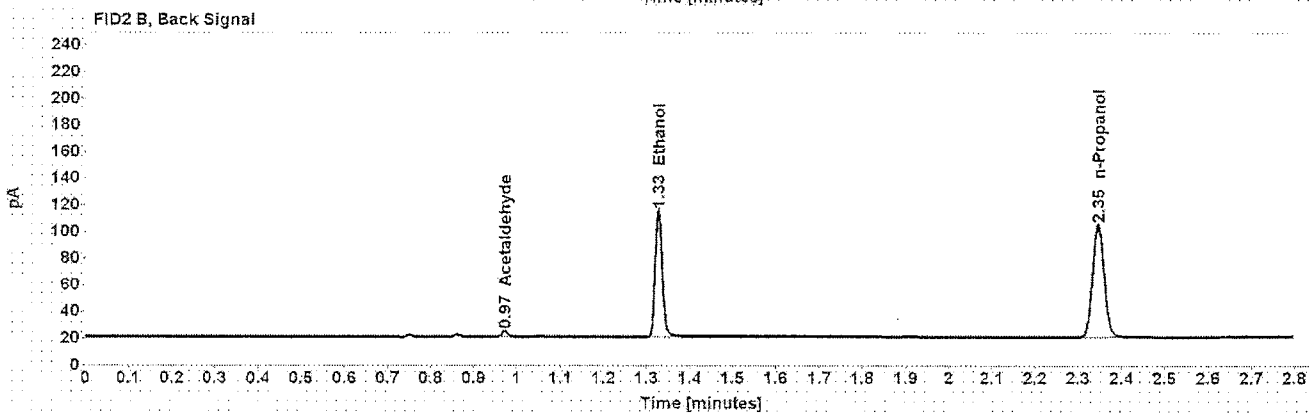
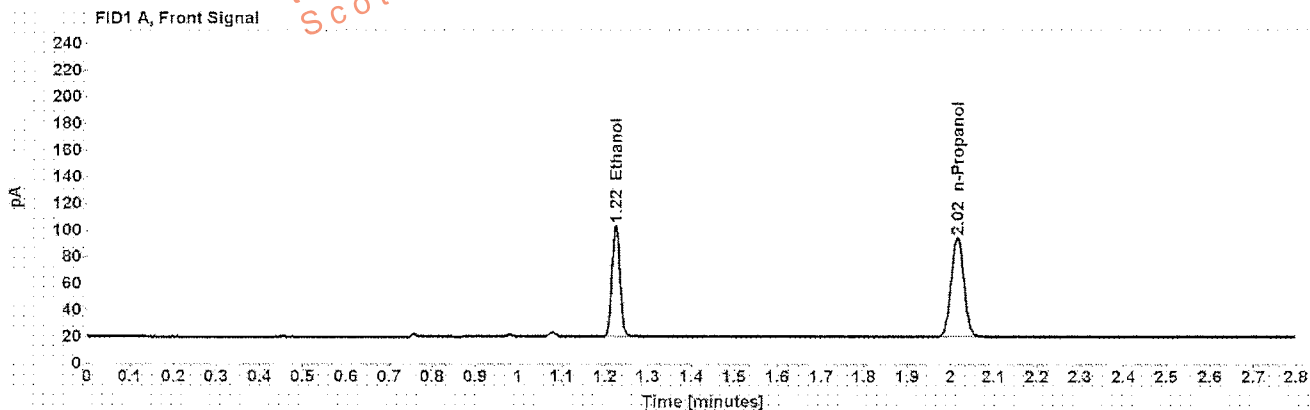


Table 1: FID 1 A (column DB-ALC1)

Compound	Amount (g/100mL)	Time (min)	Peak Area
>Ethanol	0.1906	1.224	106.940
n-Propanol	-----	2.015	152.476

Table 2: FID 2 B (column DB-ALC2)

Compound	Time (min)	Peak Area
Acetaldehyde	0.973	3.865
Ethanol	1.328	110.101
n-Propanol	2.346	156.954

Scottsdale Police Department Crime Lab Volatiles Analysis

Sample: [REDACTED]	Item number: 285-01A
Injection date: 12/19/2016 8:20:37 PM	Vial: 39
Method: ethanol quant.M	Sequence: 19Dec16
Instrument: US14173023 CN14160045	Analyst: Langan
Data file: C:\Chem32\1\Data\19Dec16\39.D	

Dissemination is restricted to Criminal Justice Agencies and authorized Non-C.J. Agencies ONLY. Secondary dissemination to unauthorized agencies is PROHIBITED.
Scottsdale City Prosecutor

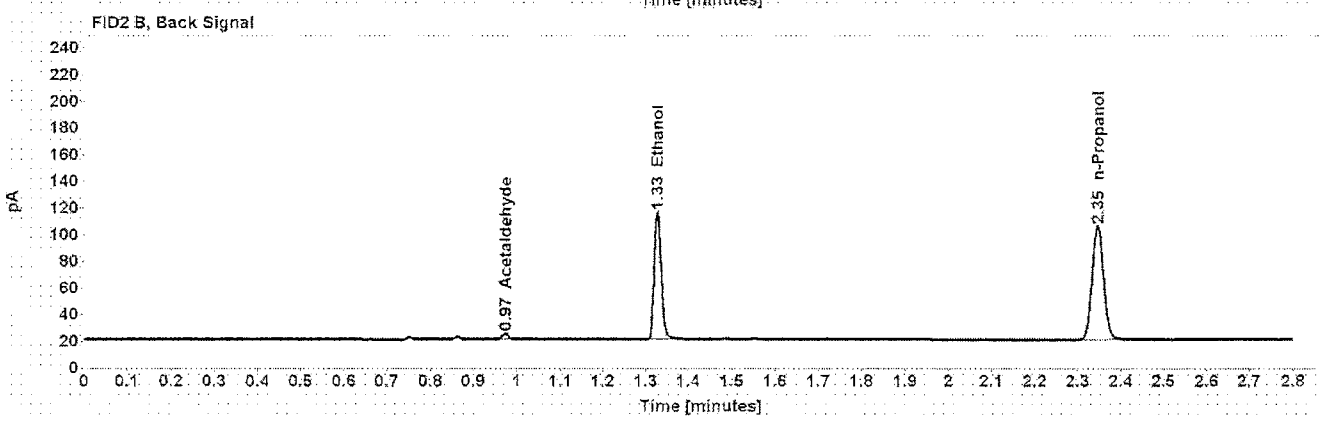
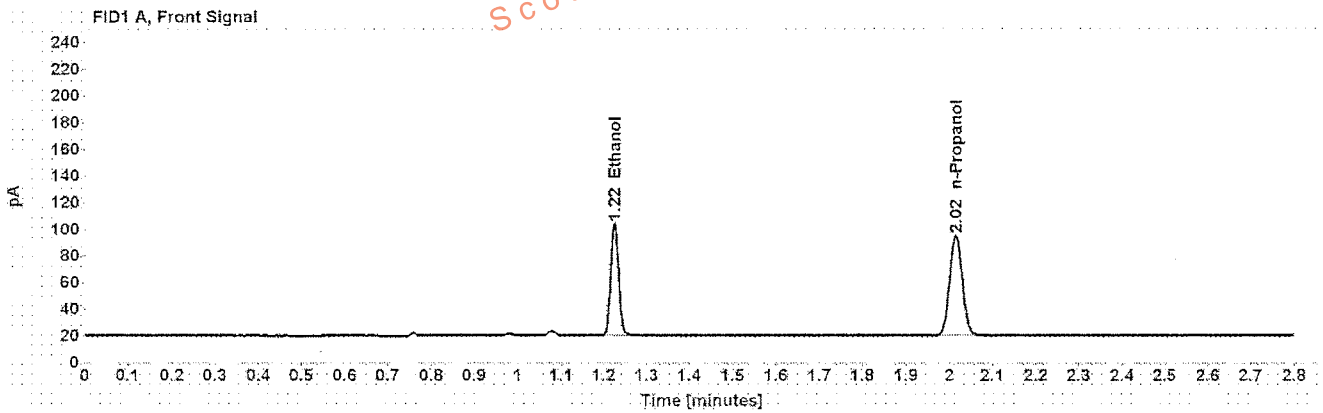


Table 1: FID 1 A (column DB-ALC1)

Compound	Amount (g/100mL)	Time (min)	Peak Area
>Ethanol	0.1901	1.224	107.202
n-Propanol	-----	2.015	153.236

Table 2: FID 2 B (column DB-ALC2)

Compound	Time (min)	Peak Area
Acetaldehyde	0.973	3.988
Ethanol	1.328	110.504
n-Propanol	2.346	157.901

Scottsdale Police Department Crime Lab Volatiles Analysis

Sample: [REDACTED]	Item number: 176-01A
Injection date: 12/19/2016 8:24:39 PM	Vial: 40
Method: ethanol quant.M	Sequence: 19Dec16
Instrument: US14173023 CN14160045	Analyst: Langan
Data file: C:\Chem32\1\Data\19Dec16\40.D	

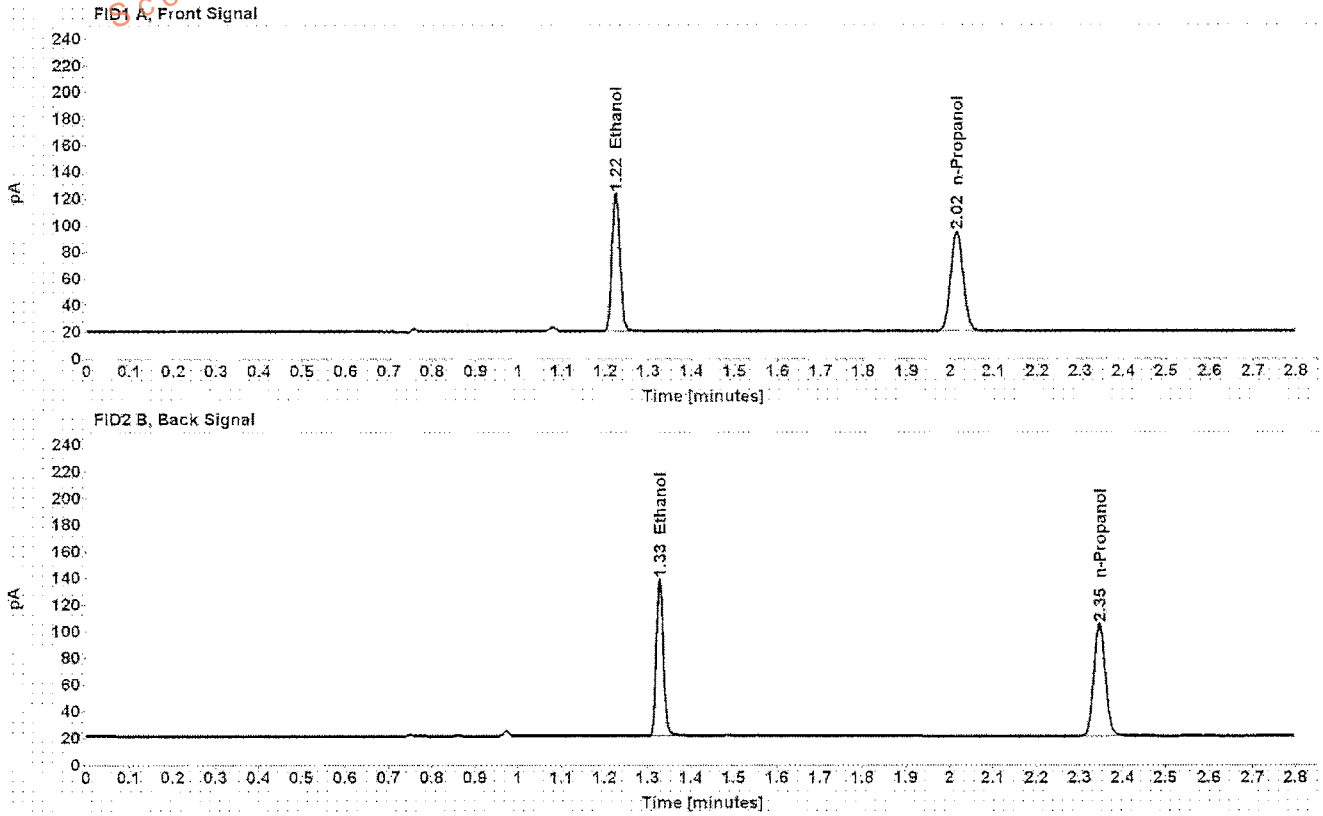


Table 1: FID 1 A (column DB-ALC1)

Compound	Amount (g/100mL)	Time (min)	Peak Area
>Ethanol	0.2365	1.224	132.214
n-Propanol	-----	2.015	151.882

Table 2: FID 2 B (column DB-ALC2)

Compound	Time (min)	Peak Area
Ethanol	1.328	136.080
n-Propanol	2.346	156.533

Scottsdale Police Department Crime Lab Volatiles Analysis

Sample: [REDACTED]	Item number: 176-01A
Injection date: 12/19/2016 8:28:37 PM	Vial: 41
Method: ethanol quant.M	Sequence: 19Dec16
Instrument: US14173023 CN14160045	Analyst: Langan
Data file: C:\Chem32\1\Data\19Dec16\41.D	

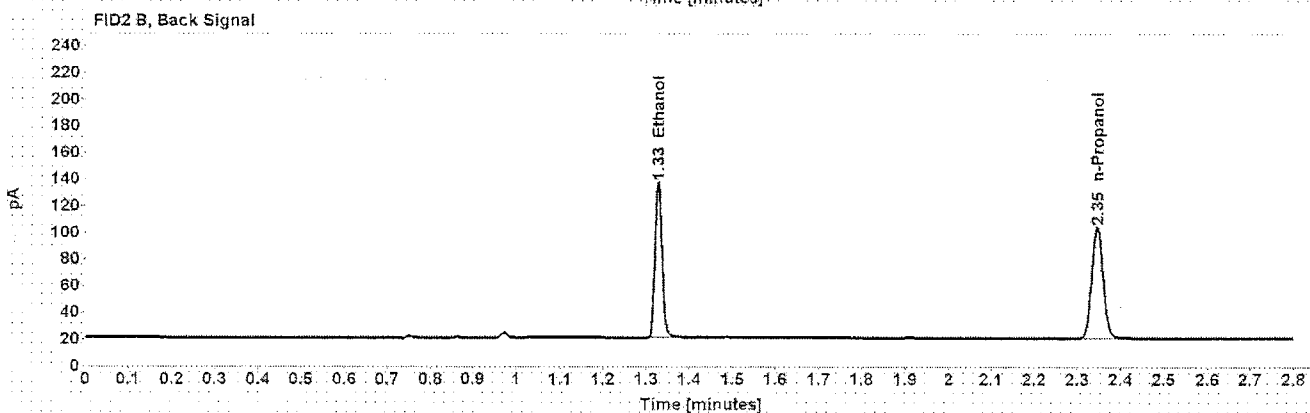
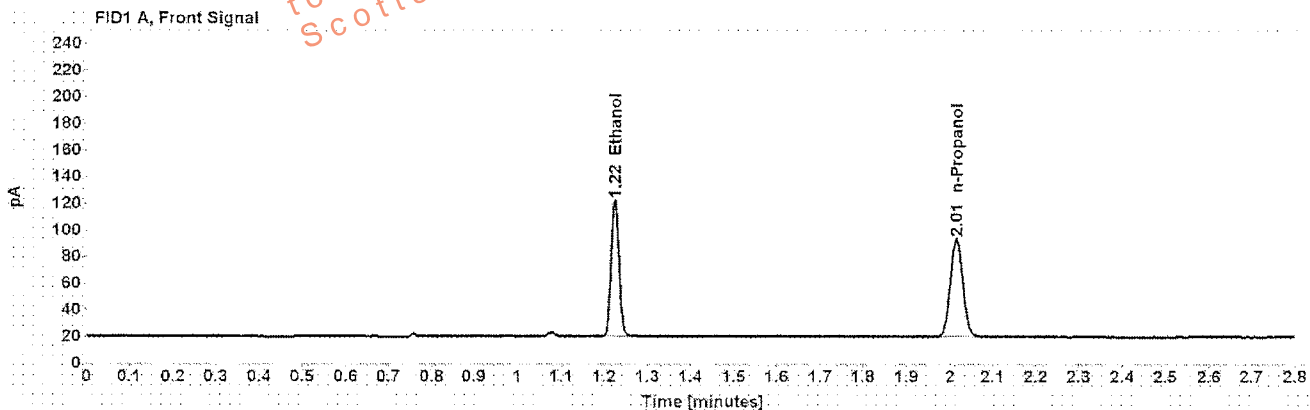


Table 1: FID 1 A (column DB-ALC1)

Compound	Amount (g/100mL)	Time (min)	Peak Area
>Ethanol	0.2369	1.224	130.859
n-Propanol	-----	2.015	150.060

Table 2: FID 2 B (column DB-ALC2)

Compound	Time (min)	Peak Area
Ethanol	1.328	134.724
n-Propanol	2.346	154.431

Scottsdale Police Department Crime Lab Volatiles Analysis

Sample:	[REDACTED]	Item number:	1124498
Injection date:	12/19/2016 8:36:52 PM	Vial:	43
Method:	ethanol quant.M	Sequence:	19Dec16
Instrument:	US14173023 CN14160045	Analyst:	Langan
Data file:	C:\Chem32\1\Data\19Dec16\43.D		

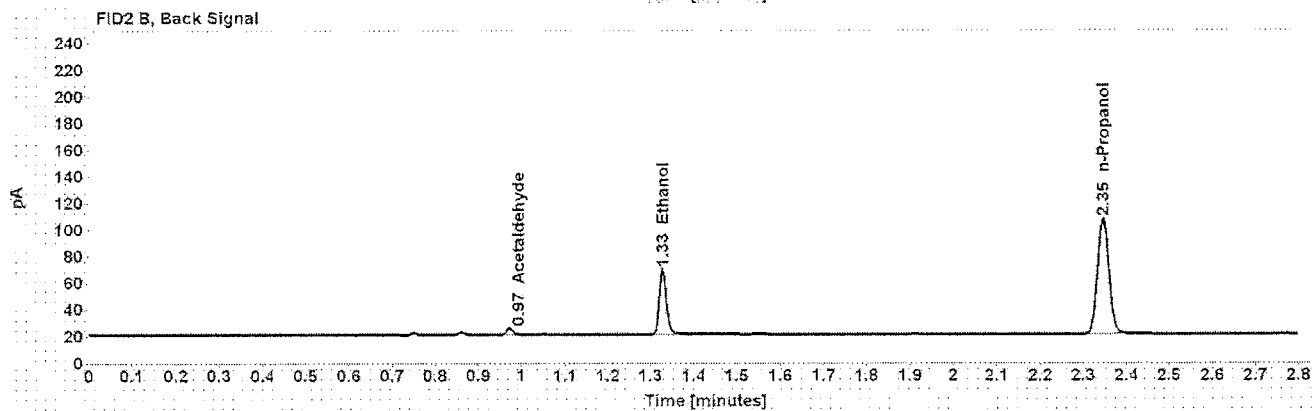
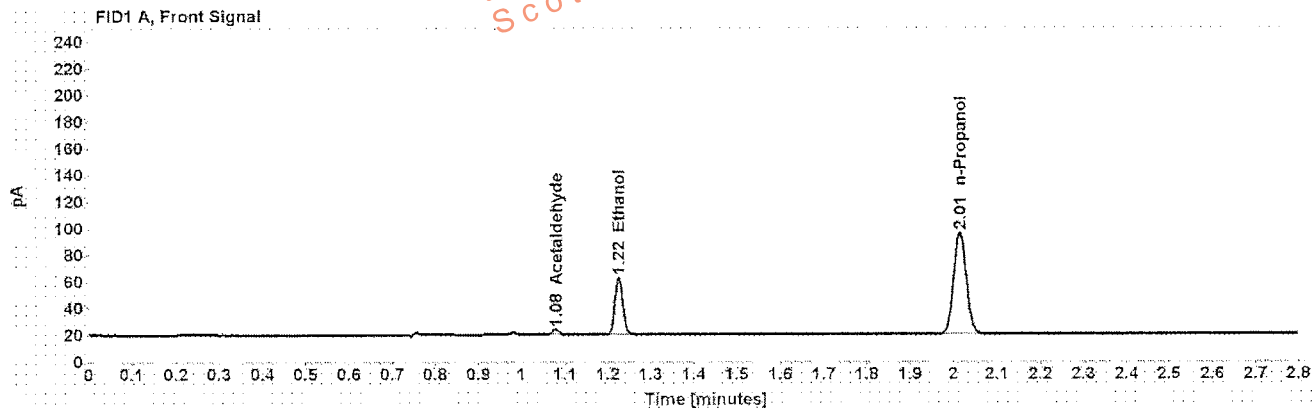


Table 1: FID 1 A (column DB-ALC1)

Compound	Amount (g/100mL)	Time (min)	Peak Area
Acetaldehyde	-----	1.078	4.212
>Ethanol	0.0956	1.225	54.973
n-Propanol	-----	2.015	156.312

Table 2: FID 2 B (column DB-ALC2)

Compound	Time (min)	Peak Area
Acetaldehyde	0.973	4.536
Ethanol	1.328	57.171
n-Propanol	2.346	161.240

Scottsdale Police Department Crime Lab Volatiles Analysis

Sample: [REDACTED]	Item number: 1124498
Injection date: 12/19/2016 8:40:54 PM	Vial: 44
Method: ethanol quant.M	Sequence: 19Dec16
Instrument: US14173023 CN14160045	Analyst: Langan
Data file: C:\Chem3211\Data\19Dec16\44.D	

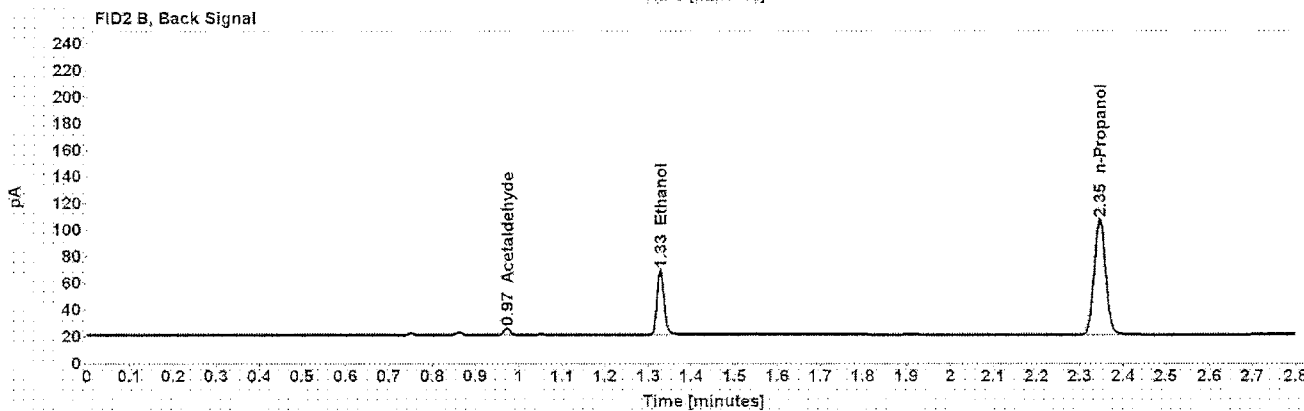
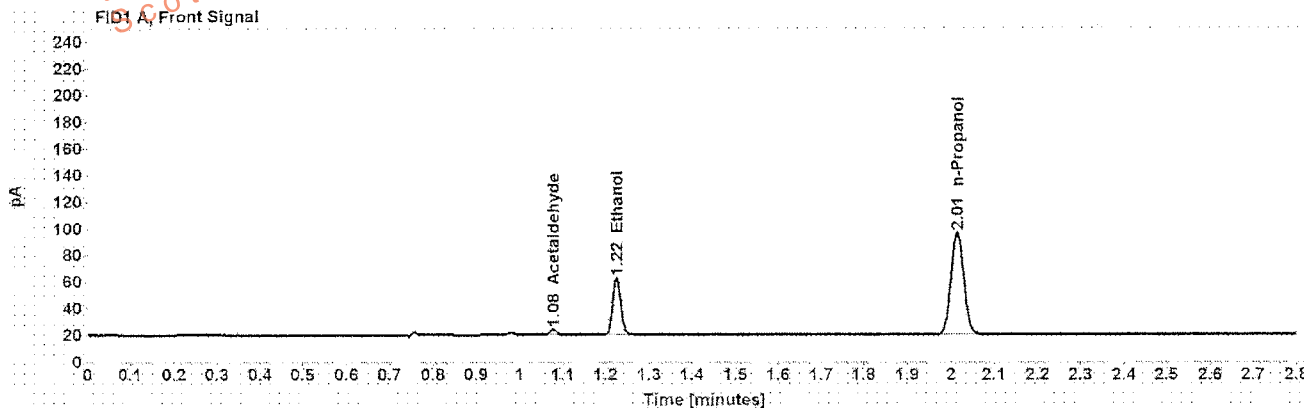


Table 1: FID 1 A (column DB-ALC1)

Compound	Amount (g/100mL)	Time (min)	Peak Area
Acetaldehyde	-----	1.078	4.280
>Ethanol	0.0952	1.225	54.689
n-Propanol	-----	2.015	156.118

Table 2: FID 2 B (column DB-ALC2)

Compound	Time (min)	Peak Area
Acetaldehyde	0.973	4.610
Ethanol	1.328	55.999
n-Propanol	2.346	161.043

Scottsdale Police Department Crime Lab Volatiles Analysis

Sample:	[REDACTED]	Item number:	1123269
Injection date:	12/19/2016 8:44:54 PM	Vial:	45
Method:	ethanol quant.M	Sequence:	19Dec16
Instrument:	US14173023 CN14160045	Analyst:	Langan
Data file:	C:\Chem3211\Data\19Dec16\45.D		

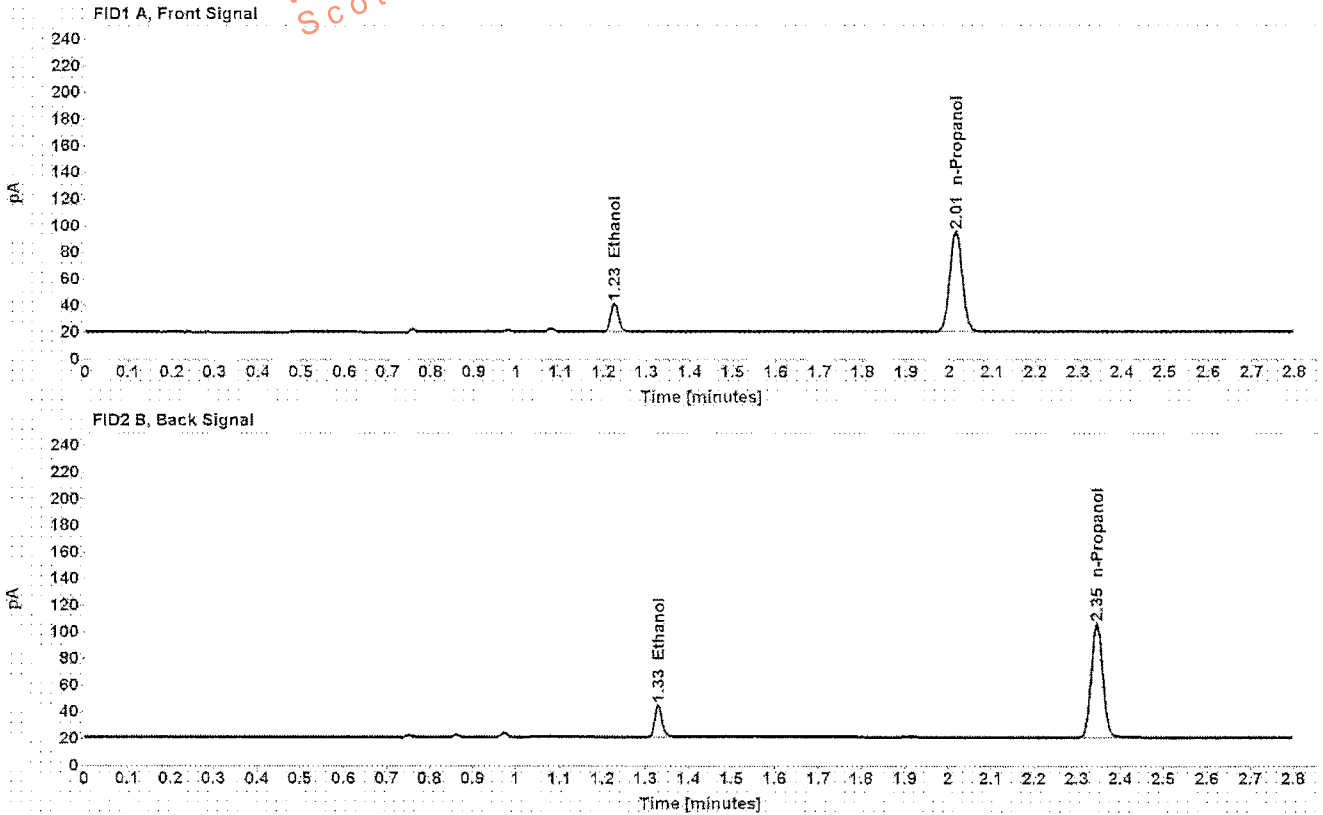


Table 1: FID 1 A (column DB-ALC1)

Compound	Amount (g/100mL)	Time (min)	Peak Area
>Ethanol	0.0483	1.225	27.346
n-Propanol	-----	2.015	154.077

Table 2: FID 2 B (column DB-ALC2)

Compound	Time (min)	Peak Area
Ethanol	1.329	28.394
n-Propanol	2.346	158.912

Scottsdale Police Department Crime Lab Volatiles Analysis

Sample:	[REDACTED]	Item number:	1123269
Injection date:	12/19/2016 8:48:52 PM	Vial:	46
Method:	ethanol quant.M	Sequence:	19Dec16
Instrument:	US14173023 CN14160045	Analyst:	Langan
Data file:	C:\Chem32\1\Data\19Dec16\46.D		

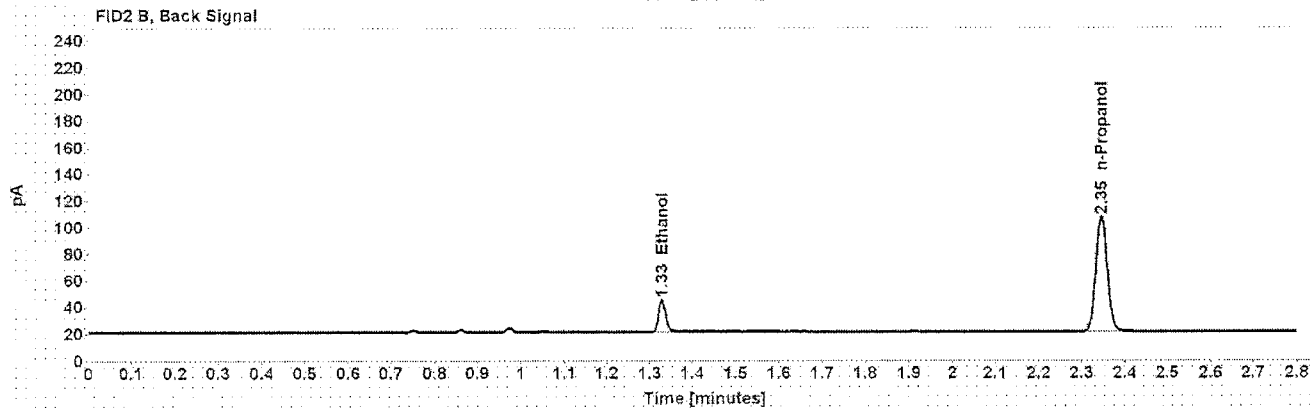
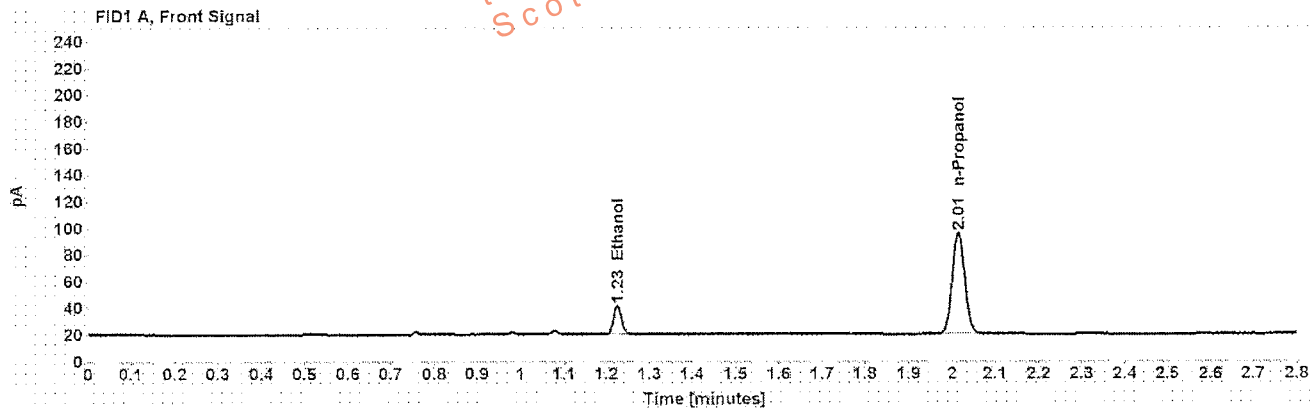


Table 1: FID 1 A (column DB-ALC1)

Compound	Amount (g/100mL)	Time (min)	Peak Area
>Ethanol	0.0482	1.225	27.519
n-Propanol	-----	2.015	155.388

Table 2: FID 2 B (column DB-ALC2)

Compound	Time (min)	Peak Area
Ethanol	1.329	28.478
n-Propanol	2.346	160.279

Case: [REDACTED] User: alangan 12/20/2016

Scottsdale Police Department Crime Lab Volatiles Analysis

Sample: [REDACTED]	Item number: 1122185
Injection date: 12/19/2016 8:52:52 PM	Vial: 47
Method: ethanol quant.M	Sequence: 19Dec16
Instrument: US14173023 CN14160045	Analyst: Langan
Data file: C:\Chem32\11Data\19Dec16\47.D	

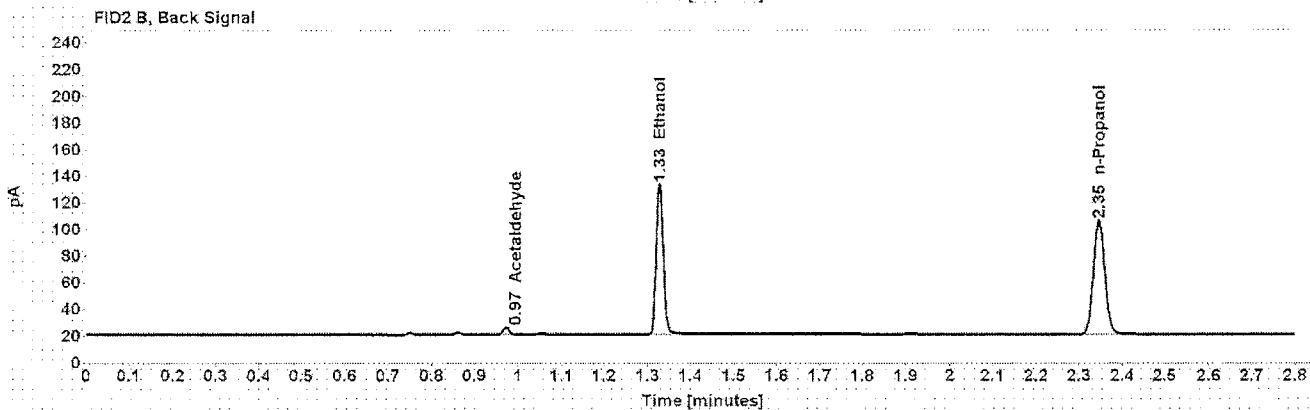
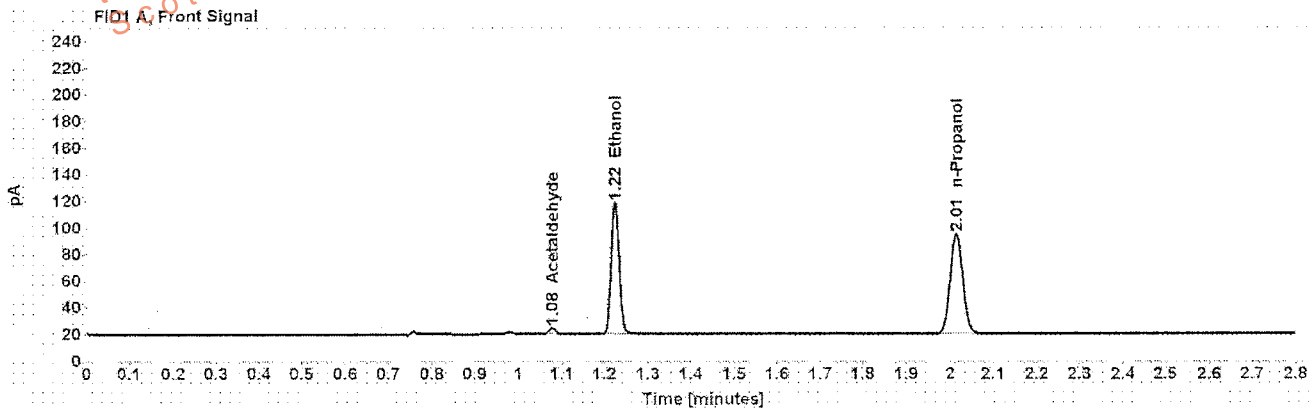


Table 1: FID 1 A (column DB-ALC1)

Compound	Amount (g/100mL)	Time (min)	Peak Area
Acetaldehyde	-----	1.078	4.838
>Ethanol	0.2244	1.224	126.654
n-Propanol	-----	2.015	153.327

Table 2: FID 2 B (column DB-ALC2)

Compound	Time (min)	Peak Area
Acetaldehyde	0.973	5.137
Ethanol	1.328	130.344
n-Propanol	2.346	157.995

Scottsdale Police Department Crime Lab Volatiles Analysis

Sample: [REDACTED]	Item number: 1122185
Injection date: 12/19/2016 8:56:52 PM	Vial: 48
Method: ethanol quant.M	Sequence: 19Dec16
Instrument: US14173023 CN14160045	Analyst: Langan
Data file: C:\Chem32\1\Data\19Dec16\48.D	

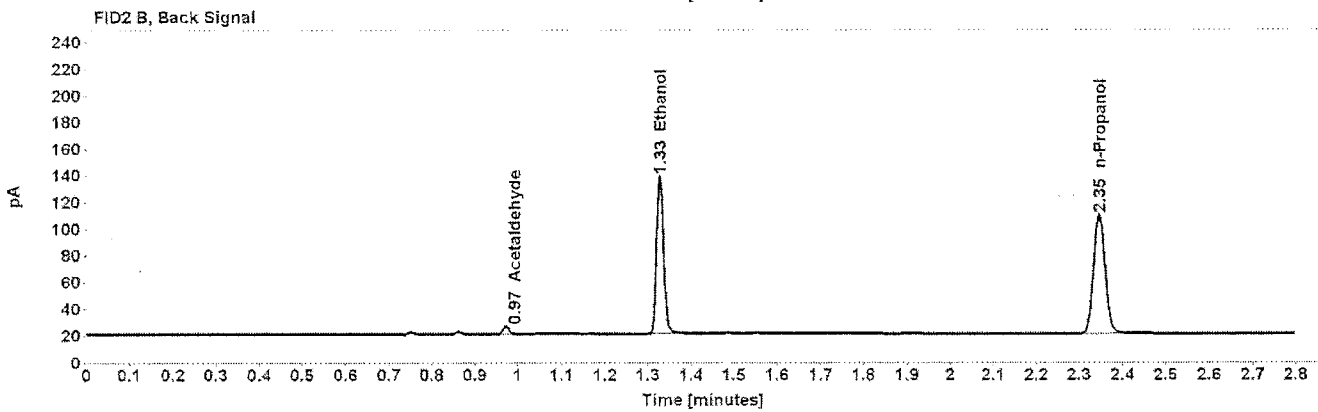
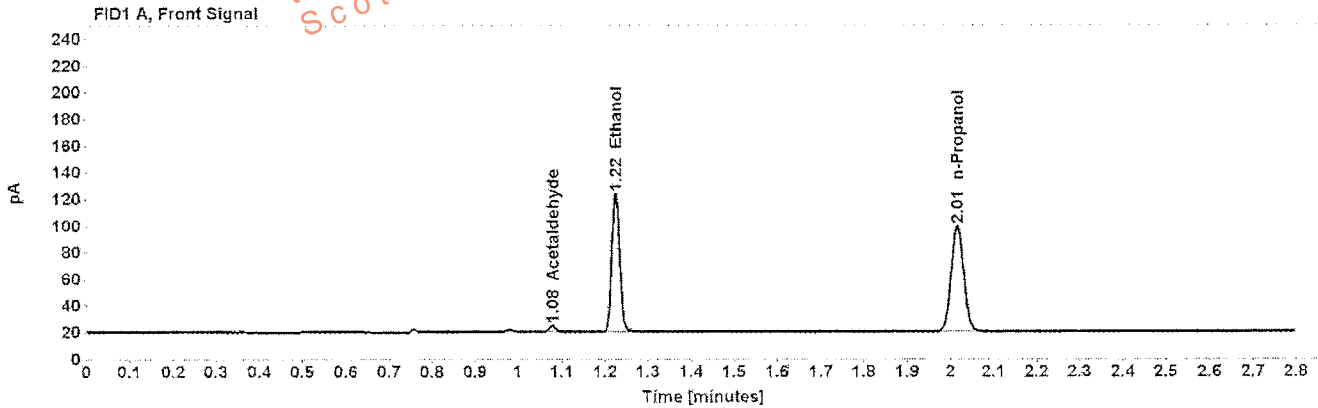


Table 1: FID 1 A (column DB-ALC1)

Compound	Amount (g/100mL)	Time (min)	Peak Area
Acetaldehyde	-----	1.078	4.947
>Ethanol	0.2247	1.224	133.208
n-Propanol	-----	2.015	161.101

Table 2: FID 2 B (column DB-ALC2)

Compound	Time (min)	Peak Area
Acetaldehyde	0.973	5.258
Ethanol	1.328	137.024
n-Propanol	2.346	166.010

Scottsdale Police Department Crime Lab Volatiles Analysis

Sample:	[REDACTED]	Item number:	1124522
Injection date:	12/19/2016 9:01:07 PM	Vial:	49
Method:	ethanol quant.M	Sequence:	19Dec16
Instrument:	US14173023 CN14160045	Analyst:	Langan
Data file:	C:\Chem32\1\Data\19Dec16\49.D		

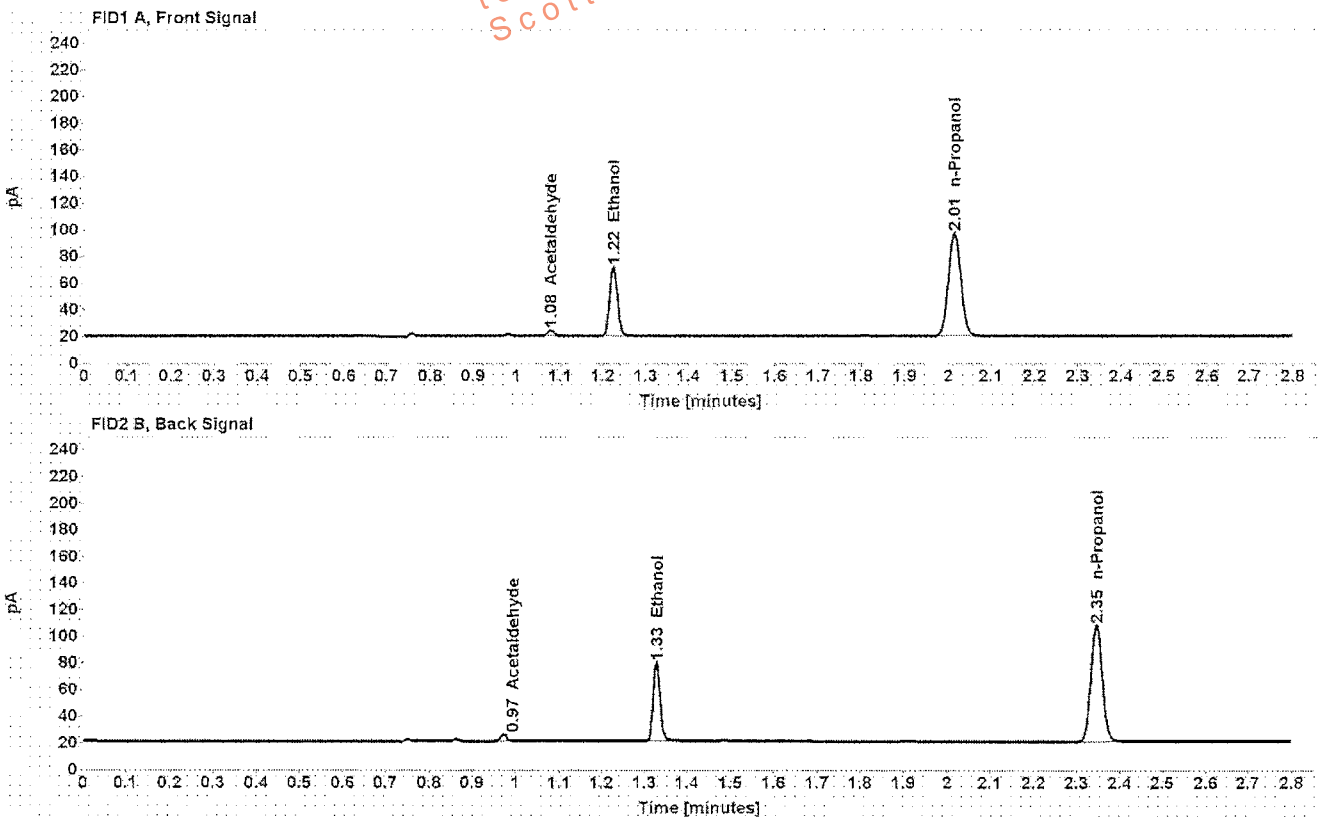


Table 1: FID 1 A (column DB-ALC1)

Compound	Amount (g/100mL)	Time (min)	Peak Area
Acetaldehyde	-----	1.078	4.402
>Ethanol	0.1144	1.225	66.263
n-Propanol	-----	2.015	157.439

Table 2: FID 2 B (column DB-ALC2)

Compound	Time (min)	Peak Area
Acetaldehyde	0.973	4.728
Ethanol	1.328	68.209
n-Propanol	2.346	162.193

Scottsdale Police Department Crime Lab Volatiles Analysis

Sample: [REDACTED]	Item number: 1124522
Injection date: 12/19/2016 9:05:08 PM	Vial: 50
Method: ethanol quant.M	Sequence: 19Dec16
Instrument: US14173023 CN14160045	Analyst: Langan
Data file: C:\Chem32\11Data\19Dec16\50.D	

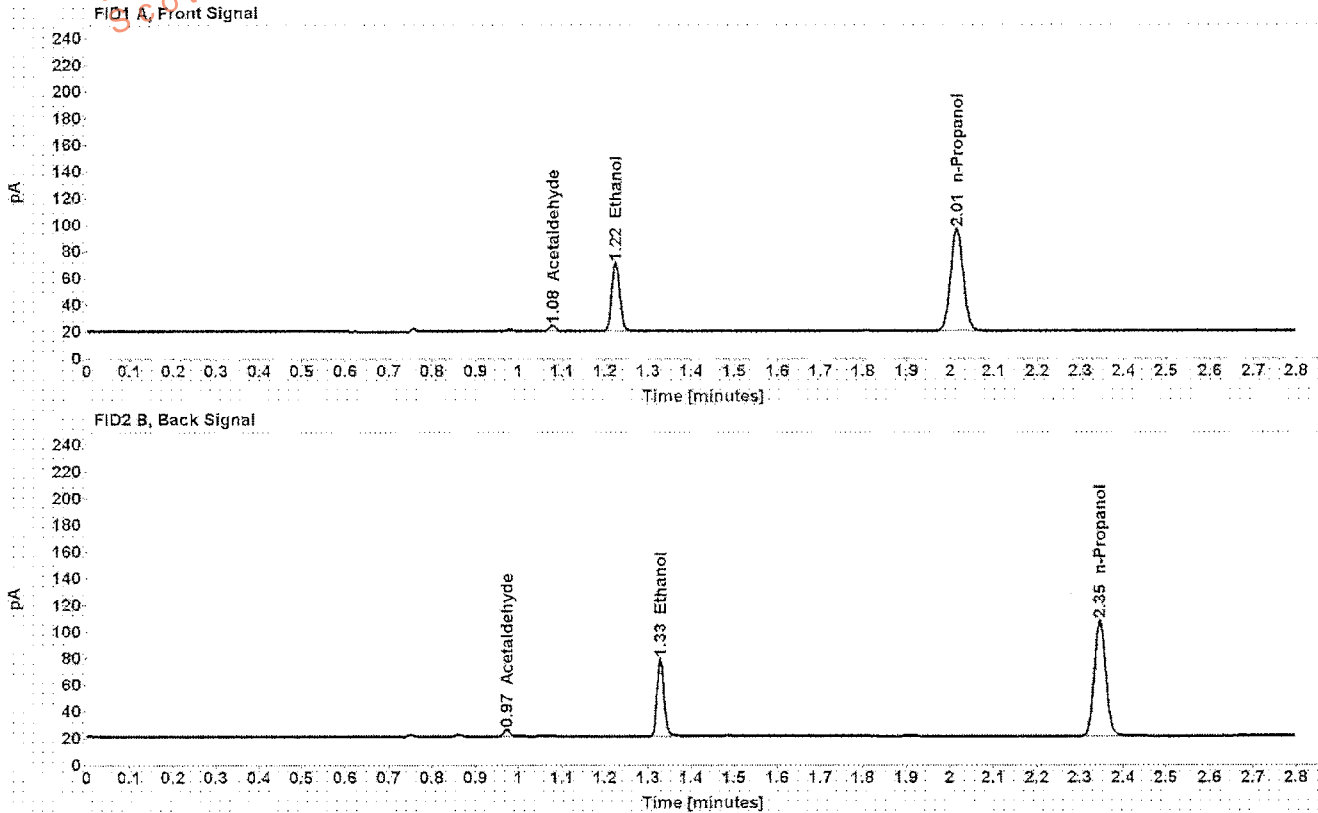


Table 1: FID 1 A (column DB-ALC1)

Compound	Amount (g/100mL)	Time (min)	Peak Area
Acetaldehyde	-----	1.078	4.431
>Ethanol	0.1136	1.225	65.325
n-Propanol	-----	2.015	156.275

Table 2: FID 2 B (column DB-ALC2)

Compound	Time (min)	Peak Area
Acetaldehyde	0.973	4.740
Ethanol	1.328	67.187
n-Propanol	2.346	161.110

Scottsdale Police Department Crime Lab Volatiles Analysis

Sample:	[REDACTED]	Item number:	1124534
Injection date:	12/19/2016 9:09:08 PM	Vial:	51
Method:	ethanol quant M	Sequence:	19Dec16
Instrument:	US14173023 CN14160045	Analyst:	Langan
Data file:	C:\Chem3211\Data\19Dec16\51.D		

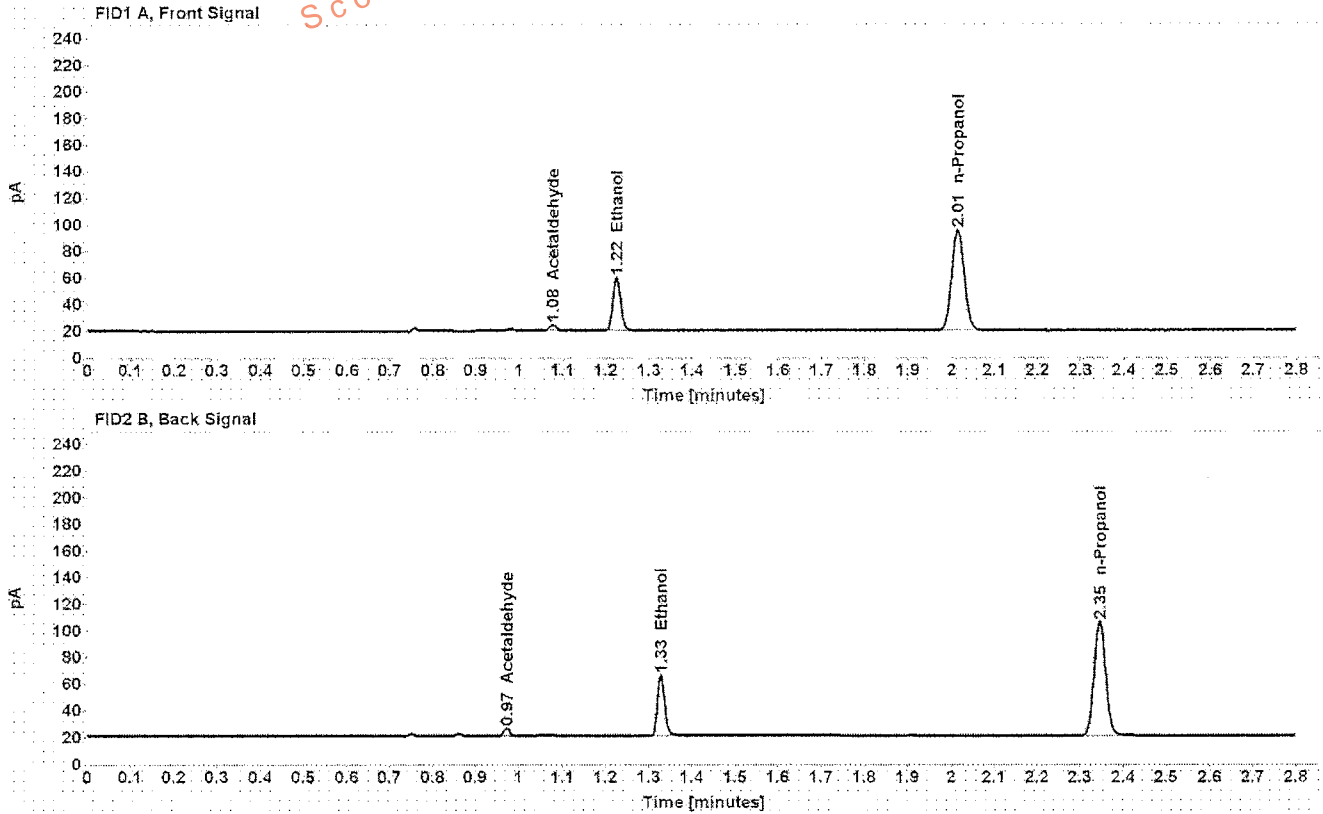


Table 1: FID 1 A (column DB-ALC1)

Compound	Amount (g/100mL)	Time (min)	Peak Area
Acetaldehyde	-----	1.078	4.944
>Ethanol	0.0897	1.225	50.980
n-Propanol	-----	2.015	154.588

Table 2: FID 2 B (column DB-ALC2)

Compound	Time (min)	Peak Area
Acetaldehyde	0.973	5.253
Ethanol	1.328	52.189
n-Propanol	2.346	159.447

Scottsdale Police Department Crime Lab Volatiles Analysis

Sample:	[REDACTED]	Item number:	1124534
Injection date:	12/19/2016 9:13:08 PM	Vial:	52
Method:	ethanol quant.M	Sequence:	19Dec16
Instrument:	US14173023 CN14160045	Analyst:	Langan
Data file:	C:\Chem32\1\Data\19Dec16\52.D		

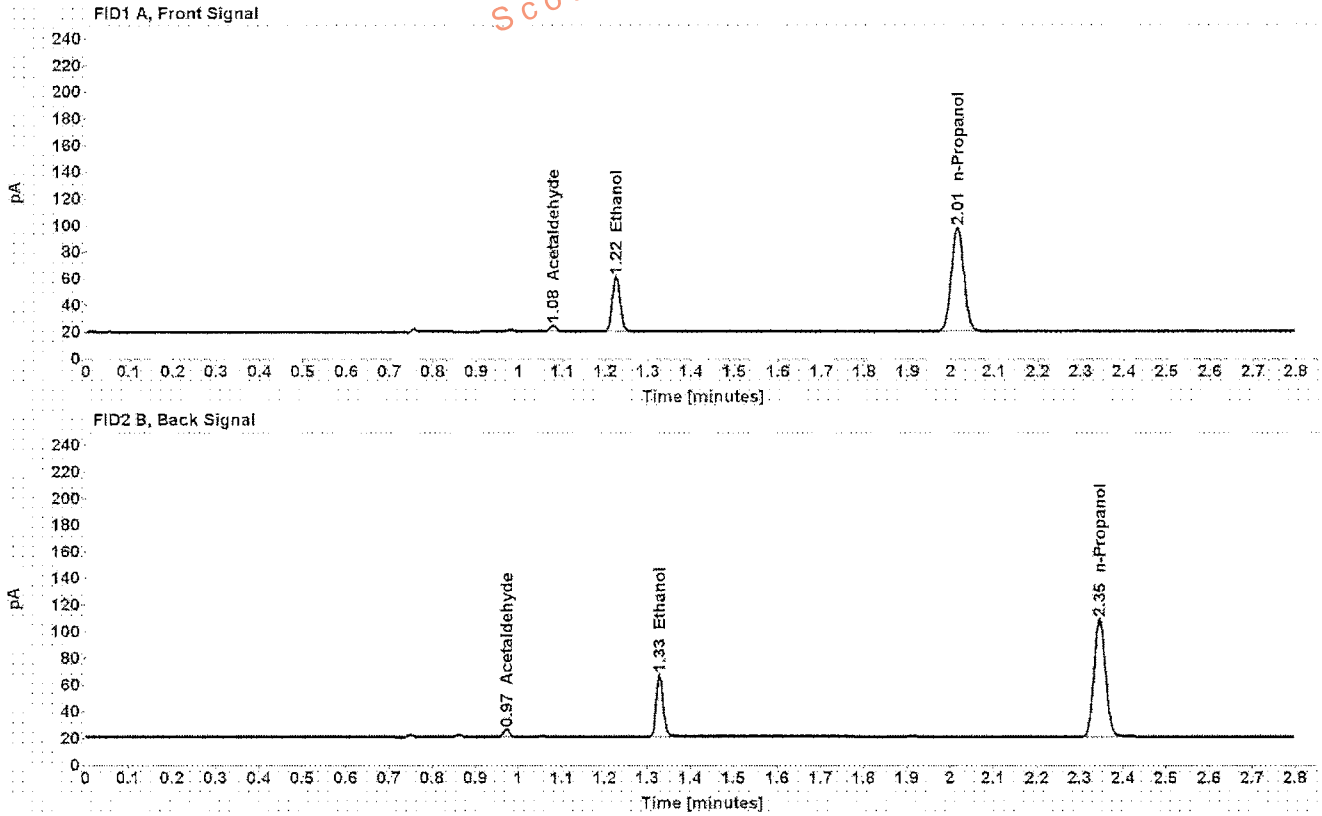


Table 1: FID 1 A (column DB-ALC1)

Compound	Amount (g/100mL)	Time (min)	Peak Area
Acetaldehyde	-----	1.078	5.005
>Ethanol	0.0901	1.225	52.686
n-Propanol	-----	2.015	158.972

Table 2: FID 2 B (column DB-ALC2)

Compound	Time (min)	Peak Area
Acetaldehyde	0.973	5.319
Ethanol	1.328	53.853
n-Propanol	2.346	164.061

Scottsdale Police Department Crime Lab Volatiles Analysis

Sample: [REDACTED]	Item number: 1124048
Injection date: 12/19/2016 9:21:07 PM	Vial: 54
Method: ethanol quant.M	Sequence: 19Dec16
Instrument: US14173023 CN14160045	Analyst: Langan
Data file: C:\Chem32\11\Data\19Dec16\54.D	

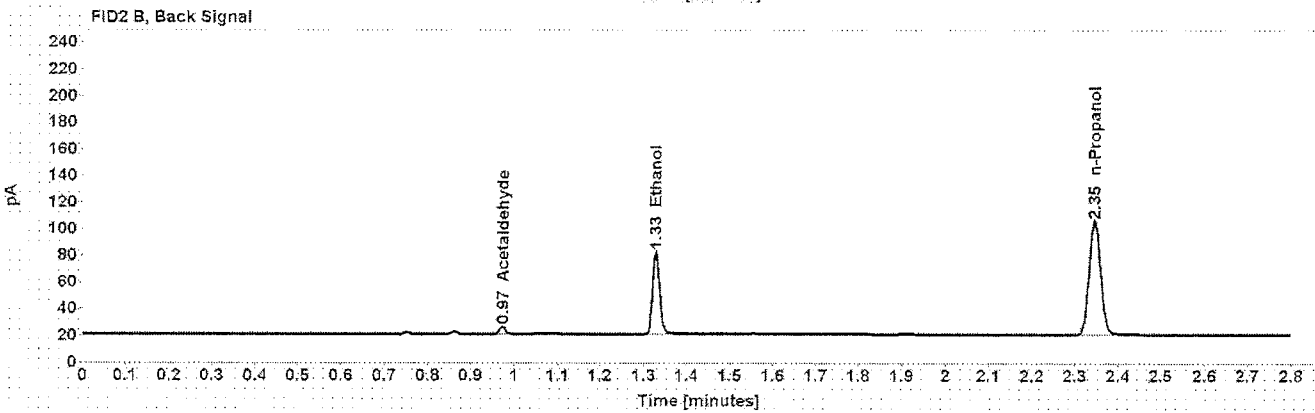
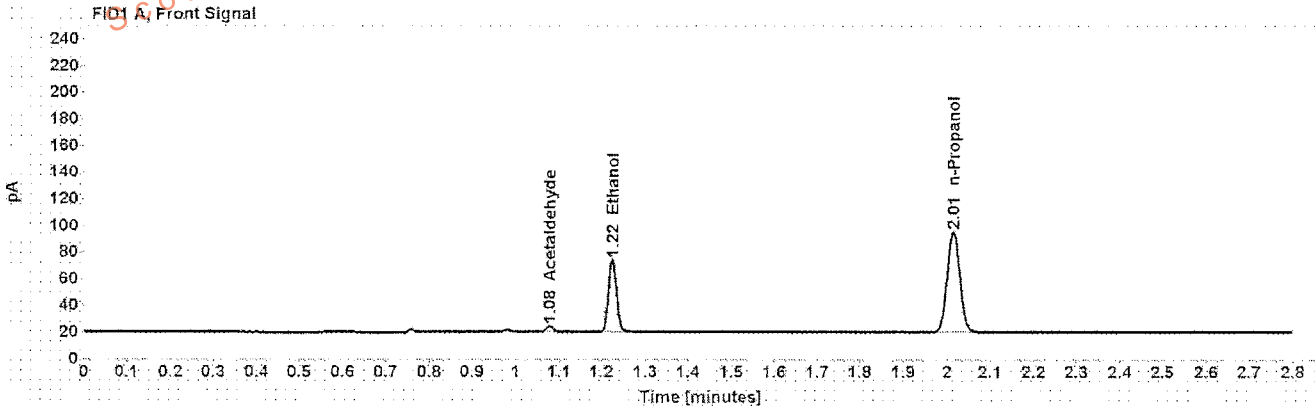


Table 1: FID 1 A (column DB-ALC1)

Compound	Amount (g/100mL)	Time (min)	Peak Area
Acetaldehyde	-----	1.078	4.844
>Ethanol	0.1230	1.225	69.673
n-Propanol	-----	2.015	153.995

Table 2: FID 2 B (column DB-ALC2)

Compound	Time (min)	Peak Area
Acetaldehyde	0.973	5.165
Ethanol	1.328	71.538
n-Propanol	2.346	158.732

Scottsdale Police Department Crime Lab Volatiles Analysis

Sample:	[REDACTED]	Item number:	1124048
Injection date:	12/19/2016 9:25:23 PM	Vial:	55
Method:	ethanol quant M	Sequence:	19Dec16
Instrument:	US14173023 CN14160045	Analyst:	Langan
Data file:	C:\Chem3211\Data\19Dec16\55.D		

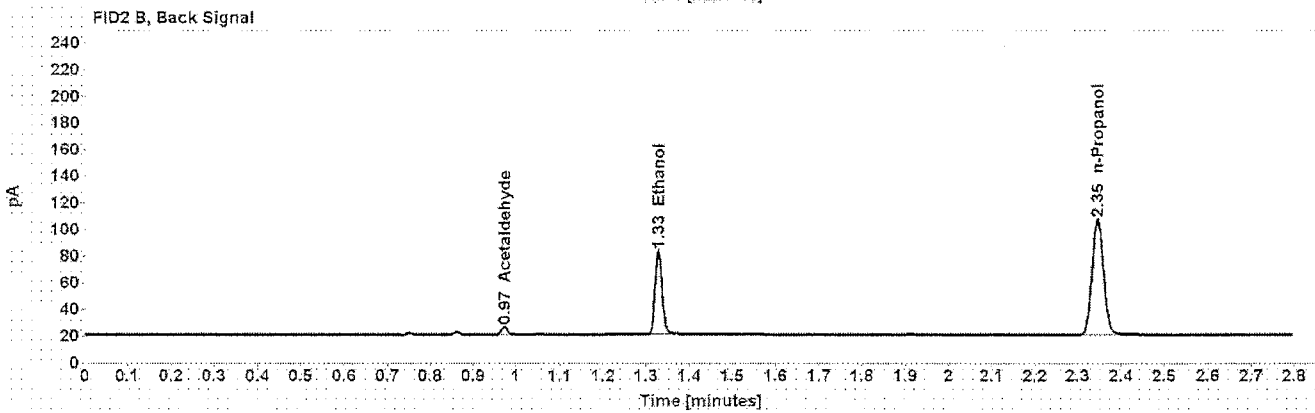
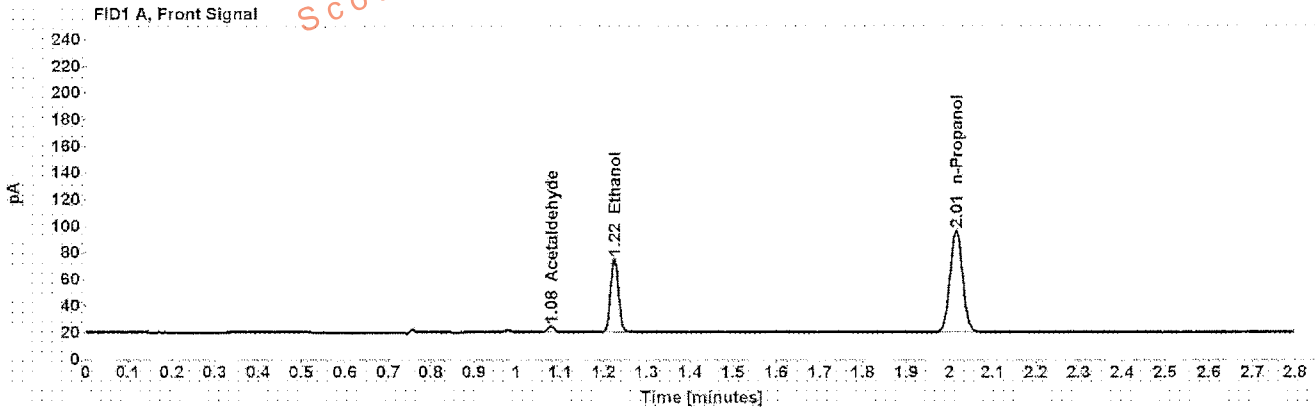


Table 1: FID 1 A (column DB-ALC1)

Compound	Amount (g/100mL)	Time (min)	Peak Area
Acetaldehyde	-----	1.078	4.830
>Ethanol	0.1229	1.225	70.452
n-Propanol	-----	2.015	155.861

Table 2: FID 2 B (column DB-ALC2)

Compound	Time (min)	Peak Area
Acetaldehyde	0.973	5.214
Ethanol	1.328	72.460
n-Propanol	2.346	160.861

Scottsdale Police Department Crime Lab Volatiles Analysis

Sample: [REDACTED]	Item number: 1124286
Injection date: 12/19/2016 9:29:24 PM	Vial: 56
Method: ethanol quant.M	Sequence: 19Dec16
Instrument: US14173023 CN14160045	Analyst: Langan
Data file: C:\Chem32\1\Data\19Dec16\56.D	

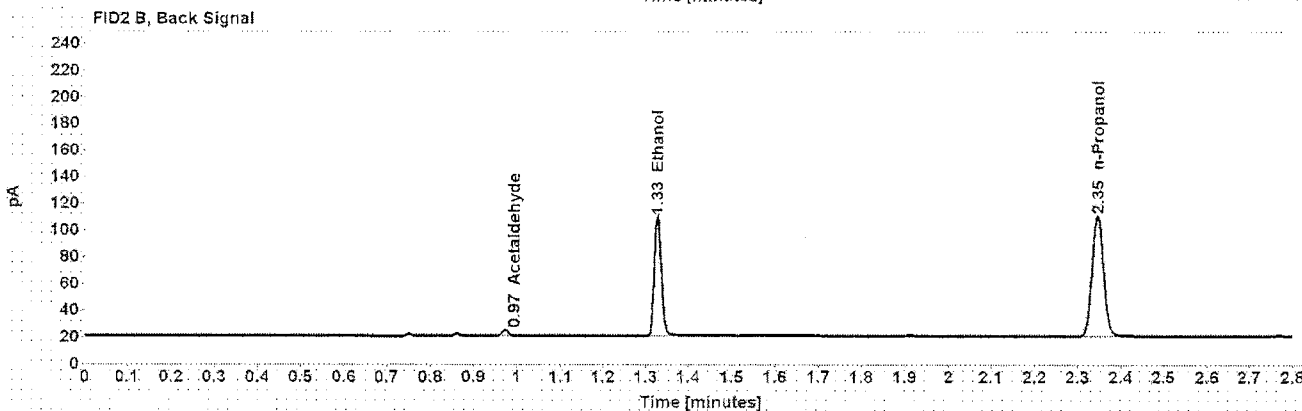
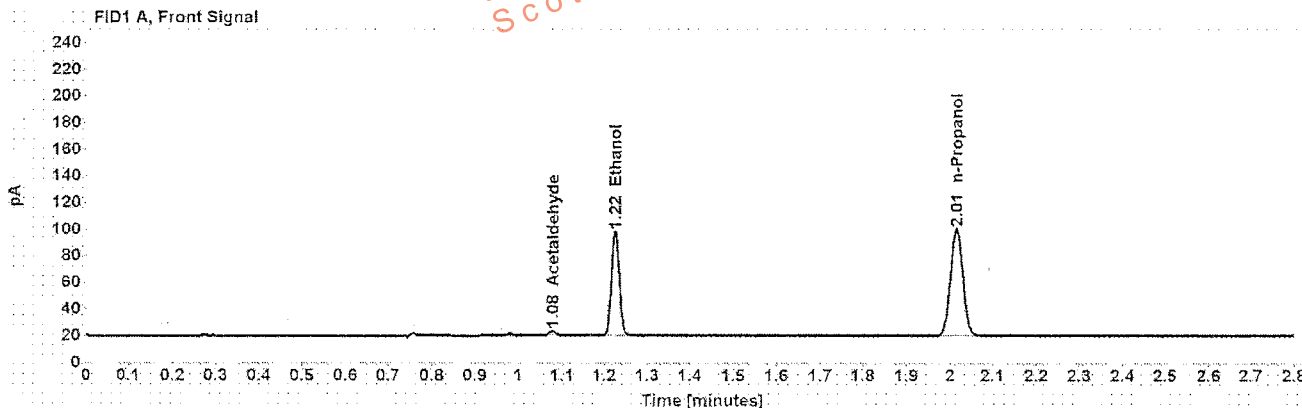


Table 1: FID 1 A (column DB-ALC1)

Compound	Amount (g/100mL)	Time (min)	Peak Area
Acetaldehyde	-----	1.078	3.761
>Ethanol	0.1667	1.224	100.160
n-Propanol	-----	2.015	163.261

Table 2: FID 2 B (column DB-ALC2)

Compound	Time (min)	Peak Area
Acetaldehyde	0.973	4.026
Ethanol	1.328	103.069
n-Propanol	2.346	168.296

Scottsdale Police Department Crime Lab Volatiles Analysis

Sample: [REDACTED]	Item number: 1124286
Injection date: 12/19/2016 9:33:21 PM	Vial: 57
Method: ethanol quant.M	Sequence: 19Dec16
Instrument: US14173023 CN14160045	Analyst: Langan
Data file: C:\Chem3211\Data\19Dec16\57.D	

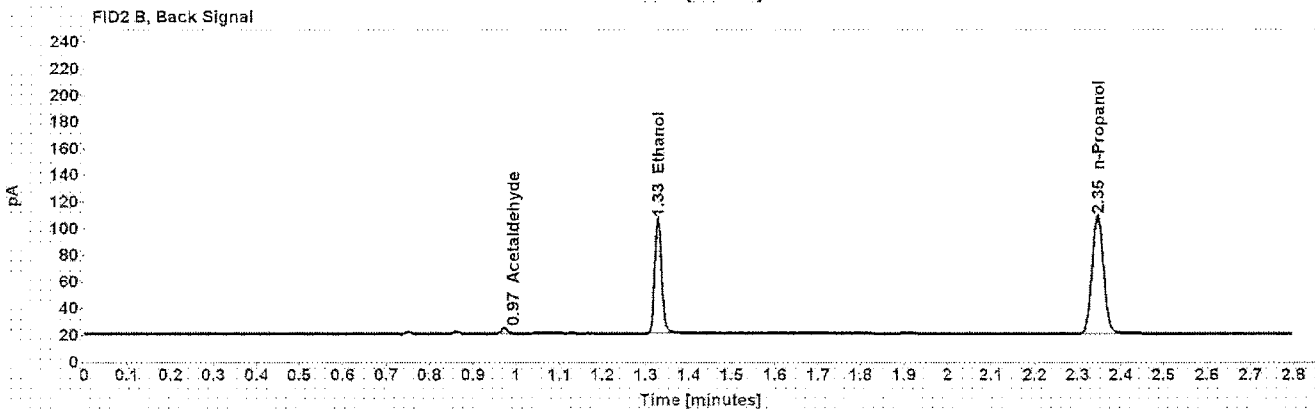
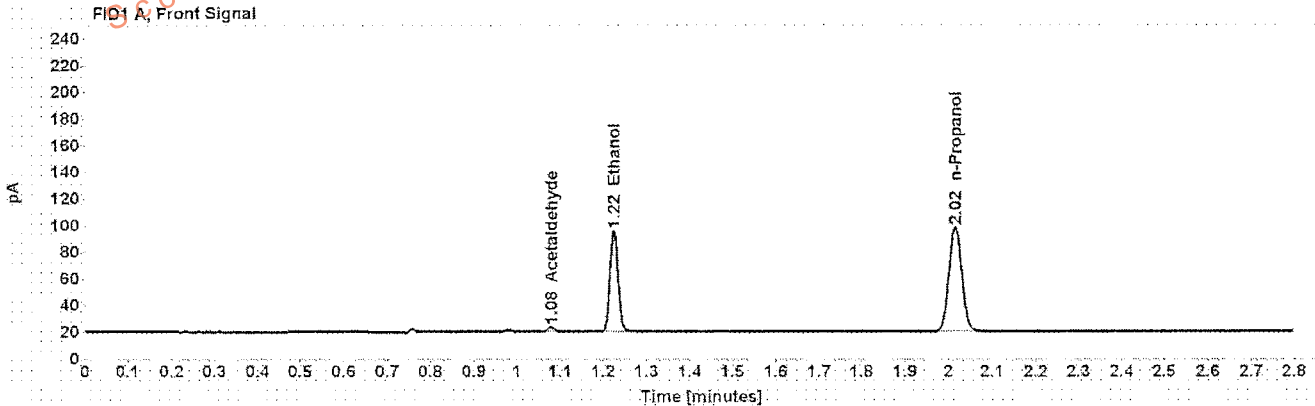


Table 1: FID 1 A (column DB-ALC1)

Compound	Amount (g/100mL)	Time (min)	Peak Area
Acetaldehyde	-----	1.078	3.753
>Ethanol	0.1652	1.225	97.009
n-Propanol	-----	2.015	159.530

Table 2: FID 2 B (column DB-ALC2)

Compound	Time (min)	Peak Area
Acetaldehyde	0.973	3.960
Ethanol	1.328	99.950
n-Propanol	2.346	164.417

Scottsdale Police Department Crime Lab Volatiles Analysis

Sample:	[REDACTED]	Item number:	1123104
Injection date:	12/19/2016 9:37:24 PM	Vial:	58
Method:	ethanol quant.M	Sequence:	19Dec16
Instrument:	US14173023 CN14160045	Analyst:	Langan
Data file:	C:\Chem3211\Data\19Dec16\58.D		

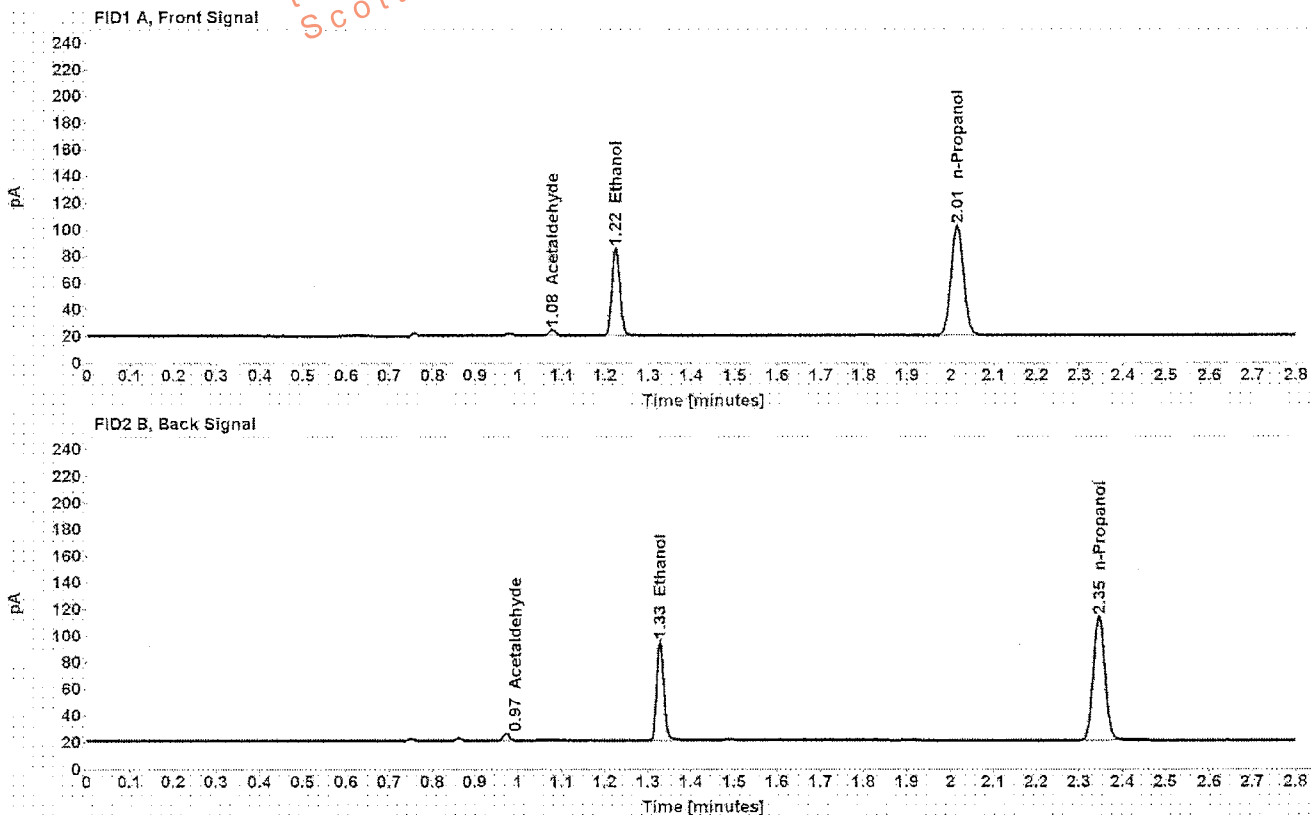


Table 1: FID 1 A (column DB-ALC1)

Compound	Amount (g/100mL)	Time (min)	Peak Area
Acetaldehyde	-----	1.078	4.732
>Ethanol	0.1361	1.225	83.927
n-Propanol	-----	2.015	167.626

Table 2: FID 2 B (column DB-ALC2)

Compound	Time (min)	Peak Area
Acetaldehyde	0.973	5.067
Ethanol	1.328	86.376
n-Propanol	2.346	173.058

Scottsdale Police Department Crime Lab Volatiles Analysis

Sample: [REDACTED]	Item number: 1123104
Injection date: 12/19/2016 9:41:22 PM	Vial: 59
Method: ethanol quant.M	Sequence: 19Dec16
Instrument: US14173023 CN14160045	Analyst: Langan
Data file: C:\Chem32\1\Data\19Dec16\59.D	

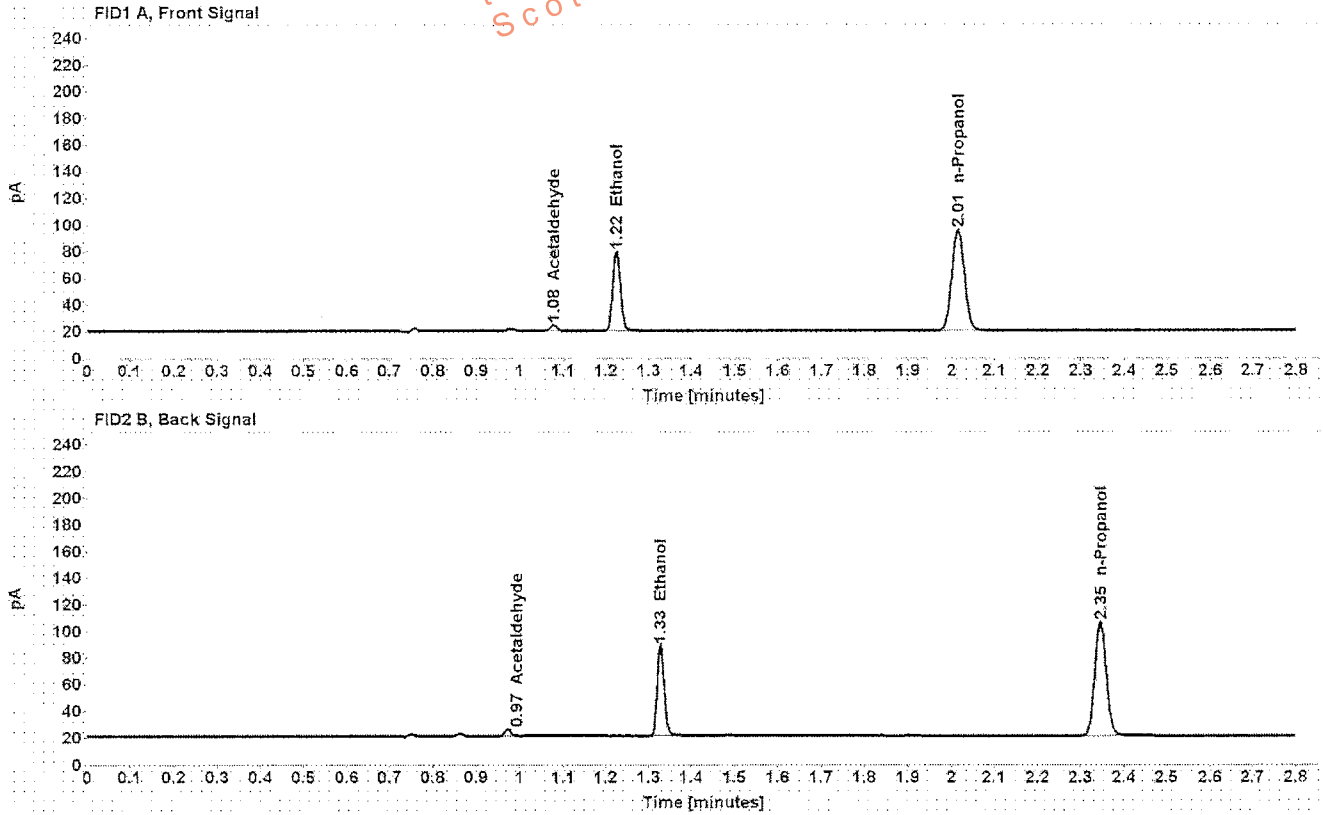


Table 1: FID 1 A (column DB-ALC1)

Compound	Amount (g/100mL)	Time (min)	Peak Area
Acetaldehyde	-----	1.078	4.489
>Ethanol	0.1343	1.225	76.315
n-Propanol	-----	2.015	154.474

Table 2: FID 2 B (column DB-ALC2)

Compound	Time (min)	Peak Area
Acetaldehyde	0.973	4.752
Ethanol	1.328	79.236
n-Propanol	2.346	159.165

Scottsdale Police Department Crime Lab Volatiles Analysis

Sample: [REDACTED]	Item number: 1124262
Injection date: 12/19/2016 9:45:23 PM	Vial: 60
Method: ethanol quant.M	Sequence: 19Dec16
Instrument: JS14173023 CN14160045	Analyst: Langan
Data file: C:\Chem3211\Data\19Dec16\60.D	

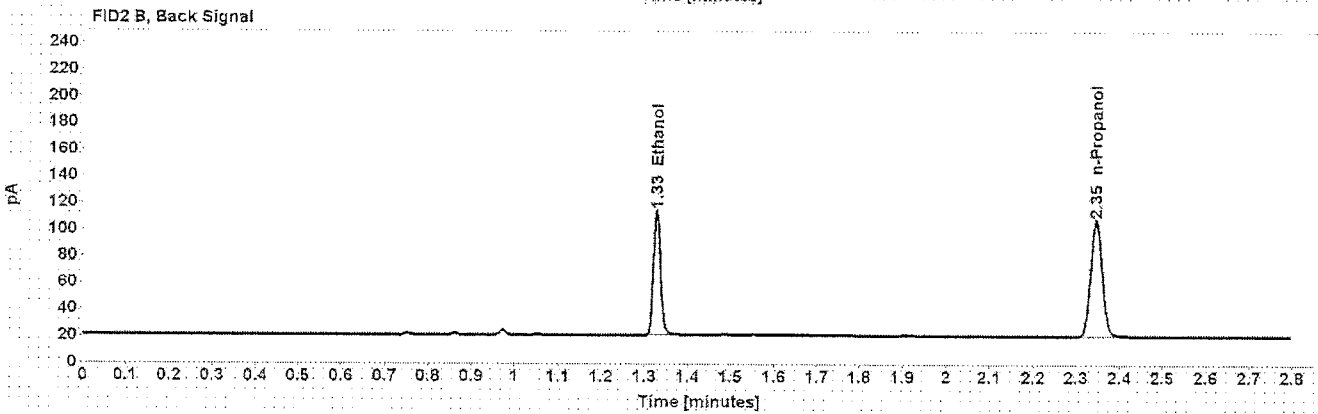
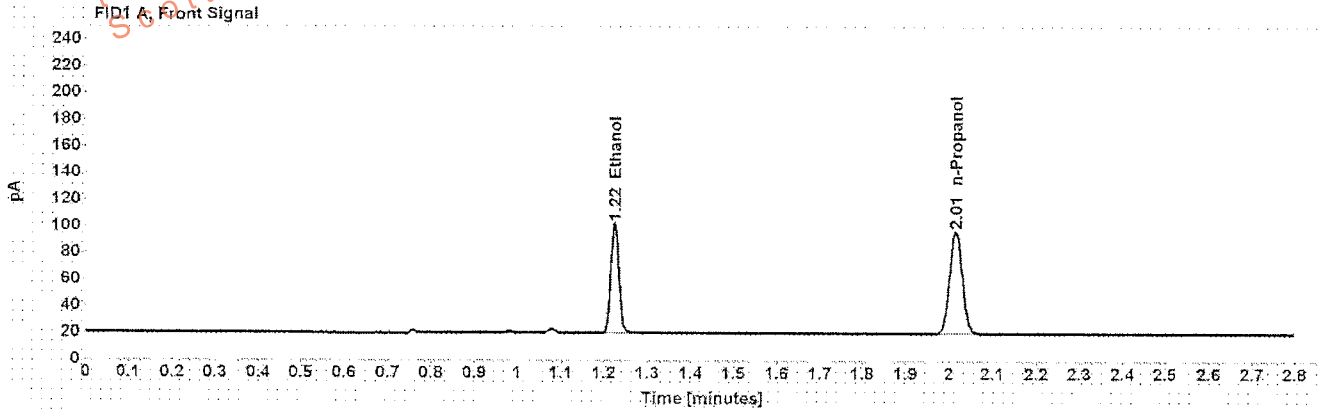


Table 1: FID 1 A (column DB-ALC1)

Compound	Amount (g/100mL)	Time (min)	Peak Area
>Ethanol	0.1816	1.224	105.156
n-Propanol	-----	2.015	157.324

Table 2: FID 2 B (column DB-ALC2)

Compound	Time (min)	Peak Area
Ethanol	1.328	108.413
n-Propanol	2.346	162.155

Scottsdale Police Department Crime Lab Volatiles Analysis

Sample:	[REDACTED]	Item number:	1124262
Injection date:	12/19/2016 9:49:38 PM	Vial:	61
Method:	ethanol quant.M	Sequence:	19Dec16
Instrument:	US14173023 CN14160045	Analyst:	Langan
Data file:	C:\Chem3211\Data\19Dec16\61.D		

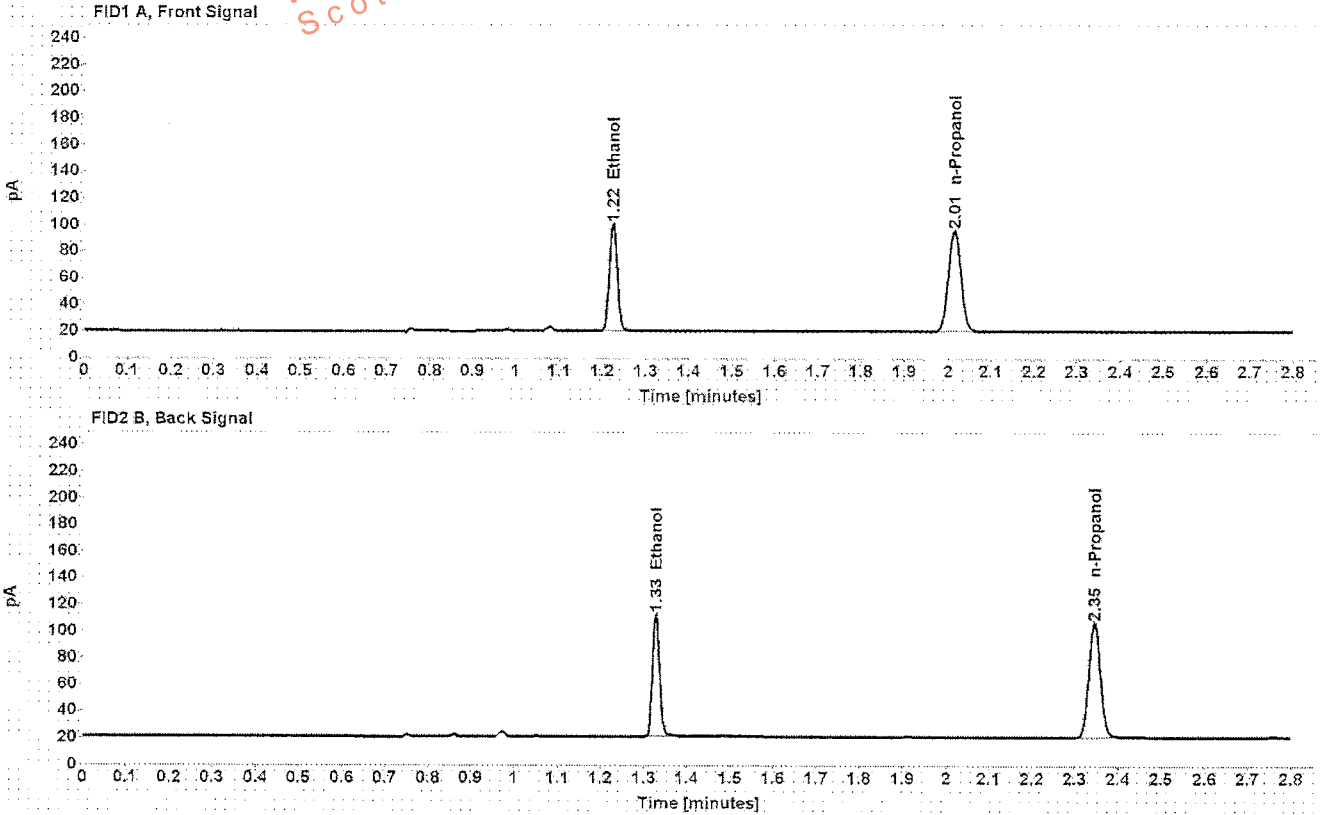


Table 1: FID 1 A (column DB-ALC1)

Compound	Amount (g/100mL)	Time (min)	Peak Area
>Ethanol	0.1809	1.224	103.176
n-Propanol	-----	2.015	154.954

Table 2: FID 2 B (column DB-ALC2)

Compound	Time (min)	Peak Area
Ethanol	1.328	106.278
n-Propanol	2.346	159.924

Scottsdale Police Department Crime Lab Volatiles Analysis

Sample: [REDACTED]	Item number: 1125702
Injection date: 12/19/2016 9:53:38 PM	Vial: 62
Method: ethanol quant.M	Sequence: 19Dec16
Instrument: US14173023 CN14160045	Analyst: Langan
Data file: C:\Chem32\1\Data\19Dec16\62.D	

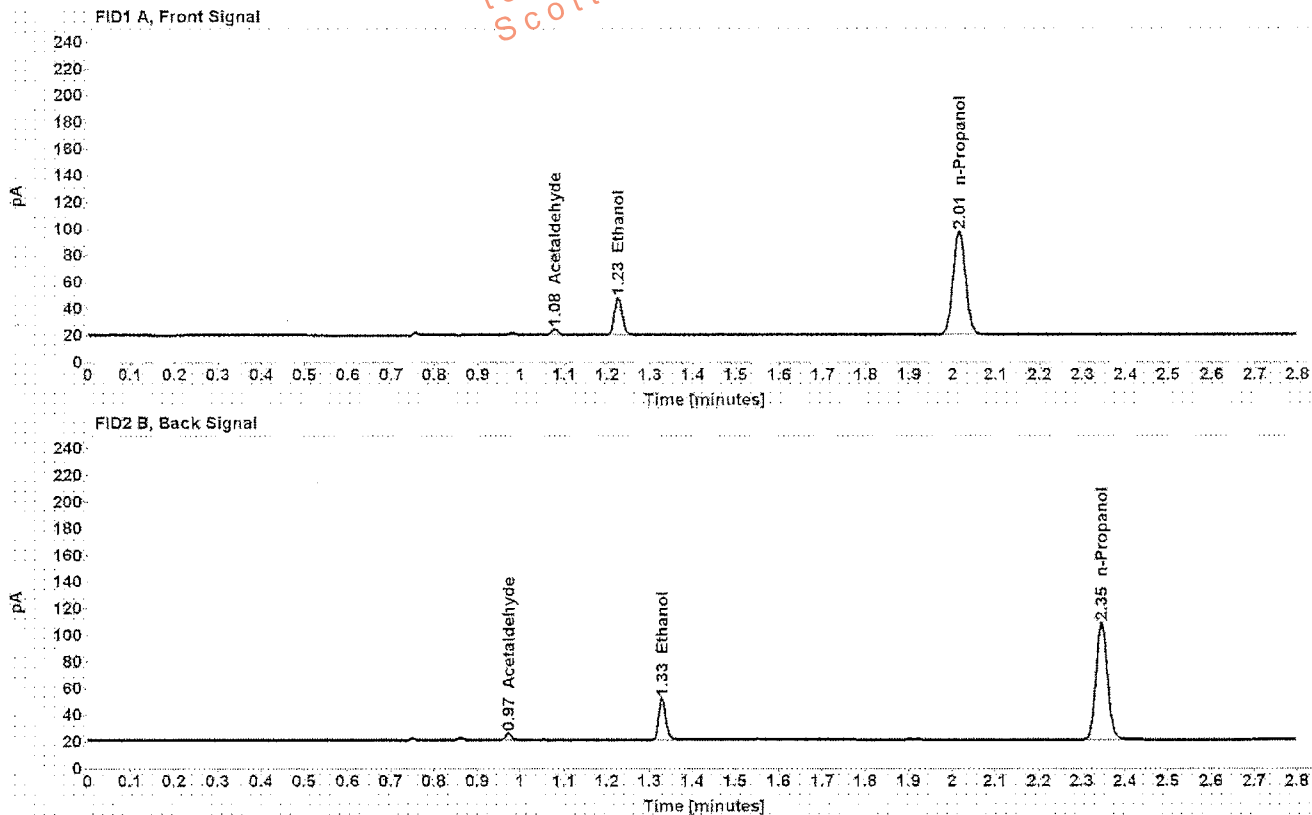


Table 1: FID 1 A (column DB-ALC1)

Compound	Amount (g/100mL)	Time (min)	Peak Area
Acetaldehyde	-----	1.078	4.511
>Ethanol	0.0610	1.225	35.408
n-Propanol	-----	2.015	157.814

Table 2: FID 2 B (column DB-ALC2)

Compound	Time (min)	Peak Area
Acetaldehyde	0.973	4.831
Ethanol	1.329	36.794
n-Propanol	2.346	162.946

Scottsdale Police Department Crime Lab Volatiles Analysis

Sample: [REDACTED]	Item number: 1125702
Injection date: 12/19/2016 9:57:37 PM	Vial: 63
Method: ethanol quant.M	Sequence: 19Dec16
Instrument: US14173023 CN14160045	Analyst: Langan
Data file: C:\Chem3211\Data\19Dec16\63.D	

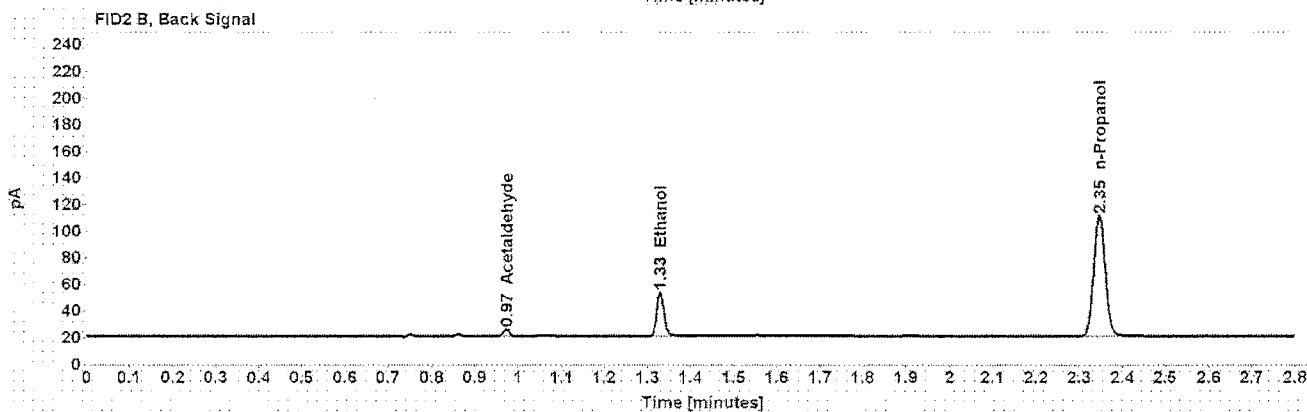
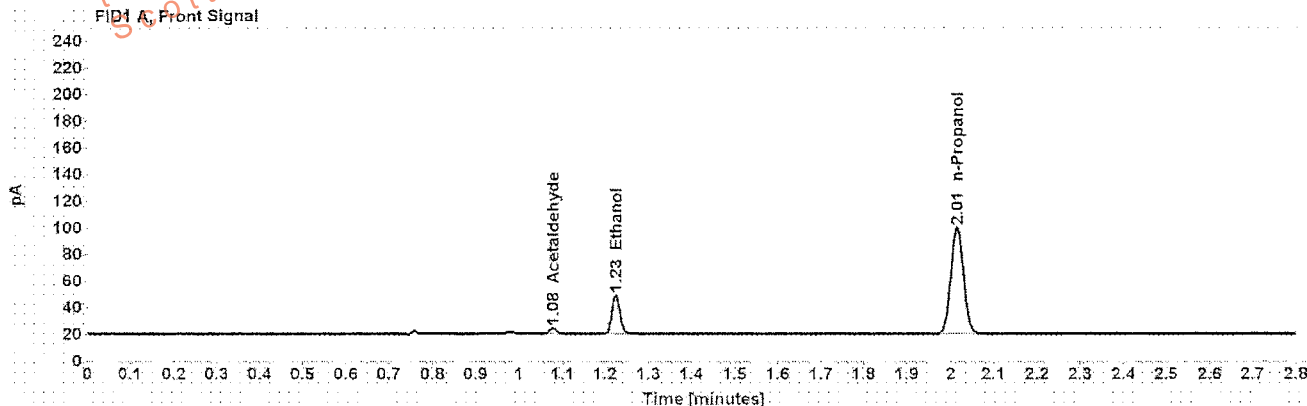


Table 1: FID 1 A (column DB-ALC1)

Compound	Amount (g/100mL)	Time (min)	Peak Area
Acetaldehyde	-----	1.078	4.537
>Ethanol	0.0621	1.225	37.308
n-Propanol	-----	2.015	163.341

Table 2: FID 2 B (column DB-ALC2)

Compound	Time (min)	Peak Area
Acetaldehyde	0.973	4.834
Ethanol	1.329	38.578
n-Propanol	2.346	168.657

Scottsdale Police Department Crime Lab Volatiles Analysis

Sample: [REDACTED]	Item number: 000001A
Injection date: 12/19/2016 10:05:36 PM	Vial: 65
Method: ethanol quant.M	Sequence: 19Dec16
Instrument: US14173023 CN14160045	Analyst: Langan
Data file: C:\Chem321\Data\19Dec16\65.D	

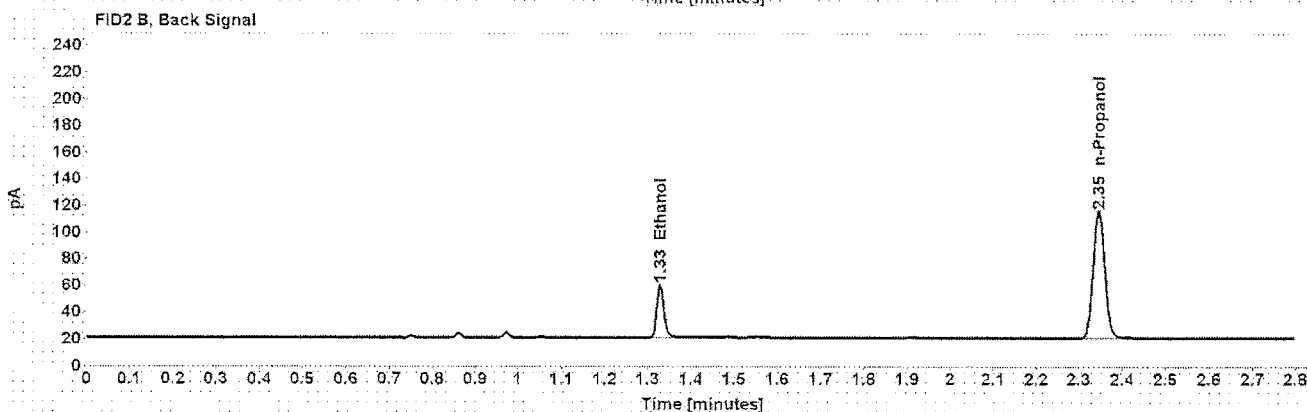
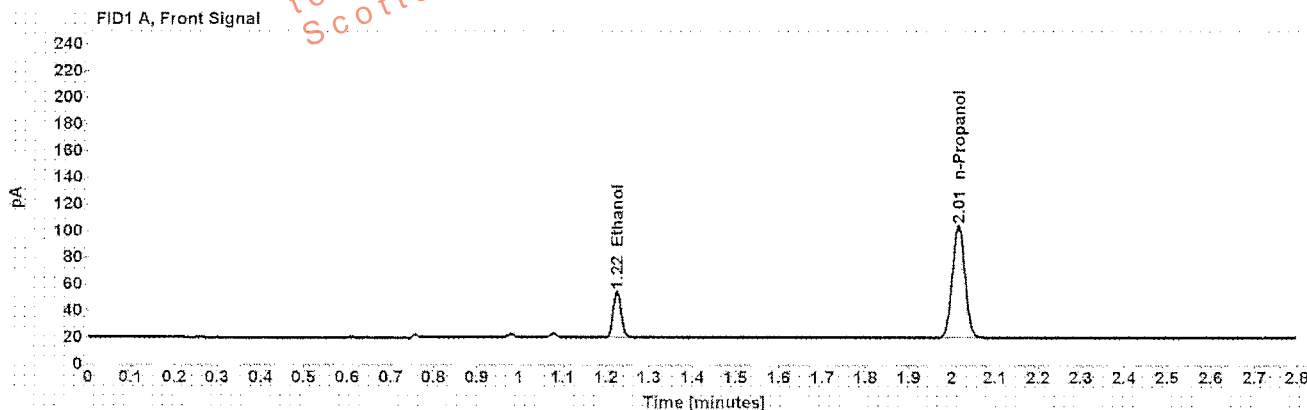


Table 1: FID 1 A (column DB-ALC1)

Compound	Amount (g/100mL)	Time (min)	Peak Area
>Ethanol	0.0702	1.225	44.271
n-Propanol	-----	2.015	171.519

Table 2: FID 2 B (column DB-ALC2)

Compound	Time (min)	Peak Area
Ethanol	1.328	45.995
n-Propanol	2.346	177.158

Scottsdale Police Department Crime Lab Volatiles Analysis

Sample: [REDACTED]	Item number: 000001A
Injection date: 12/19/2016 10:09:38 PM	Vial: 66
Method: ethanol quant.M	Sequence: 19Dec16
Instrument: US14173023 CN14160045	Analyst: Langan
Data file: C:\Chem32\1\Data\19Dec16\66.D	

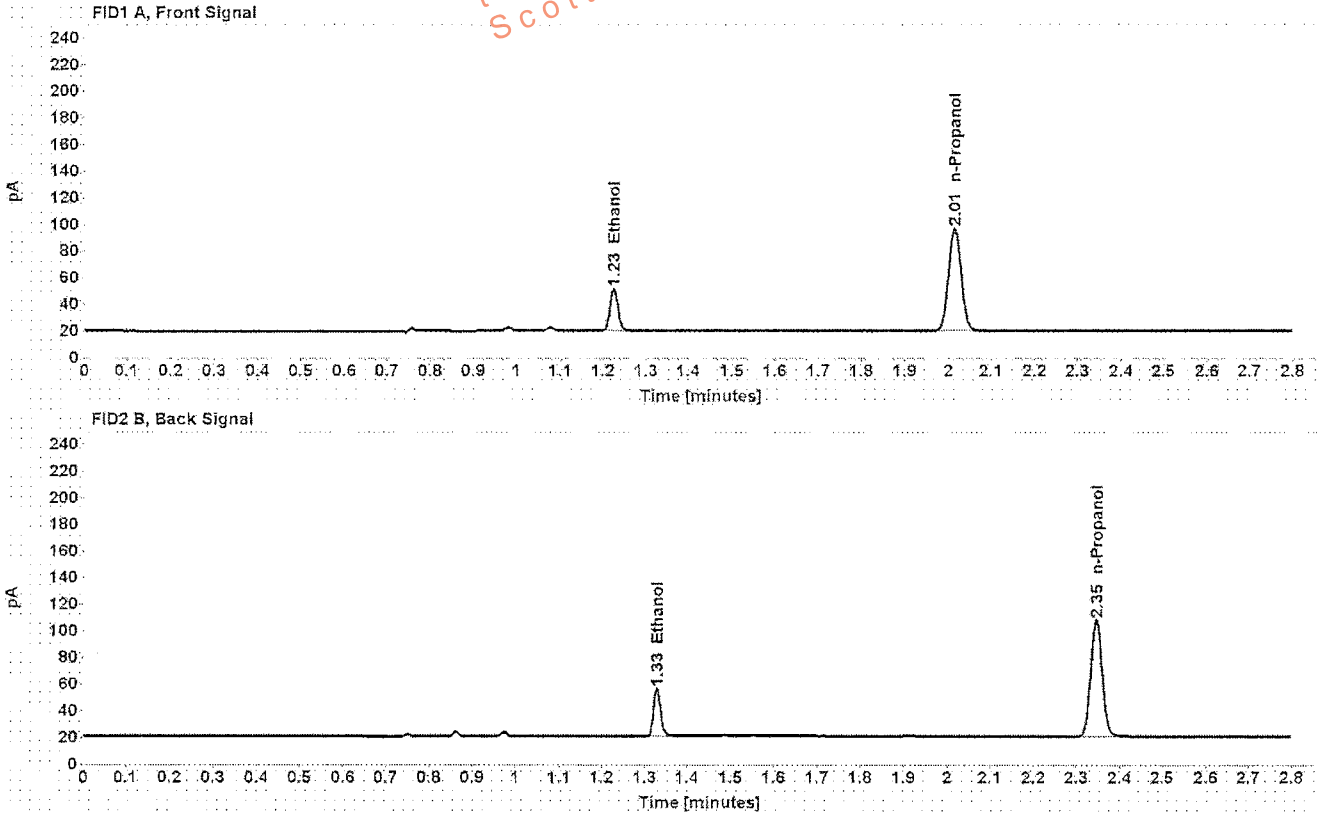


Table 1: FID 1 A (column DB-ALC1)

Compound	Amount (g/100mL)	Time (min)	Peak Area
>Ethanol	0.0697	1.225	40.235
n-Propanol	-----	2.015	157.043

Table 2: FID 2 B (column DB-ALC2)

Compound	Time (min)	Peak Area
Ethanol	1.329	41.851
n-Propanol	2.346	162.128

Scottsdale Police Department Crime Lab Volatiles Analysis

Sample: [REDACTED]	Item number: 000001A
Injection date: 12/19/2016 10:13:52 PM	Vial: 67
Method: ethanol quant.M	Sequence: 19Dec16
Instrument: US14173023 CN14160045	Analyst: Langan
Data file: C:\Chem321\1Data\19Dec16\67.D	

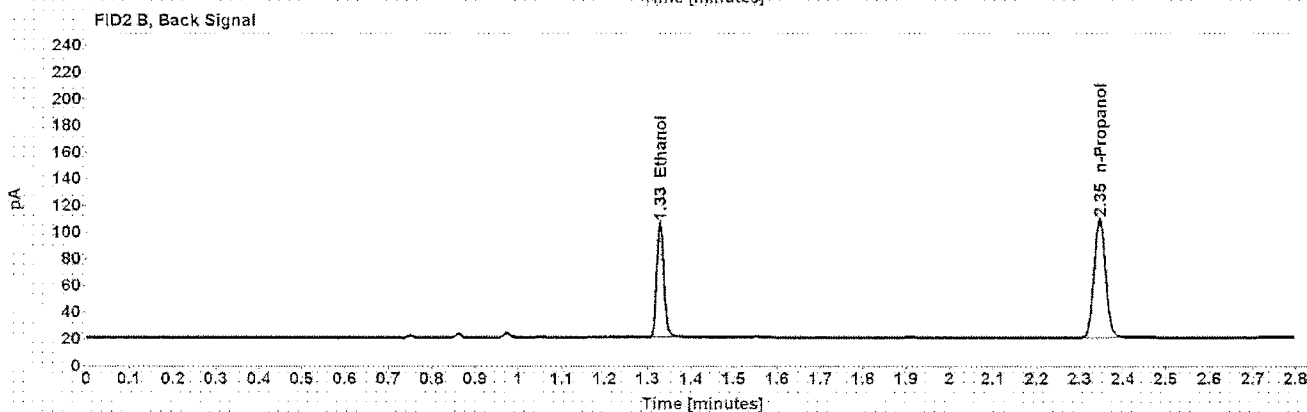
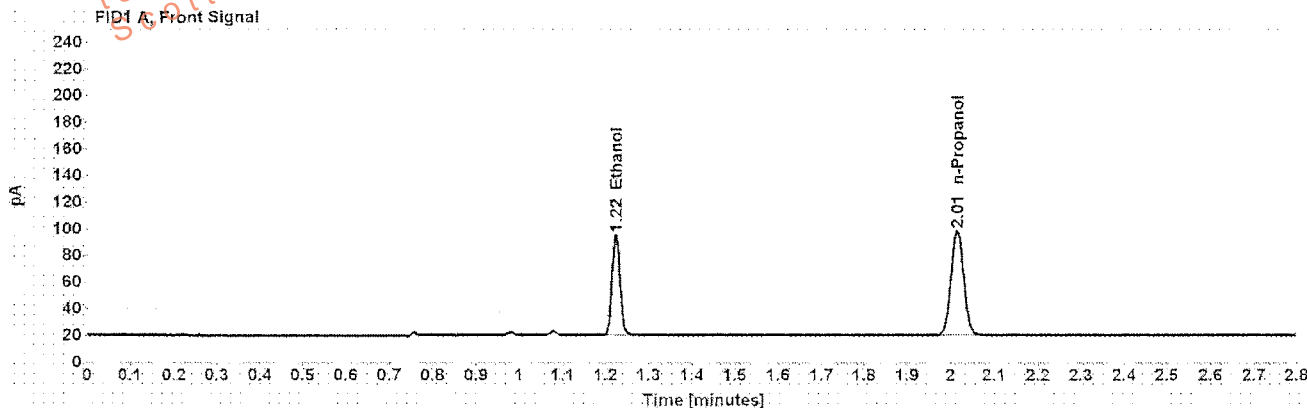


Table 1: FID 1 A (column DB-ALC1)

Compound	Amount (g/100mL)	Time (min)	Peak Area
>Ethanol	0.1638	1.224	96.841
n-Propanol	-----	2.015	160.650

Table 2: FID 2 B (column DB-ALC2)

Compound	Time (min)	Peak Area
Ethanol	1.328	99.887
n-Propanol	2.346	166.165

Scottsdale Police Department Crime Lab Volatiles Analysis

Sample: [REDACTED]	Item number: 000001A
Injection date: 12/19/2016 10:17:52 PM	Vial: 68
Method: ethanol quant.M	Sequence: 19Dec16
Instrument: US14173023 CN14160045	Analyst: Langan
Data file: C:\Chem32\1\Data\19Dec16\68.D	

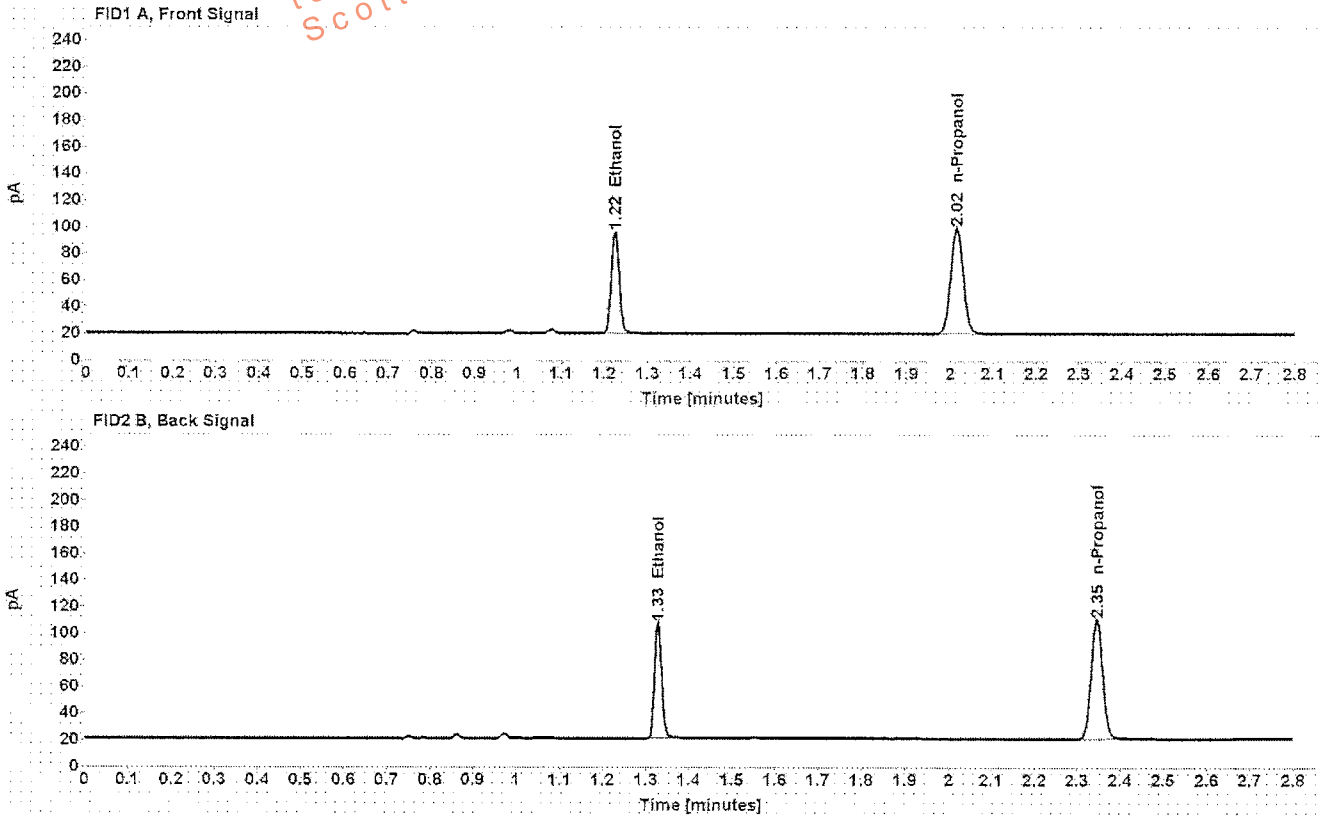


Table 1: FID 1 A (column DB-ALC1)

Compound	Amount (g/100mL)	Time (min)	Peak Area
>Ethanol	0.1640	1.225	97.498
n-Propanol	-----	2.015	161.538

Table 2: FID 2 B (column DB-ALC2)

Compound	Time (min)	Peak Area
Ethanol	1.328	100.481
n-Propanol	2.346	166.702

Scottsdale Police Department Crime Lab Volatiles Analysis

Sample:	[REDACTED]	Item number:	000001A
Injection date:	12/19/2016 10:21:52 PM	Vial:	69
Method:	ethanol quant.M	Sequence:	19Dec16
Instrument:	US14173023 CN14160045	Analyst:	Langan
Data file:	C:\Chem3211\Data\19Dec16\69.D		

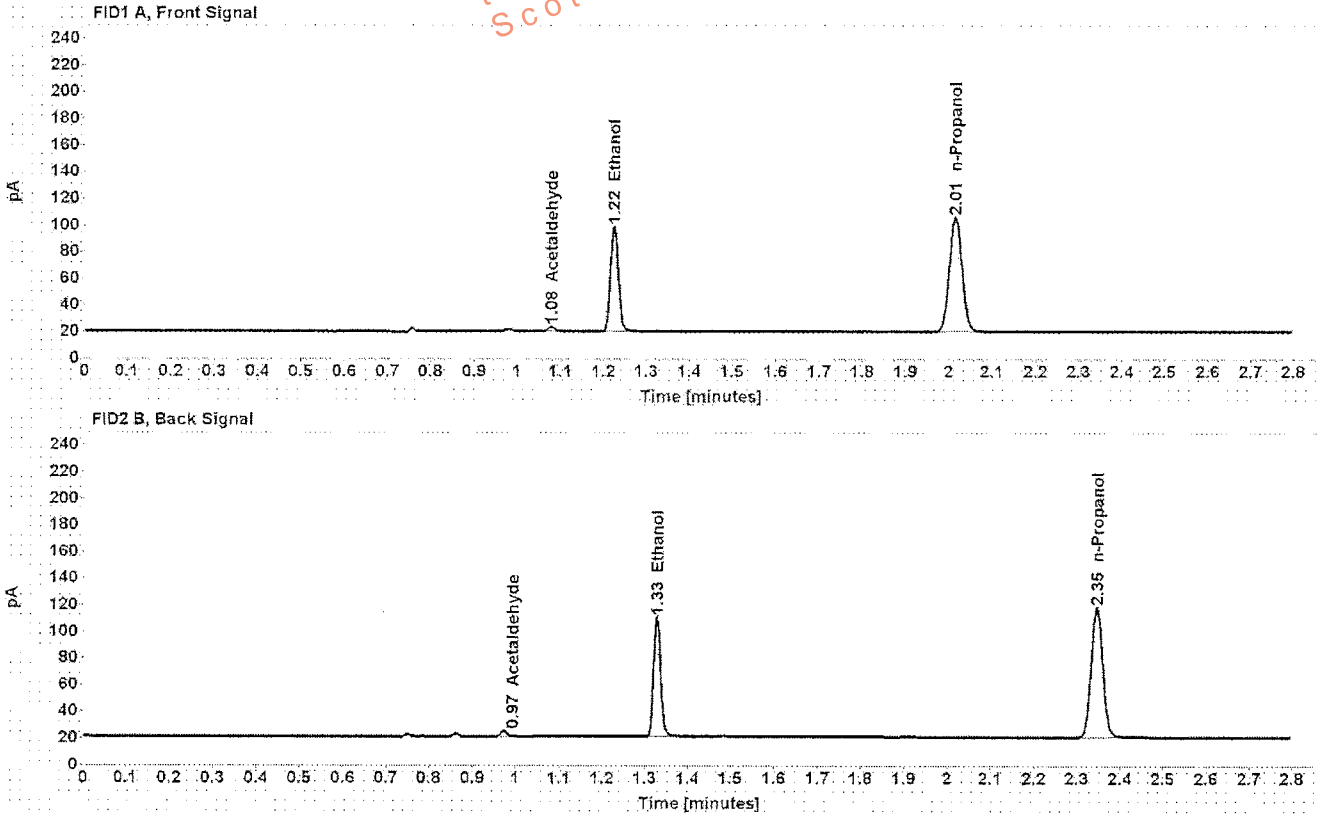


Table 1: FID 1 A (column DB-ALC1)

Compound	Amount (g/100mL)	Time (min)	Peak Area
Acetaldehyde	-----	1.078	3.751
>Ethanol	0.1560	1.225	100.891
n-Propanol	-----	2.015	175.783

Table 2: FID 2 B (column DB-ALC2)

Compound	Time (min)	Peak Area
Acetaldehyde	0.973	4.073
Ethanol	1.328	103.856
n-Propanol	2.346	181.470

Scottsdale Police Department Crime Lab Volatiles Analysis

Sample: [REDACTED]	Item number: 000001A
Injection date: 12/19/2016 10:25:52 PM	Vial: 70
Method: ethanol.quant.M	Sequence: 19Dec16
Instrument: US14173023 CN14160045	Analyst: Langan
Data file: C:\Chem3211\Data\19Dec16\70.D	

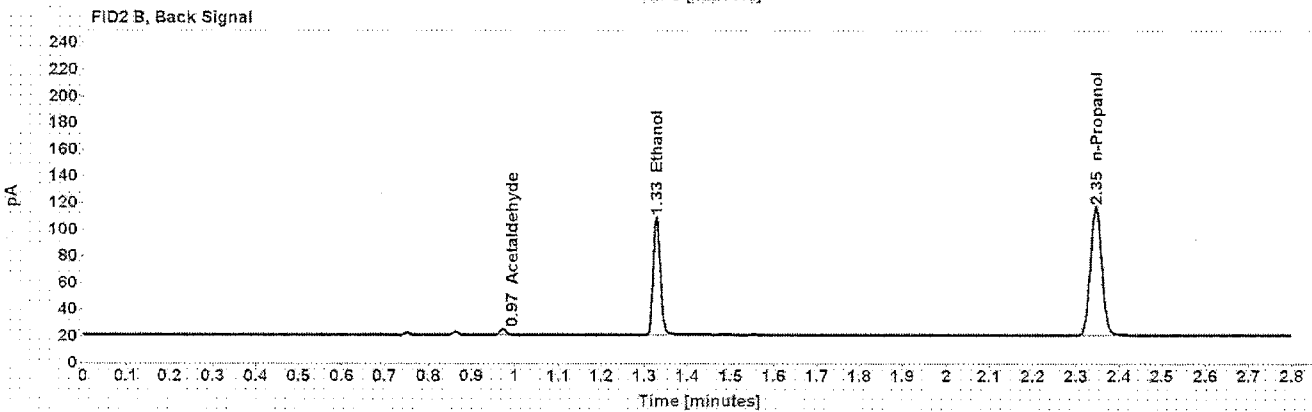
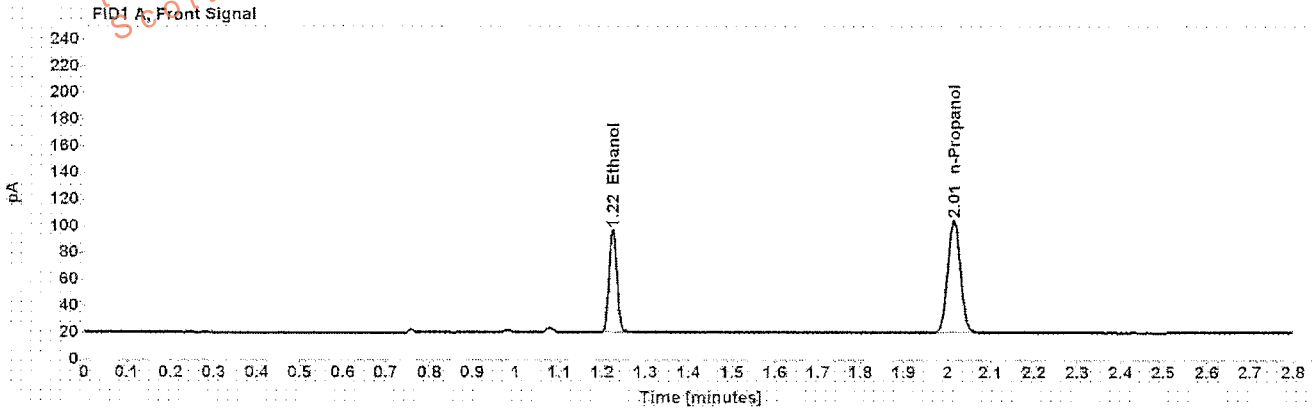


Table 1: FID 1 A (column DB-ALC1)

Compound	Amount (g/100mL)	Time (min)	Peak Area
>Ethanol	0.1552	1.224	99.027
n-Propanol	-----	2.015	173.414

Table 2: FID 2 B (column DB-ALC2)

Compound	Time (min)	Peak Area
Acetaldehyde	0.973	3.998
Ethanol	1.328	101.889
n-Propanol	2.346	178.949